Case #79	Band	Position	10g SAR (W/kg)	Gap (mm)	SAR peak location (mm)			3D distance (mm)	Summed SAR (W/kg)	SPLSR Results	Simultaneous SAR
					X	Y	Z				
	LTE Band 26	Front	2.402	0mm	-19.5	-78.2	-0.91	156.0	4.13	0.05	Not required
	WALAN 5GHz		1.726	0mm	31	69.4	-2.44				

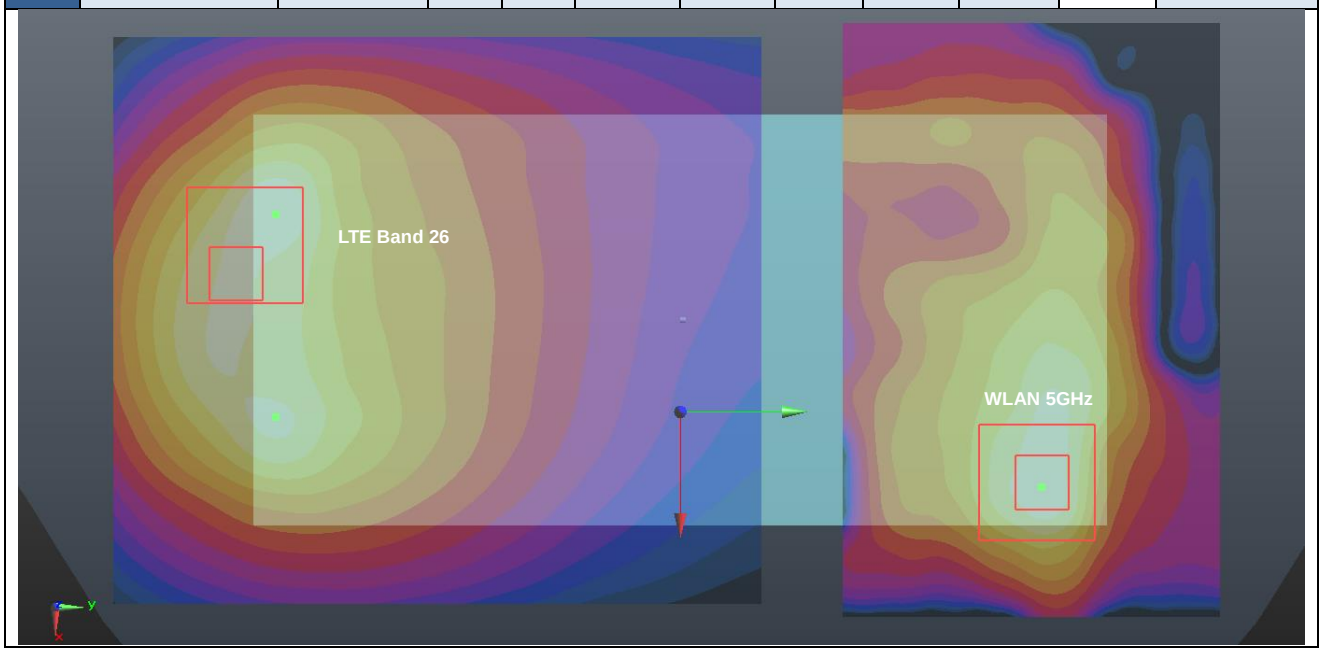

16. Supplemental Tuner Tests Results

General Note:

1. The following test procedure was followed to demonstrate that the SAR results in this report represent the appropriate SAR test conditions. For bands with dynamic tuning implemented, SAR will be measured according to the required FCC SAR test procedures with the dynamic tuner active to allow the device to automatically tune to the antenna state for the respective RF exposure test configurations. Additional single point SAR time-sweep measurements will be evaluated for other tuner states to determine that the other tuner configurations would result in equivalent or lower SAR values. The additional tuner hardware has no influence to the antenna characteristics, other than impedance matching.
2. To evaluate all of the tuner states, the 144 tuner states are divided evenly among band, mode and exposure combinations so that at least one single point SAR measurement is measured in each configuration. Single point time-sweep measurements will be performed at the peak SAR location determined by the zoom scan of the configuration with the highest reported SAR for each combination. The tuner state will be established remotely so that the device is not moved for the entire series of single point SAR for the tuner states in each combination. The SAR probe will remain stationary at the same position throughout the entire series of single point measurements for each combination. The bands which are dynamically tuned are split into two separate antennas, so each antenna system will have its own test plan to cover the corresponding 144 tuner states.
3. The operational decryption contains more information about the design and implementation of the dynamic antenna tuning.

16.1 Supplemental Tuner Head & Body SAR Results

Please refer to Appendix C.

Test Engineer: Nick Hu

17. Uncertainty Assessment

Per KDB 865664 D01 SAR measurement 100MHz to 6GHz, when the highest measured 1-g SAR within a frequency band is < 1.5 W/kg and the measured 10-g SAR within a frequency band is < 3.75 W/kg. The expanded SAR measurement uncertainty must be ≤ 30%, for a confidence interval of k = 2. If these conditions are met, extensive SAR measurement uncertainty analysis described in IEEE Std 1528-2013 is not required in SAR reports submitted for equipment approval. For this device, the highest measured 1-g SAR is less 1.5W/kg and highest measured 10-g SAR is less 3.75W/kg. Therefore, the measurement uncertainty table is not required in this report.

18. References

[1] FCC 47 CFR Part 2 “Frequency Allocations and Radio Treaty Matters; General Rules and Regulations”

[2] ANSI/IEEE Std. C95.1-1992, “IEEE Standard for Safety Levels with Respect to Human Exposure to Radio Frequency Electromagnetic Fields, 3 kHz to 300 GHz”, September 1992

[3] IEEE Std. 1528-2013, “IEEE Recommended Practice for Determining the Peak Spatial-Average Specific Absorption Rate (SAR) in the Human Head from Wireless Communications Devices: Measurement Techniques”, Sep 2013

[4] SPEAG DASY System Handbook

[5] FCC KDB 865664 D01 v01r04, "SAR Measurement Requirements for 100 MHz to 6 GHz", Aug 2015.

[6] FCC KDB 865664 D02 v01r02, “RF Exposure Compliance Reporting and Documentation Considerations” Oct 2015.

[7] FCC KDB 447498 D01 v06, “Mobile and Portable Device RF Exposure Procedures and Equipment Authorization Policies”, Oct 2015

[8] FCC KDB 648474 D04 v01r03, “SAR Evaluation Considerations for Wireless Handsets”, Oct 2015.

[9] FCC KDB 248227 D01 v02r02, “SAR Guidance for IEEE 802.11 (WiFi) Transmitters”, Oct 2015.

[10] FCC KDB 616217 D04 v01r02, “SAR Evaluation Considerations for Laptop, Notebook, Netbook and Tablet Computers”, Oct 2015

[11] FCC KDB 941225 D01 v03r01, “3G SAR MEAUREMENT PROCEDURES”, Oct 2015

[12] FCC KDB 941225 D05 v02r05, “SAR Evaluation Considerations for LTE Devices”, Dec 2015

[13] FCC KDB 941225 D05A v01r02, “Rel. 10 LTE SAR Test Guidance and KDB Inquiries”, Oct 2015

[14] FCC KDB 941225 D06 v02r01, "SAR Evaluation Procedures for Portable Devices with Wireless Router Capabilities", Oct 2015.

Appendix A. Plots of System Performance Check

The plots are shown as follows.

Test Laboratory: Sporton International Inc. SAR/HAC Testing Lab Date: 2019.4.10

System Check_Head_750MHz

DUT: D750V3 - SN:1087

Communication System: UID 0, CW (0); Frequency: 750 MHz;Duty Cycle: 1:1
Medium: HSL_750 Medium parameters used: f = 750 MHz; σ = 0.907 S/m; ε_r = 42.079; ρ = 1000 kg/m^3
Ambient Temperature：23.1 ℃; Liquid Temperature：22.8 ℃

DASY5 Configuration:
- Probe: EX3DV4 - SN3843; ConvF(9.27, 9.27, 9.27); Calibrated: 2018.9.27
- Sensor-Surface: 1.4mm (Mechanical Surface Detection)
- Electronics: DAE4 Sn1338; Calibrated: 2018.12.3
- Phantom: SAM1; Type: QD000P40CD; Serial: TP:1842
- Measurement SW: DASY52, Version 52.10 (1); SEMCAD X Version 14.6.11 (7439)

Pin=250mW/Area Scan (61x61x1): Interpolated grid: dx=1.500 mm, dy=1.500 mm
Maximum value of SAR (interpolated) = 2.24 W/kg

Pin=250mW/Zoom Scan (5x5x7)/Cube 0: Measurement grid: dx=8mm, dy=8mm, dz=5mm
Reference Value = 48.53 V/m; Power Drift = 0.04 dB
Peak SAR (extrapolated) = 6.15 W/kg
SAR(1 g) = 2.18 W/kg; SAR(10 g) = 1.39 W/kg
Maximum value of SAR (measured) = 2.28 W/kg

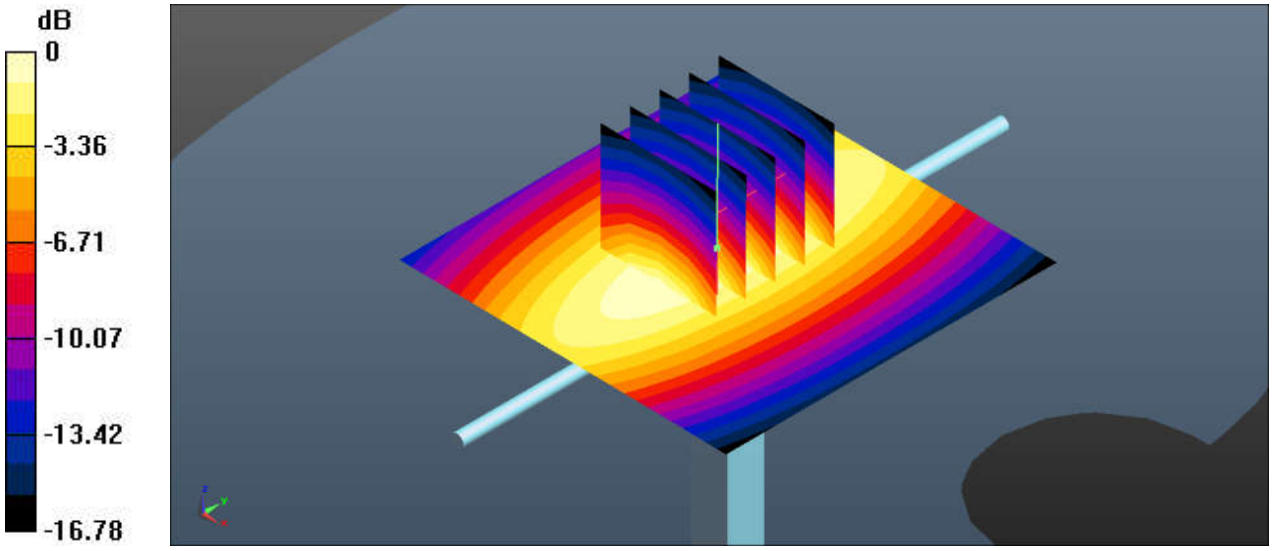

0 dB = 2.29 W/kg = 3.60 dBW/kg

Test Laboratory: Sporton International Inc. SAR/HAC Testing Lab Date: 2019.4.10

System Check_Head_835MHz

DUT: D850V2 - SN:4d151

Communication System: UID 0, CW (0); Frequency: 835 MHz;Duty Cycle: 1:1
Medium: HSL_850 Medium parameters used: f = 835 MHz; σ = 0.906 S/m; ε_r = 42.176; ρ = 1000 kg/m^3
Ambient Temperature：23.3 ℃； Liquid Temperature：22.9 ℃

DASY5 Configuration:
- Probe: EX3DV4 - SN3843; ConvF(9.01, 9.01, 9.01); Calibrated: 2018.9.27
- Sensor-Surface: 1.4mm (Mechanical Surface Detection)
- Electronics: DAE4 Sn1338; Calibrated: 2018.12.3
- Phantom: SAM1; Type: QD000P40CD; Serial: TP:1842
- Measurement SW: DASY52, Version 52.10 (1); SEMCAD X Version 14.6.11 (7439)

Pin=250mW/Area Scan (61x61x1): Interpolated grid: dx=1.500 mm, dy=1.500 mm
Maximum value of SAR (interpolated) = 4.67 W/kg

Pin=250mW/Zoom Scan (5x5x7)/Cube 0: Measurement grid: dx=8mm, dy=8mm, dz=5mm
Reference Value = 56.69 V/m; Power Drift = -0.01 dB
Peak SAR (extrapolated) = 3.86 W/kg
SAR(1 g) = 2.24 W/kg; SAR(10 g) = 1.49 W/kg
Maximum value of SAR (measured) = 2.93 W/kg

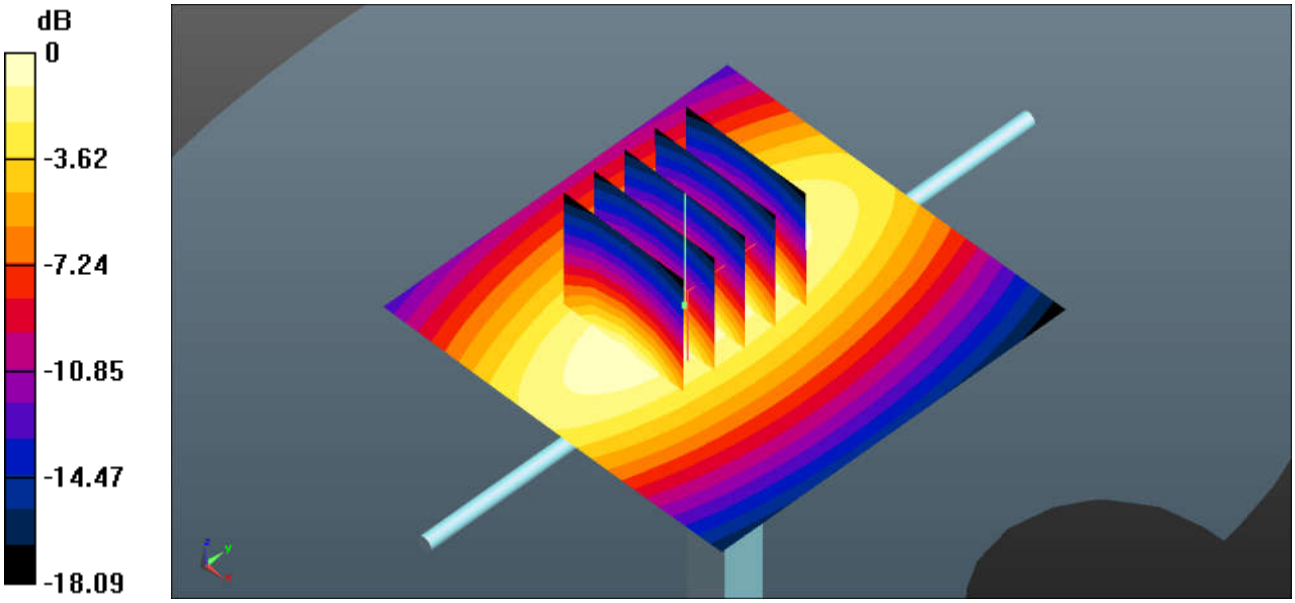

0 dB = 3.00 W/kg = 4.77 dBW/kg

Test Laboratory: Sporton International Inc. SAR/HAC Testing Lab Date: 2019.4.9

System Check_Head_1750MHz

DUT: D1750V2 - SN:1090

Communication System: UID 0, CW; Frequency: 1750 MHz;Duty Cycle: 1:1
Medium: HSL_1750 Medium parameters used: f = 1750 MHz; σ = 1.346 S/m; ε_r = 40.246; ρ = 1000 kg/m^3
Ambient Temperature：23.3 ℃; Liquid Temperature：22.6 ℃

DASY5 Configuration:
- Probe: EX3DV4 - SN3843; ConvF(7.79, 7.79, 7.79); Calibrated: 2018.9.27
- Sensor-Surface: 1.4mm (Mechanical Surface Detection)
- Electronics: DAE4 Sn1338; Calibrated: 2018.12.3
- Phantom: SAM1; Type: QD000P40CD; Serial: TP:1842
- Measurement SW: DASY52, Version 52.10 (1); SEMCAD X Version 14.6.11 (7439)

Pin=250mW/Area Scan (61x61x1): Interpolated grid: dx=1.500 mm, dy=1.500 mm
Maximum value of SAR (interpolated) = 11.9 W/kg

Pin=250mW/Zoom Scan (5x5x7)/Cube 0: Measurement grid: dx=8mm, dy=8mm, dz=5mm
Reference Value = 82.41 V/m; Power Drift = 0.06 dB
Peak SAR (extrapolated) = 15.1 W/kg
SAR(1 g) = 8.65 W/kg; SAR(10 g) = 4.52 W/kg
Maximum value of SAR (measured) = 11.9 W/kg

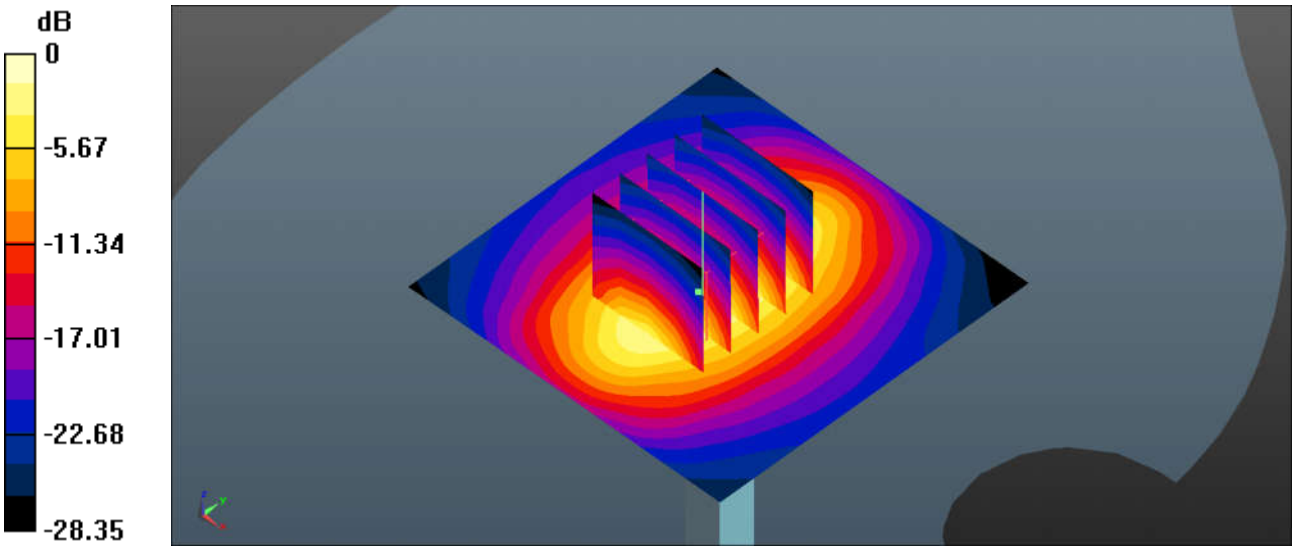

0 dB = 11.9 W/kg = 10.76 dBW/kg

Test Laboratory: Sporton International Inc. SAR/HAC Testing Lab Date: 2019.4.9

System Check_Head_1900MHz

DUT: D1900V2 - SN:5d170

Communication System: UID 0, CW (0); Frequency: 1900 MHz;Duty Cycle: 1:1
Medium: HSL_1900 Medium parameters used: f = 1900 MHz; σ = 1.402 S/m; ε_r = 39.391; ρ = 1000 kg/m^3
Ambient Temperature：23.2 ℃; Liquid Temperature：22.6 ℃

DASY5 Configuration:
- Probe: EX3DV4 - SN3843; ConvF(7.4, 7.4, 7.4); Calibrated: 2018.9.27
- Sensor-Surface: 1.4mm (Mechanical Surface Detection)
- Electronics: DAE4 Sn1338; Calibrated: 2018.12.3
- Phantom: SAM1; Type: QD000P40CD; Serial: TP:1842
- Measurement SW: DASY52, Version 52.10 (1); SEMCAD X Version 14.6.11 (7439)

Pin=250mW/Area Scan (61x61x1): Interpolated grid: dx=1.500 mm, dy=1.500 mm
Maximum value of SAR (interpolated) = 25.6 W/kg

Pin=250mW/Zoom Scan (5x5x7)/Cube 0: Measurement grid: dx=8mm, dy=8mm, dz=5mm
Reference Value = 98.8 V/m; Power Drift = -0.00 dB
Peak SAR (extrapolated) = 31.9 W/kg
SAR(1 g) = 9.7 W/kg; SAR(10 g) = 5.26 W/kg
Maximum value of SAR (measured) = 16.9 W/kg

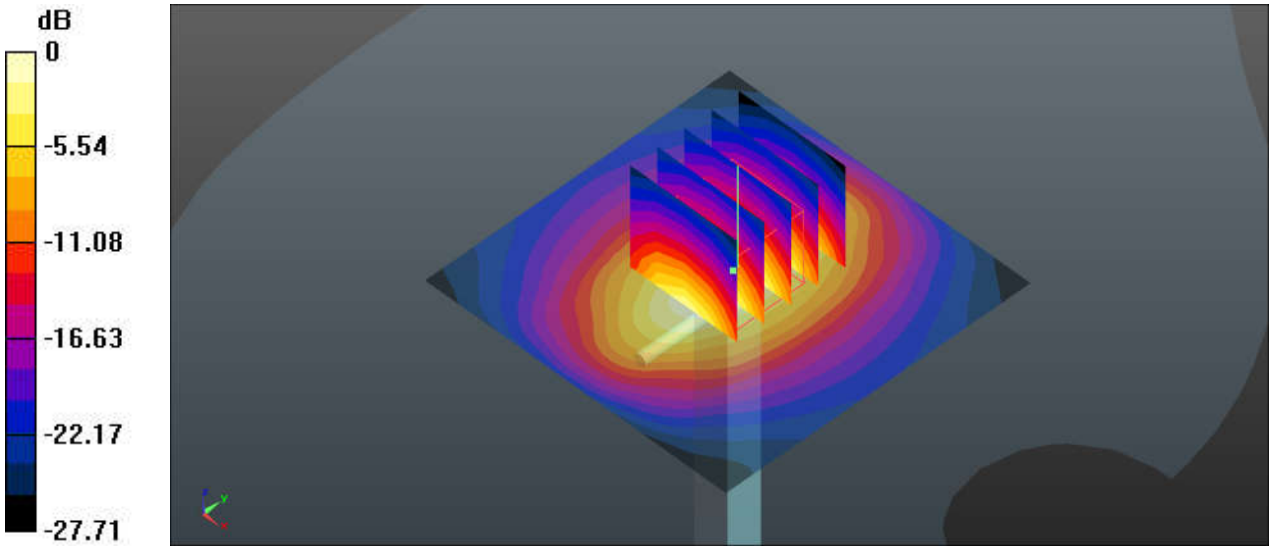

0 dB = 16.9 W/kg = 12.28 dBW/kg

Test Laboratory: Sporton International Inc. SAR/HAC Testing Lab Date: 2019.4.9

System Check_Head_2300MHz

DUT: D2300V2 - SN:1055

Communication System: UID 0, CW (0); Frequency: 2300 MHz;Duty Cycle: 1:1
Medium: HSL_2300 Medium parameters used: f = 2300 MHz; σ = 1.677 S/m; ε_r = 38.802; ρ = 1000 kg/m^3
Ambient Temperature：23.1 ℃; Liquid Temperature：22.7 ℃

DASY5 Configuration:
- Probe: EX3DV4 - SN3843; ConvF(7.31, 7.31, 7.31); Calibrated: 2018.9.27
- Sensor-Surface: 1.4mm (Mechanical Surface Detection)
- Electronics: DAE4 Sn1338; Calibrated: 2018.12.3
- Phantom: SAM1; Type: QD000P40CD; Serial: TP:1842
- Measurement SW: DASY52, Version 52.10 (1); SEMCAD X Version 14.6.11 (7439)

Pin=250mW/Area Scan (71x71x1): Interpolated grid: dx=1.200 mm, dy=1.200 mm
Maximum value of SAR (interpolated) = 32.5 W/kg

Pin=250mW/Zoom Scan (7x7x7)/Cube 0: Measurement grid: dx=5mm, dy=5mm, dz=5mm
Reference Value = 85.9 V/m; Power Drift = 0.02 dB
Peak SAR (extrapolated) = 52.2 W/kg
SAR(1 g) = 12.4 W/kg; SAR(10 g) = 5.85 W/kg
Maximum value of SAR (measured) = 21.5 W/kg

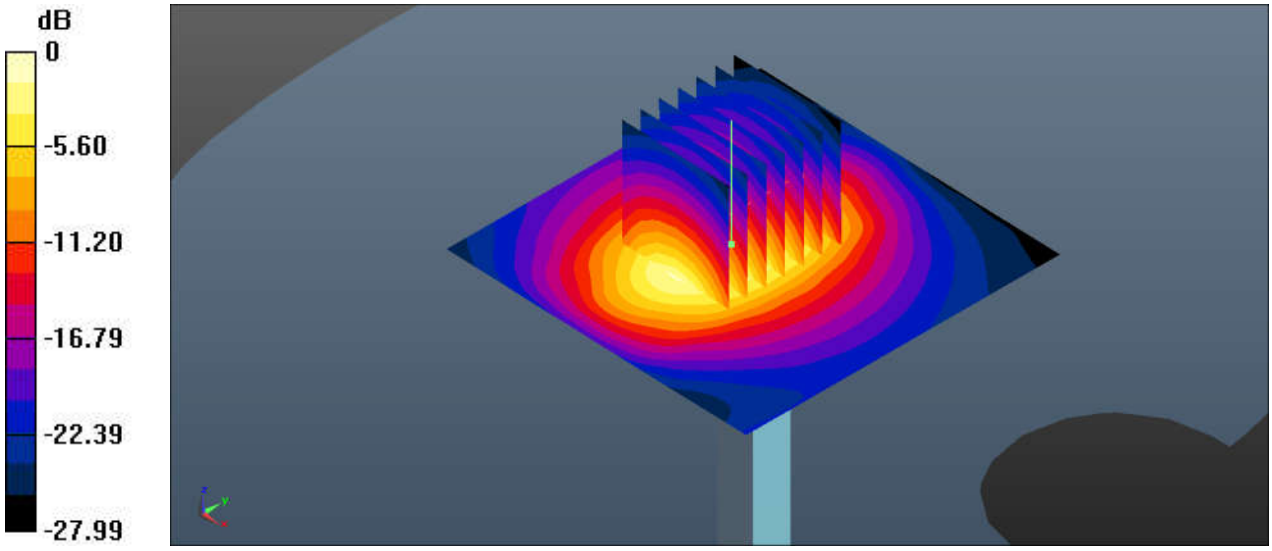

0 dB = 32.5 W/kg = 15.12 dBW/kg

Test Laboratory: Sporton International Inc. SAR/HAC Testing Lab Date: 2019.4.4

System Check_Head_2450MHz

DUT: D2450V2 - SN:908

Communication System: UID 0, CW (0); Frequency: 2450 MHz;Duty Cycle: 1:1
Medium: HSL_2450 Medium parameters used: f = 2450 MHz; σ = 1.882 S/m; ε_r = 38.38; ρ = 1000 kg/m^3
Ambient Temperature：23.3 ℃; Liquid Temperature：22.7 ℃

DASY5 Configuration:
- Probe: EX3DV4 - SN3857; ConvF(7.56, 7.56, 7.56); Calibrated: 2018.5.31
- Sensor-Surface: 1.4mm (Mechanical Surface Detection)
- Electronics: DAE4 Sn1279; Calibrated: 2018.10.22
- Phantom: SAM2; Type: QD000P40CD; Serial: TP:1754
- Measurement SW: DASY52, Version 52.10 (1); SEMCAD X Version 14.6.11 (7439)

Pin=250mW/Area Scan (71x71x1): Interpolated grid: dx=1.200 mm, dy=1.200 mm
Maximum value of SAR (interpolated) = 21.9 W/kg

Pin=250mW/Zoom Scan (7x7x7)/Cube 0: Measurement grid: dx=5mm, dy=5mm, dz=5mm
Reference Value = 86.46 V/m; Power Drift = 0.08 dB
Peak SAR (extrapolated) = 29.6 W/kg
SAR(1 g) = 13.6 W/kg; SAR(10 g) = 6.16 W/kg
Maximum value of SAR (measured) = 21.4 W/kg

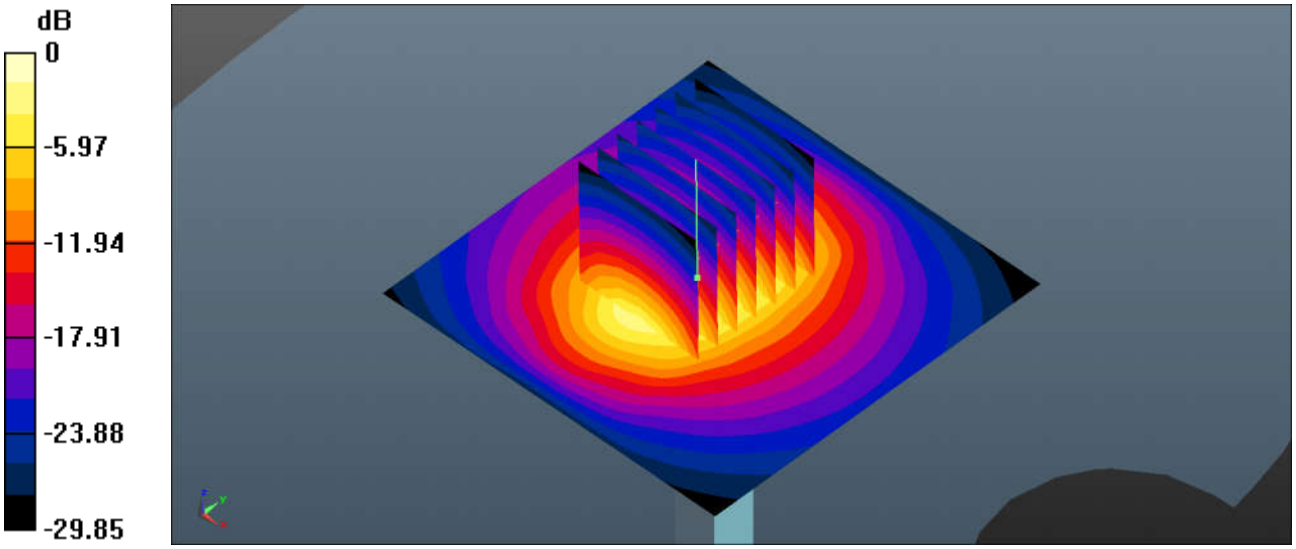

0 dB = 21.9 W/kg = 13.40 dBW/kg

Test Laboratory: Sporton International Inc. SAR/HAC Testing Lab Date: 2019.4.9

System Check_Head_2600MHz

DUT: D2600V2 - SN:1061

Communication System: UID 0, CW; Frequency: 2600 MHz;Duty Cycle: 1:1
Medium: HSL_2600 Medium parameters used: f = 2600 MHz; σ = 2.058 S/m; ε_r = 37.759; ρ = 1000 kg/m^3
Ambient Temperature：23.2 ℃； Liquid Temperature：22.8 ℃

DASY5 Configuration:
- Probe: EX3DV4 - SN3843; ConvF(6.86, 6.86, 6.86); Calibrated: 2018.9.27
- Sensor-Surface: 1.4mm (Mechanical Surface Detection)
- Electronics: DAE4 Sn1338; Calibrated: 2018.12.3
- Phantom: SAM1; Type: QD000P40CD; Serial: TP:1842
- Measurement SW: DASY52, Version 52.10 (1); SEMCAD X Version 14.6.11 (7439)

Pin=250mW/Area Scan (71x71x1): Interpolated grid: dx=1.200 mm, dy=1.200 mm
Maximum value of SAR (interpolated) = 40.4 W/kg

Pin=250mW/Zoom Scan (7x7x7)/Cube 0: Measurement grid: dx=5mm, dy=5mm, dz=5mm
Reference Value = 95.1 V/m; Power Drift = -0.10 dB
Peak SAR (extrapolated) = 49.8 W/kg
SAR(1 g) = 14.3 W/kg; SAR(10 g) = 6.74 W/kg
Maximum value of SAR (measured) = 23.1 W/kg

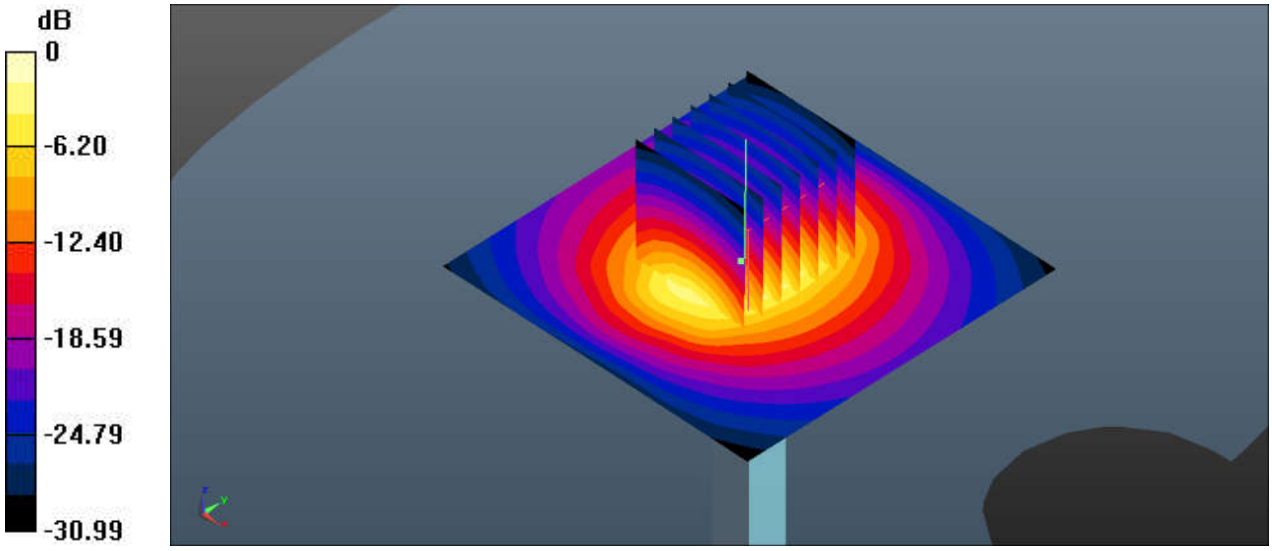

0 dB = 23.1 W/kg = 13.64 dBW/kg

Test Laboratory: Sporton International Inc. SAR/HAC Testing Lab Date: 2019.4.6

System Check_Head_5250MHz

DUT: D5GHzV2-SN:1006

Communication System: UID 0, CW (0); Frequency: 5250 MHz;Duty Cycle: 1:1
Medium: HSL_5000 Medium parameters used: f = 5250 MHz; σ = 4.879 S/m; ε_r = 37.308; ρ = 1000 kg/m^3
Ambient Temperature：23.3 ℃; Liquid Temperature：22.6 ℃

DASY5 Configuration:
- Probe: EX3DV4 - SN3857; ConvF(5.2, 5.2, 5.2); Calibrated: 2018.5.31
- Sensor-Surface: 1.4mm (Mechanical Surface Detection)
- Electronics: DAE4 Sn1279; Calibrated: 2018.10.22
- Phantom: SAM2; Type: QD000P40CD; Serial: TP:1754
- Measurement SW: DASY52, Version 52.10 (1); SEMCAD X Version 14.6.11 (7439)

Pin=100mW/Area Scan (71x71x1): Interpolated grid: dx=1.000 mm, dy=1.000 mm
Maximum value of SAR (interpolated) = 15.5 W/kg

Pin=100mW/Zoom Scan (8x8x7)/Cube 0: Measurement grid: dx=4mm, dy=4mm, dz=1.4mm
Reference Value = 30.77 V/m; Power Drift = -0.01 dB
Peak SAR (extrapolated) = 21.4 W/kg
SAR(1 g) = 7.54 W/kg; SAR(10 g) = 2.22 W/kg
Maximum value of SAR (measured) = 15.0 W/kg

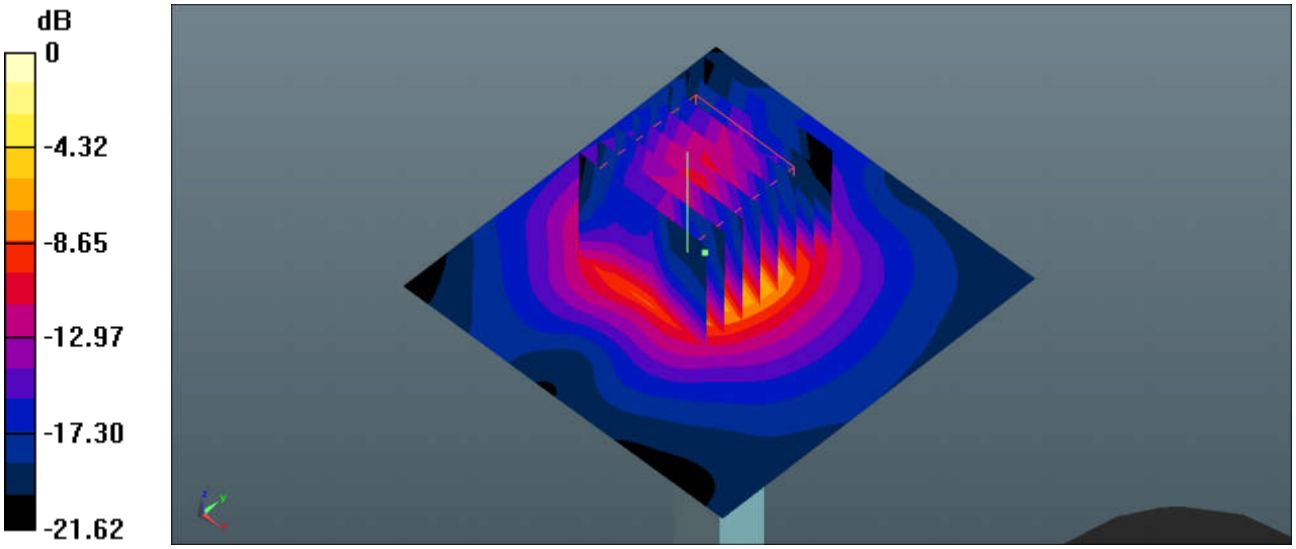

0 dB = 15.5 W/kg = 11.90 dBW/kg

Test Laboratory: Sporton International Inc. SAR/HAC Testing Lab Date: 2019.4.6

System Check_Head_5600MHz

DUT: D5GHzV2-SN:1006

Communication System: UID 0, CW (0); Frequency: 5600 MHz;Duty Cycle: 1:1
Medium: HSL_5000 Medium parameters used: f = 5600 MHz; σ = 5.249 S/m; ε_r = 36.763; ρ = 1000 kg/m^3
Ambient Temperature：23.3 ℃; Liquid Temperature：22.6 ℃

DASY5 Configuration:
- Probe: EX3DV4 - SN3857; ConvF(4.94, 4.94, 4.94); Calibrated: 2018.5.31
- Sensor-Surface: 1.4mm (Mechanical Surface Detection)
- Electronics: DAE4 Sn1279; Calibrated: 2018.10.22
- Phantom: SAM2; Type: QD000P40CD; Serial: TP:1754
- Measurement SW: DASY52, Version 52.10 (1); SEMCAD X Version 14.6.11 (7439)

Pin=100mW/Area Scan (71x71x1): Interpolated grid: dx=1.000 mm, dy=1.000 mm
Maximum value of SAR (interpolated) = 18.9 W/kg

Pin=100mW/Zoom Scan (8x8x7)/Cube 0: Measurement grid: dx=4mm, dy=4mm, dz=1.4mm
Reference Value = 38.67 V/m; Power Drift = 0.02 dB
Peak SAR (extrapolated) = 33.7 W/kg
SAR(1 g) = 7.82 W/kg; SAR(10 g) = 2.31 W/kg
Maximum value of SAR (measured) = 18.2 W/kg

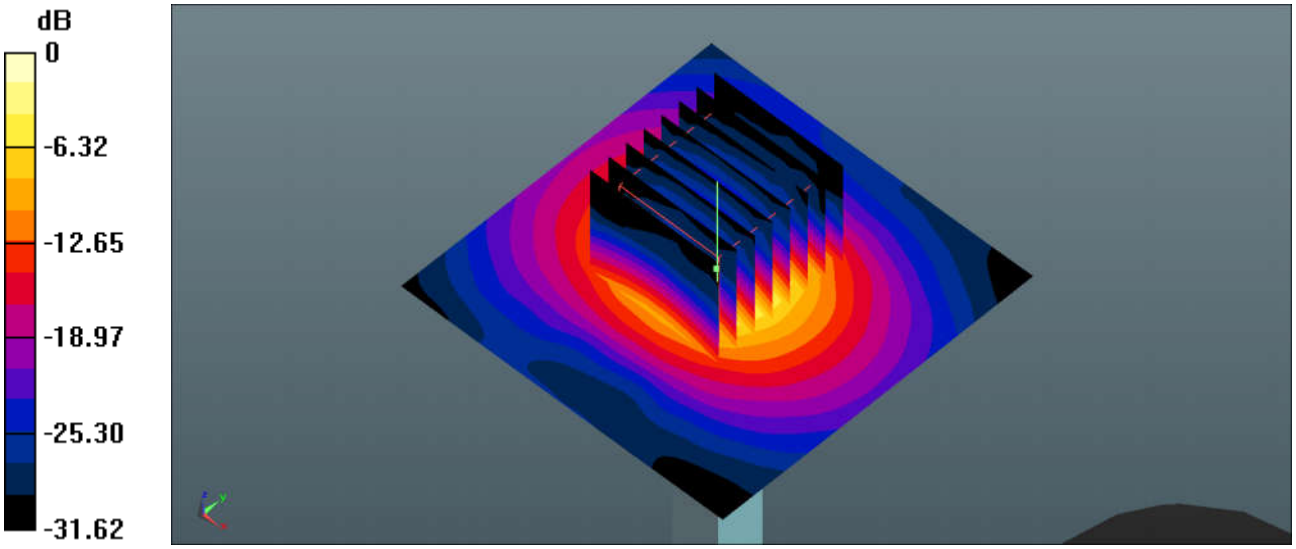

0 dB = 18.9 W/kg = 12.76 dBW/kg

Test Laboratory: Sporton International Inc. SAR/HAC Testing Lab Date: 2019.4.6

System Check_Head_5750MHz

DUT: D5GHzV2-SN:1006

Communication System: UID 0, CW (0); Frequency: 5750 MHz;Duty Cycle: 1:1
Medium: HSL_5000 Medium parameters used: f = 5750 MHz; σ = 5.413 S/m; ε_r = 36.556; ρ = 1000 kg/m^3
Ambient Temperature：23.3 ℃； Liquid Temperature：22.6 ℃

DASY5 Configuration:
- Probe: EX3DV4 - SN3857; ConvF(5.23, 5.23, 5.23); Calibrated: 2018.5.31
- Sensor-Surface: 1.4mm (Mechanical Surface Detection)
- Electronics: DAE4 Sn1279; Calibrated: 2018.10.22
- Phantom: SAM2; Type: QD000P40CD; Serial: TP:1754
- Measurement SW: DASY52, Version 52.10 (1); SEMCAD X Version 14.6.11 (7439)

Pin=100mW/Area Scan (71x71x1): Interpolated grid: dx=1.000 mm, dy=1.000 mm
Maximum value of SAR (interpolated) = 17.6 W/kg

Pin=100mW/Zoom Scan (8x8x7)/Cube 0: Measurement grid: dx=4mm, dy=4mm, dz=1.4mm
Reference Value = 37.26 V/m; Power Drift = 0.05 dB
Peak SAR (extrapolated) = 34.0 W/kg
SAR(1 g) = 7.64 W/kg; SAR(10 g) = 2.21 W/kg
Maximum value of SAR (measured) = 17.8 W/kg

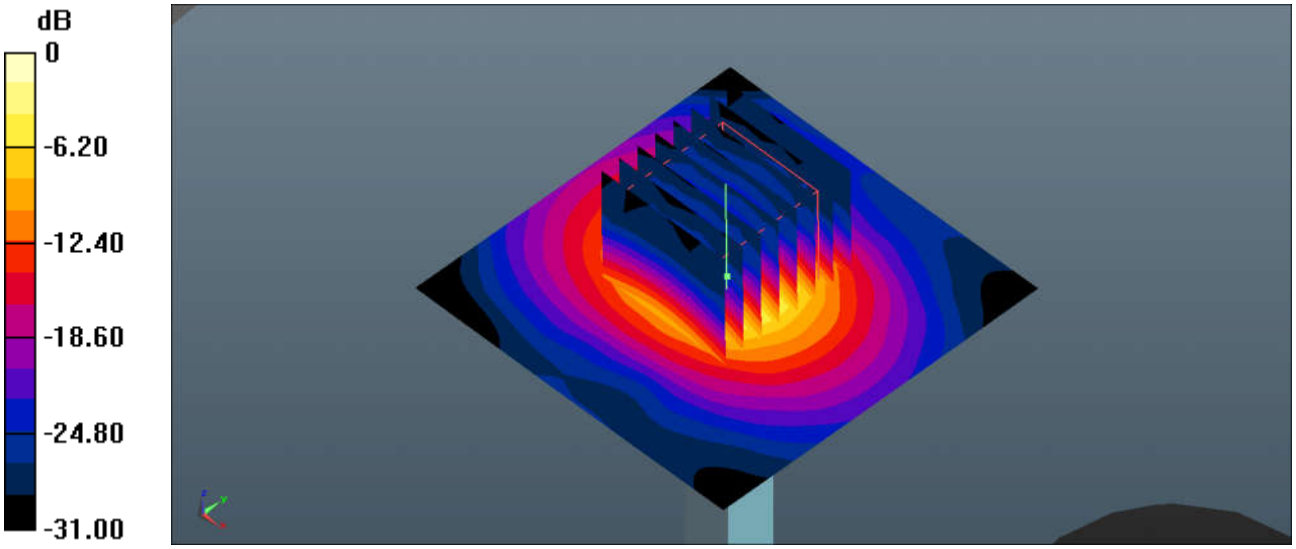

0 dB = 17.6 W/kg = 12.46 dBW/kg

Test Laboratory: Sporton International Inc. SAR/HAC Testing Lab Date: 2019.4.4

System Check_Body_750MHz

DUT: D750V3 - SN:1087

Communication System: UID 0, CW (0); Frequency: 750 MHz;Duty Cycle: 1:1
Medium: MSL_750 Medium parameters used: f = 750 MHz; σ = 0.971 S/m; ε_r = 56.056; ρ = 1000 kg/m^3
Ambient Temperature：23.3 ℃； Liquid Temperature：22.7 ℃

DASY5 Configuration:
- Probe: EX3DV4 - SN3857; ConvF(9.7, 9.7, 9.7); Calibrated: 2018.5.31
- Sensor-Surface: 1.4mm (Mechanical Surface Detection)
- Electronics: DAE4 Sn1279; Calibrated: 2018.10.22
- Phantom: SAM2; Type: QD000P40CD; Serial: TP:1754
- Measurement SW: DASY52, Version 52.10 (1); SEMCAD X Version 14.6.11 (7439)

Pin=250mW/Area Scan (61x61x1): Interpolated grid: dx=1.500 mm, dy=1.500 mm
Maximum value of SAR (interpolated) = 3.33 W/kg

Pin=250mW/Zoom Scan (5x5x7)/Cube 0: Measurement grid: dx=8mm, dy=8mm, dz=5mm
Reference Value = 54.30 V/m; Power Drift = -0.13 dB
Peak SAR (extrapolated) = 3.84 W/kg
SAR(1 g) = 2.24 W/kg; SAR(10 g) = 1.47 W/kg
Maximum value of SAR (measured) = 3.30 W/kg

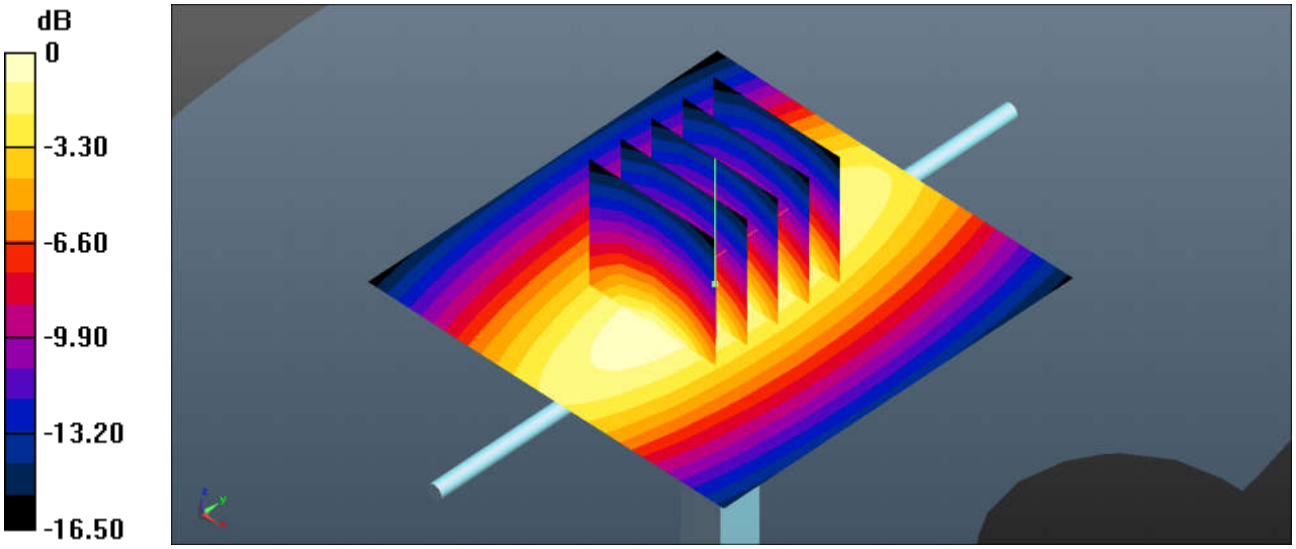

0 dB = 3.33 W/kg = 5.22 dBW/kg

Test Laboratory: Sporton International Inc. SAR/HAC Testing Lab Date: 2019.4.4

System Check_Body_835MHz

DUT: D835V2 - SN:4d151

Communication System: UID 0, CW (0); Frequency: 835 MHz;Duty Cycle: 1:1
Medium: MSL_850 Medium parameters used: f = 835 MHz; σ = 0.99 S/m; ε_r = 56.003; ρ = 1000 kg/m^3
Ambient Temperature：23.3 ℃； Liquid Temperature：22.9 ℃

DASY5 Configuration:
- Probe: EX3DV4 - SN3857; ConvF(9.49, 9.49, 9.49); Calibrated: 2018.5.31
- Sensor-Surface: 1.4mm (Mechanical Surface Detection)
- Electronics: DAE4 Sn1279; Calibrated: 2018.10.22
- Phantom: SAM2; Type: QD000P40CD; Serial: TP:1754
- Measurement SW: DASY52, Version 52.10 (1); SEMCAD X Version 14.6.11 (7439)

Pin=250mW/Area Scan (61x61x1): Interpolated grid: dx=1.500 mm, dy=1.500 mm
Maximum value of SAR (interpolated) = 4.70 W/kg

Pin=250mW/Zoom Scan (5x5x7)/Cube 0: Measurement grid: dx=8mm, dy=8mm, dz=5mm
Reference Value = 56.44 V/m; Power Drift = -0.13 dB
Peak SAR (extrapolated) = 4.34 W/kg
SAR(1 g) = 2.48 W/kg; SAR(10 g) = 1.57 W/kg
Maximum value of SAR (measured) = 3.56 W/kg

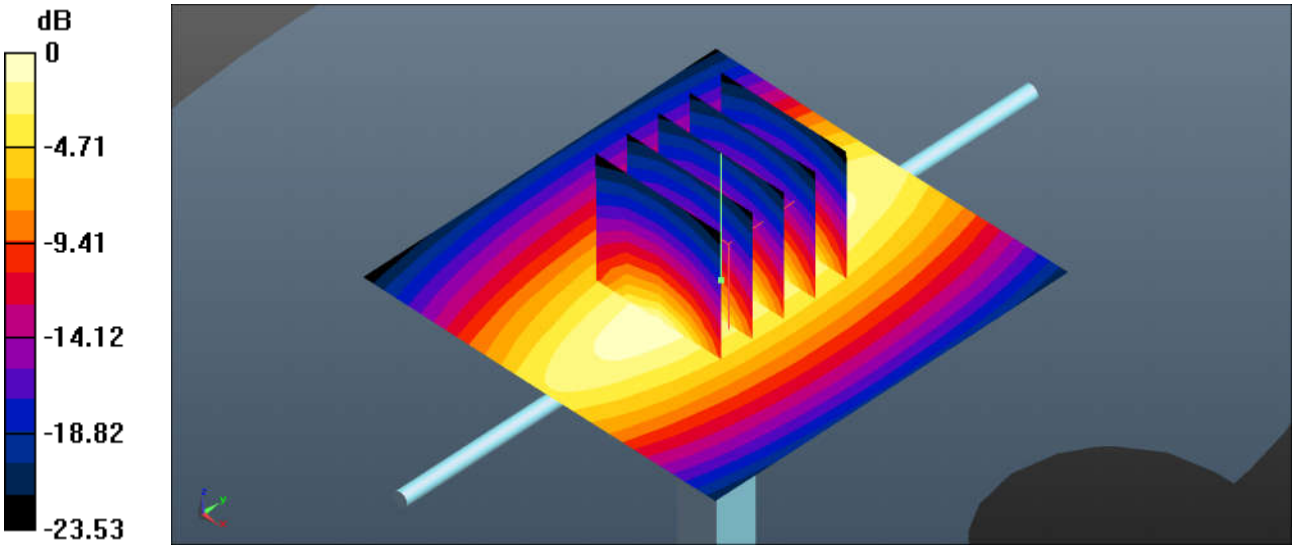

0 dB = 3.56 W/kg = 5.15 dBW/kg

Test Laboratory: Sporton International Inc. SAR/HAC Testing Lab Date: 2019.4.4

System Check_Body_1750MHz

DUT: D1750V2 - SN:1090

Communication System: UID 0, CW (0); Frequency: 1750 MHz;Duty Cycle: 1:1
Medium: MSL_1750 Medium parameters used: f = 1750 MHz; σ = 1.455 S/m; ε_r = 51.577; ρ = 1000 kg/m^3
Ambient Temperature：23.3 ℃; Liquid Temperature：22.6 ℃

DASY5 Configuration:
- Probe: EX3DV4 - SN3857; ConvF(8.15, 8.15, 8.15); Calibrated: 2018.5.31
- Sensor-Surface: 1.4mm (Mechanical Surface Detection)
- Electronics: DAE4 Sn1279; Calibrated: 2018.10.22
- Phantom: SAM2; Type: QD000P40CD; Serial: TP:1754
- Measurement SW: DASY52, Version 52.10 (1); SEMCAD X Version 14.6.11 (7439)

Pin=250mW/Area Scan (61x61x1): Interpolated grid: dx=1.500 mm, dy=1.500 mm
Maximum value of SAR (interpolated) = 13.2 W/kg

Pin=250mW/Zoom Scan (5x5x7)/Cube 0: Measurement grid: dx=8mm, dy=8mm, dz=5mm
Reference Value = 83.52 V/m; Power Drift = 0.06 dB
Peak SAR (extrapolated) = 16.2 W/kg
SAR(1 g) = 8.94 W/kg; SAR(10 g) = 4.74 W/kg
Maximum value of SAR (measured) = 13.7 W/kg

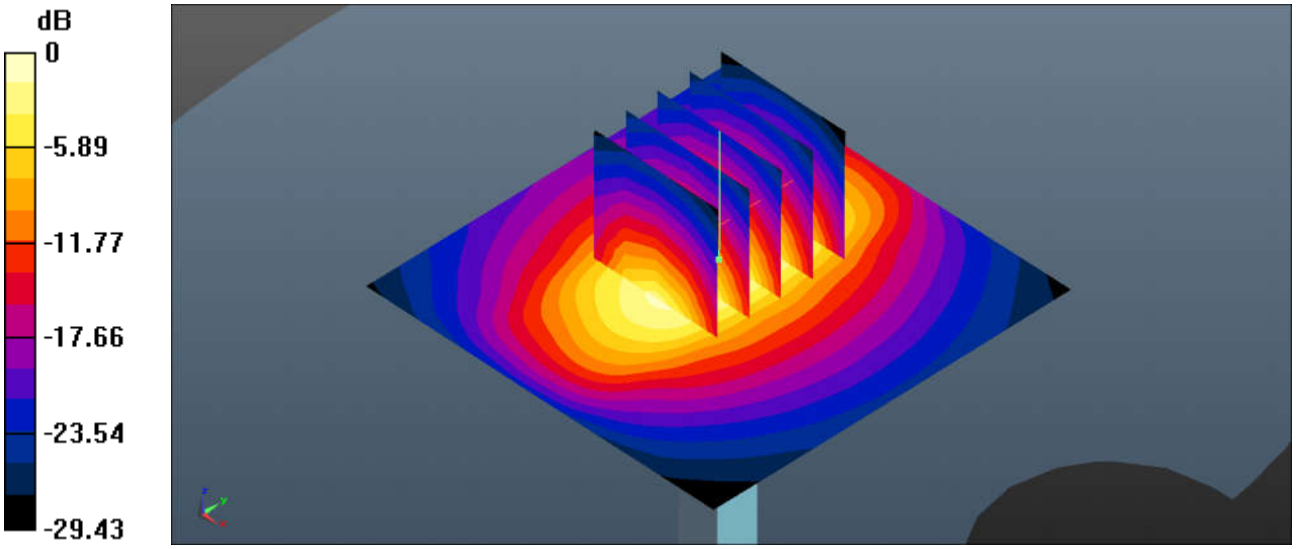

0 dB = 13.2 W/kg = 11.21 dBW/kg

Test Laboratory: Sporton International Inc. SAR/HAC Testing Lab Date: 2019.4.4

System Check_Body_1900MHz

DUT: D1900V2 - SN:5d170

Communication System: UID 0, CW (0); Frequency: 1900 MHz;Duty Cycle: 1:1
Medium: MSL_1900 Medium parameters used: f = 1900 MHz; σ = 1.534 S/m; ε_r = 53.033; ρ = 1000 kg/m^3
Ambient Temperature：23.3 ℃; Liquid Temperature：22.9 ℃

DASY5 Configuration:
- Probe: EX3DV4 - SN3857; ConvF(7.82, 7.82, 7.82); Calibrated: 2018.5.31
- Sensor-Surface: 1.4mm (Mechanical Surface Detection)
- Electronics: DAE4 Sn1279; Calibrated: 2018.10.22
- Phantom: SAM2; Type: QD000P40CD; Serial: TP:1754
- Measurement SW: DASY52, Version 52.10 (1); SEMCAD X Version 14.6.11 (7439)

Pin=250mW/Area Scan (61x61x1): Interpolated grid: dx=1.500 mm, dy=1.500 mm
Maximum value of SAR (interpolated) = 15.0 W/kg

Pin=250mW/Zoom Scan (5x5x7)/Cube 0: Measurement grid: dx=8mm, dy=8mm, dz=5mm
Reference Value = 80.42 V/m; Power Drift = 0.05 dB
Peak SAR (extrapolated) = 18.5 W/kg
SAR(1 g) = 9.94 W/kg; SAR(10 g) = 5.11 W/kg
Maximum value of SAR (measured) = 15.6 W/kg

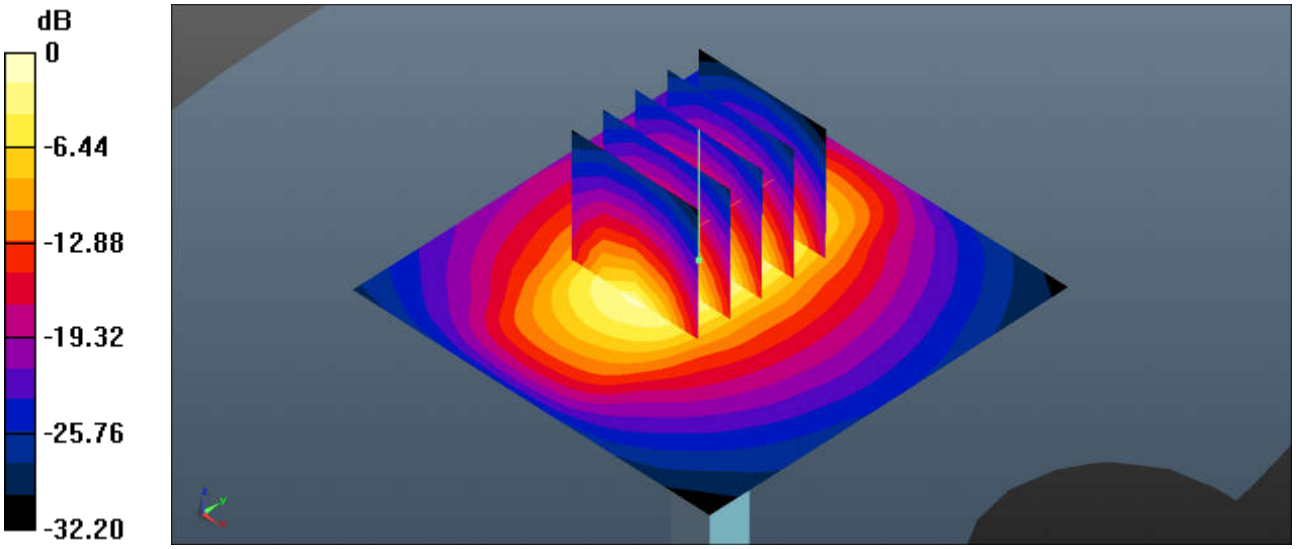

0 dB = 15.0 W/kg = 11.76 dBW/kg

Test Laboratory: Sporton International Inc. SAR/HAC Testing Lab Date: 2019.4.4

System Check_Body_2300MHz

DUT: D2300V2 - SN:1055

Communication System: UID 0, CW (0); Frequency: 2300 MHz;Duty Cycle: 1:1
Medium: MSL_2300 Medium parameters used: f = 2300 MHz; σ = 1.817 S/m; ε_r = 53.581; ρ = 1000 kg/m^3
Ambient Temperature：23.3 ℃; Liquid Temperature：22.9 ℃

DASY5 Configuration:
- Probe: EX3DV4 - SN3857; ConvF(7.66, 7.66, 7.66); Calibrated: 2018.5.31
- Sensor-Surface: 1.4mm (Mechanical Surface Detection)
- Electronics: DAE4 Sn1279; Calibrated: 2018.10.22
- Phantom: SAM2; Type: QD000P40CD; Serial: TP:1754
- Measurement SW: DASY52, Version 52.10 (1); SEMCAD X Version 14.6.11 (7439)

Pin=250mW/Area Scan (81x81x1): Interpolated grid: dx=1.200 mm, dy=1.200 mm
Maximum value of SAR (interpolated) = 19.7 W/kg

Pin=250mW/Zoom Scan (7x7x7)/Cube 0: Measurement grid: dx=5mm, dy=5mm, dz=5mm
Reference Value = 85.55 V/m; Power Drift = 0.01 dB
Peak SAR (extrapolated) = 24.2 W/kg
SAR(1 g) = 12.4 W/kg; SAR(10 g) = 5.88 W/kg
Maximum value of SAR (measured) = 19.3 W/kg

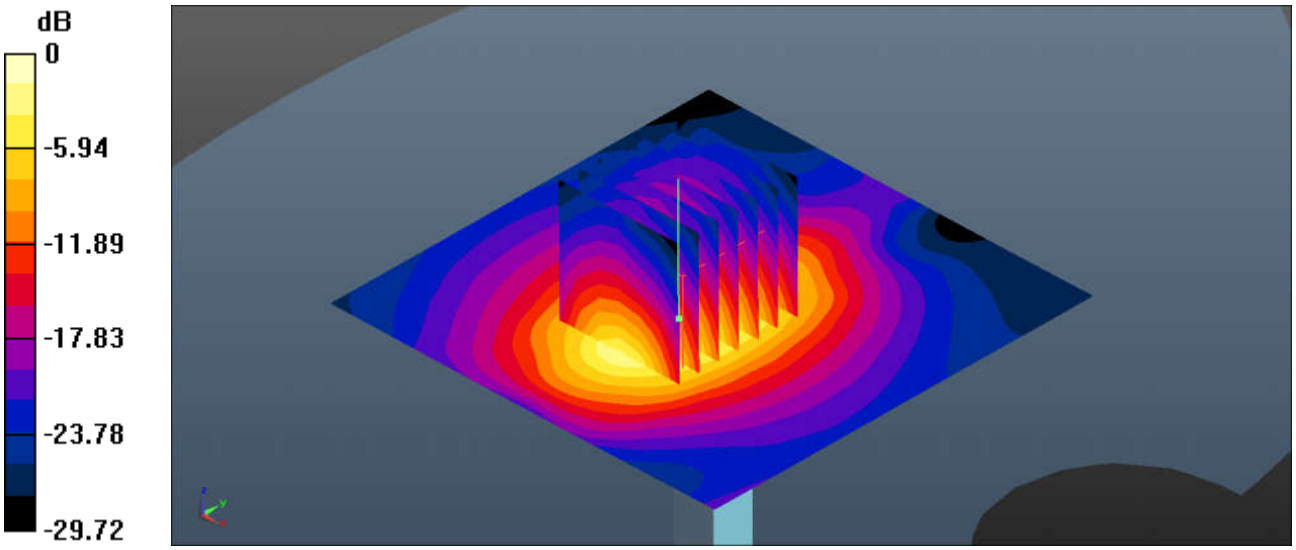

0 dB = 19.7 W/kg = 12.94 dBW/kg

Test Laboratory: Sporton International Inc. SAR/HAC Testing Lab Date: 2019.4.4

System Check_Body_2450MHz

DUT: D2450V2 - SN:908

Communication System: UID 0, CW (0); Frequency: 2450 MHz;Duty Cycle: 1:1
Medium: MSL_2450 Medium parameters used: f = 2450 MHz; σ = 2.027 S/m; ε_r = 53.032; ρ = 1000 kg/m^3
Ambient Temperature：23.3 ℃; Liquid Temperature：22.9 ℃

DASY5 Configuration:
- Probe: EX3DV4 - SN3857; ConvF(7.42, 7.42, 7.42); Calibrated: 2018.5.31
- Sensor-Surface: 1.4mm (Mechanical Surface Detection)
- Electronics: DAE4 Sn1279; Calibrated: 2018.10.22
- Phantom: SAM2; Type: QD000P40CD; Serial: TP:1754
- Measurement SW: DASY52, Version 52.10 (1); SEMCAD X Version 14.6.11 (7439)

Pin=250mW/Area Scan (81x81x1): Interpolated grid: dx=1.200 mm, dy=1.200 mm
Maximum value of SAR (interpolated) = 19.4 W/kg

Pin=250mW/Zoom Scan (7x7x7)/Cube 0: Measurement grid: dx=5mm, dy=5mm, dz=5mm
Reference Value = 83.48 V/m; Power Drift = 0.13 dB
Peak SAR (extrapolated) = 26.0 W/kg
SAR(1 g) = 12.5 W/kg; SAR(10 g) = 5.75 W/kg
Maximum value of SAR (measured) = 19.4 W/kg

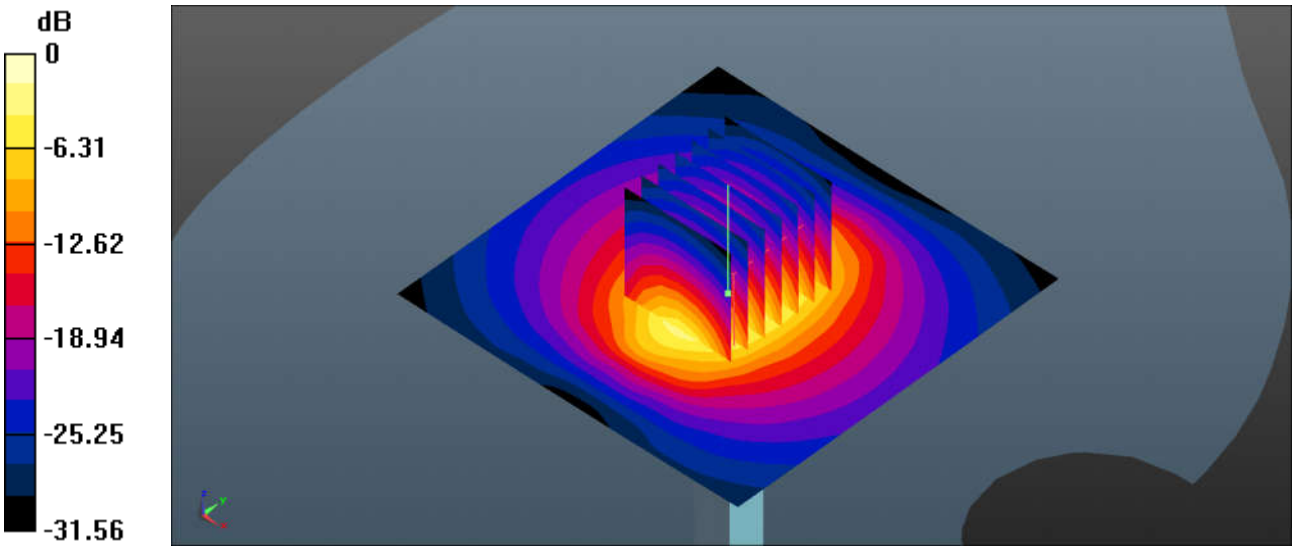

0 dB = 19.4 W/kg = 12.88 dBW/kg

Test Laboratory: Sporton International Inc. SAR/HAC Testing Lab Date: 2019.4.4

System Check_Body_2600MHz

DUT: D2600V2 - SN:1061

Communication System: UID 0, CW (0); Frequency: 2600 MHz;Duty Cycle: 1:1
Medium: MSL_2600 Medium parameters used: f = 2600 MHz; σ = 2.238 S/m; ε_r = 52.43; ρ = 1000 kg/m^3
Ambient Temperature：23.3 ℃; Liquid Temperature：22.9 ℃

DASY5 Configuration:
- Probe: EX3DV4 - SN3857; ConvF(7.38, 7.38, 7.38); Calibrated: 2018.5.31
- Sensor-Surface: 1.4mm (Mechanical Surface Detection)
- Electronics: DAE4 Sn1279; Calibrated: 2018.10.22
- Phantom: SAM2; Type: QD000P40CD; Serial: TP:1754
- Measurement SW: DASY52, Version 52.10 (1); SEMCAD X Version 14.6.11 (7439)

Pin=250mW/Area Scan (81x81x1): Interpolated grid: dx=1.200 mm, dy=1.200 mm
Maximum value of SAR (interpolated) = 23.5 W/kg

Pin=250mW/Zoom Scan (7x7x7)/Cube 0: Measurement grid: dx=5mm, dy=5mm, dz=5mm
Reference Value = 85.07 V/m; Power Drift = -0.08 dB
Peak SAR (extrapolated) = 30.6 W/kg
SAR(1 g) = 13.4 W/kg; SAR(10 g) = 6.13 W/kg
Maximum value of SAR (measured) = 23.3 W/kg

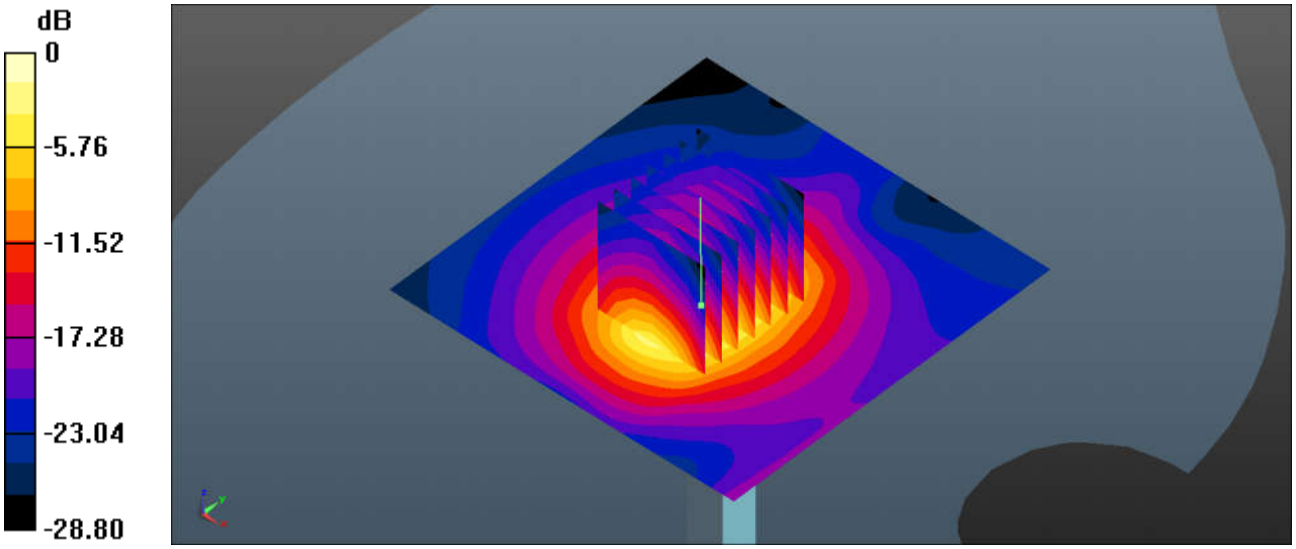

0 dB = 23.5 W/kg = 13.71 dBW/kg

Test Laboratory: Sporton International Inc. SAR/HAC Testing Lab Date: 2019.4.6

System Check_Body_5250MHz

DUT: D5GHzV2-SN:1006

Communication System: UID 0, CW (0); Frequency: 5250 MHz;Duty Cycle: 1:1
Medium: MSL_5000 Medium parameters used: f = 5250 MHz; σ = 5.489 S/m; ε_r = 47.919; ρ = 1000 kg/m^3
Ambient Temperature：23.3 ℃; Liquid Temperature：22.6 ℃

DASY5 Configuration:
- Probe: EX3DV4 - SN3857; ConvF(4.4, 4.4, 4.4); Calibrated: 2018.5.31
- Sensor-Surface: 1.4mm (Mechanical Surface Detection)
- Electronics: DAE4 Sn1279; Calibrated: 2018.10.22
- Phantom: SAM2; Type: QD000P40CD; Serial: TP:1754
- Measurement SW: DASY52, Version 52.10 (1); SEMCAD X Version 14.6.11 (7439)

Pin=100mW/Area Scan (71x71x1): Interpolated grid: dx=1.000 mm, dy=1.000 mm
Maximum value of SAR (interpolated) = 17.0 W/kg

Pin=100mW/Zoom Scan (8x8x7)/Cube 0: Measurement grid: dx=4mm, dy=4mm, dz=1.4mm
Reference Value = 38.33 V/m; Power Drift = 0.01 dB
Peak SAR (extrapolated) = 28.6 W/kg
SAR(1 g) = 7.51 W/kg; SAR(10 g) = 2.08 W/kg
Maximum value of SAR (measured) = 16.7 W/kg

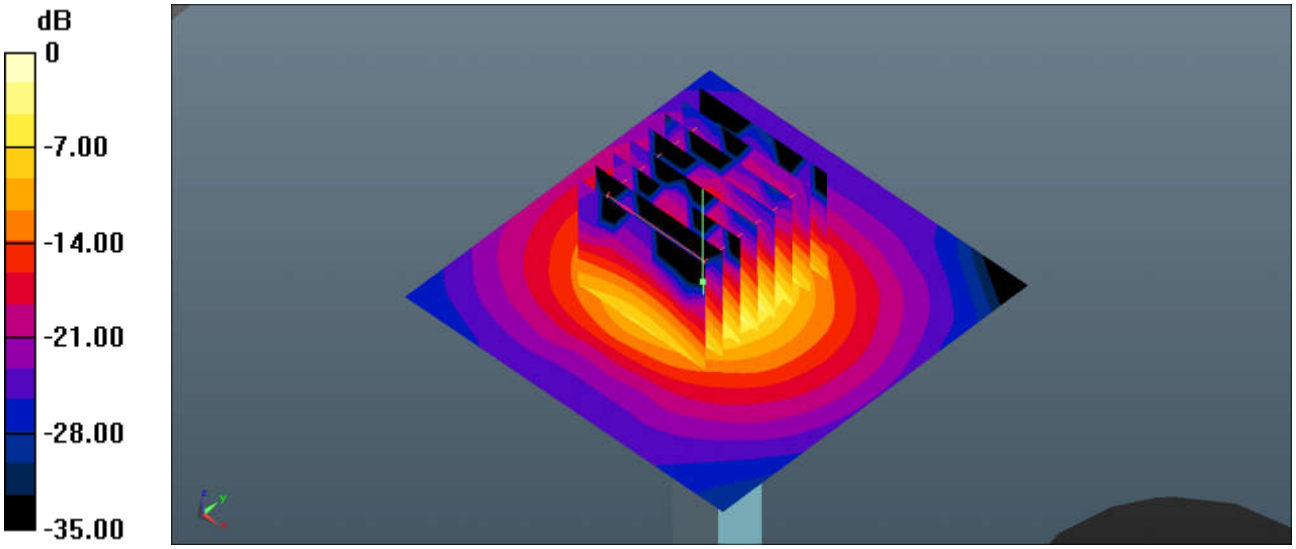

0 dB = 17.0 W/kg = 12.30 dBW/kg

Test Laboratory: Sporton International Inc. SAR/HAC Testing Lab Date: 2019.4.6

System Check_Body_5600MHz

DUT: D5GHzV2-SN:1006

Communication System: UID 0, CW (0); Frequency: 5600 MHz;Duty Cycle: 1:1
Medium: MSL_5000 Medium parameters used: f = 5600 MHz; σ = 5.95 S/m; ε_r = 47.322; ρ = 1000 kg/m^3
Ambient Temperature：23.3 ℃; Liquid Temperature：22.6 ℃

DASY5 Configuration:
- Probe: EX3DV4 - SN3857; ConvF(3.98, 3.98, 3.98); Calibrated: 2018.5.31
- Sensor-Surface: 1.4mm (Mechanical Surface Detection)
- Electronics: DAE4 Sn1279; Calibrated: 2018.10.22
- Phantom: SAM2; Type: QD000P40CD; Serial: TP:1754
- Measurement SW: DASY52, Version 52.10 (1); SEMCAD X Version 14.6.11 (7439)

Pin=100mW/Area Scan (71x71x1): Interpolated grid: dx=1.000 mm, dy=1.000 mm
Maximum value of SAR (interpolated) = 19.8 W/kg

Pin=100mW/Zoom Scan (8x8x7)/Cube 0: Measurement grid: dx=4mm, dy=4mm, dz=1.4mm
Reference Value = 32.52 V/m; Power Drift = 0.09 dB
Peak SAR (extrapolated) = 37.2 W/kg
SAR(1 g) = 7.97 W/kg; SAR(10 g) = 2.18 W/kg
Maximum value of SAR (measured) = 19.8 W/kg

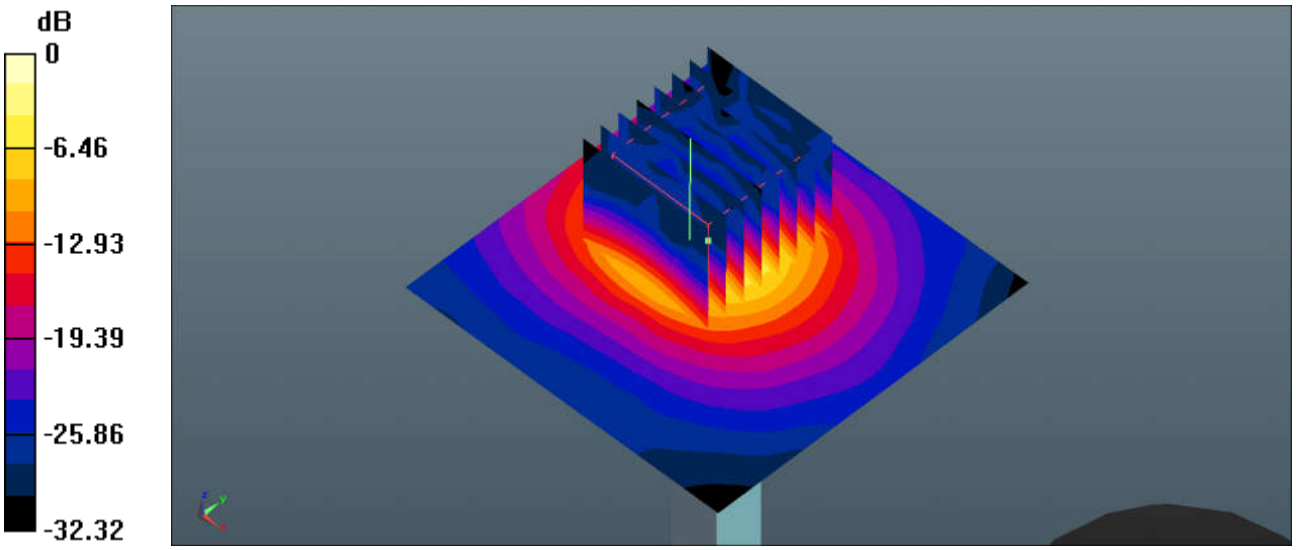

0 dB = 19.8 W/kg = 12.97 dBW/kg

Test Laboratory: Sporton International Inc. SAR/HAC Testing Lab Date: 2019.4.6

System Check_Body_5750MHz

DUT: D5GHzV2-SN:1006

Communication System: UID 0, CW (0); Frequency: 5750 MHz;Duty Cycle: 1:1
Medium: MSL_5000 Medium parameters used: f = 5750 MHz; σ = 6.159 S/m; ε_r = 47.076; ρ = 1000 kg/m^3
Ambient Temperature：23.3 ℃; Liquid Temperature：22.6 ℃

DASY5 Configuration:
- Probe: EX3DV4 - SN3857; ConvF(4.31, 4.31, 4.31); Calibrated: 2018.5.31
- Sensor-Surface: 1.4mm (Mechanical Surface Detection)
- Electronics: DAE4 Sn1279; Calibrated: 2018.10.22
- Phantom: SAM2; Type: QD000P40CD; Serial: TP:1754
- Measurement SW: DASY52, Version 52.10 (1); SEMCAD X Version 14.6.11 (7439)

Pin=100mW/Area Scan (71x71x1): Interpolated grid: dx=1.000 mm, dy=1.000 mm
Maximum value of SAR (interpolated) = 17.9 W/kg

Pin=100mW/Zoom Scan (8x8x7)/Cube 0: Measurement grid: dx=4mm, dy=4mm, dz=1.4mm
Reference Value = 30.84 V/m; Power Drift = 0.06 dB
Peak SAR (extrapolated) = 34.9 W/kg
SAR(1 g) = 7.41 W/kg; SAR(10 g) = 2.08 W/kg
Maximum value of SAR (measured) = 17.8 W/kg

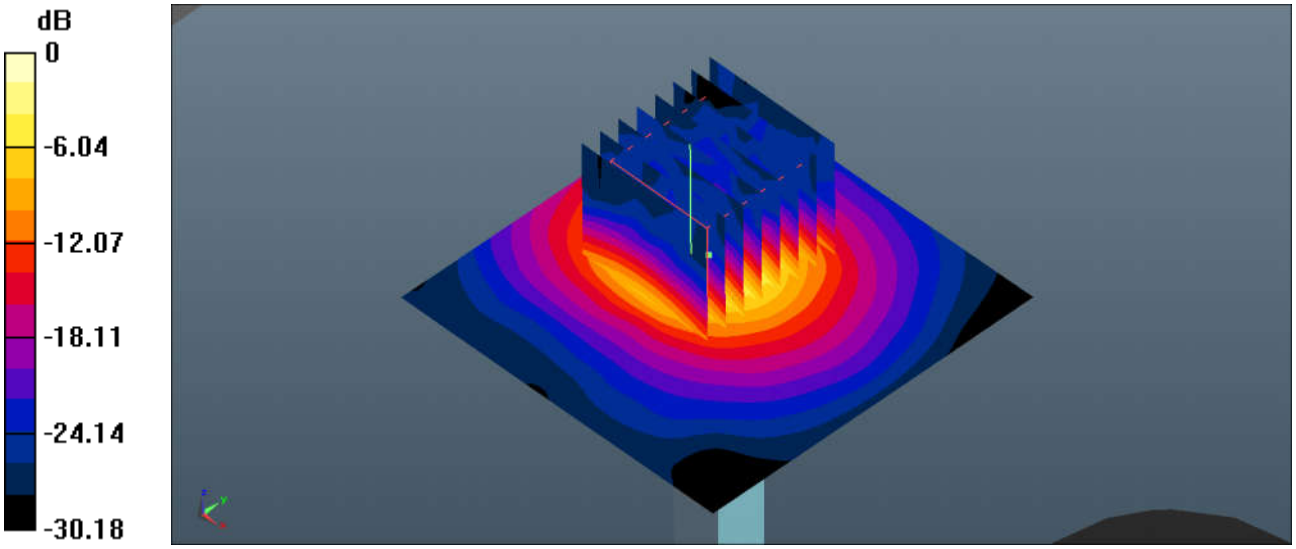

0 dB = 17.9 W/kg = 12.53 dBW/kg

Appendix B. Plots of High SAR Measurement

The plots are shown as follows.

01_GSM 850 _GPRS(2 Tx slot)_Right Cheek_0mm_Ch128

Communication System: UID 0, GSM850 (0); Frequency: 824.2 MHz;Duty Cycle: 1:4.15
Medium: HSL_850 Medium parameters used: f = 824.2 MHz; σ = 0.895 S/m; ε_r = 42.311; ρ = 1000 kg/m^3
Ambient Temperature：23.3 ℃; Liquid Temperature：22.9 ℃

DASY5 Configuration:
- Probe: EX3DV4 - SN3843; ConvF(9.01, 9.01, 9.01); Calibrated: 2018.9.27
- Sensor-Surface: 1.4mm (Mechanical Surface Detection)
- Electronics: DAE4 Sn1338; Calibrated: 2018.12.3
- Phantom: SAM1; Type: QD000P40CD; Serial: TP:1842
- Measurement SW: DASY52, Version 52.10 (1); SEMCAD X Version 14.6.11 (7439)

Ch128/Area Scan (71x71x1): Interpolated grid: dx=1.500 mm, dy=1.500 mm
Maximum value of SAR (interpolated) = 0.292 W/kg

Ch128/Zoom Scan (5x5x7)/Cube 0: Measurement grid: dx=8mm, dy=8mm, dz=5mm
Reference Value = 5.789 V/m; Power Drift = -0.06 dB
Peak SAR (extrapolated) = 0.340 W/kg
SAR(1 g) = 0.240 W/kg; SAR(10 g) = 0.183 W/kg
Maximum value of SAR (measured) = 0.294 W/kg



0 dB = 0.292 W/kg = -5.35 dBW/kg

Test Laboratory: Sporton International Inc. SAR/HAC Testing Lab Date: 2019.4.9

02_GSM1900_GPRS 2 Tx slots_Left Cheek_0mm_Ch661

Communication System: UID 0, PCS (0); Frequency: 1880 MHz;Duty Cycle: 1:4.15
Medium: HSL_1900 Medium parameters used: f = 1880 MHz; σ = 1.38 S/m; ε_r = 39.466; ρ = 1000 kg/m^3
Ambient Temperature：23.2 ℃; Liquid Temperature：22.6 ℃

DASY5 Configuration:
- Probe: EX3DV4 - SN3843; ConvF(7.4, 7.4, 7.4); Calibrated: 2018.9.27
- Sensor-Surface: 1.4mm (Mechanical Surface Detection)
- Electronics: DAE4 Sn1338; Calibrated: 2018.12.3
- Phantom: SAM1; Type: QD000P40CD; Serial: TP:1842
- Measurement SW: DASY52, Version 52.10 (1); SEMCAD X Version 14.6.11 (7439)

Ch661/Area Scan (81x101x1): Interpolated grid: dx=1.200 mm, dy=1.200 mm
Maximum value of SAR (interpolated) = 0.0981 W/kg

Ch661/Zoom Scan (7x7x7)/Cube 0: Measurement grid: dx=5mm, dy=5mm, dz=5mm
Reference Value = 3.856 V/m; Power Drift = 0.06 dB
Peak SAR (extrapolated) = 0.113 W/kg
SAR(1 g) = 0.076 W/kg; SAR(10 g) = 0.051 W/kg
Maximum value of SAR (measured) = 0.101 W/kg



0 dB = 0.0981 W/kg = -10.08 dBW/kg

Test Laboratory: Sporton International Inc. SAR/HAC Testing Lab Date: 2019.4.10

03_WCDMA V _RMC 12.2Kbps_Right Cheek_0mm_Ch4233

Communication System: UID 0, WCDMA (0); Frequency: 846.6 MHz;Duty Cycle: 1:1
Medium: HSL_850 Medium parameters used: f = 846.6 MHz; σ = 0.917 S/m; ε_r = 42.046; ρ = 1000 kg/m^3
Ambient Temperature：23.3 ℃; Liquid Temperature：22.9 ℃

DASY5 Configuration:
- Probe: EX3DV4 - SN3843; ConvF(9.01, 9.01, 9.01); Calibrated: 2018.9.27
- Sensor-Surface: 1.4mm (Mechanical Surface Detection)
- Electronics: DAE4 Sn1338; Calibrated: 2018.12.3
- Phantom: SAM1; Type: QD000P40CD; Serial: TP:1842
- Measurement SW: DASY52, Version 52.10 (1); SEMCAD X Version 14.6.11 (7439)

Ch4233/Area Scan (71x71x1): Interpolated grid: dx=1.500 mm, dy=1.500 mm
Maximum value of SAR (interpolated) = 0.175 W/kg

Ch4233/Zoom Scan (5x5x7)/Cube 0: Measurement grid: dx=8mm, dy=8mm, dz=5mm
Reference Value = 4.762 V/m; Power Drift = 0.01 dB
Peak SAR (extrapolated) = 0.197 W/kg
SAR(1 g) = 0.142 W/kg; SAR(10 g) = 0.108 W/kg
Maximum value of SAR (measured) = 0.173 W/kg



0 dB = 0.175 W/kg = -7.57 dBW/kg

04_WCDMA IV_RMC 12.2Kbps_Left Cheek_0mm_Ch1413

Communication System: UID 0, WCDMA (0); Frequency: 1732.6 MHz;Duty Cycle: 1:1
Medium: HSL_1750 Medium parameters used: f = 1732.6 MHz; σ = 1.331 S/m; ε_r = 40.304; ρ = 1000 kg/m^3
Ambient Temperature：23.3 ℃； Liquid Temperature：22.6 ℃

DASY5 Configuration:
- Probe: EX3DV4 - SN3843; ConvF(7.79, 7.79, 7.79); Calibrated: 2018.9.27
- Sensor-Surface: 1.4mm (Mechanical Surface Detection)
- Electronics: DAE4 Sn1338; Calibrated: 2018.12.3
- Phantom: SAM1; Type: QD000P40CD; Serial: TP:1842
- Measurement SW: DASY52, Version 52.10 (1); SEMCAD X Version 14.6.11 (7439)

Ch1413/Area Scan (81x101x1): Interpolated grid: dx=1.200 mm, dy=1.200 mm
Maximum value of SAR (interpolated) = 0.134 W/kg

Ch1413/Zoom Scan (7x7x7)/Cube 0: Measurement grid: dx=5mm, dy=5mm, dz=5mm
Reference Value = 4.011 V/m; Power Drift = 0.08 dB
Peak SAR (extrapolated) = 0.142 W/kg
SAR(1 g) = 0.101 W/kg; SAR(10 g) = 0.069 W/kg
Maximum value of SAR (measured) = 0.127 W/kg



0 dB = 0.134 W/kg = -8.73 dBW/kg

05_WCDMA II_RMC 12.2Kbps_Left Cheek_0mm_Ch9262

Communication System: UID 0, WCDMA (0); Frequency: 1852.4 MHz;Duty Cycle: 1:1
Medium: HSL_1800 Medium parameters used: f = 1852.4 MHz; σ = 1.443 S/m; ε_r = 39.83; ρ = 1000 kg/m^3
Ambient Temperature：23.2 ℃; Liquid Temperature：22.6 ℃

DASY5 Configuration:
- Probe: EX3DV4 - SN3843; ConvF(7.4, 7.4, 7.4); Calibrated: 2018.9.27
- Sensor-Surface: 1.4mm (Mechanical Surface Detection)
- Electronics: DAE4 Sn1338; Calibrated: 2018.12.3
- Phantom: SAM1; Type: QD000P40CD; Serial: TP:1842
- Measurement SW: DASY52, Version 52.10 (1); SEMCAD X Version 14.6.11 (7439)

Ch9262/Area Scan (81x101x1): Interpolated grid: dx=1.200 mm, dy=1.200 mm
Maximum value of SAR (interpolated) = 0.141 W/kg

Ch9262/Zoom Scan (7x7x7)/Cube 0: Measurement grid: dx=5mm, dy=5mm, dz=5mm
Reference Value = 4.842 V/m; Power Drift = 0.02 dB
Peak SAR (extrapolated) = 0.151 W/kg
SAR(1 g) = 0.105 W/kg; SAR(10 g) = 0.071 W/kg
Maximum value of SAR (measured) = 0.134 W/kg



0 dB = 0.141 W/kg = -8.51 dBW/kg

Test Laboratory: Sporton International Inc. SAR/HAC Testing Lab Date: 2019.4.10

06_CDMA2000 BC10_RC3 SO55_Right Cheek_0mm_Ch684

Communication System: UID 0, CDMA (0); Frequency: 823.1 MHz;Duty Cycle: 1:1
Medium: HSL_850 Medium parameters used: f = 823.1 MHz; σ = 0.894 S/m; ε_r = 42.315; ρ = 1000 kg/m^3
Ambient Temperature：23.3 ℃; Liquid Temperature：22.9 ℃

DASY5 Configuration:
- Probe: EX3DV4 - SN3843; ConvF(9.01, 9.01, 9.01); Calibrated: 2018.9.27
- Sensor-Surface: 1.4mm (Mechanical Surface Detection)
- Electronics: DAE4 Sn1338; Calibrated: 2018.12.3
- Phantom: SAM1; Type: QD000P40CD; Serial: TP:1842
- Measurement SW: DASY52, Version 52.10 (1); SEMCAD X Version 14.6.11 (7439)

Ch684/Area Scan (71x71x1): Interpolated grid: dx=1.500 mm, dy=1.500 mm
Maximum value of SAR (interpolated) = 0.224 W/kg

Ch684/Zoom Scan (7x7x7)/Cube 0: Measurement grid: dx=5mm, dy=5mm, dz=5mm
Reference Value = 5.046 V/m; Power Drift = 0.08 dB
Peak SAR (extrapolated) = 0.244 W/kg
SAR(1 g) = 0.182 W/kg; SAR(10 g) = 0.138 W/kg
Maximum value of SAR (measured) = 0.219 W/kg



0 dB = 0.224 W/kg = -6.50 dBW/kg

07_CDMA2000 BC0_RC3 SO55_Right Cheek_0mm_Ch1013

Communication System: UID 0, CDMA (0); Frequency: 824.7 MHz;Duty Cycle: 1:1
Medium: HSL_850 Medium parameters used: f = 824.7 MHz; σ = 0.896 S/m; ε_r = 42.3; ρ = 1000 kg/m^3
Ambient Temperature：23.3 ℃; Liquid Temperature：22.9 ℃

DASY5 Configuration:
- Probe: EX3DV4 - SN3843; ConvF(9.01, 9.01, 9.01); Calibrated: 2018.9.27
- Sensor-Surface: 1.4mm (Mechanical Surface Detection)
- Electronics: DAE4 Sn1338; Calibrated: 2018.12.3
- Phantom: SAM1; Type: QD000P40CD; Serial: TP:1842
- Measurement SW: DASY52, Version 52.10 (1); SEMCAD X Version 14.6.11 (7439)

Ch1013/Area Scan (71x71x1): Interpolated grid: dx=1.500 mm, dy=1.500 mm
Maximum value of SAR (interpolated) = 0.223 W/kg

Ch1013/Zoom Scan (7x7x7)/Cube 0: Measurement grid: dx=5mm, dy=5mm, dz=5mm
Reference Value = 5.096 V/m; Power Drift = 0.02 dB
Peak SAR (extrapolated) = 0.242 W/kg
SAR(1 g) = 0.180 W/kg; SAR(10 g) = 0.136 W/kg
Maximum value of SAR (measured) = 0.217 W/kg



0 dB = 0.223 W/kg = -6.52 dBW/kg

Test Laboratory: Sporton International Inc. SAR/HAC Testing Lab Date: 2019.4.9

08_CDMA2000 BC1_RC3 SO55_Left Cheek_0mm_Ch25

Communication System: UID 0, CDMA (0); Frequency: 1851.25 MHz;Duty Cycle: 1:1
Medium: HSL_1900 Medium parameters used: f = 1851.25 MHz; σ = 1.442 S/m; ε_r = 39.832; ρ = 1000 kg/m^3
Ambient Temperature：23.3 ℃； Liquid Temperature：22.6 ℃

DASY5 Configuration:
- Probe: EX3DV4 - SN3843; ConvF(7.4, 7.4, 7.4); Calibrated: 2018.9.27
- Sensor-Surface: 1.4mm (Mechanical Surface Detection)
- Electronics: DAE4 Sn1338; Calibrated: 2018.12.3
- Phantom: SAM1; Type: QD000P40CD; Serial: TP:1842
- Measurement SW: DASY52, Version 52.10 (1); SEMCAD X Version 14.6.11 (7439)

Ch25/Area Scan (71x71x1): Interpolated grid: dx=1.500 mm, dy=1.500 mm
Maximum value of SAR (interpolated) = 0.145 W/kg

Ch25/Zoom Scan (7x7x7)/Cube 0: Measurement grid: dx=5mm, dy=5mm, dz=5mm
Reference Value = 4.899 V/m; Power Drift = 0.01 dB
Peak SAR (extrapolated) = 0.151 W/kg
SAR(1 g) = 0.105 W/kg; SAR(10 g) = 0.070 W/kg
Maximum value of SAR (measured) = 0.135 W/kg



0 dB = 0.145 W/kg = -8.39 dBW/kg

09_LTE Band 71 _20M_QPSK_1RB_0offset_Right Cheek_0mm_OFF_Ch133322

Communication System: UID 0, LTE-FDD (0); Frequency: 683 MHz;Duty Cycle: 1:1
Medium: HSL_750 Medium parameters used: f = 683 MHz; σ = 0.842 S/m; ε_r = 43.025; ρ = 1000 kg/m^3
Ambient Temperature：23.1 ℃； Liquid Temperature：22.8 ℃

DASY5 Configuration:
- Probe: EX3DV4 - SN3843; ConvF(9.27, 9.27, 9.27); Calibrated: 2018.9.27
- Sensor-Surface: 1.4mm (Mechanical Surface Detection)
- Electronics: DAE4 Sn1338; Calibrated: 2018.12.3
- Phantom: SAM1; Type: QD000P40CD; Serial: TP:1842
- Measurement SW: DASY52, Version 52.10 (1); SEMCAD X Version 14.6.11 (7439)

Ch133322/Area Scan (71x71x1): Interpolated grid: dx=1.500 mm, dy=1.500 mm
Maximum value of SAR (interpolated) = 0.134 W/kg

Ch133322/Zoom Scan (5x6x7)/Cube 0: Measurement grid: dx=8mm, dy=8mm, dz=5mm
Reference Value = 4.227 V/m; Power Drift = -0.06 dB
Peak SAR (extrapolated) = 0.150 W/kg
SAR(1 g) = 0.124 W/kg; SAR(10 g) = 0.100 W/kg
Maximum value of SAR (measured) = 0.133 W/kg



0 dB = 0.134 W/kg = -8.73 dBW/kg

10_LTE Band 12 _10M_QPSK_1RB_0offset_Right Cheek_0mm_OFF_Ch23095

Communication System: UID 0, LTE-FDD (0); Frequency: 707.5 MHz;Duty Cycle: 1:1
Medium: HSL_750 Medium parameters used (interpolated): f = 707.5 MHz; σ = 0.865 S/m; ε_r = 42.671; ρ = 1000 kg/m^3
Ambient Temperature：23.1 ℃； Liquid Temperature：22.8 ℃

DASY5 Configuration:
- Probe: EX3DV4 - SN3843; ConvF(9.27, 9.27, 9.27); Calibrated: 2018.9.27
- Sensor-Surface: 1.4mm (Mechanical Surface Detection)
- Electronics: DAE4 Sn1338; Calibrated: 2018.12.3
- Phantom: SAM1; Type: QD000P40CD; Serial: TP:1842
- Measurement SW: DASY52, Version 52.10 (1); SEMCAD X Version 14.6.11 (7439)

Ch23095/Area Scan (71x71x1): Interpolated grid: dx=1.500 mm, dy=1.500 mm
Maximum value of SAR (interpolated) = 0.213 W/kg

Configuration/Ch23095/Zoom Scan (6x6x7)/Cube 0: Measurement grid: dx=8mm, dy=8mm, dz=5mm
Reference Value = 6.353 V/m; Power Drift = 0.02 dB
Peak SAR (extrapolated) = 0.227 W/kg
SAR(1 g) = 0.179 W/kg; SAR(10 g) = 0.143 W/kg
Maximum value of SAR (measured) = 0.210 W/kg

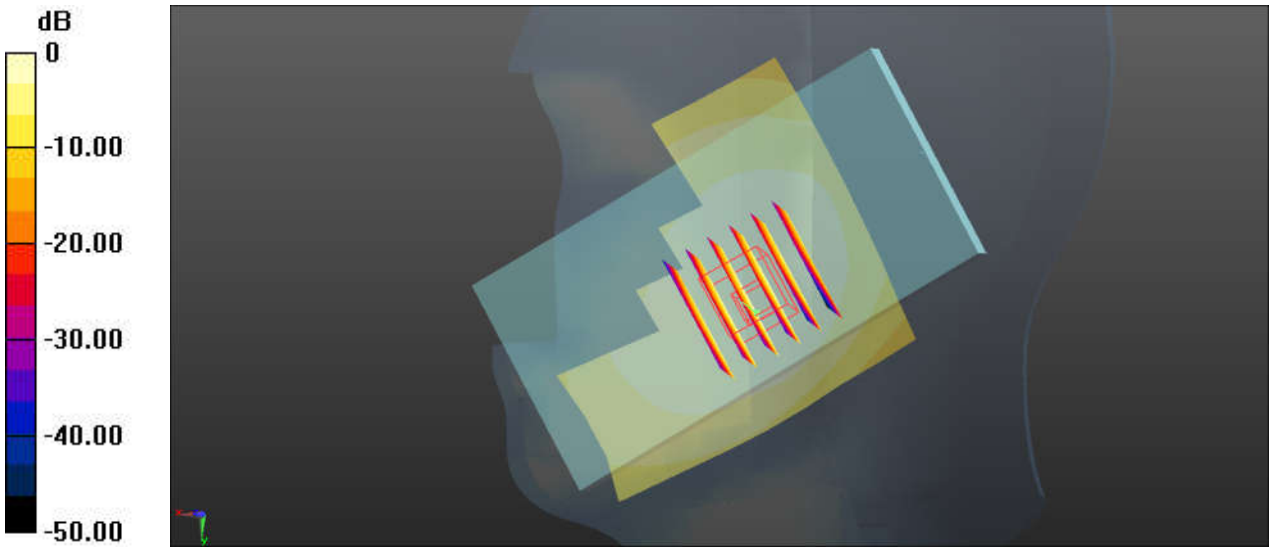

0 dB = 0.213 W/kg = -6.72 dBW/kg

Test Laboratory: Sporton International Inc. SAR/HAC Testing Lab Date: 2019.4.10

11_LTE Band 13 _10M_QPSK_1RB_0offset_Right Cheek_0mm_OFF_Ch23230

Communication System: UID 0, LTE-FDD (0); Frequency: 782 MHz;Duty Cycle: 1:1
Medium: HSL_750 Medium parameters used: f = 782 MHz; σ = 0.937 S/m; ε_r = 41.661; ρ = 1000 kg/m^3
Ambient Temperature：23.1 ℃; Liquid Temperature：22.8 ℃

DASY5 Configuration:
- Probe: EX3DV4 - SN3843; ConvF(9.27, 9.27, 9.27); Calibrated: 2018.9.27
- Sensor-Surface: 1.4mm (Mechanical Surface Detection)
- Electronics: DAE4 Sn1338; Calibrated: 2018.12.3
- Phantom: SAM1; Type: QD000P40CD; Serial: TP:1842
- Measurement SW: DASY52, Version 52.10 (1); SEMCAD X Version 14.6.11 (7439)

Ch23230/Area Scan (71x71x1): Interpolated grid: dx=1.500 mm, dy=1.500 mm
Maximum value of SAR (interpolated) = 0.185 W/kg

Ch23230/Zoom Scan (5x5x7)/Cube 0: Measurement grid: dx=8mm, dy=8mm, dz=5mm
Reference Value = 4.258 V/m; Power Drift = 0.05 dB
Peak SAR (extrapolated) = 0.195 W/kg
SAR(1 g) = 0.152 W/kg; SAR(10 g) = 0.119 W/kg
Maximum value of SAR (measured) = 0.179 W/kg



0 dB = 0.185 W/kg = -7.33 dBW/kg

12_LTE Band 26_15M_QPSK_1RB_0offset_Right Cheek_0mm_Ch26865

Communication System: UID 0, LTE-FDD (0); Frequency: 831.5 MHz;Duty Cycle: 1:1
Medium: HSL_850 Medium parameters used: f = 831.5 MHz; σ = 0.902 S/m; ε_r = 42.221; ρ = 1000 kg/m^3
Ambient Temperature：23.3 ℃; Liquid Temperature：22.9 ℃

DASY5 Configuration:
- Probe: EX3DV4 - SN3843; ConvF(9.01, 9.01, 9.01); Calibrated: 2018.9.27
- Sensor-Surface: 1.4mm (Mechanical Surface Detection)
- Electronics: DAE4 Sn1338; Calibrated: 2018.12.3
- Phantom: SAM1; Type: QD000P40CD; Serial: TP:1842
- Measurement SW: DASY52, Version 52.10 (1); SEMCAD X Version 14.6.11 (7439)

Ch26865/Area Scan (71x91x1): Interpolated grid: dx=1.500 mm, dy=1.500 mm
Maximum value of SAR (interpolated) = 0.238 W/kg

Ch26865/Zoom Scan (5x5x7)/Cube 0: Measurement grid: dx=8mm, dy=8mm, dz=5mm
Reference Value = 5.128 V/m; Power Drift = -0.08 dB
Peak SAR (extrapolated) = 0.260 W/kg
SAR(1 g) = 0.191 W/kg; SAR(10 g) = 0.145 W/kg
Maximum value of SAR (measured) = 0.233 W/kg

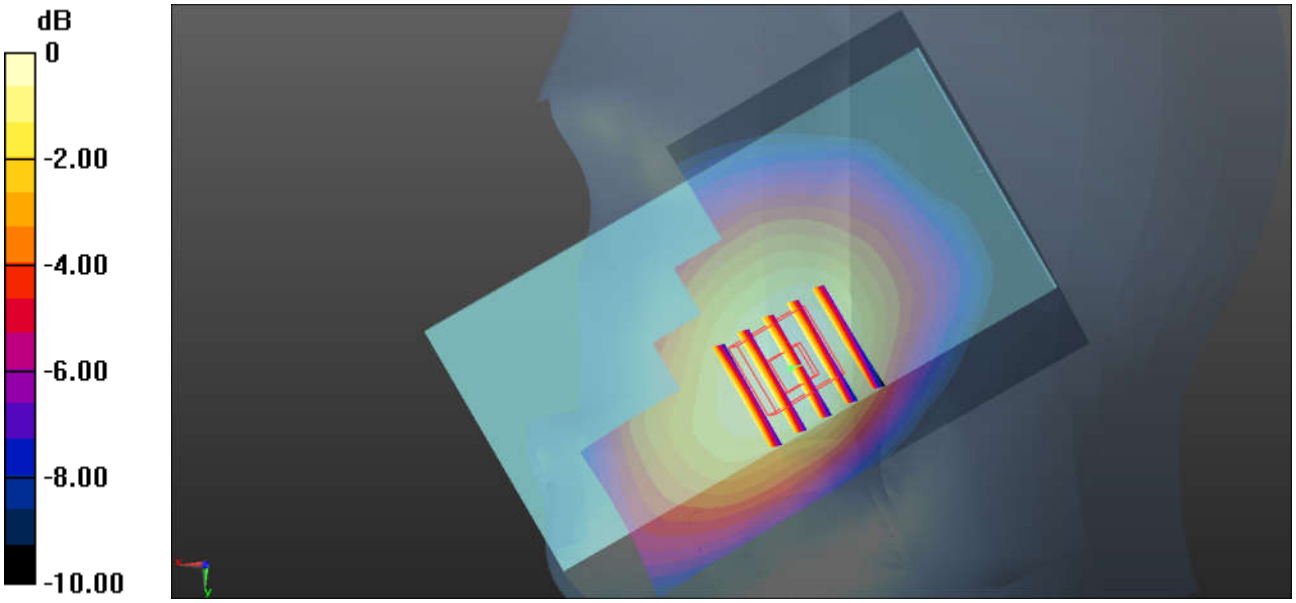

0 dB = 0.238 W/kg = -6.23 dBW/kg

Test Laboratory: Sporton International Inc. SAR/HAC Testing Lab Date: 2019.4.9

13_LTE Band 66_20M_QPSK_1RB_0offset_Left Cheek_0mm_Ch132322

Communication System: UID 0, LTE-FDD (0); Frequency: 1745 MHz;Duty Cycle: 1:1
Medium: HSL_1750 Medium parameters used: f = 1745 MHz; σ = 1.342 S/m; ε_r = 40.268; ρ = 1000 kg/m^3
Ambient Temperature：23.3 ℃； Liquid Temperature：22.6 ℃

DASY5 Configuration:
- Probe: EX3DV4 - SN3843; ConvF(7.79, 7.79, 7.79); Calibrated: 2018.9.27
- Sensor-Surface: 1.4mm (Mechanical Surface Detection)
- Electronics: DAE4 Sn1338; Calibrated: 2018.12.3
- Phantom: SAM1; Type: QD000P40CD; Serial: TP:1842
- Measurement SW: DASY52, Version 52.10 (1); SEMCAD X Version 14.6.11 (7439)

Ch132322/Area Scan (71x91x1): Interpolated grid: dx=1.500 mm, dy=1.500 mm
Maximum value of SAR (interpolated) = 0.197 W/kg

Ch132322/Zoom Scan (5x5x7)/Cube 0: Measurement grid: dx=8mm, dy=8mm, dz=5mm
Reference Value = 4.046 V/m; Power Drift = 0.04 dB
Peak SAR (extrapolated) = 0.213 W/kg
SAR(1 g) = 0.143 W/kg; SAR(10 g) = 0.095 W/kg
Maximum value of SAR (measured) = 0.188 W/kg



0 dB = 0.197 W/kg = -7.06 dBW/kg

Test Laboratory: Sporton International Inc. SAR/HAC Testing Lab Date: 2019.4.9

14_LTE Band 25_20M_QPSK_1RB_0offset_Left Cheek_0mm_Ch26140

Communication System: UID 0, LTE-FDD (0); Frequency: 1860 MHz;Duty Cycle: 1:1
Medium: HSL_1900 Medium parameters used: f = 1860 MHz; σ = 1.45 S/m; ε_r = 39.811; ρ = 1000 kg/m^3
Ambient Temperature：23.2 ℃； Liquid Temperature：22.6 ℃

DASY5 Configuration:
- Probe: EX3DV4 - SN3843; ConvF(7.4, 7.4, 7.4); Calibrated: 2018.9.27
- Sensor-Surface: 1.4mm (Mechanical Surface Detection)
- Electronics: DAE4 Sn1338; Calibrated: 2018.12.3
- Phantom: SAM1; Type: QD000P40CD; Serial: TP:1842
- Measurement SW: DASY52, Version 52.10 (1); SEMCAD X Version 14.6.11 (7439)

Ch26140/Area Scan (71x81x1): Interpolated grid: dx=1.500 mm, dy=1.500 mm
Maximum value of SAR (interpolated) = 0.175 W/kg

Ch26140/Zoom Scan (5x5x7)/Cube 0: Measurement grid: dx=8mm, dy=8mm, dz=5mm
Reference Value = 4.589 V/m; Power Drift = 0.14 dB
Peak SAR (extrapolated) = 0.191 W/kg
SAR(1 g) = 0.128 W/kg; SAR(10 g) = 0.083 W/kg
Maximum value of SAR (measured) = 0.170 W/kg



0 dB = 0.175 W/kg = -7.57 dBW/kg

Test Laboratory: Sporton International Inc. SAR/HAC Testing Lab Date: 2019.4.9

15_LTE Band 30_10M_QPSK_1RB_0offset_Left Cheek_0mm_Ch27710

Communication System: UID 0, LTE-FDD (0); Frequency: 2310 MHz;Duty Cycle: 1:1
Medium: HSL_2300 Medium parameters used: f = 2310 MHz; σ = 1.688 S/m; ε_r = 38.769; ρ = 1000 kg/m^3
Ambient Temperature：23.1 ℃; Liquid Temperature：22.7 ℃

DASY5 Configuration:
- Probe: EX3DV4 - SN3843; ConvF(7.31, 7.31, 7.31); Calibrated: 2018.9.27
- Sensor-Surface: 1.4mm (Mechanical Surface Detection)
- Electronics: DAE4 Sn1338; Calibrated: 2018.12.3
- Phantom: SAM1; Type: QD000P40CD; Serial: TP:1842
- Measurement SW: DASY52, Version 52.10 (1); SEMCAD X Version 14.6.11 (7439)

Ch27710/Area Scan (91x111x1): Interpolated grid: dx=1.200 mm, dy=1.200 mm
Maximum value of SAR (interpolated) = 0.301 W/kg

Ch27710/Zoom Scan (7x7x7)/Cube 0: Measurement grid: dx=5mm, dy=5mm, dz=5mm
Reference Value = 4.529 V/m; Power Drift = 0.07 dB
Peak SAR (extrapolated) = 0.347 W/kg
SAR(1 g) = 0.193 W/kg; SAR(10 g) = 0.112 W/kg
Maximum value of SAR (measured) = 0.288 W/kg



0 dB = 0.301 W/kg = -5.21 dBW/kg

Test Laboratory: Sporton International Inc. SAR/HAC Testing Lab Date: 2019.4.9

16_LTE Band 7_20M_QPSK_1RB_0offset_Left Cheek_0mm_Ch21350

Communication System: UID 0, LTE-FDD (0); Frequency: 2560 MHz;Duty Cycle: 1:1
Medium: HSL_2600 Medium parameters used: f = 2560 MHz; σ = 2.009 S/m; ε_r = 37.917; ρ = 1000 kg/m^3
Ambient Temperature：23.2 ℃; Liquid Temperature：22.8 ℃

DASY5 Configuration:
- Probe: EX3DV4 - SN3843; ConvF(6.86, 6.86, 6.86); Calibrated: 2018.9.27
- Sensor-Surface: 1.4mm (Mechanical Surface Detection)
- Electronics: DAE4 Sn1338; Calibrated: 2018.12.3
- Phantom: SAM1; Type: QD000P40CD; Serial: TP:1842
- Measurement SW: DASY52, Version 52.10 (1); SEMCAD X Version 14.6.11 (7439)

Ch21350/Area Scan (91x111x1): Interpolated grid: dx=1.200 mm, dy=1.200 mm
Maximum value of SAR (interpolated) = 0.263 W/kg

Ch21350/Zoom Scan (7x7x7)/Cube 0: Measurement grid: dx=5mm, dy=5mm, dz=5mm
Reference Value = 3.362 V/m; Power Drift = 0.06 dB
Peak SAR (extrapolated) = 0.304 W/kg
SAR(1 g) = 0.159 W/kg; SAR(10 g) = 0.088 W/kg
Maximum value of SAR (measured) = 0.249 W/kg



0 dB = 0.263 W/kg = -5.80 dBW/kg

Test Laboratory: Sporton International Inc. SAR/HAC Testing Lab Date: 2019.4.9

17_LTE Band 41_20M_QPSK_1RB_0offset_Left Cheek_0mm_Ch41490 -Class 2

Communication System: UID 0, LTE-TDD (0); Frequency: 2680 MHz;Duty Cycle: 1:1.59
Medium: HSL_2600 Medium parameters used: f = 2680 MHz; σ = 2.151 S/m; ε_r = 37.42; ρ = 1000 kg/m^3
Ambient Temperature：23.2 ℃； Liquid Temperature：22.8 ℃

DASY5 Configuration:
- Probe: EX3DV4 - SN3843; ConvF(6.86, 6.86, 6.86); Calibrated: 2018.9.27
- Sensor-Surface: 1.4mm (Mechanical Surface Detection)
- Electronics: DAE4 Sn1338; Calibrated: 2018.12.3
- Phantom: SAM1; Type: QD000P40CD; Serial: TP:1842
- Measurement SW: DASY52, Version 52.10 (1); SEMCAD X Version 14.6.11 (7439)

Ch41490/Area Scan (91x81x1): Interpolated grid: dx=1.200 mm, dy=1.200 mm
Maximum value of SAR (interpolated) = 0.159 W/kg

Ch41490/Zoom Scan (7x7x7)/Cube 0: Measurement grid: dx=5mm, dy=5mm, dz=5mm
Reference Value = 2.383 V/m; Power Drift = 0.11 dB
Peak SAR (extrapolated) = 0.190 W/kg
SAR(1 g) = 0.098 W/kg; SAR(10 g) = 0.054 W/kg
Maximum value of SAR (measured) = 0.152 W/kg



0 dB = 0.159 W/kg = -7.99 dBW/kg

18_WLAN 2.4GHz_802.11b 1Mbps_Left Cheek_0mm_Ch11

Communication System: UID 0, 802.11b (0); Frequency: 2462 MHz;Duty Cycle: 1:1
Medium: HSL_2450 Medium parameters used: f = 2462 MHz; σ = 1.896 S/m; ε_r = 38.324; ρ = 1000 kg/m^3
Ambient Temperature：23.3 ℃; Liquid Temperature：22.7 ℃

DASY5 Configuration:
- Probe: EX3DV4 - SN3857; ConvF(7.56, 7.56, 7.56); Calibrated: 2018.5.31
- Sensor-Surface: 1.4mm (Mechanical Surface Detection)
- Electronics: DAE4 Sn1279; Calibrated: 2018.10.22
- Phantom: SAM2; Type: QD000P40CD; Serial: TP:1754
- Measurement SW: DASY52, Version 52.10 (1); SEMCAD X Version 14.6.11 (7439)

Ch11/Area Scan (91x91x1): Interpolated grid: dx=1.200 mm, dy=1.200 mm
Maximum value of SAR (interpolated) = 0.953 W/kg

Ch11/Zoom Scan (7x7x7)/Cube 0: Measurement grid: dx=5mm, dy=5mm, dz=5mm
Reference Value = 9.528 V/m; Power Drift = 0.04 dB
Peak SAR (extrapolated) = 1.32 W/kg
SAR(1 g) = 0.578 W/kg; SAR(10 g) = 0.263 W/kg
Maximum value of SAR (measured) = 0.997 W/kg



0 dB = 0.953 W/kg = -0.21 dBW/kg

19_WLAN5GHz_802.11a 6Mbps_Left Cheek_0mm_Ch64

Communication System: UID 0, 802.11a (0); Frequency: 5320 MHz;Duty Cycle: 1:1.018
Medium: HSL_5000 Medium parameters used: f = 5320 MHz; σ = 4.749 S/m; ε_r = 35.192; ρ = 1000 kg/m^3
Ambient Temperature：23.3 ℃; Liquid Temperature：22.6 ℃

DASY5 Configuration:
- Probe: EX3DV4 - SN3857; ConvF(5.2, 5.2, 5.2); Calibrated: 2018.5.31
- Sensor-Surface: 1.4mm (Mechanical Surface Detection)
- Electronics: DAE4 Sn1279; Calibrated: 2018.10.22
- Phantom: SAM2; Type: QD000P40CD; Serial: TP:1754
- Measurement SW: DASY52, Version 52.10 (1); SEMCAD X Version 14.6.11 (7439)

Ch64/Area Scan (101x101x1): Interpolated grid: dx=1.000 mm, dy=1.000 mm
Maximum value of SAR (interpolated) = 1.70 W/kg

Ch64/Zoom Scan (7x7x7)/Cube 0: Measurement grid: dx=4mm, dy=4mm, dz=1.4mm
Reference Value = 8.437 V/m; Power Drift = 0.09 dB
Peak SAR (extrapolated) = 2.42 W/kg
SAR(1 g) = 0.679 W/kg; SAR(10 g) = 0.227 W/kg
Maximum value of SAR (measured) = 1.50 W/kg



0 dB = 1.70 W/kg = 2.30 dBW/kg

20_WLAN 5GHz _802.11n-HT40 MCS0_Left Cheek_0mm_Ch110

Communication System: UID 0, 802.11n (0); Frequency: 5550 MHz;Duty Cycle: 1:1.038
Medium: HSL_5000 Medium parameters used: f = 5550 MHz; σ = 5.19 S/m; ε_r = 36.862; ρ = 1000 kg/m^3
Ambient Temperature：23.3 ℃; Liquid Temperature：22.6 ℃

DASY5 Configuration:
- Probe: EX3DV4 - SN3857; ConvF(4.94, 4.94, 4.94); Calibrated: 2018.5.31
- Sensor-Surface: 1.4mm (Mechanical Surface Detection)
- Electronics: DAE4 Sn1279; Calibrated: 2018.10.22
- Phantom: SAM2; Type: QD000P40CD; Serial: TP:1754
- Measurement SW: DASY52, Version 52.10 (1); SEMCAD X Version 14.6.11 (7439)

Ch110/Area Scan (111x81x1): Interpolated grid: dx=1.000 mm, dy=1.000 mm
Maximum value of SAR (interpolated) = 2.57 W/kg

Ch110/Zoom Scan (7x7x7)/Cube 0: Measurement grid: dx=4mm, dy=4mm, dz=1.4mm
Reference Value = 0.8610 V/m; Power Drift = 0.01 dB
Peak SAR (extrapolated) = 3.79 W/kg
SAR(1 g) = 0.905 W/kg; SAR(10 g) = 0.246 W/kg
Maximum value of SAR (measured) = 2.32 W/kg



0 dB = 2.57 W/kg = 4.10 dBW/kg

21_WLAN 5GHz _802.11a 6Mbps_Left Cheek_0mm_Ch149

Communication System: UID 0, 802.11a (0); Frequency: 5745 MHz;Duty Cycle: 1:1.018
Medium: HSL_5000 Medium parameters used: f = 5745 MHz; σ = 5.408 S/m; ε_r = 36.562; ρ = 1000 kg/m^3
Ambient Temperature：23.3 ℃; Liquid Temperature：22.6 ℃

DASY5 Configuration:
- Probe: EX3DV4 - SN3857; ConvF(5.23, 5.23, 5.23); Calibrated: 2018.5.31
- Sensor-Surface: 1.4mm (Mechanical Surface Detection)
- Electronics: DAE4 Sn1279; Calibrated: 2018.10.22
- Phantom: SAM2; Type: QD000P40CD; Serial: TP:1754
- Measurement SW: DASY52, Version 52.10 (1); SEMCAD X Version 14.6.11 (7439)

Ch149/Area Scan (111x81x1): Interpolated grid: dx=1.000 mm, dy=1.000 mm
Maximum value of SAR (interpolated) = 1.72 W/kg

Ch149/Zoom Scan (7x7x7)/Cube 0: Measurement grid: dx=4mm, dy=4mm, dz=1.4mm
Reference Value = 18.82 V/m; Power Drift = 0.08 dB
Peak SAR (extrapolated) = 3.48 W/kg
SAR(1 g) = 0.731 W/kg; SAR(10 g) = 0.192 W/kg
Maximum value of SAR (measured) = 2.02 W/kg



0 dB = 1.72 W/kg = 2.36 dBW/kg

22_Bluetooth_1Mbps_Left Cheek_0mm_Ch78

Communication System: UID 0, Bluetooth (0); Frequency: 2480 MHz;Duty Cycle: 1:1.30
Medium: HSL_2450 Medium parameters used: f = 2480 MHz; σ = 1.918 S/m; ε_r = 38.245; ρ = 1000 kg/m^3
Ambient Temperature：23.3 ℃; Liquid Temperature：22.7 ℃

DASY5 Configuration:
- Probe: EX3DV4 - SN3857; ConvF(7.56, 7.56, 7.56); Calibrated: 2018.5.31
- Sensor-Surface: 1.4mm (Mechanical Surface Detection)
- Electronics: DAE4 Sn1279; Calibrated: 2018.10.22
- Phantom: SAM2; Type: QD000P40CD; Serial: TP:1754
- Measurement SW: DASY52, Version 52.10 (1); SEMCAD X Version 14.6.11 (7439)

Ch78/Area Scan (91x91x1): Interpolated grid: dx=1.200 mm, dy=1.200 mm
Maximum value of SAR (interpolated) = 0.0847 W/kg

Ch78/Zoom Scan (7x7x7)/Cube 0: Measurement grid: dx=5mm, dy=5mm, dz=5mm
Reference Value = 2.547 V/m; Power Drift = 0.01 dB
Peak SAR (extrapolated) = 0.117 W/kg
SAR(1 g) = 0.049 W/kg; SAR(10 g) = 0.020 W/kg
Maximum value of SAR (measured) = 0.0890 W/kg



0 dB = 0.0847 W/kg = -10.72 dBW/kg

23_GSM850_GPRS (2 Tx slots)_Back_5mm_Ch128

Communication System: UID 0, GSM850 (0); Frequency: 824.2 MHz;Duty Cycle: 1:4.15
Medium: MSL_850 Medium parameters used: f = 824.2 MHz; σ = 0.981 S/m; ε_r = 56.132; ρ = 1000 kg/m^3
Ambient Temperature：23.3 ℃; Liquid Temperature：22.9 ℃

DASY5 Configuration:
- Probe: EX3DV4 - SN3857; ConvF(9.49, 9.49, 9.49); Calibrated: 2018.5.31
- Sensor-Surface: 1.4mm (Mechanical Surface Detection)
- Electronics: DAE4 Sn1279; Calibrated: 2018.10.22
- Phantom: SAM2; Type: QD000P40CD; Serial: TP:1754
- Measurement SW: DASY52, Version 52.10 (1); SEMCAD X Version 14.6.11 (7439)

Ch850/Area Scan (71x81x1): Interpolated grid: dx=1.500 mm, dy=1.500 mm
Maximum value of SAR (interpolated) = 1.53 W/kg

Ch850/Zoom Scan (5x5x7)/Cube 0: Measurement grid: dx=8mm, dy=8mm, dz=5mm
Reference Value = 20.10 V/m; Power Drift = -0.04 dB
Peak SAR (extrapolated) = 2.28 W/kg
SAR(1 g) = 1.16 W/kg; SAR(10 g) = 0.595 W/kg
Maximum value of SAR (measured) = 1.56 W/kg

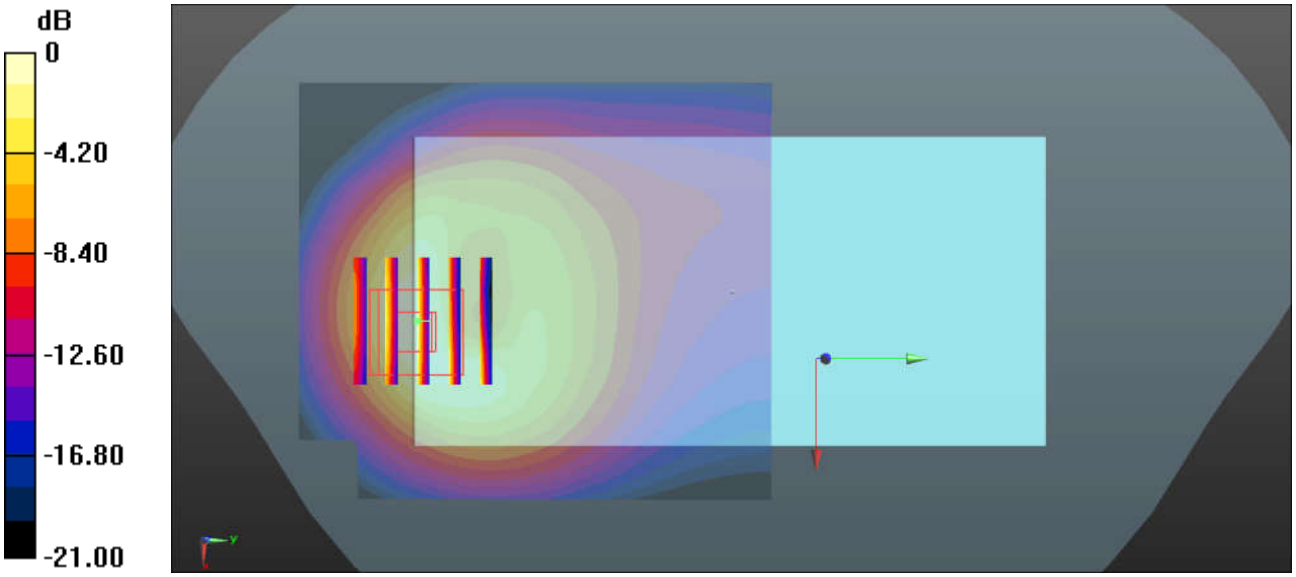

0 dB = 1.53 W/kg = 1.85 dBW/kg

24_GSM1900_GPRS 2 Tx slots_Back_5mm_Sensor On_Ch661

Communication System: UID 0, PCS-2UP (0); Frequency: 1880 MHz;Duty Cycle: 1:4.15
Medium: MSL_1900 Medium parameters used: f = 1880 MHz; σ = 1.51 S/m; ε_r = 53.094; ρ = 1000 kg/m^3
Ambient Temperature：23.3 ℃; Liquid Temperature：22.9 ℃

DASY5 Configuration:
- Probe: EX3DV4 - SN3857; ConvF(7.82, 7.82, 7.82); Calibrated: 2018.5.31
- Sensor-Surface: 1.4mm (Mechanical Surface Detection)
- Electronics: DAE4 Sn1279; Calibrated: 2018.10.22
- Phantom: SAM2; Type: QD000P40CD; Serial: TP:1754
- Measurement SW: DASY52, Version 52.10 (1); SEMCAD X Version 14.6.11 (7439)

Ch661/Area Scan (81x81x1): Interpolated grid: dx=1.500 mm, dy=1.500 mm
Maximum value of SAR (interpolated) = 1.48 W/kg

Ch661/Zoom Scan (5x5x5)/Cube 0: Measurement grid: dx=8mm, dy=8mm, dz=5mm
Reference Value = 1.372 V/m; Power Drift = -0.01 dB
Peak SAR (extrapolated) = 2.39 W/kg
SAR(1 g) = 1.13 W/kg; SAR(10 g) = 0.507 W/kg
Maximum value of SAR (measured) = 1.75 W/kg

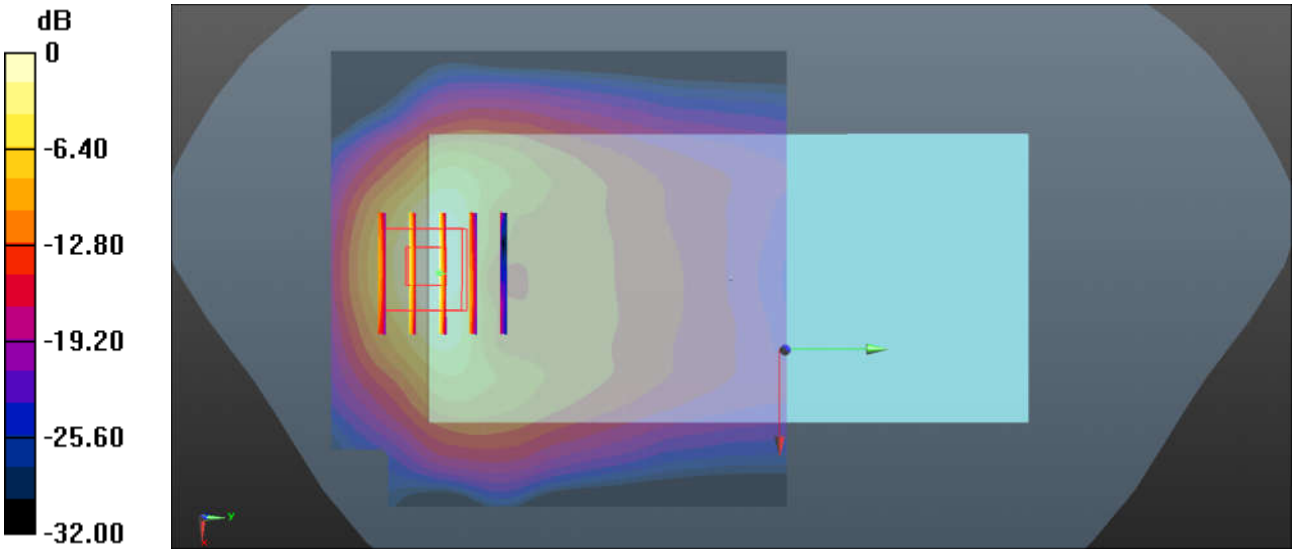

0 dB = 1.48 W/kg = 1.70 dBW/kg

25_WCDMA V_RMC 12.2Kbps_Back_5mm_Ch4233

Communication System: UID 0, WCDMA (0); Frequency: 846.6 MHz;Duty Cycle: 1:1
Medium: MSL_850 Medium parameters used: f = 846.6 MHz; σ = 1.002 S/m; ε_r = 55.87; ρ = 1000 kg/m^3
Ambient Temperature：23.3 ℃； Liquid Temperature：22.9 ℃

DASY5 Configuration:
- Probe: EX3DV4 - SN3857; ConvF(9.49, 9.49, 9.49); Calibrated: 2018.5.31
- Sensor-Surface: 1.4mm (Mechanical Surface Detection)
- Electronics: DAE4 Sn1279; Calibrated: 2018.10.22
- Phantom: SAM2; Type: QD000P40CD; Serial: TP:1754
- Measurement SW: DASY52, Version 52.10 (1); SEMCAD X Version 14.6.11 (7439)

Ch4233/Area Scan (71x81x1): Interpolated grid: dx=1.500 mm, dy=1.500 mm
Maximum value of SAR (interpolated) = 1.49 W/kg

Ch4233/Zoom Scan (5x5x7)/Cube 0: Measurement grid: dx=8mm, dy=8mm, dz=5mm
Reference Value = 19.23 V/m; Power Drift = -0.06 dB
Peak SAR (extrapolated) = 2.16 W/kg
SAR(1 g) = 1.1 W/kg; SAR(10 g) = 0.560 W/kg
Maximum value of SAR (measured) = 1.48 W/kg

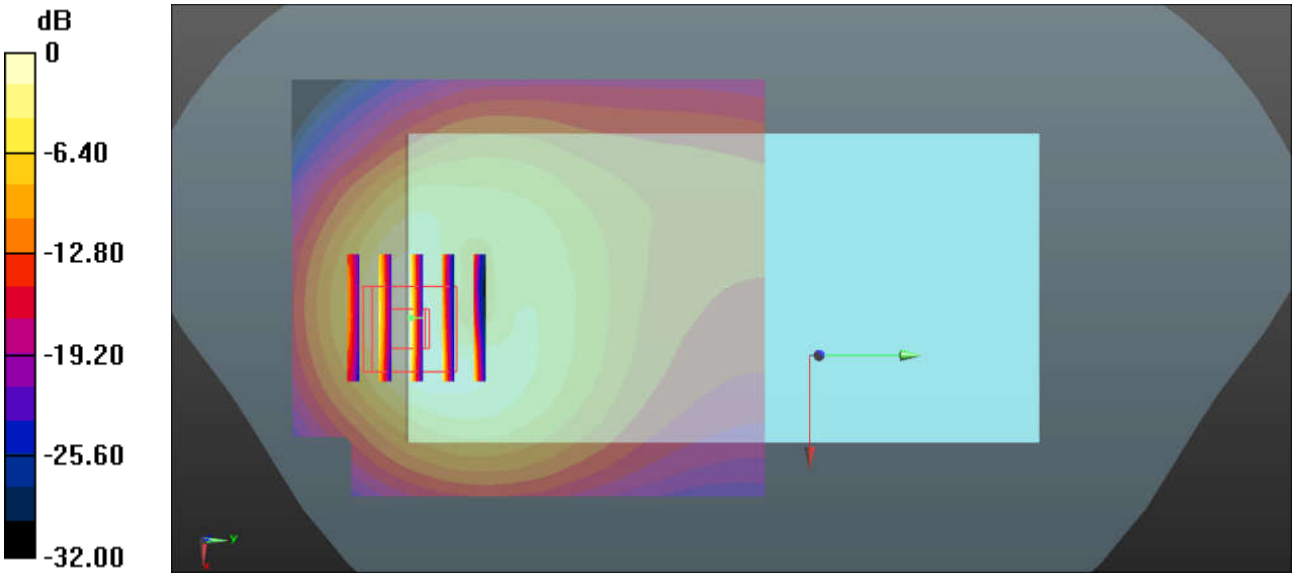

0 dB = 1.49 W/kg = 1.73 dBW/kg

Test Laboratory: Sporton International Inc. SAR/HAC Testing Lab Date: 2019.4.4

332_WCDMA IV_RMC12.2Kbps_Back_5mm_Ch1413

Communication System: UID 0, WCDMA (0); Frequency: 1732.6 MHz;Duty Cycle: 1:1
Medium: MSL_1750 Medium parameters used: f = 1732.6 MHz; σ = 1.436 S/m; ε_r = 51.633; ρ = 1000 kg/m^3
Ambient Temperature：23.3 ℃; Liquid Temperature：22.6 ℃

DASY5 Configuration:
- Probe: EX3DV4 - SN3857; ConvF(8.15, 8.15, 8.15); Calibrated: 2018.5.31
- Sensor-Surface: 1.4mm (Mechanical Surface Detection)
- Electronics: DAE4 Sn1279; Calibrated: 2018.10.22
- Phantom: SAM2; Type: QD000P40CD; Serial: TP:1754
- Measurement SW: DASY52, Version 52.10 (1); SEMCAD X Version 14.6.11 (7439)

Ch1413/Area Scan (71x71x1): Interpolated grid: dx=1.500 mm, dy=1.500 mm
Maximum value of SAR (interpolated) = 1.08 W/kg

Ch1413/Zoom Scan (5x5x7)/Cube 0: Measurement grid: dx=8mm, dy=8mm, dz=5mm
Reference Value = 1.611 V/m; Power Drift = 0.08 dB
Peak SAR (extrapolated) = 1.81 W/kg
SAR(1 g) = 0.913 W/kg; SAR(10 g) = 0.421 W/kg
Maximum value of SAR (measured) = 1.38 W/kg

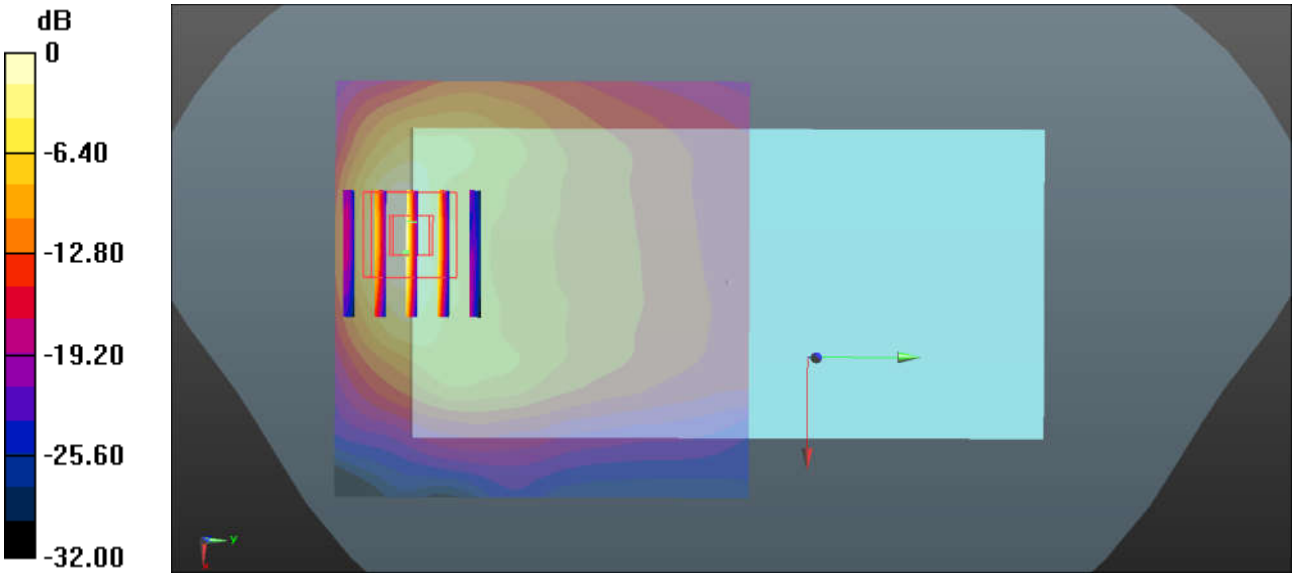

0 dB = 1.08 W/kg = 0.33 dBW/kg

Test Laboratory: Sporton International Inc. SAR/HAC Testing Lab Date: 2019.4.4

27_WCDMA II_RMC 12.2Kbps_Back_5mm_Ch9400

Communication System: UID 0, WCDMA (0); Frequency: 1880 MHz;Duty Cycle: 1:1
Medium: MSL_1900 Medium parameters used: f = 1880 MHz; σ = 1.51 S/m; ε_r = 53.094; ρ = 1000 kg/m^3
Ambient Temperature：23.3 ℃; Liquid Temperature：22.9 ℃

DASY5 Configuration:
- Probe: EX3DV4 - SN3857; ConvF(7.82, 7.82, 7.82); Calibrated: 2018.5.31
- Sensor-Surface: 1.4mm (Mechanical Surface Detection)
- Electronics: DAE4 Sn1279; Calibrated: 2018.10.22
- Phantom: SAM2; Type: QD000P40CD; Serial: TP:1754
- Measurement SW: DASY52, Version 52.10 (1); SEMCAD X Version 14.6.11 (7439)

Ch9400/Area Scan (91x91x1): Interpolated grid: dx=1.200 mm, dy=1.200 mm
Maximum value of SAR (interpolated) = 1.07 W/kg

Ch9400/Zoom Scan (7x7x7)/Cube 0: Measurement grid: dx=5mm, dy=5mm, dz=5mm
Reference Value = 3.814 V/m; Power Drift = 0.03 dB
Peak SAR (extrapolated) = 1.56 W/kg
SAR(1 g) = 0.780 W/kg; SAR(10 g) = 0.360 W/kg
Maximum value of SAR (measured) = 1.24 W/kg

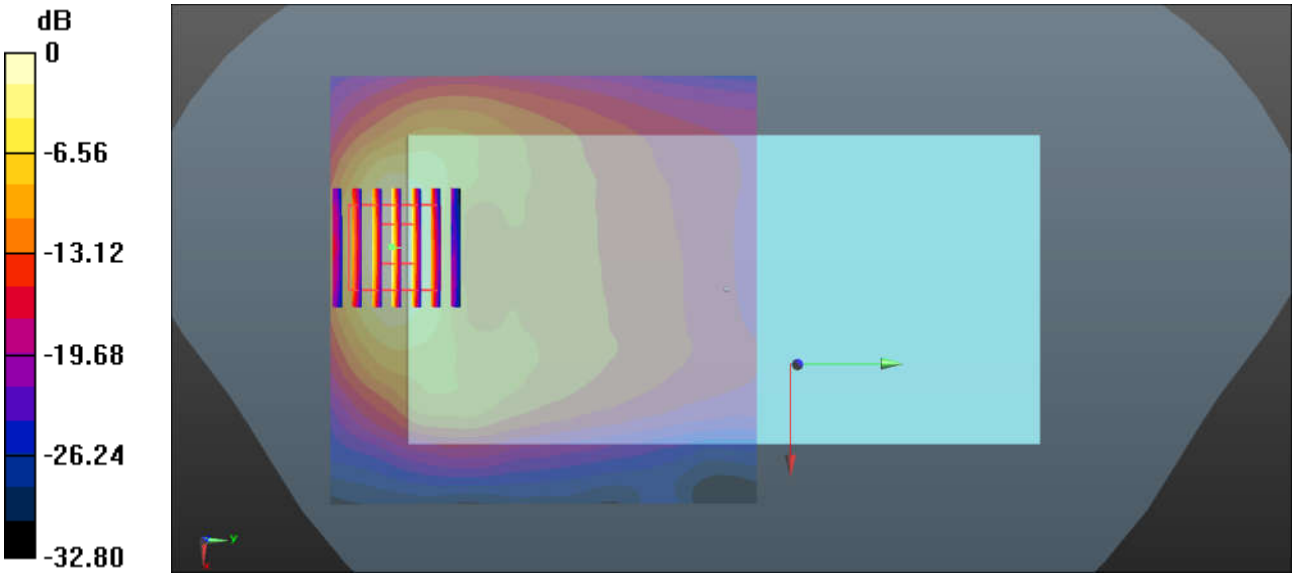

0 dB = 1.07 W/kg = 0.29 dBW/kg

Test Laboratory: Sporton International Inc. SAR/HAC Testing Lab Date: 2019.4.4

28_CDMA2000 BC10_RTAP 153.6Kbps_Back_5mm_Ch684

Communication System: UID 0, CDMA (0); Frequency: 823.1 MHz;Duty Cycle: 1:1
Medium: MSL_850 Medium parameters used: f = 823.1 MHz; σ = 0.98 S/m; ε_r = 56.13; ρ = 1000 kg/m^3
Ambient Temperature：23.3 ℃； Liquid Temperature：22.9 ℃

DASY5 Configuration:
- Probe: EX3DV4 - SN3857; ConvF(9.49, 9.49, 9.49); Calibrated: 2018.5.31
- Sensor-Surface: 1.4mm (Mechanical Surface Detection)
- Electronics: DAE4 Sn1279; Calibrated: 2018.10.22
- Phantom: SAM2; Type: QD000P40CD; Serial: TP:1754
- Measurement SW: DASY52, Version 52.10 (1); SEMCAD X Version 14.6.11 (7439)

Ch684/Area Scan (71x81x1): Interpolated grid: dx=1.500 mm, dy=1.500 mm
Maximum value of SAR (interpolated) = 1.78 W/kg

Ch684/Zoom Scan (5x5x7)/Cube 0: Measurement grid: dx=8mm, dy=8mm, dz=5mm
Reference Value = 44.89 V/m; Power Drift = -0.10 dB
Peak SAR (extrapolated) = 2.35 W/kg
SAR(1 g) = 1.04 W/kg; SAR(10 g) = 0.525 W/kg
Maximum value of SAR (measured) = 1.85 W/kg

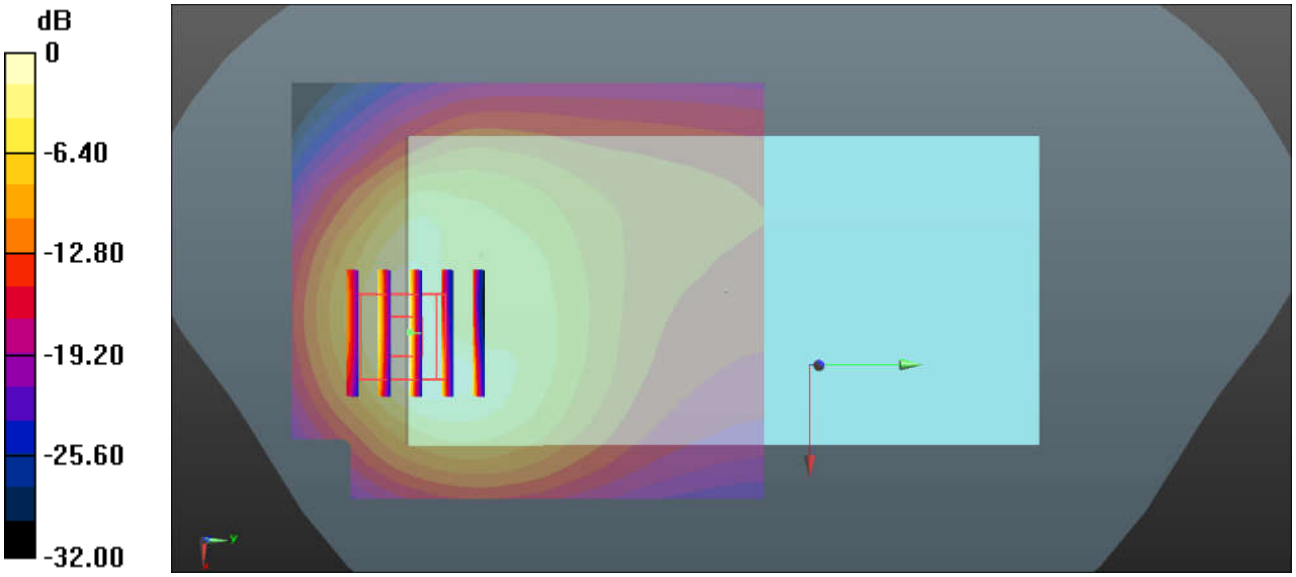

0 dB = 1.78 W/kg = 2.50 dBW/kg

29_CDMA2000 BC0_RTAP 153.6Kbps_Back_5mm_Ch384

Communication System: UID 0, CDMA (0); Frequency: 836.52 MHz;Duty Cycle: 1:1
Medium: MSL_850 Medium parameters used: f = 836.52 MHz; σ = 0.992 S/m; ε_r = 55.979; ρ = 1000 kg/m^3
Ambient Temperature：23.3 ℃； Liquid Temperature：22.9 ℃

DASY5 Configuration:
- Probe: EX3DV4 - SN3857; ConvF(9.49, 9.49, 9.49); Calibrated: 2018.5.31
- Sensor-Surface: 1.4mm (Mechanical Surface Detection)
- Electronics: DAE4 Sn1279; Calibrated: 2018.10.22
- Phantom: SAM2; Type: QD000P40CD; Serial: TP:1754
- Measurement SW: DASY52, Version 52.10 (1); SEMCAD X Version 14.6.11 (7439)

Ch384/Area Scan (71x81x1): Interpolated grid: dx=1.500 mm, dy=1.500 mm
Maximum value of SAR (interpolated) = 1.65 W/kg

Ch384/Zoom Scan (5x5x7)/Cube 0: Measurement grid: dx=8mm, dy=8mm, dz=5mm
Reference Value = 39.55 V/m; Power Drift = -0.02 dB
Peak SAR (extrapolated) = 2.25 W/kg
SAR(1 g) = 1.06 W/kg; SAR(10 g) = 0.523 W/kg
Maximum value of SAR (measured) = 1.83 W/kg

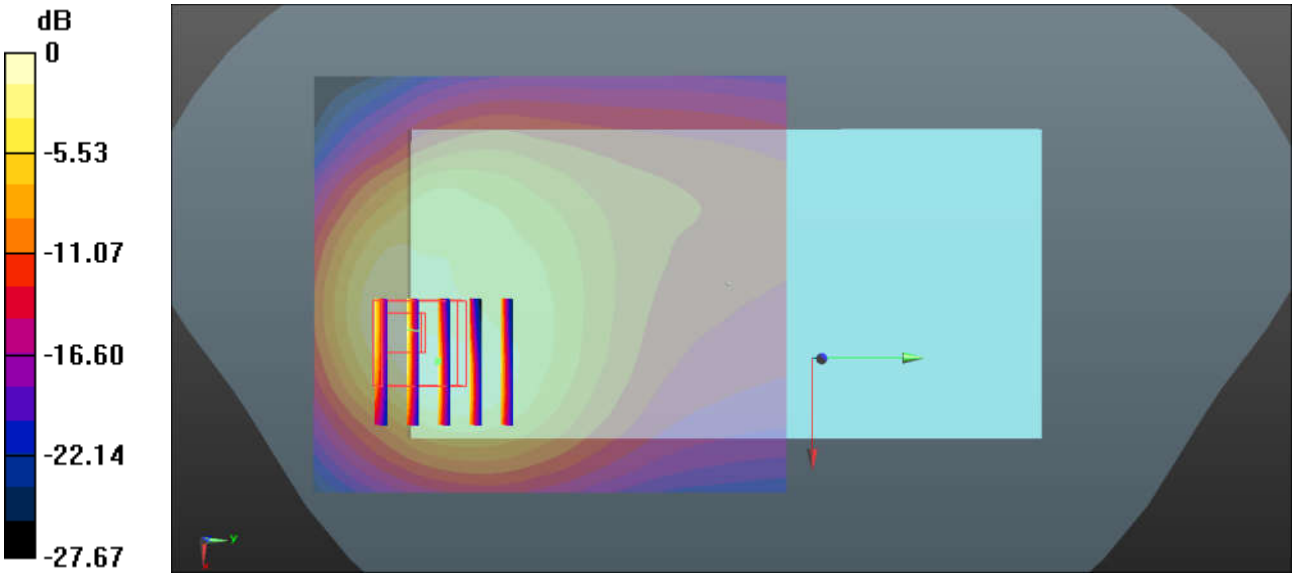

0 dB = 1.65 W/kg = 2.17 dBW/kg

30_CDMA2000 BC1_RTAP 153.6Kbps_Bottom Side_5mm_Hotspot On_Ch1175

Communication System: UID 0, CDMA (0); Frequency: 1908.75 MHz;Duty Cycle: 1:1
Medium: MSL_1900 Medium parameters used: f = 1908.75 MHz; σ = 1.544 S/m; ε_r = 53.004; ρ = 1000 kg/m^3
Ambient Temperature：23.3 ℃; Liquid Temperature：22.9 ℃

DASY5 Configuration:
- Probe: EX3DV4 - SN3857; ConvF(7.82, 7.82, 7.82); Calibrated: 2018.5.31
- Sensor-Surface: 1.4mm (Mechanical Surface Detection)
- Electronics: DAE4 Sn1279; Calibrated: 2018.10.22
- Phantom: SAM2; Type: QD000P40CD; Serial: TP:1754
- Measurement SW: DASY52, Version 52.10 (1); SEMCAD X Version 14.6.11 (7439)

Ch1175/Area Scan (41x71x1): Interpolated grid: dx=1.500 mm, dy=1.500 mm
Maximum value of SAR (interpolated) = 1.85 W/kg

Ch1175/Zoom Scan (5x5x7)/Cube 0: Measurement grid: dx=8mm, dy=8mm, dz=5mm
Reference Value = 35.46 V/m; Power Drift = 0.08 dB
Peak SAR (extrapolated) = 2.26 W/kg
SAR(1 g) = 1.09 W/kg; SAR(10 g) = 0.486 W/kg
Maximum value of SAR (measured) = 1.86 W/kg

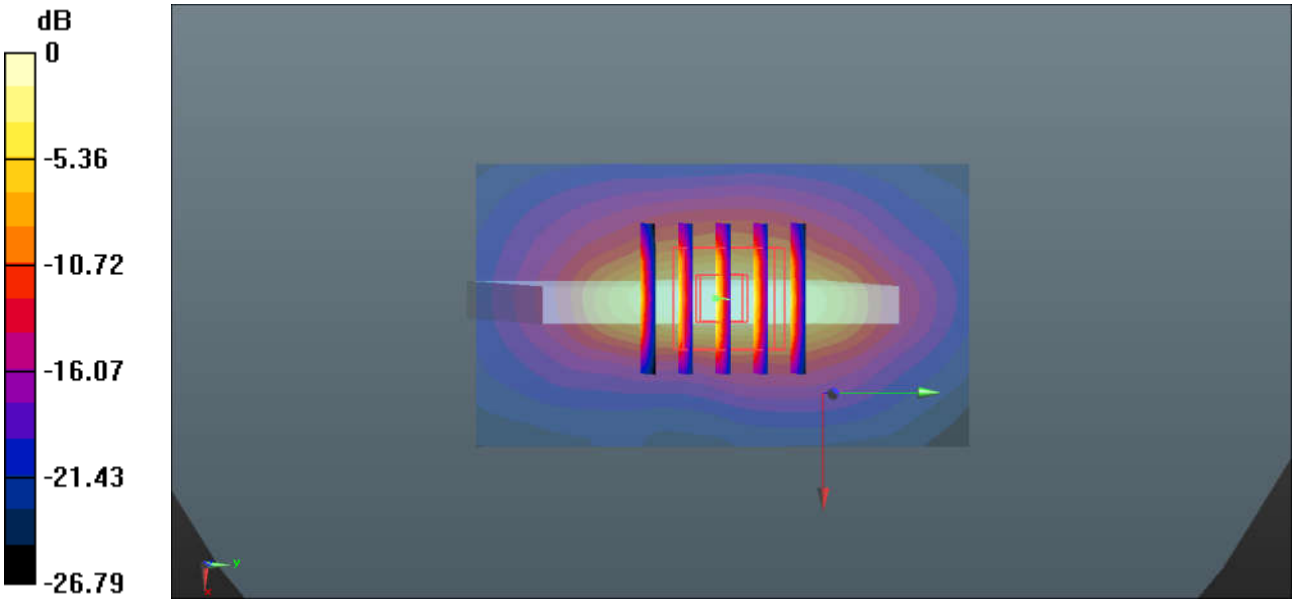

0 dB = 1.85 W/kg = 2.67 dBW/kg

31_LTE Band 71_20M_QPSK_1RB_0Offset_Back_5mm_Ch133322

Communication System: UID 0, LTE-FDD (0); Frequency: 683 MHz;Duty Cycle: 1:1
Medium: MSL_750 Medium parameters used: f = 683 MHz; σ = 0.906 S/m; ε_r = 56.682; ρ = 1000 kg/m^3
Ambient Temperature：23.3 ℃; Liquid Temperature：22.7 ℃

DASY5 Configuration:
- Probe: EX3DV4 - SN3857; ConvF(9.7, 9.7, 9.7); Calibrated: 2018.5.31
- Sensor-Surface: 1.4mm (Mechanical Surface Detection)
- Electronics: DAE4 Sn1279; Calibrated: 2018.10.22
- Phantom: SAM2; Type: QD000P40CD; Serial: TP:1754
- Measurement SW: DASY52, Version 52.10 (1); SEMCAD X Version 14.6.11 (7439)

Ch133322/Area Scan (71x71x1): Interpolated grid: dx=1.500 mm, dy=1.500 mm
Maximum value of SAR (interpolated) = 1.45 W/kg

Ch133322/Zoom Scan (5x5x7)/Cube 0: Measurement grid: dx=8mm, dy=8mm, dz=5mm
Reference Value = 13.10 V/m; Power Drift = -0.04 dB
Peak SAR (extrapolated) = 1.96 W/kg
SAR(1 g) = 0.758 W/kg; SAR(10 g) = 0.409 W/kg
Maximum value of SAR (measured) = 1.50 W/kg

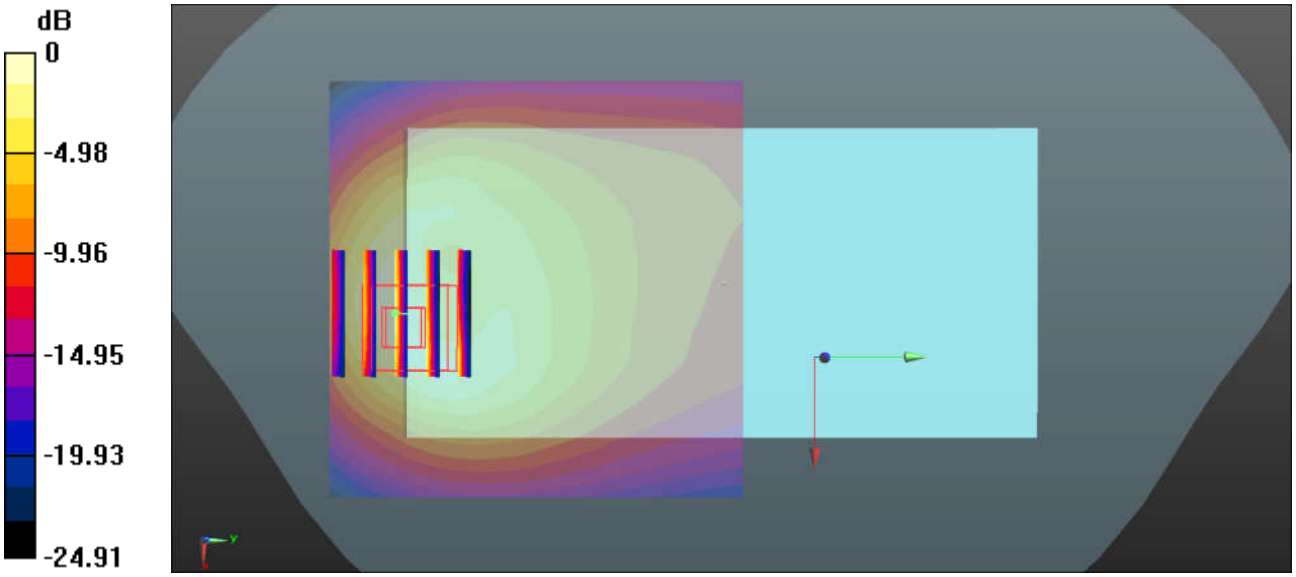

0 dB = 1.45 W/kg = 1.61 dBW/kg

Test Laboratory: Sporton International Inc. SAR/HAC Testing Lab Date: 2019.4.4

32_LTE Band 12_10M_QPSK_1RB_0Offset_Back_5mm_Ch23095

Communication System: UID 0, FDD_LTE (0); Frequency: 707.5 MHz;Duty Cycle: 1:1
Medium: MSL_750 Medium parameters used: f = 707.5 MHz; σ = 0.93 S/m; ε_r = 56.429; ρ = 1000 kg/m^3
Ambient Temperature：23.3 ℃； Liquid Temperature：22.7 ℃

DASY5 Configuration:
- Probe: EX3DV4 - SN3857; ConvF(9.7, 9.7, 9.7); Calibrated: 2018.5.31
- Sensor-Surface: 1.4mm (Mechanical Surface Detection)
- Electronics: DAE4 Sn1279; Calibrated: 2018.10.22
- Phantom: SAM2; Type: QD000P40CD; Serial: TP:1754
- Measurement SW: DASY52, Version 52.10 (1); SEMCAD X Version 14.6.11 (7439)

Ch23095/Area Scan (81x81x1): Interpolated grid: dx=1.500 mm, dy=1.500 mm
Maximum value of SAR (interpolated) = 1.42 W/kg

Ch23095/Zoom Scan (5x5x7)/Cube 0: Measurement grid: dx=8mm, dy=8mm, dz=5mm
Reference Value = 5.023 V/m; Power Drift = -0.11 dB
Peak SAR (extrapolated) = 1.82 W/kg
SAR(1 g) = 0.829 W/kg; SAR(10 g) = 0.433 W/kg
Maximum value of SAR (measured) = 1.41 W/kg

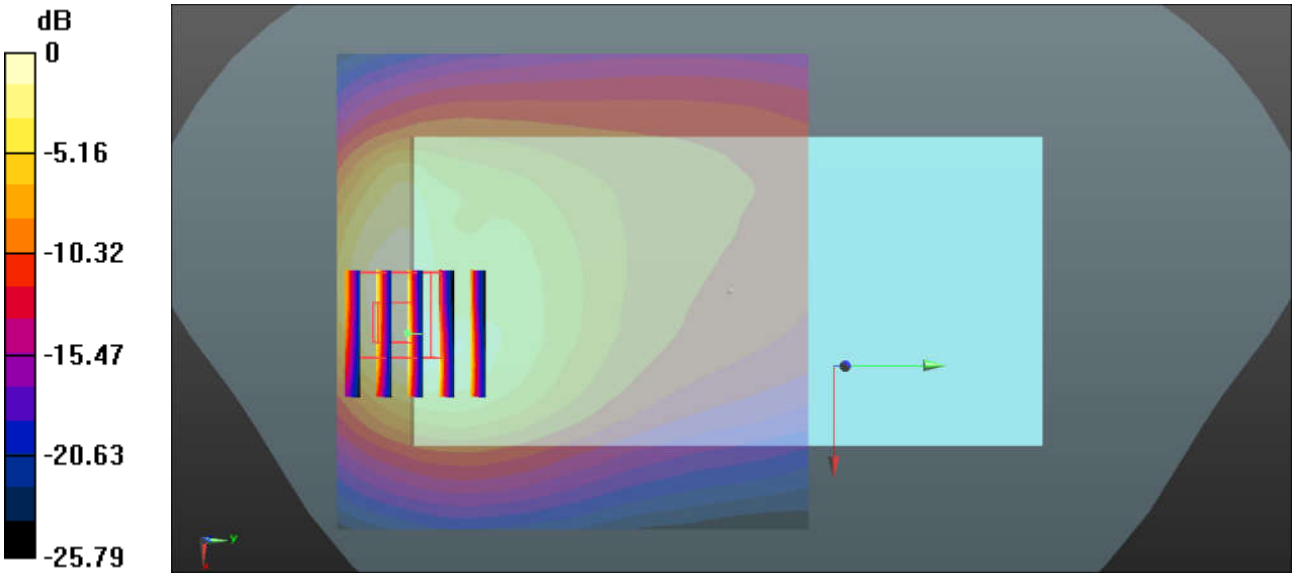

0 dB = 1.42 W/kg = 1.52 dBW/kg

33_LTE Band 13_10M_QPSK_1RB_0Offset_Back_5mm_Ch23230

Communication System: UID 0, FDD_LTE (0); Frequency: 782 MHz;Duty Cycle: 1:1
Medium: MSL_750 Medium parameters used: f = 782 MHz; σ = 0.999 S/m; ε_r = 55.757; ρ = 1000 kg/m^3
Ambient Temperature：23.3 ℃； Liquid Temperature：22.7 ℃

DASY5 Configuration:
- Probe: EX3DV4 - SN3857; ConvF(9.7, 9.7, 9.7); Calibrated: 2018.5.31
- Sensor-Surface: 1.4mm (Mechanical Surface Detection)
- Electronics: DAE4 Sn1279; Calibrated: 2018.10.22
- Phantom: SAM2; Type: QD000P40CD; Serial: TP:1754
- Measurement SW: DASY52, Version 52.10 (1); SEMCAD X Version 14.6.11 (7439)

Ch23230/Area Scan (81x81x1): Interpolated grid: dx=1.500 mm, dy=1.500 mm
Maximum value of SAR (interpolated) = 1.53 W/kg

Ch23230/Zoom Scan (5x5x7)/Cube 0: Measurement grid: dx=8mm, dy=8mm, dz=5mm
Reference Value = 3.748 V/m; Power Drift = -0.02 dB
Peak SAR (extrapolated) = 1.96 W/kg
SAR(1 g) = 0.919 W/kg; SAR(10 g) = 0.478 W/kg
Maximum value of SAR (measured) = 1.52 W/kg

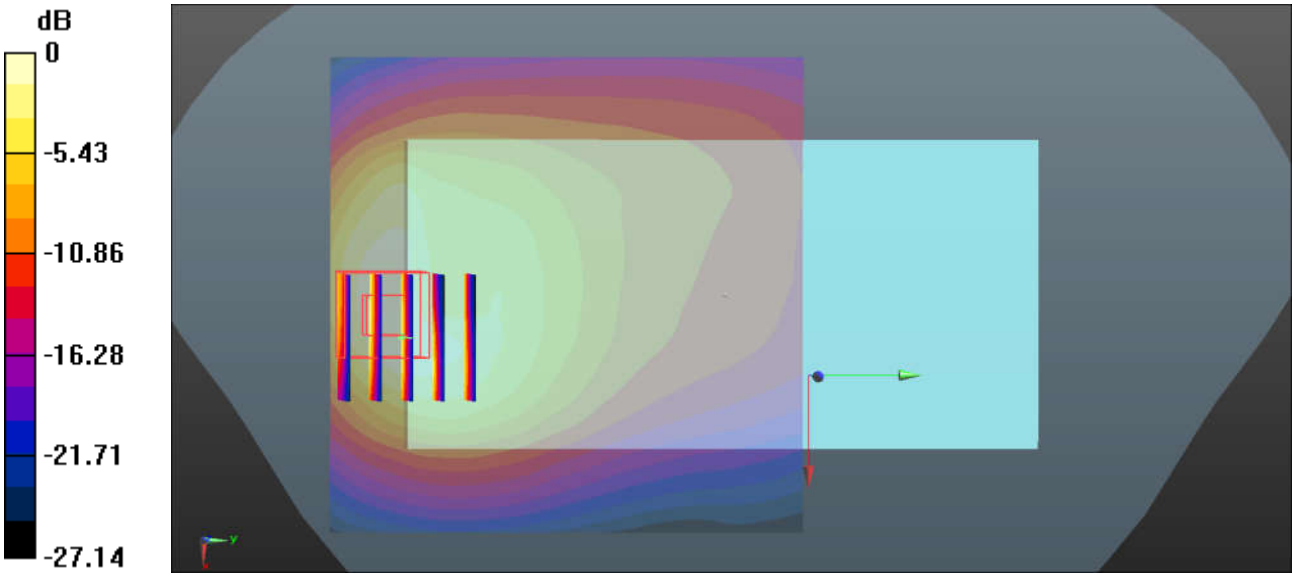

0 dB = 1.53 W/kg = 1.85 dBW/kg

Test Laboratory: Sporton International Inc. SAR/HAC Testing Lab Date: 2019.4.4

34_LTE Band 26_15M_QPSK_75RB_0Offset_Back_5mm_Ch26865

Communication System: UID 0, FDD_LTE (0); Frequency: 831.5 MHz;Duty Cycle: 1:1
Medium: MSL_850 Medium parameters used: f = 831.5 MHz; σ = 0.987 S/m; ε_r = 56.041; ρ = 1000 kg/m^3
Ambient Temperature：23.3 ℃; Liquid Temperature：22.9 ℃

DASY5 Configuration:
- Probe: EX3DV4 - SN3857; ConvF(9.49, 9.49, 9.49); Calibrated: 2018.5.31
- Sensor-Surface: 1.4mm (Mechanical Surface Detection)
- Electronics: DAE4 Sn1279; Calibrated: 2018.10.22
- Phantom: SAM2; Type: QD000P40CD; Serial: TP:1754
- Measurement SW: DASY52, Version 52.10 (1); SEMCAD X Version 14.6.11 (7439)

Ch26865/Area Scan (81x81x1): Interpolated grid: dx=1.500 mm, dy=1.500 mm
Maximum value of SAR (interpolated) = 1.61 W/kg

Ch26865/Zoom Scan (5x5x7)/Cube 0: Measurement grid: dx=8mm, dy=8mm, dz=5mm
Reference Value = 3.639 V/m; Power Drift = 0.06 dB
Peak SAR (extrapolated) = 2.06 W/kg
SAR(1 g) = 0.945 W/kg; SAR(10 g) = 0.479 W/kg
Maximum value of SAR (measured) = 1.57 W/kg

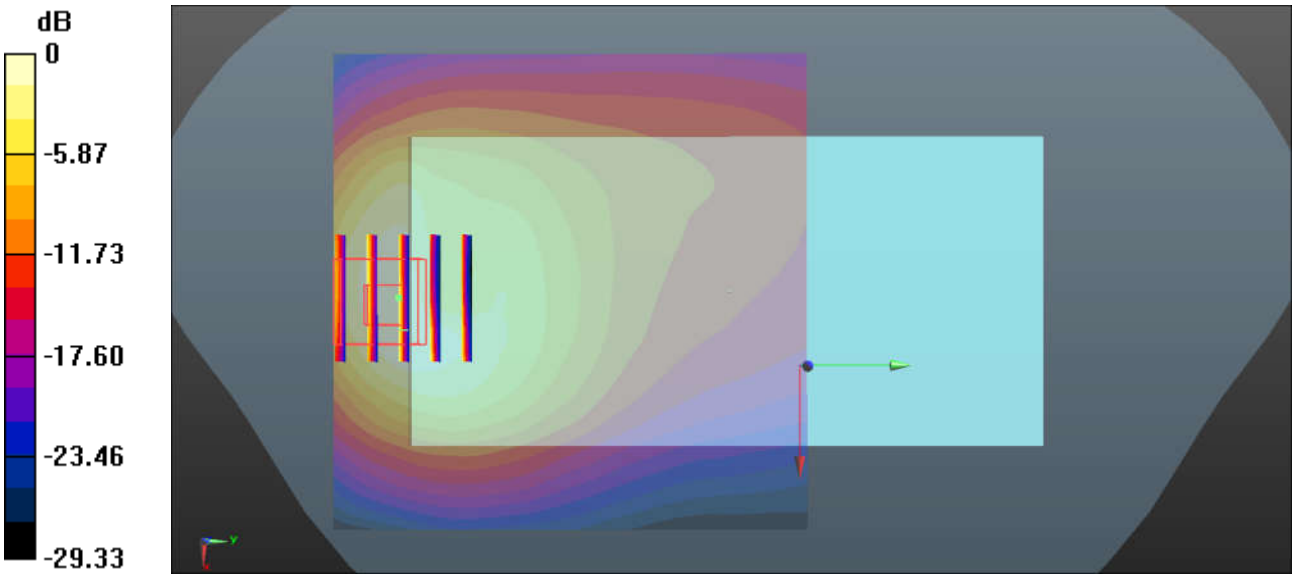

0 dB = 1.61 W/kg = 2.07 dBW/kg

Test Laboratory: Sporton International Inc. SAR/HAC Testing Lab Date: 2019.4.4

35_LTE Band 66_20M_QPSK_50RB_24Offset_Back_5mm_Sensor On _Ch132072

Communication System: UID 0, LTE-FDD (0); Frequency: 1720 MHz;Duty Cycle: 1:1
Medium: MSL_1750 Medium parameters used: f = 1720 MHz; σ = 1.422 S/m; ε_r = 51.666; ρ = 1000 kg/m^3
Ambient Temperature：23.3 ℃; Liquid Temperature：22.6 ℃

DASY5 Configuration:
- Probe: EX3DV4 - SN3857; ConvF(8.15, 8.15, 8.15); Calibrated: 2018.5.31
- Sensor-Surface: 1.4mm (Mechanical Surface Detection)
- Electronics: DAE4 Sn1279; Calibrated: 2018.10.22
- Phantom: SAM2; Type: QD000P40CD; Serial: TP:1754
- Measurement SW: DASY52, Version 52.10 (1); SEMCAD X Version 14.6.11 (7439)

Ch132072/Area Scan (81x81x1): Interpolated grid: dx=1.500 mm, dy=1.500 mm
Maximum value of SAR (interpolated) = 0.920 W/kg

Ch132072/Zoom Scan (5x5x5)/Cube 0: Measurement grid: dx=8mm, dy=8mm, dz=5mm
Reference Value = 0.5100 V/m; Power Drift = 0.08 dB
Peak SAR (extrapolated) = 1.43 W/kg
SAR(1 g) = 0.723 W/kg; SAR(10 g) = 0.334 W/kg
Maximum value of SAR (measured) = 1.07 W/kg

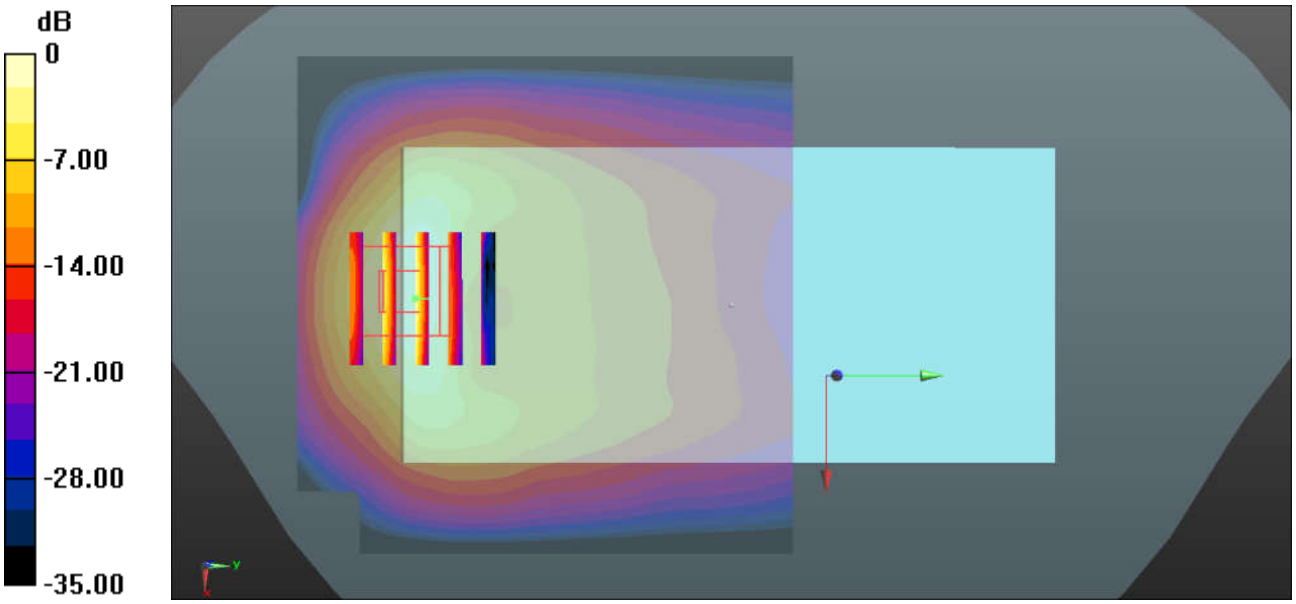

0 dB = 0.920 W/kg = -0.36 dBW/kg

Test Laboratory: Sporton International Inc. SAR/HAC Testing Lab Date: 2019.4.4

36_LTE Band 25_20M_QPSK_50RB_0offset_Back_5mm_Sensor on_Ch26340

Communication System: UID 0, LTE-FDD (0); Frequency: 1880 MHz;Duty Cycle: 1:1
Medium: MSL_1900 Medium parameters used: f = 1880 MHz; σ = 1.51 S/m; ε_r = 53.094; ρ = 1000 kg/m^3
Ambient Temperature：23.3 ℃; Liquid Temperature：22.9 ℃

DASY5 Configuration:
- Probe: EX3DV4 - SN3857; ConvF(7.82, 7.82, 7.82); Calibrated: 2018.5.31
- Sensor-Surface: 1.4mm (Mechanical Surface Detection)
- Electronics: DAE4 Sn1279; Calibrated: 2018.10.22
- Phantom: SAM2; Type: QD000P40CD; Serial: TP:1754
- Measurement SW: DASY52, Version 52.10 (1); SEMCAD X Version 14.6.11 (7439)

Ch26340/Area Scan (81x81x1): Interpolated grid: dx=1.500 mm, dy=1.500 mm
Maximum value of SAR (interpolated) = 1.20 W/kg

Ch26340/Zoom Scan (5x5x7)/Cube 0: Measurement grid: dx=8mm, dy=8mm, dz=5mm
Reference Value = 4.878 V/m; Power Drift = -0.04 dB
Peak SAR (extrapolated) = 2.05 W/kg
SAR(1 g) = 1.04 W/kg; SAR(10 g) = 0.476 W/kg
Maximum value of SAR (measured) = 1.56 W/kg

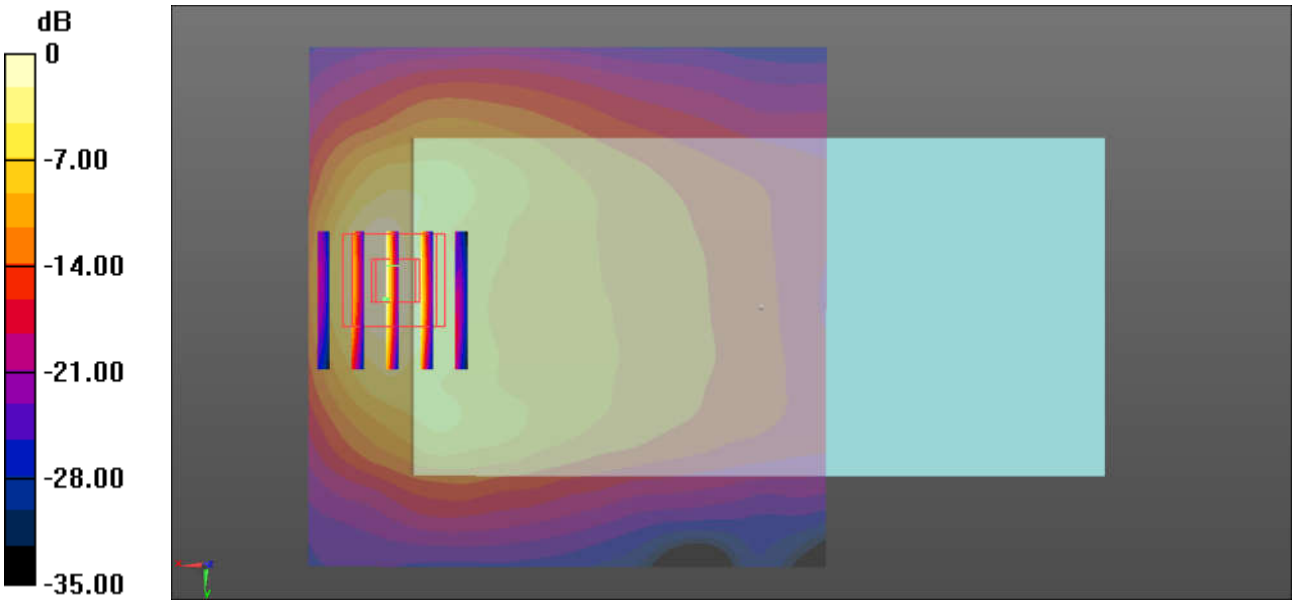

0 dB = 1.20 W/kg = 0.79 dBW/kg

Test Laboratory: Sporton International Inc. SAR/HAC Testing Lab Date: 2019.4.4

37_LTE Band 30_10M_QPSK_1RB_0offset_Back_5mm_Sensor on_Ch27710

Communication System: UID 0, LTE-FDD (0); Frequency: 2310 MHz;Duty Cycle: 1:1
Medium: MSL_2300 Medium parameters used: f = 2310 MHz; σ = 1.831 S/m; ε_r = 53.551; ρ = 1000 kg/m^3
Ambient Temperature：23.3 ℃; Liquid Temperature：22.9 ℃

DASY5 Configuration:
- Probe: EX3DV4 - SN3857; ConvF(7.66, 7.66, 7.66); Calibrated: 2018.5.31
- Sensor-Surface: 1.4mm (Mechanical Surface Detection)
- Electronics: DAE4 Sn1279; Calibrated: 2018.10.22
- Phantom: SAM2; Type: QD000P40CD; Serial: TP:1754
- Measurement SW: DASY52, Version 52.10 (1); SEMCAD X Version 14.6.11 (7439)

Ch21100/Area Scan (91x91x1): Interpolated grid: dx=1.200 mm, dy=1.200 mm
Maximum value of SAR (interpolated) = 1.02 W/kg

Ch21100/Zoom Scan (7x7x7)/Cube 0: Measurement grid: dx=5mm, dy=5mm, dz=5mm
Reference Value = 4.914 V/m; Power Drift = -0.06 dB
Peak SAR (extrapolated) = 1.21 W/kg
SAR(1 g) = 0.544 W/kg; SAR(10 g) = 0.261 W/kg
Maximum value of SAR (measured) = 0.939 W/kg

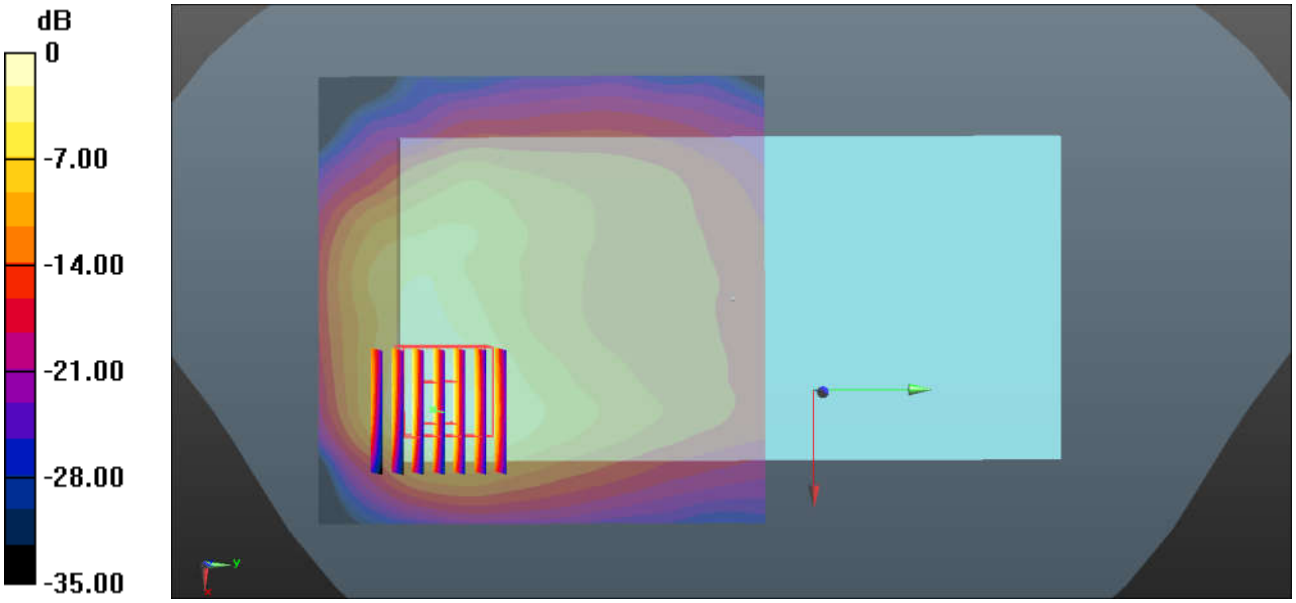

0 dB = 1.02 W/kg = 0.09 dBW/kg

38_LTE Band 7_20M_QPSK_100RB_0offset_Back_0mm_Sensor On_Ch21350

Communication System: UID 0, LTE-FDD (0); Frequency: 2560 MHz;Duty Cycle: 1:1
Medium: MSL_2600 Medium parameters used: f = 2560 MHz; σ = 2.182 S/m; ε_r = 52.596; ρ = 1000 kg/m^3
Ambient Temperature：23.3 ℃； Liquid Temperature：22.9 ℃

DASY5 Configuration:
- Probe: EX3DV4 - SN3857; ConvF(7.38, 7.38, 7.38); Calibrated: 2018.5.31
- Sensor-Surface: 1.4mm (Mechanical Surface Detection)
- Electronics: DAE4 Sn1279; Calibrated: 2018.10.22
- Phantom: SAM2; Type: QD000P40CD; Serial: TP:1754
- Measurement SW: DASY52, Version 52.10 (1); SEMCAD X Version 14.6.11 (7439)

Ch21350/Area Scan (91x71x1): Interpolated grid: dx=1.200 mm, dy=1.200 mm
Maximum value of SAR (interpolated) = 1.97 W/kg

Ch21350/Zoom Scan (7x7x7)/Cube 0: Measurement grid: dx=5mm, dy=5mm, dz=5mm
Reference Value = 5.374 V/m; Power Drift = 0.14 dB
Peak SAR (extrapolated) = 2.33 W/kg
SAR(1 g) = 0.942 W/kg; SAR(10 g) = 0.405 W/kg
Maximum value of SAR (measured) = 1.77 W/kg

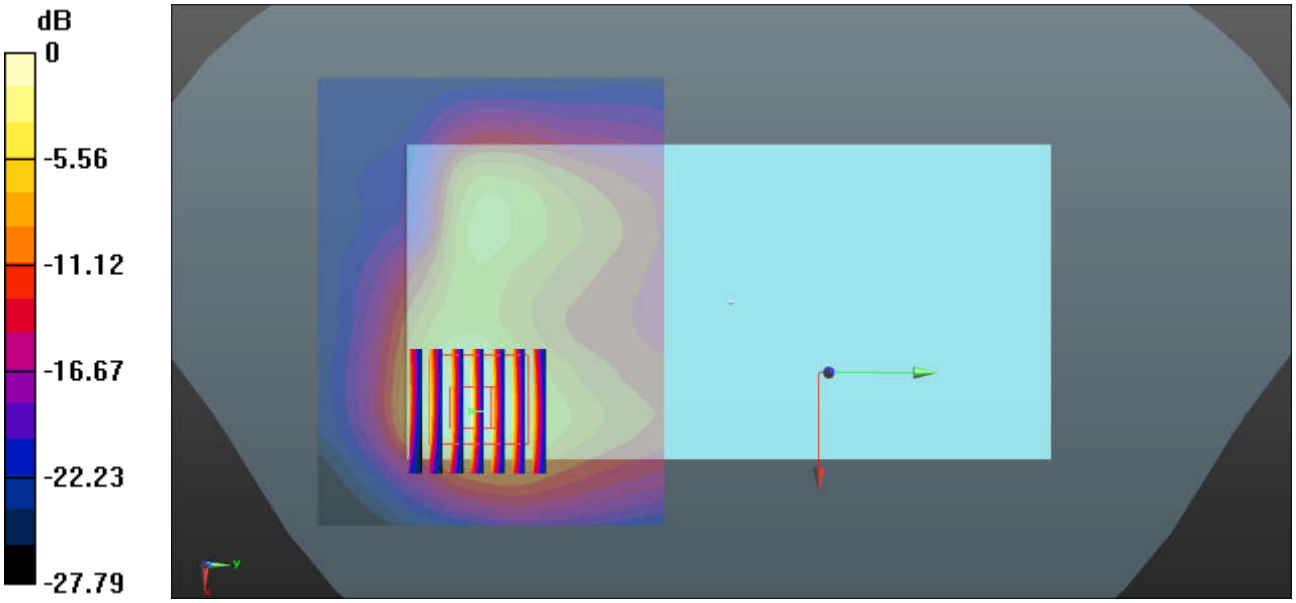

0 dB = 1.97 W/kg = 2.94 dBW/kg