LTE Band 41 / 20MHz+20MHz

MiddleChannel / QPSK

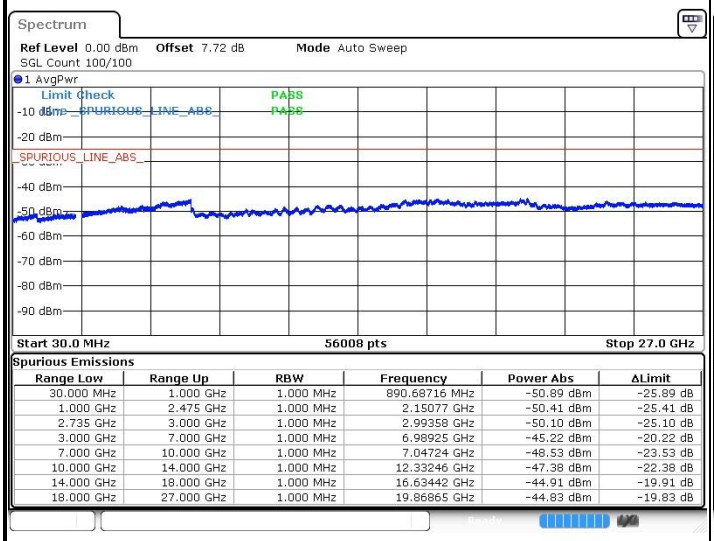

Spurious Emissions

Range Low	Range Up	RBW	Frequency	Power Abs	ΔLimit
30.000 MHz	1.000 GHz	1.000 MHz	890.68716 MHz	-50.89 dBm	-25.89 dB
1.000 GHz	2.475 GHz	1.000 MHz	2.15077 GHz	-50.41 dBm	-25.41 dB
2.735 GHz	3.000 GHz	1.000 MHz	2.99358 GHz	-50.10 dBm	-25.10 dB
3.000 GHz	7.000 GHz	1.000 MHz	6.98925 GHz	-45.22 dBm	-20.22 dB
7.000 GHz	10.000 GHz	1.000 MHz	7.04724 GHz	-48.53 dBm	-23.53 dB
10.000 GHz	14.000 GHz	1.000 MHz	12.33246 GHz	-47.38 dBm	-22.38 dB
14.000 GHz	18.000 GHz	1.000 MHz	16.63442 GHz	-44.91 dBm	-19.91 dB
18.000 GHz	27.000 GHz	1.000 MHz	19.86865 GHz	-44.83 dBm	-19.83 dB

Date: 15.FEB.2019 16:05:37

Middle Channel / 16QAM

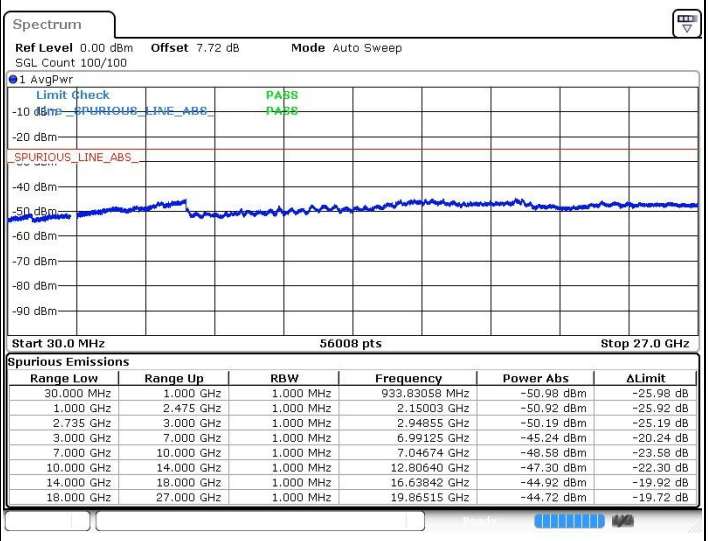

Spurious Emissions

Range Low	Range Up	RBW	Frequency	Power Abs	ΔLimit
30.000 MHz	1.000 GHz	1.000 MHz	933.83058 MHz	-50.98 dBm	-25.98 dB
1.000 GHz	2.475 GHz	1.000 MHz	2.15003 GHz	-50.92 dBm	-25.92 dB
2.735 GHz	3.000 GHz	1.000 MHz	2.94855 GHz	-50.19 dBm	-25.19 dB
3.000 GHz	7.000 GHz	1.000 MHz	6.99125 GHz	-45.24 dBm	-20.24 dB
7.000 GHz	10.000 GHz	1.000 MHz	7.04674 GHz	-48.58 dBm	-23.58 dB
10.000 GHz	14.000 GHz	1.000 MHz	12.80640 GHz	-47.30 dBm	-22.30 dB
14.000 GHz	18.000 GHz	1.000 MHz	16.63842 GHz	-44.92 dBm	-19.92 dB
18.000 GHz	27.000 GHz	1.000 MHz	19.86515 GHz	-44.72 dBm	-19.72 dB

Date: 15.FEB.2019 16:04:04

Middle Channel / 64QAM

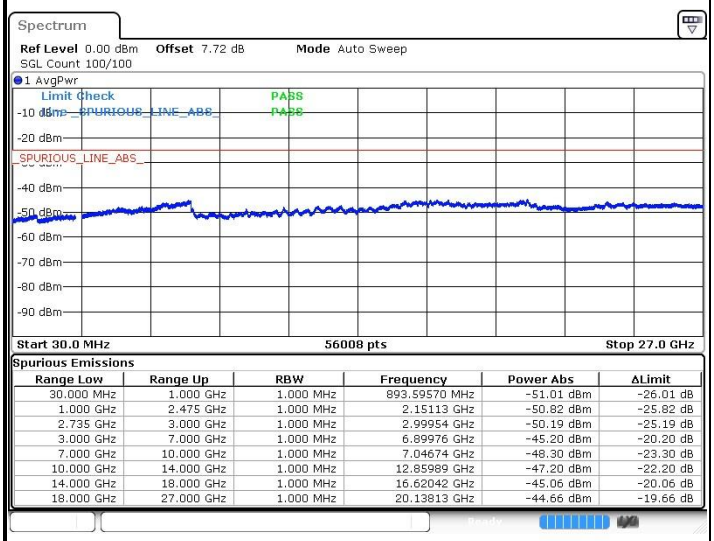

Spurious Emissions

Range Low	Range Up	RBW	Frequency	Power Abs	ΔLimit
30.000 MHz	1.000 GHz	1.000 MHz	893.59570 MHz	-51.01 dBm	-26.01 dB
1.000 GHz	2.475 GHz	1.000 MHz	2.15113 GHz	-50.82 dBm	-25.82 dB
2.735 GHz	3.000 GHz	1.000 MHz	2.99954 GHz	-50.19 dBm	-25.19 dB
3.000 GHz	7.000 GHz	1.000 MHz	6.89976 GHz	-45.20 dBm	-20.20 dB
7.000 GHz	10.000 GHz	1.000 MHz	7.04674 GHz	-48.30 dBm	-23.30 dB
10.000 GHz	14.000 GHz	1.000 MHz	12.85989 GHz	-47.20 dBm	-22.20 dB
14.000 GHz	18.000 GHz	1.000 MHz	16.62042 GHz	-45.06 dBm	-20.06 dB
18.000 GHz	27.000 GHz	1.000 MHz	20.13813 GHz	-44.66 dBm	-19.66 dB

Date: 15.FEB.2019 16:03:06

N/A

LTE Band 41 / 20MHz+20MHz

Highest Channel / QPSK

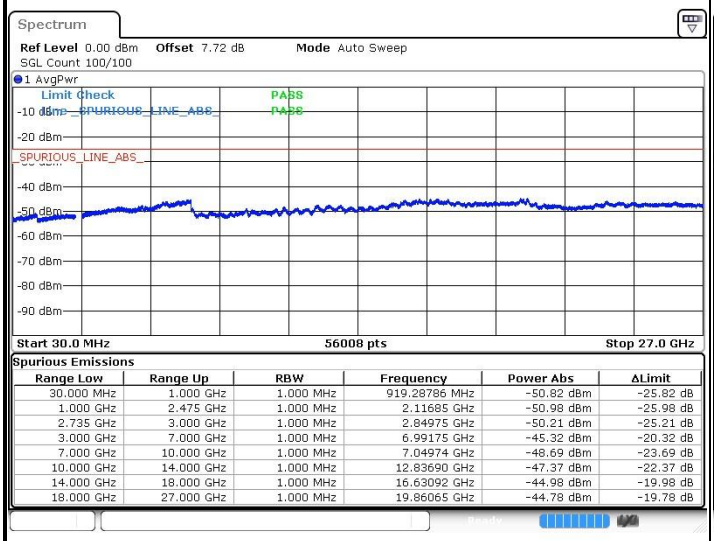

Spurious Emissions

Range Low	Range Up	RBW	Frequency	Power Abs	ΔLimit
30.000 MHz	1.000 GHz	1.000 MHz	919.28786 MHz	-50.82 dBm	-25.82 dB
1.000 GHz	2.475 GHz	1.000 MHz	2.11685 GHz	-50.98 dBm	-25.98 dB
2.735 GHz	3.000 GHz	1.000 MHz	2.84975 GHz	-50.21 dBm	-25.21 dB
3.000 GHz	7.000 GHz	1.000 MHz	6.99175 GHz	-45.32 dBm	-20.32 dB
7.000 GHz	10.000 GHz	1.000 MHz	7.04974 GHz	-48.69 dBm	-23.69 dB
10.000 GHz	14.000 GHz	1.000 MHz	12.83690 GHz	-47.37 dBm	-22.37 dB
14.000 GHz	18.000 GHz	1.000 MHz	16.63092 GHz	-44.98 dBm	-19.98 dB
18.000 GHz	27.000 GHz	1.000 MHz	19.86065 GHz	-44.78 dBm	-19.78 dB

Date: 15.FEB.2019 16:14:39

Highest Channel / 16QAM

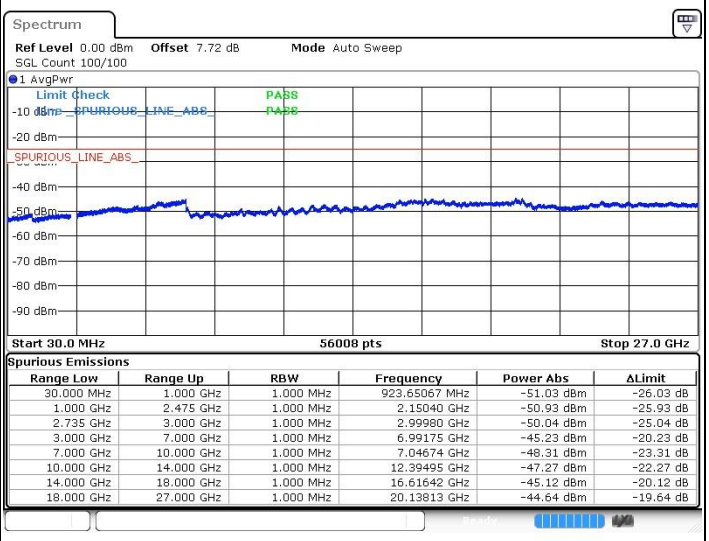

Spurious Emissions

Range Low	Range Up	RBW	Frequency	Power Abs	ΔLimit
30.000 MHz	1.000 GHz	1.000 MHz	923.65067 MHz	-51.03 dBm	-26.03 dB
1.000 GHz	2.475 GHz	1.000 MHz	2.15040 GHz	-50.93 dBm	-25.93 dB
2.735 GHz	3.000 GHz	1.000 MHz	2.99980 GHz	-50.04 dBm	-25.04 dB
3.000 GHz	7.000 GHz	1.000 MHz	6.99175 GHz	-45.23 dBm	-20.23 dB
7.000 GHz	10.000 GHz	1.000 MHz	7.04674 GHz	-48.31 dBm	-23.31 dB
10.000 GHz	14.000 GHz	1.000 MHz	12.39495 GHz	-47.27 dBm	-22.27 dB
14.000 GHz	18.000 GHz	1.000 MHz	16.61642 GHz	-45.12 dBm	-20.12 dB
18.000 GHz	27.000 GHz	1.000 MHz	20.13813 GHz	-44.64 dBm	-19.64 dB

Date: 15.FEB.2019 16:26:21

Highest Channel / 64QAM

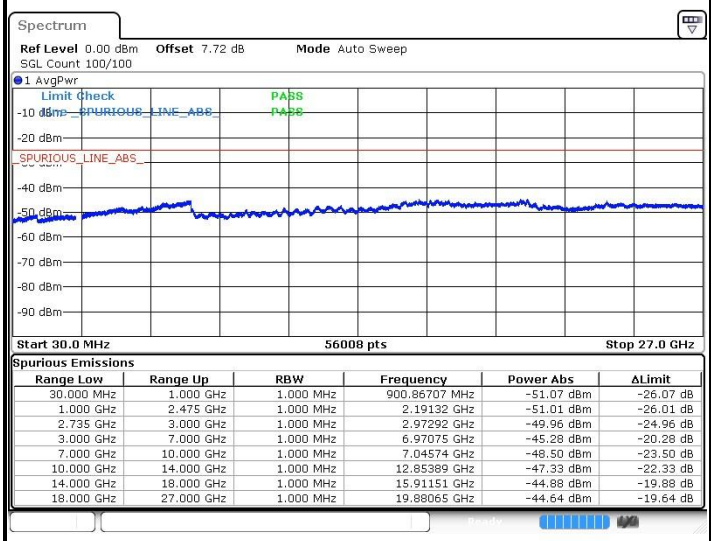

Spurious Emissions

Range Low	Range Up	RBW	Frequency	Power Abs	ΔLimit
30.000 MHz	1.000 GHz	1.000 MHz	900.86707 MHz	-51.07 dBm	-26.07 dB
1.000 GHz	2.475 GHz	1.000 MHz	2.19132 GHz	-51.01 dBm	-26.01 dB
2.735 GHz	3.000 GHz	1.000 MHz	2.97292 GHz	-49.96 dBm	-24.96 dB
3.000 GHz	7.000 GHz	1.000 MHz	6.97075 GHz	-45.28 dBm	-20.28 dB
7.000 GHz	10.000 GHz	1.000 MHz	7.04574 GHz	-48.50 dBm	-23.50 dB
10.000 GHz	14.000 GHz	1.000 MHz	12.85389 GHz	-47.33 dBm	-22.33 dB
14.000 GHz	18.000 GHz	1.000 MHz	15.91151 GHz	-44.88 dBm	-19.88 dB
18.000 GHz	27.000 GHz	1.000 MHz	19.88065 GHz	-44.64 dBm	-19.64 dB

Date: 15.FEB.2019 16:29:09

N/A

LTE Band 5 / 5MHz+10MHz

Lowest Channel / QPSK

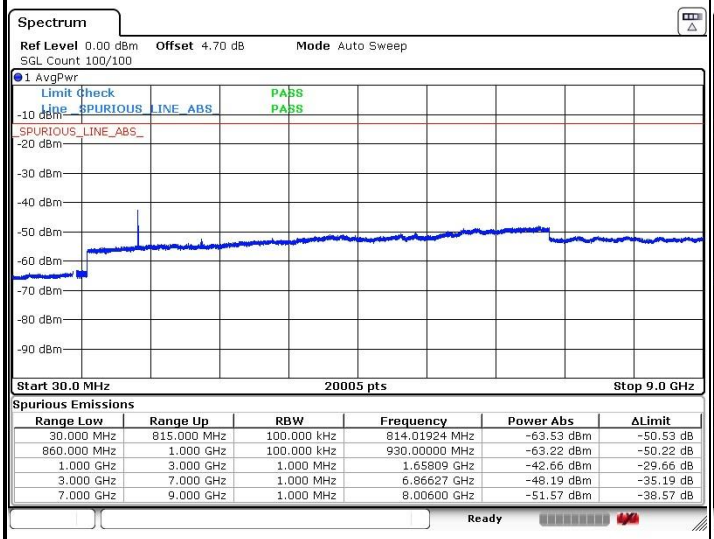

Spurious Emissions

Range Low	Range Up	RBW	Frequency	Power Abs	ΔLimit
30.000 MHz	815.000 MHz	100.000 kHz	814.01924 MHz	-63.53 dBm	-50.53 dB
860.000 MHz	1.000 GHz	100.000 kHz	930.00000 MHz	-63.22 dBm	-50.22 dB
1.000 GHz	3.000 GHz	1.000 MHz	1.65809 GHz	-42.66 dBm	-29.66 dB
3.000 GHz	7.000 GHz	1.000 MHz	6.86627 GHz	-48.19 dBm	-35.19 dB
7.000 GHz	9.000 GHz	1.000 MHz	8.00600 GHz	-51.57 dBm	-38.57 dB

Date: 21.FEB.2019 15:03:00

Lowest Channel / 16QAM

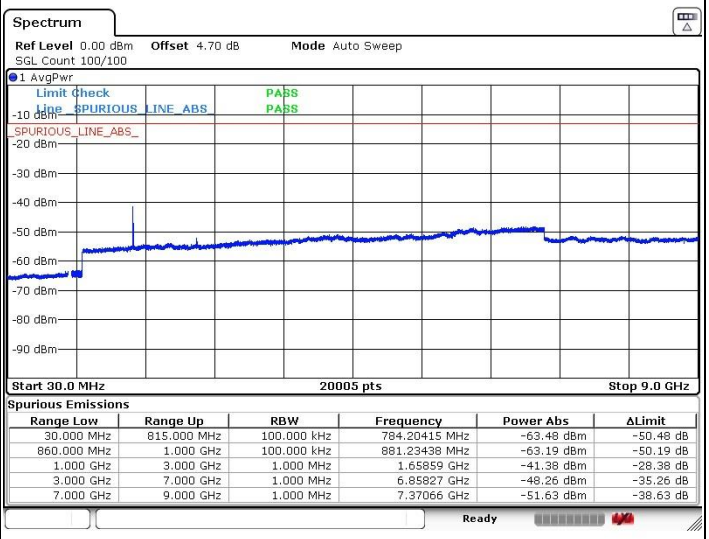

Spurious Emissions

Range Low	Range Up	RBW	Frequency	Power Abs	ΔLimit
30.000 MHz	815.000 MHz	100.000 kHz	784.20415 MHz	-63.48 dBm	-50.48 dB
860.000 MHz	1.000 GHz	100.000 kHz	881.23438 MHz	-63.19 dBm	-50.19 dB
1.000 GHz	3.000 GHz	1.000 MHz	1.65859 GHz	-41.38 dBm	-28.38 dB
3.000 GHz	7.000 GHz	1.000 MHz	6.85827 GHz	-48.26 dBm	-35.26 dB
7.000 GHz	9.000 GHz	1.000 MHz	7.37066 GHz	-51.63 dBm	-38.63 dB

Date: 21.FEB.2019 15:02:33

Lowest Channel 64QAM

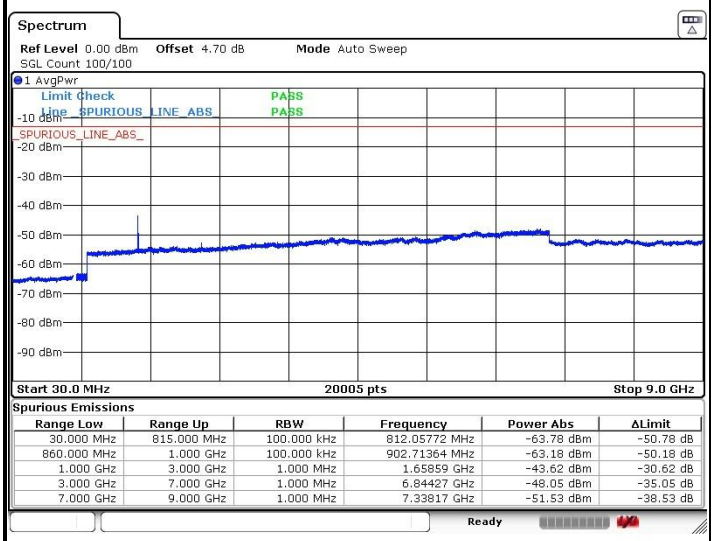

Spurious Emissions

Range Low	Range Up	RBW	Frequency	Power Abs	ΔLimit
30.000 MHz	815.000 MHz	100.000 kHz	812.05772 MHz	-63.78 dBm	-50.78 dB
860.000 MHz	1.000 GHz	100.000 kHz	902.71364 MHz	-63.18 dBm	-50.18 dB
1.000 GHz	3.000 GHz	1.000 MHz	1.65859 GHz	-43.62 dBm	-30.62 dB
3.000 GHz	7.000 GHz	1.000 MHz	6.84427 GHz	-48.05 dBm	-35.05 dB
7.000 GHz	9.000 GHz	1.000 MHz	7.33817 GHz	-51.53 dBm	-38.53 dB

Date: 21.FEB.2019 15:01:55

N/A

LTE Band 5 / 5MHz+10MHz

Middle Channel / QPSK

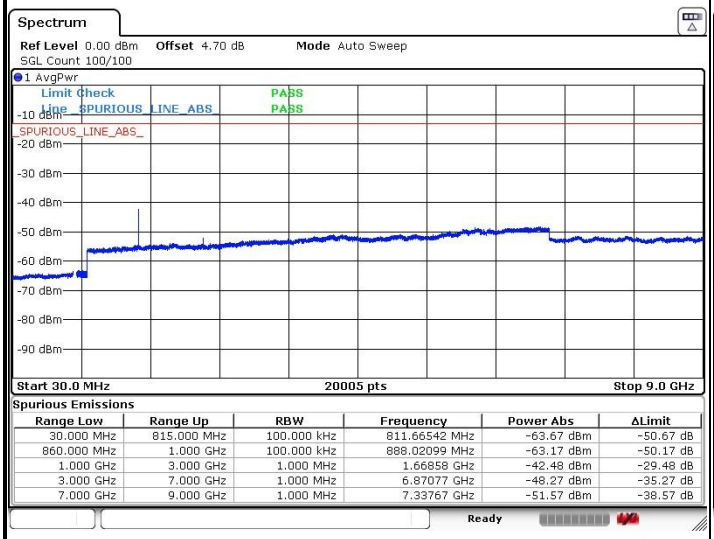

Spurious Emissions

Range Low	Range Up	RBW	Frequency	Power Abs	ΔLimit
30.000 MHz	815.000 MHz	100.000 kHz	811.66542 MHz	-63.67 dBm	-50.67 dB
860.000 MHz	1.000 GHz	100.000 kHz	888.02099 MHz	-63.17 dBm	-50.17 dB
1.000 GHz	3.000 GHz	1.000 MHz	1.66858 GHz	-42.48 dBm	-29.48 dB
3.000 GHz	7.000 GHz	1.000 MHz	6.87077 GHz	-48.27 dBm	-35.27 dB
7.000 GHz	9.000 GHz	1.000 MHz	7.33767 GHz	-51.57 dBm	-38.57 dB

Date: 21.FEB.2019 14:59:01

Middle Channel /16QAM

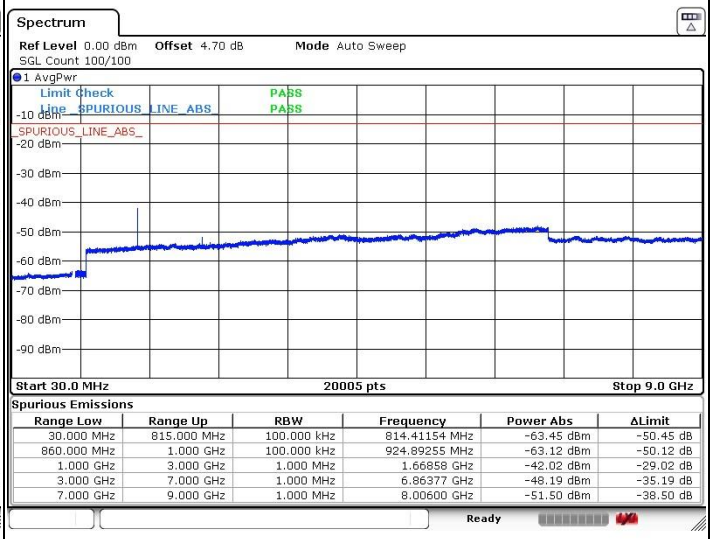

Spurious Emissions

Range Low	Range Up	RBW	Frequency	Power Abs	ΔLimit
30.000 MHz	815.000 MHz	100.000 kHz	814.41154 MHz	-63.45 dBm	-50.45 dB
860.000 MHz	1.000 GHz	100.000 kHz	924.89255 MHz	-63.12 dBm	-50.12 dB
1.000 GHz	3.000 GHz	1.000 MHz	1.66858 GHz	-42.02 dBm	-29.02 dB
3.000 GHz	7.000 GHz	1.000 MHz	6.86377 GHz	-48.19 dBm	-35.19 dB
7.000 GHz	9.000 GHz	1.000 MHz	8.00600 GHz	-51.50 dBm	-38.50 dB

Date: 21.FEB.2019 15:00:00

Middle Channel / 64QAM

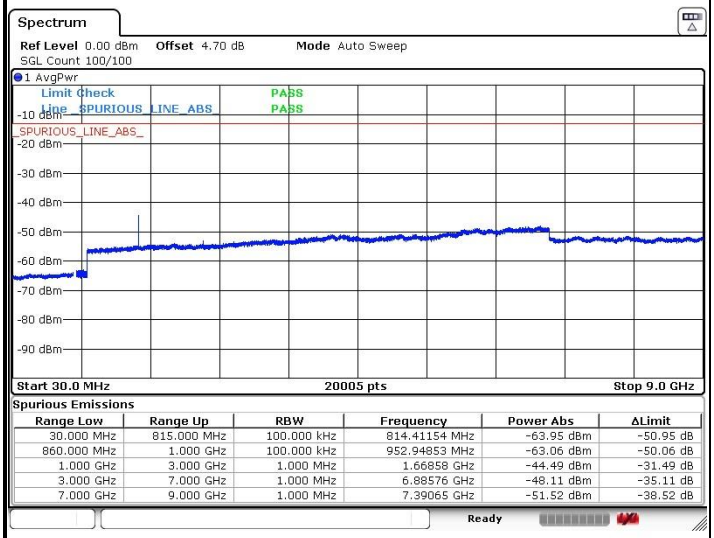

Spurious Emissions

Range Low	Range Up	RBW	Frequency	Power Abs	ΔLimit
30.000 MHz	815.000 MHz	100.000 kHz	814.41154 MHz	-63.95 dBm	-50.95 dB
860.000 MHz	1.000 GHz	100.000 kHz	952.94853 MHz	-63.06 dBm	-50.06 dB
1.000 GHz	3.000 GHz	1.000 MHz	1.66858 GHz	-44.49 dBm	-31.49 dB
3.000 GHz	7.000 GHz	1.000 MHz	6.88576 GHz	-48.11 dBm	-35.11 dB
7.000 GHz	9.000 GHz	1.000 MHz	7.39065 GHz	-51.52 dBm	-38.52 dB

Date: 21.FEB.2019 15:00:26

N/A

LTE Band 5 / 5MHz+10MHz

Highest Channel / QPSK

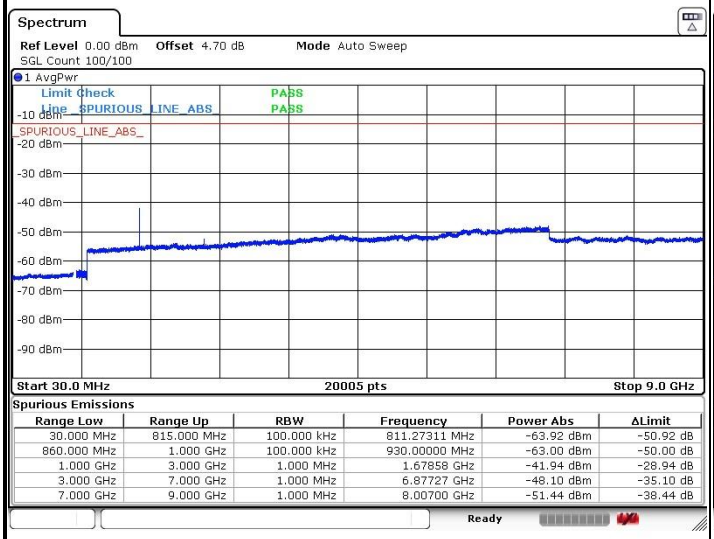

Spurious Emissions

Range Low	Range Up	RBW	Frequency	Power Abs	ΔLimit
30.000 MHz	815.000 MHz	100.000 kHz	811.27311 MHz	-63.92 dBm	-50.92 dB
860.000 MHz	1.000 GHz	100.000 kHz	930.00000 MHz	-63.00 dBm	-50.00 dB
1.000 GHz	3.000 GHz	1.000 MHz	1.67858 GHz	-41.94 dBm	-28.94 dB
3.000 GHz	7.000 GHz	1.000 MHz	6.87727 GHz	-48.10 dBm	-35.10 dB
7.000 GHz	9.000 GHz	1.000 MHz	8.00700 GHz	-51.44 dBm	-38.44 dB

Date: 21.FEB.2019 14:56:27

Highest Channel / 16QAM

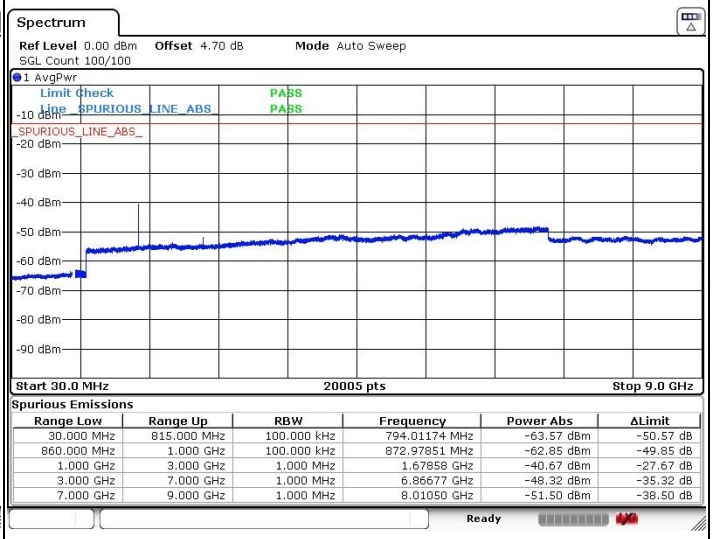

Spurious Emissions

Range Low	Range Up	RBW	Frequency	Power Abs	ΔLimit
30.000 MHz	815.000 MHz	100.000 kHz	794.01174 MHz	-63.57 dBm	-50.57 dB
860.000 MHz	1.000 GHz	100.000 kHz	872.97851 MHz	-62.85 dBm	-49.85 dB
1.000 GHz	3.000 GHz	1.000 MHz	1.67858 GHz	-40.67 dBm	-27.67 dB
3.000 GHz	7.000 GHz	1.000 MHz	6.86677 GHz	-48.32 dBm	-35.32 dB
7.000 GHz	9.000 GHz	1.000 MHz	8.01050 GHz	-51.50 dBm	-38.50 dB

Date: 21.FEB.2019 14:56:01

Highest Channel / 64QAM

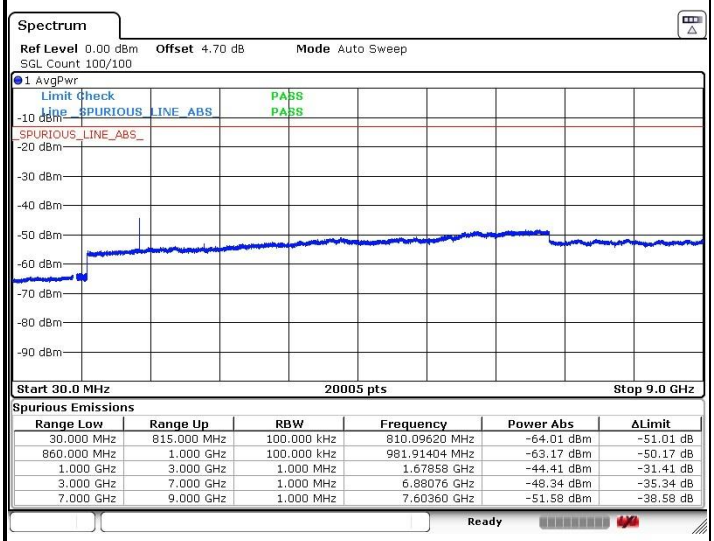

Spurious Emissions

Range Low	Range Up	RBW	Frequency	Power Abs	ΔLimit
30.000 MHz	815.000 MHz	100.000 kHz	810.09620 MHz	-64.01 dBm	-51.01 dB
860.000 MHz	1.000 GHz	100.000 kHz	981.91404 MHz	-63.17 dBm	-50.17 dB
1.000 GHz	3.000 GHz	1.000 MHz	1.67858 GHz	-44.41 dBm	-31.41 dB
3.000 GHz	7.000 GHz	1.000 MHz	6.88076 GHz	-48.34 dBm	-35.34 dB
7.000 GHz	9.000 GHz	1.000 MHz	7.60360 GHz	-51.58 dBm	-38.58 dB

Date: 21.FEB.2019 14:55:30

N/A

LTE Band 5 / 10MHz+5MHz

Lowest Channel / QPSK

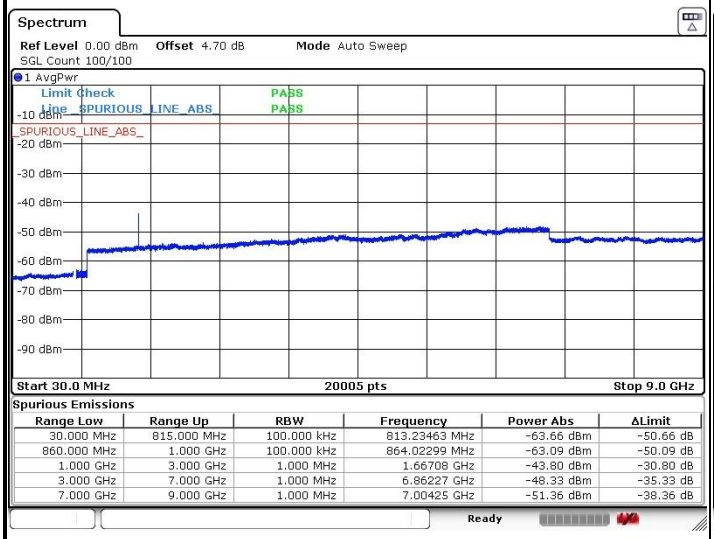

Spurious Emissions

Range Low	Range Up	RBW	Frequency	Power Abs	ΔLimit
30.000 MHz	815.000 MHz	100.000 kHz	813.23463 MHz	-63.66 dBm	-50.66 dB
860.000 MHz	1.000 GHz	100.000 kHz	864.02299 MHz	-63.09 dBm	-50.09 dB
1.000 GHz	3.000 GHz	1.000 MHz	1.66708 GHz	-43.80 dBm	-30.80 dB
3.000 GHz	7.000 GHz	1.000 MHz	6.86227 GHz	-48.33 dBm	-35.33 dB
7.000 GHz	9.000 GHz	1.000 MHz	7.00425 GHz	-51.36 dBm	-38.36 dB

Date: 21.FEB.2019 15:06:07

Lowest Channel / 16QAM

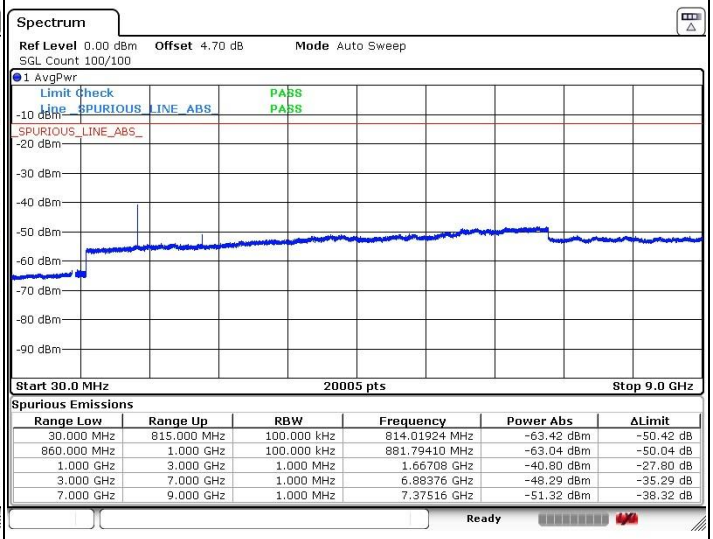

Spurious Emissions

Range Low	Range Up	RBW	Frequency	Power Abs	ΔLimit
30.000 MHz	815.000 MHz	100.000 kHz	814.01924 MHz	-63.42 dBm	-50.42 dB
860.000 MHz	1.000 GHz	100.000 kHz	881.79410 MHz	-63.04 dBm	-50.04 dB
1.000 GHz	3.000 GHz	1.000 MHz	1.66708 GHz	-40.80 dBm	-27.80 dB
3.000 GHz	7.000 GHz	1.000 MHz	6.88376 GHz	-48.29 dBm	-35.29 dB
7.000 GHz	9.000 GHz	1.000 MHz	7.37516 GHz	-51.32 dBm	-38.32 dB

Date: 21.FEB.2019 15:06:41

Lowest Channel / 64QAM

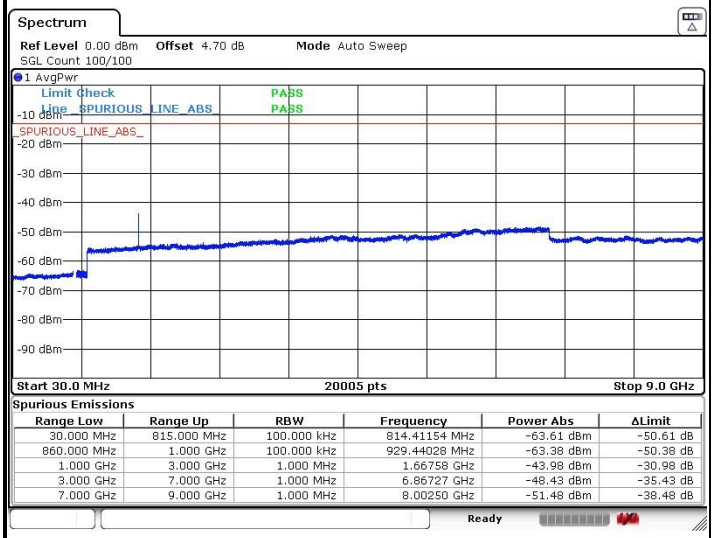

Spurious Emissions

Range Low	Range Up	RBW	Frequency	Power Abs	ΔLimit
30.000 MHz	815.000 MHz	100.000 kHz	814.41154 MHz	-63.61 dBm	-50.61 dB
860.000 MHz	1.000 GHz	100.000 kHz	929.44028 MHz	-63.38 dBm	-50.38 dB
1.000 GHz	3.000 GHz	1.000 MHz	1.66758 GHz	-43.98 dBm	-30.98 dB
3.000 GHz	7.000 GHz	1.000 MHz	6.86727 GHz	-48.43 dBm	-35.43 dB
7.000 GHz	9.000 GHz	1.000 MHz	8.00250 GHz	-51.48 dBm	-38.48 dB

Date: 21.FEB.2019 15:07:31

N/A

LTE Band 5 / 10MHz+5MHz

MiddleChannel / QPSK

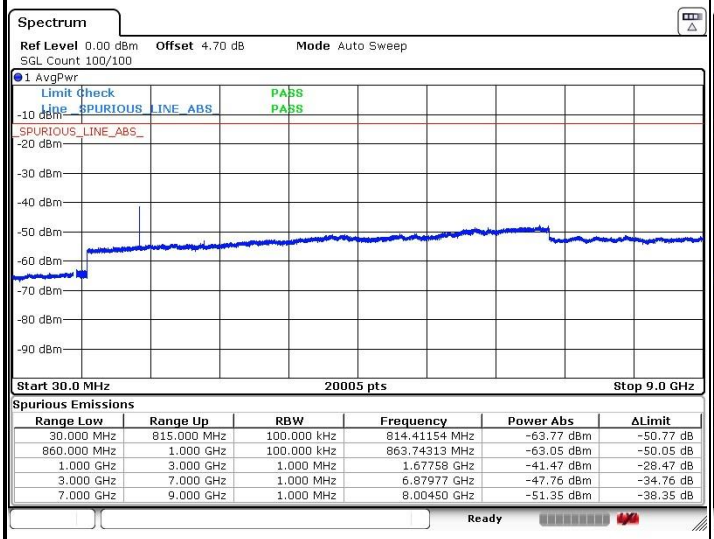

Spurious Emissions

Range Low	Range Up	RBW	Frequency	Power Abs	ΔLimit
30.000 MHz	815.000 MHz	100.000 kHz	814.41154 MHz	-63.77 dBm	-50.77 dB
860.000 MHz	1.000 GHz	100.000 kHz	863.74313 MHz	-63.05 dBm	-50.05 dB
1.000 GHz	3.000 GHz	1.000 MHz	1.67758 GHz	-41.47 dBm	-28.47 dB
3.000 GHz	7.000 GHz	1.000 MHz	6.87977 GHz	-47.76 dBm	-34.76 dB
7.000 GHz	9.000 GHz	1.000 MHz	8.00450 GHz	-51.35 dBm	-38.35 dB

Date: 21.FEB.2019 15:10:39

Middle Channel / 16QAM

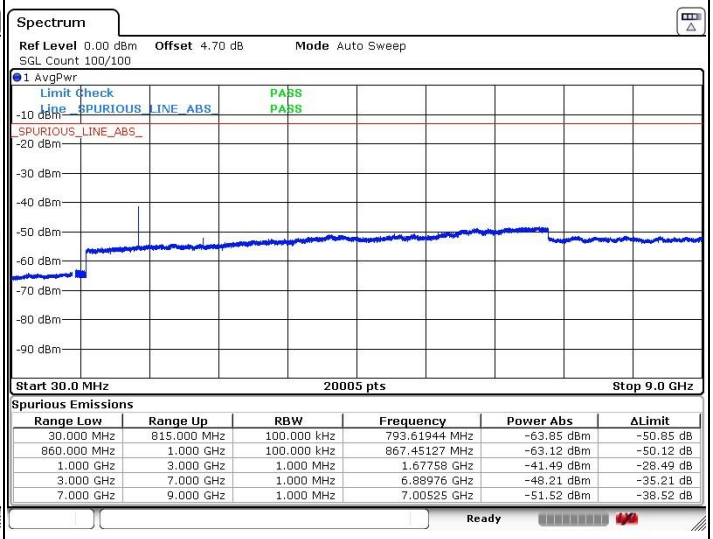

Spurious Emissions

Range Low	Range Up	RBW	Frequency	Power Abs	ΔLimit
30.000 MHz	815.000 MHz	100.000 kHz	793.61944 MHz	-63.85 dBm	-50.85 dB
860.000 MHz	1.000 GHz	100.000 kHz	867.45127 MHz	-63.12 dBm	-50.12 dB
1.000 GHz	3.000 GHz	1.000 MHz	1.67758 GHz	-41.49 dBm	-28.49 dB
3.000 GHz	7.000 GHz	1.000 MHz	6.88976 GHz	-48.21 dBm	-35.21 dB
7.000 GHz	9.000 GHz	1.000 MHz	7.00525 GHz	-51.52 dBm	-38.52 dB

Date: 21.FEB.2019 15:11:15

Middle Channel / 64QAM

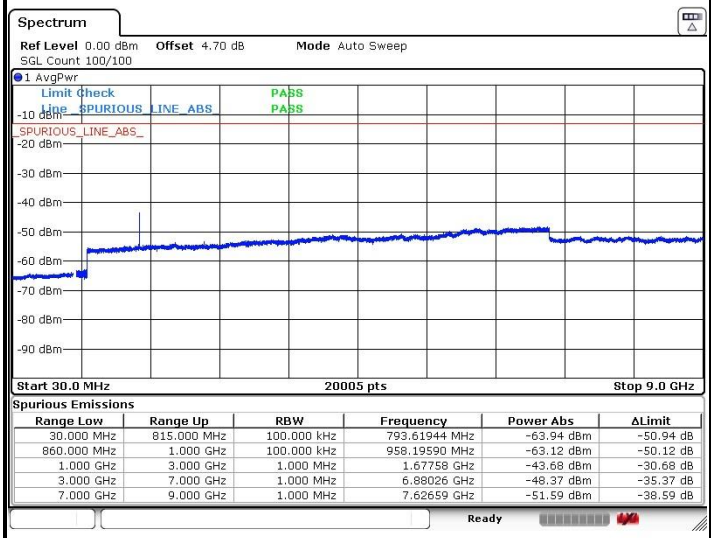

Spurious Emissions

Range Low	Range Up	RBW	Frequency	Power Abs	ΔLimit
30.000 MHz	815.000 MHz	100.000 kHz	793.61944 MHz	-63.94 dBm	-50.94 dB
860.000 MHz	1.000 GHz	100.000 kHz	958.19590 MHz	-63.12 dBm	-50.12 dB
1.000 GHz	3.000 GHz	1.000 MHz	1.67758 GHz	-43.68 dBm	-30.68 dB
3.000 GHz	7.000 GHz	1.000 MHz	6.88026 GHz	-48.37 dBm	-35.37 dB
7.000 GHz	9.000 GHz	1.000 MHz	7.62659 GHz	-51.59 dBm	-38.59 dB

Date: 21.FEB.2019 15:11:42

N/A

LTE Band 5 / 10MHz+5MHz

Highest Channel / QPSK

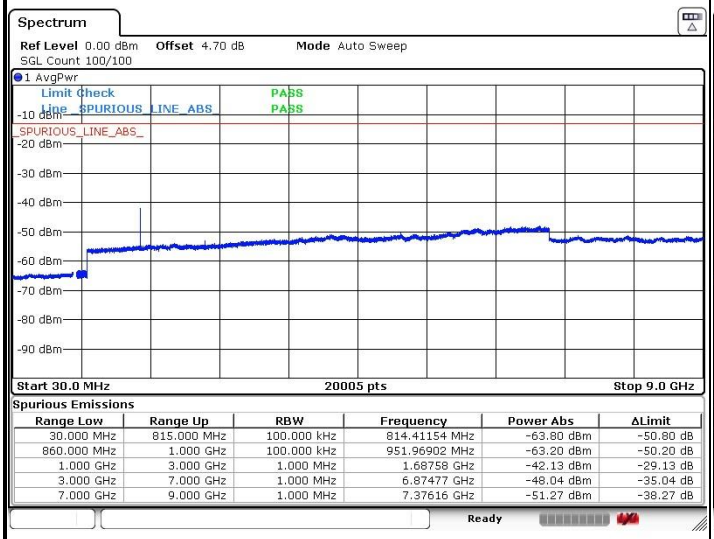

Spurious Emissions

Range Low	Range Up	RBW	Frequency	Power Abs	ΔLimit
30.000 MHz	815.000 MHz	100.000 kHz	814.41154 MHz	-63.80 dBm	-50.80 dB
860.000 MHz	1.000 GHz	100.000 kHz	951.96902 MHz	-63.20 dBm	-50.20 dB
1.000 GHz	3.000 GHz	1.000 MHz	1.68758 GHz	-42.13 dBm	-29.13 dB
3.000 GHz	7.000 GHz	1.000 MHz	6.87477 GHz	-48.04 dBm	-35.04 dB
7.000 GHz	9.000 GHz	1.000 MHz	7.37616 GHz	-51.27 dBm	-38.27 dB

Date: 21.FEB.2019 15:14:13

Highest Channel / 16QAM

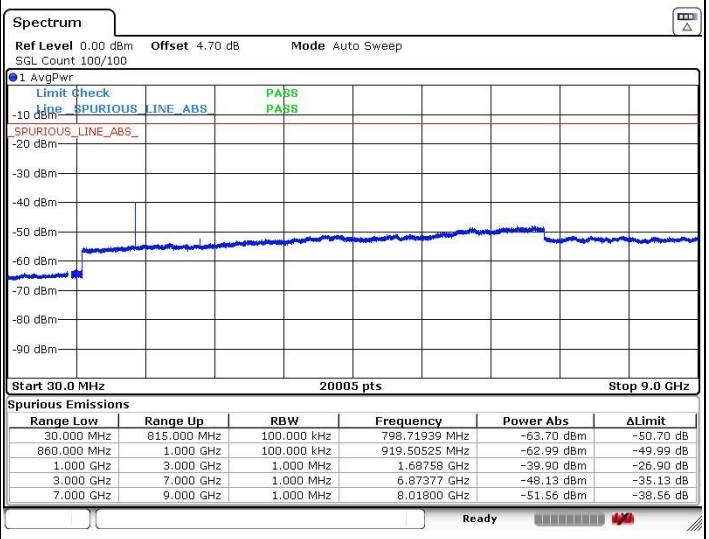

Spurious Emissions

Range Low	Range Up	RBW	Frequency	Power Abs	ΔLimit
30.000 MHz	815.000 MHz	100.000 kHz	798.71939 MHz	-63.70 dBm	-50.70 dB
860.000 MHz	1.000 GHz	100.000 kHz	919.50525 MHz	-62.99 dBm	-49.99 dB
1.000 GHz	3.000 GHz	1.000 MHz	1.68758 GHz	-39.90 dBm	-26.90 dB
3.000 GHz	7.000 GHz	1.000 MHz	6.87377 GHz	-48.13 dBm	-35.13 dB
7.000 GHz	9.000 GHz	1.000 MHz	8.01800 GHz	-51.56 dBm	-38.56 dB

Date: 21.FEB.2019 15:14:50

Highest Channel / 64QAM

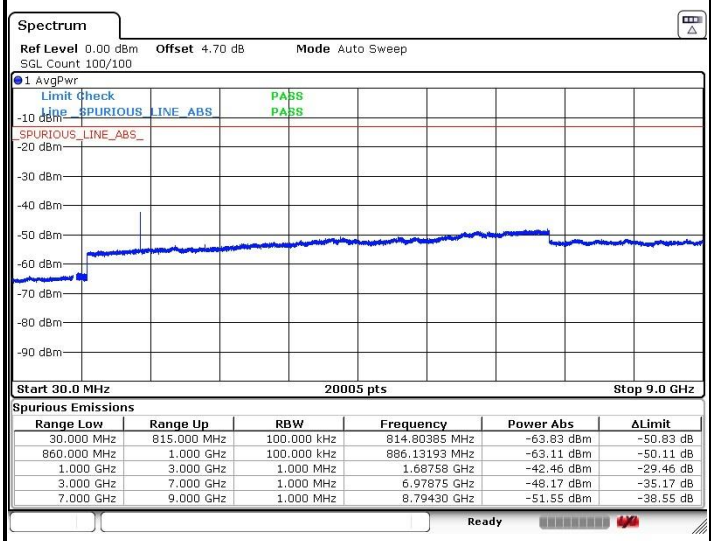

Spurious Emissions

Range Low	Range Up	RBW	Frequency	Power Abs	ΔLimit
30.000 MHz	815.000 MHz	100.000 kHz	814.80385 MHz	-63.83 dBm	-50.83 dB
860.000 MHz	1.000 GHz	100.000 kHz	886.13193 MHz	-63.11 dBm	-50.11 dB
1.000 GHz	3.000 GHz	1.000 MHz	1.68758 GHz	-42.46 dBm	-29.46 dB
3.000 GHz	7.000 GHz	1.000 MHz	6.97875 GHz	-48.17 dBm	-35.17 dB
7.000 GHz	9.000 GHz	1.000 MHz	8.79430 GHz	-51.55 dBm	-38.55 dB

Date: 21.FEB.2019 15:15:18

N/A

LTE Band 5 / 10MHz+10MHz

Lowest Channel / QPSK

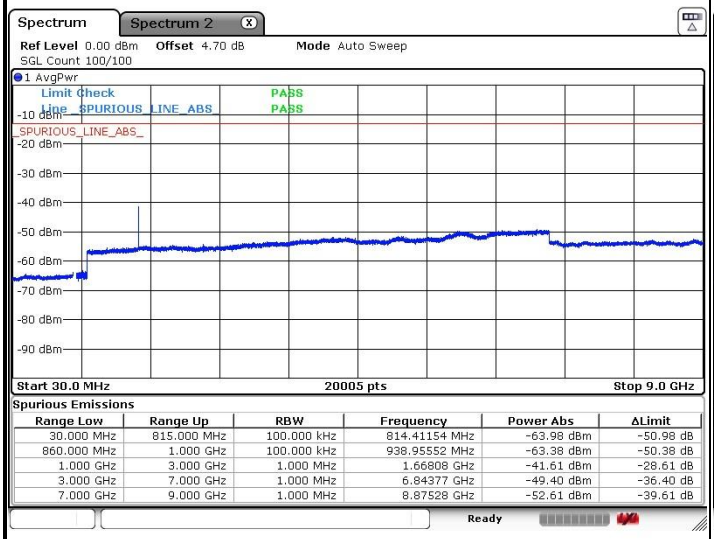

Spurious Emissions

Range Low	Range Up	RBW	Frequency	Power Abs	ΔLimit
30.000 MHz	815.000 MHz	100.000 kHz	814.41154 MHz	-63.98 dBm	-50.98 dB
860.000 MHz	1.000 GHz	100.000 kHz	938.95552 MHz	-63.38 dBm	-50.38 dB
1.000 GHz	3.000 GHz	1.000 MHz	1.66808 GHz	-41.61 dBm	-28.61 dB
3.000 GHz	7.000 GHz	1.000 MHz	6.84377 GHz	-49.40 dBm	-36.40 dB
7.000 GHz	9.000 GHz	1.000 MHz	8.87528 GHz	-52.61 dBm	-39.61 dB

Date: 21.FEB.2019 14:19:05

Lowest Channel / 16QAM

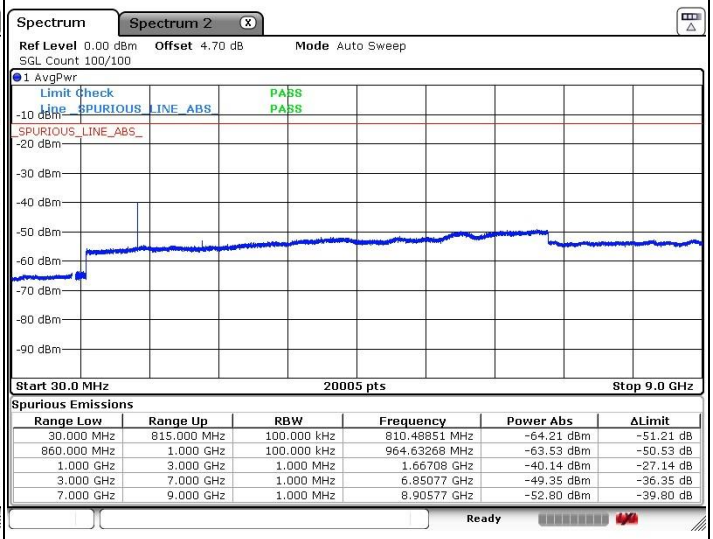

Spurious Emissions

Range Low	Range Up	RBW	Frequency	Power Abs	ΔLimit
30.000 MHz	815.000 MHz	100.000 kHz	810.48851 MHz	-64.21 dBm	-51.21 dB
860.000 MHz	1.000 GHz	100.000 kHz	964.63268 MHz	-63.53 dBm	-50.53 dB
1.000 GHz	3.000 GHz	1.000 MHz	1.66708 GHz	-40.14 dBm	-27.14 dB
3.000 GHz	7.000 GHz	1.000 MHz	6.85077 GHz	-49.35 dBm	-36.35 dB
7.000 GHz	9.000 GHz	1.000 MHz	8.90577 GHz	-52.80 dBm	-39.80 dB

Date: 21.FEB.2019 14:18:37

Lowest Channel / 64QAM

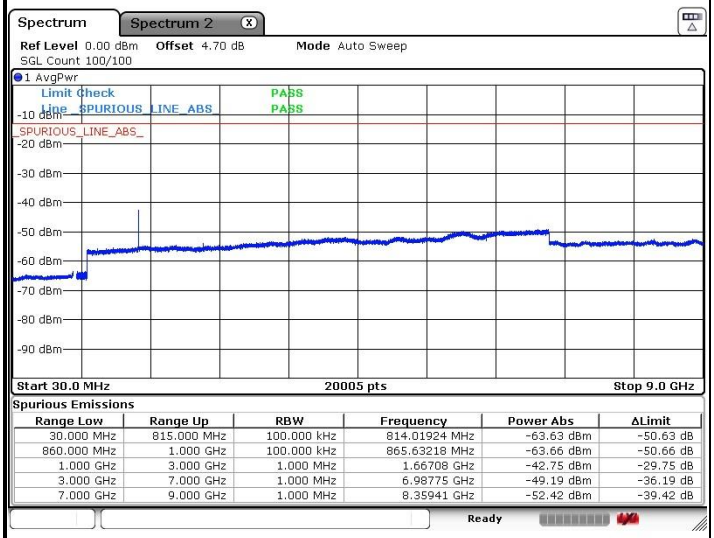

Spurious Emissions

Range Low	Range Up	RBW	Frequency	Power Abs	ΔLimit
30.000 MHz	815.000 MHz	100.000 kHz	814.01924 MHz	-63.63 dBm	-50.63 dB
860.000 MHz	1.000 GHz	100.000 kHz	865.63218 MHz	-63.66 dBm	-50.66 dB
1.000 GHz	3.000 GHz	1.000 MHz	1.66708 GHz	-42.75 dBm	-29.75 dB
3.000 GHz	7.000 GHz	1.000 MHz	6.98775 GHz	-49.19 dBm	-36.19 dB
7.000 GHz	9.000 GHz	1.000 MHz	8.35941 GHz	-52.42 dBm	-39.42 dB

Date: 21.FEB.2019 14:17:27

N/A

LTE Band 5 / 10MHz+10MHz

Middle Channel / QPSK

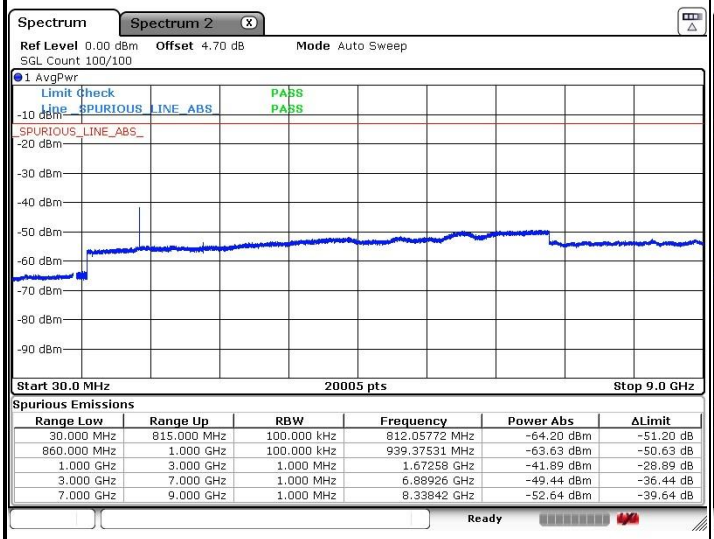

Spurious Emissions

Range Low	Range Up	RBW	Frequency	Power Abs	ΔLimit
30.000 MHz	815.000 MHz	100.000 kHz	812.05772 MHz	-64.20 dBm	-51.20 dB
860.000 MHz	1.000 GHz	100.000 kHz	939.37531 MHz	-63.63 dBm	-50.63 dB
1.000 GHz	3.000 GHz	1.000 MHz	1.67258 GHz	-41.89 dBm	-28.89 dB
3.000 GHz	7.000 GHz	1.000 MHz	6.88926 GHz	-49.44 dBm	-36.44 dB
7.000 GHz	9.000 GHz	1.000 MHz	8.33842 GHz	-52.64 dBm	-39.64 dB

Date: 21.FEB.2019 14:20:06

Middle Channel / 16QAM

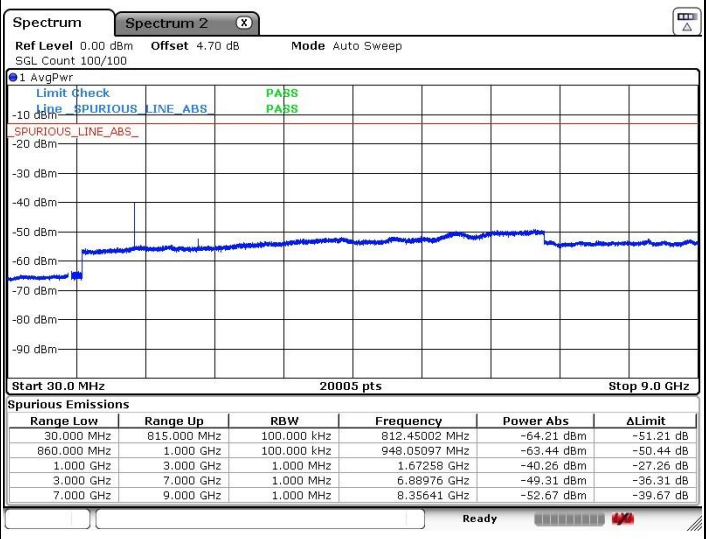

Spurious Emissions

Range Low	Range Up	RBW	Frequency	Power Abs	ΔLimit
30.000 MHz	815.000 MHz	100.000 kHz	812.45002 MHz	-64.21 dBm	-51.21 dB
860.000 MHz	1.000 GHz	100.000 kHz	948.05097 MHz	-63.44 dBm	-50.44 dB
1.000 GHz	3.000 GHz	1.000 MHz	1.67258 GHz	-40.26 dBm	-27.26 dB
3.000 GHz	7.000 GHz	1.000 MHz	6.88976 GHz	-49.31 dBm	-36.31 dB
7.000 GHz	9.000 GHz	1.000 MHz	8.35641 GHz	-52.67 dBm	-39.67 dB

Date: 21.FEB.2019 14:20:34

Middle Channel / 64QAM

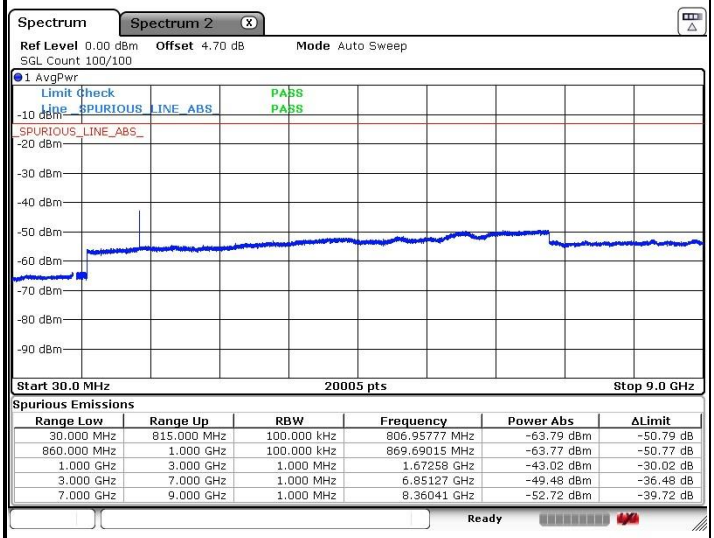

Spurious Emissions

Range Low	Range Up	RBW	Frequency	Power Abs	ΔLimit
30.000 MHz	815.000 MHz	100.000 kHz	806.95777 MHz	-63.79 dBm	-50.79 dB
860.000 MHz	1.000 GHz	100.000 kHz	869.69015 MHz	-63.77 dBm	-50.77 dB
1.000 GHz	3.000 GHz	1.000 MHz	1.67258 GHz	-43.02 dBm	-30.02 dB
3.000 GHz	7.000 GHz	1.000 MHz	6.85127 GHz	-49.48 dBm	-36.48 dB
7.000 GHz	9.000 GHz	1.000 MHz	8.36041 GHz	-52.72 dBm	-39.72 dB

Date: 21.FEB.2019 14:21:02

N/A

LTE Band 5 / 10MHz+10MHz

Highest Channel / QPSK

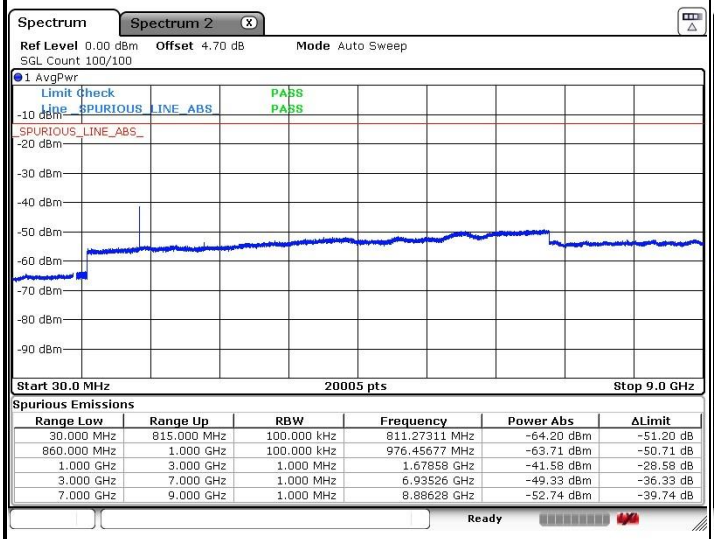

Spurious Emissions

Range Low	Range Up	RBW	Frequency	Power Abs	ΔLimit
30.000 MHz	815.000 MHz	100.000 kHz	811.27311 MHz	-64.20 dBm	-51.20 dB
860.000 MHz	1.000 GHz	100.000 kHz	976.45677 MHz	-63.71 dBm	-50.71 dB
1.000 GHz	3.000 GHz	1.000 MHz	1.67858 GHz	-41.58 dBm	-28.58 dB
3.000 GHz	7.000 GHz	1.000 MHz	6.93526 GHz	-49.33 dBm	-36.33 dB
7.000 GHz	9.000 GHz	1.000 MHz	8.88628 GHz	-52.74 dBm	-39.74 dB

Date: 21.FEB.2019 14:22:49

Highest Channel / 16QAM

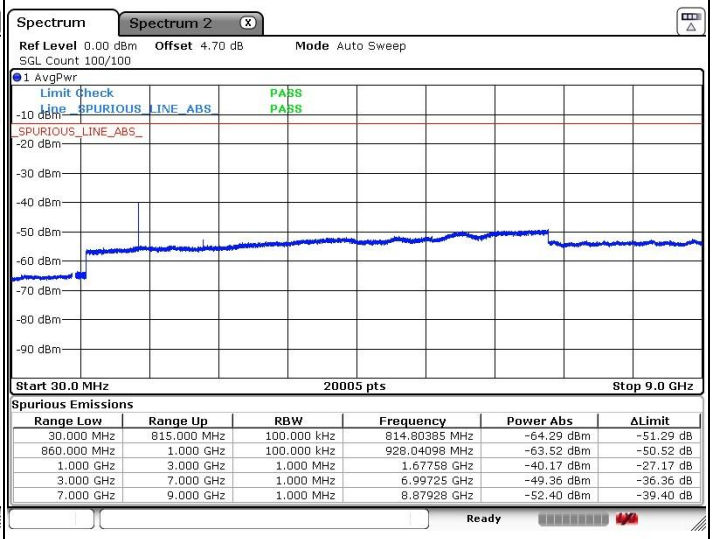

Spurious Emissions

Range Low	Range Up	RBW	Frequency	Power Abs	ΔLimit
30.000 MHz	815.000 MHz	100.000 kHz	814.80385 MHz	-64.29 dBm	-51.29 dB
860.000 MHz	1.000 GHz	100.000 kHz	928.04098 MHz	-63.52 dBm	-50.52 dB
1.000 GHz	3.000 GHz	1.000 MHz	1.67758 GHz	-40.17 dBm	-27.17 dB
3.000 GHz	7.000 GHz	1.000 MHz	6.99725 GHz	-49.36 dBm	-36.36 dB
7.000 GHz	9.000 GHz	1.000 MHz	8.87928 GHz	-52.40 dBm	-39.40 dB

Date: 21.FEB.2019 14:22:23

Highest Channel / 64QAM

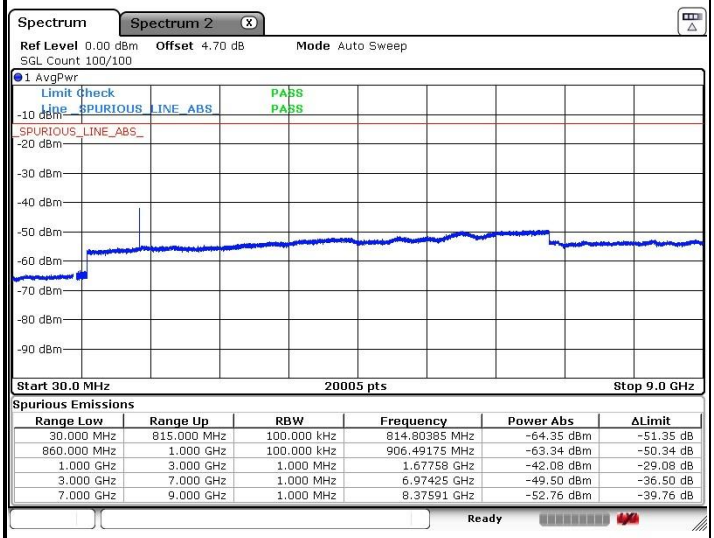

Spurious Emissions

Range Low	Range Up	RBW	Frequency	Power Abs	ΔLimit
30.000 MHz	815.000 MHz	100.000 kHz	814.80385 MHz	-64.35 dBm	-51.35 dB
860.000 MHz	1.000 GHz	100.000 kHz	906.49175 MHz	-63.34 dBm	-50.34 dB
1.000 GHz	3.000 GHz	1.000 MHz	1.67758 GHz	-42.08 dBm	-29.08 dB
3.000 GHz	7.000 GHz	1.000 MHz	6.97425 GHz	-49.50 dBm	-36.50 dB
7.000 GHz	9.000 GHz	1.000 MHz	8.37591 GHz	-52.76 dBm	-39.76 dB

Date: 21.FEB.2019 14:21:55

N/A

Frequency Stability

Test Conditions		LTE Band 7 (QPSK) / Middle Channel	Limit
Temperature (°C)	Voltage (Volt)	BW 10MHz	Note 2.
		Deviation (ppm)	Result
50	Normal Voltage	0.0002	PASS
40	Normal Voltage	0.0016	
30	Normal Voltage	0.0008	
20(Ref.)	Normal Voltage	0.0000	
10	Normal Voltage	0.0003	
0	Normal Voltage	0.0023	
-10	Normal Voltage	0.0015	
-20	Normal Voltage	0.0002	
-30	Normal Voltage	0.0005	
20	Maximum Voltage	0.0022	
20	Normal Voltage	0.0000	
20	Battery End Point	0.0021	

Note:

1. Normal Voltage =3.6 V.；Battery End Point (BEP) =3.8 V.；Maximum Voltage =4.4 V.
2. Note: The frequency fundamental emissions stay within the authorized frequency block.

Test Conditions		LTE Band 12 (QPSK) / Middle Channel	Limit
Temperature (°C)	Voltage (Volt)	BW 10MHz	Note 2.
		Deviation (ppm)	Result
50	Normal Voltage	0.0014	PASS
40	Normal Voltage	0.0066	
30	Normal Voltage	0.0086	
20(Ref.)	Normal Voltage	0.0000	
10	Normal Voltage	0.0011	
0	Normal Voltage	0.0068	
-10	Normal Voltage	0.0008	
-20	Normal Voltage	0.0082	
-30	Normal Voltage	0.0073	
20	Maximum Voltage	0.0083	
20	Normal Voltage	0.0000	
20	Battery End Point	0.0112	

Note:

1. Normal Voltage =3.8 V.；Battery End Point (BEP) =3.6 V.；Maximum Voltage =4.4 V.
2. Note: The frequency fundamental emissions stay within the authorized frequency block.

Test Conditions		LTE Band 13 (QPSK) / Middle Channel	Limit
Temperature (°C)	Voltage (Volt)	BW 10MHz	Note 2.
		Deviation (ppm)	Result
50	Normal Voltage	0.0014	PASS
40	Normal Voltage	0.0004	
30	Normal Voltage	0.0047	
20(Ref.)	Normal Voltage	0.0000	
10	Normal Voltage	0.0052	
0	Normal Voltage	0.0063	
-10	Normal Voltage	0.0010	
-20	Normal Voltage	0.0058	
-30	Normal Voltage	0.0065	
20	Maximum Voltage	0.0006	
20	Normal Voltage	0.0000	
20	Battery End Point	0.0042	

Note:

1. Normal Voltage =3.8 V.；Battery End Point (BEP) =3.4 V.；Maximum Voltage =4.35 V.
2. Note: The frequency fundamental emissions stay within the authorized frequency block.

Test Conditions		LTE Band 25 (QPSK) / Middle Channel	Limit
Temperature (°C)	Voltage (Volt)	BW 10MHz	Note 2.
		Deviation (ppm)	Result
50	Normal Voltage	0.0018	PASS
40	Normal Voltage	0.0028	
30	Normal Voltage	0.0015	
20(Ref.)	Normal Voltage	0.0000	
10	Normal Voltage	0.0021	
0	Normal Voltage	0.0013	
-10	Normal Voltage	0.0005	
-20	Normal Voltage	0.0014	
-30	Normal Voltage	0.0022	
20	Maximum Voltage	0.0002	
20	Normal Voltage	0.0000	
20	Battery End Point	0.0017	

Note:

1. Normal Voltage =3.8 V.；Battery End Point (BEP) =3.6 V.；Maximum Voltage =4.4 V.
2. Note: The frequency fundamental emissions stay within the authorized frequency block.

Test Conditions		LTE Band 26 (QPSK) / Middle Channel	Limit
Temperature (°C)	Voltage (Volt)	BW 10MHz	2.5ppm
		Deviation (ppm)	Result
50	Normal Voltage	0.0085	PASS
40	Normal Voltage	0.0062	
30	Normal Voltage	0.0016	
20(Ref.)	Normal Voltage	0.0000	
10	Normal Voltage	0.0087	
0	Normal Voltage	0.0065	
-10	Normal Voltage	0.0026	
-20	Normal Voltage	0.0006	
-30	Normal Voltage	0.0071	
20	Maximum Voltage	0.0022	
20	Normal Voltage	0.0000	
20	Battery End Point	0.0080	

Note: Normal Voltage =3.8 V.；Battery End Point (BEP) =3.6 V.；Maximum Voltage =4.4 V.

Test Conditions		LTE Band 41 (QPSK) / Middle Channel	Limit
Temperature (°C)	Voltage (Volt)	BW 10MHz	Note 2.
		Deviation (ppm)	Result
50	Normal Voltage	0.0010	PASS
40	Normal Voltage	0.0016	
30	Normal Voltage	0.0015	
20(Ref.)	Normal Voltage	0.0000	
10	Normal Voltage	0.0017	
0	Normal Voltage	0.0007	
-10	Normal Voltage	0.0013	
-20	Normal Voltage	0.0010	
-30	Normal Voltage	0.0007	
20	Maximum Voltage	0.0009	
20	Normal Voltage	0.0000	
20	Battery End Point	0.0013	

Note:

1. Normal Voltage =3.8 V.；Battery End Point (BEP) =3.4 V.；Maximum Voltage =4.35 V.
2. Note: The frequency fundamental emissions stay within the authorized frequency block.

Test Conditions		LTE Band 66 (QPSK) / Middle Channel	Limit
Temperature (°C)	Voltage (Volt)	BW 10MHz	Note 2.
		Deviation (ppm)	Result
50	Normal Voltage	0.0012	PASS
40	Normal Voltage	0.0027	
30	Normal Voltage	0.0003	
20(Ref.)	Normal Voltage	0.0000	
10	Normal Voltage	0.0342	
0	Normal Voltage	0.0005	
-10	Normal Voltage	0.0002	
-20	Normal Voltage	0.0019	
-30	Normal Voltage	0.0005	
20	Maximum Voltage	0.0027	
20	Normal Voltage	0.0000	
20	Battery End Point	0.0007	

Note:

1. Normal Voltage =3.8 V.；Battery End Point (BEP) =3.6 V.；Maximum Voltage =4.4 V.
2. Note: The frequency fundamental emissions stay within the authorized frequency block.

Test Conditions		LTE Band 71 (QPSK) / Middle Channel	Limit
Temperature (°C)	Voltage (Volt)	BW 10MHz	Note 2.
		Deviation (ppm)	Result
50	Normal Voltage	0.0052	PASS
40	Normal Voltage	0.0032	
30	Normal Voltage	0.0009	
20(Ref.)	Normal Voltage	0.0000	
10	Normal Voltage	0.0034	
0	Normal Voltage	0.0025	
-10	Normal Voltage	0.0004	
-20	Normal Voltage	0.0046	
-30	Normal Voltage	0.0019	
20	Maximum Voltage	0.0042	
20	Normal Voltage	0.0000	
20	Battery End Point	0.0004	

Note:

1. Normal Voltage =3.6 V.；Battery End Point (BEP) =3.8 V.；Maximum Voltage =4.4 V.
2. Note: The frequency fundamental emissions stay within the authorized frequency block.

Appendix B. Test Results of Radiated Test

Radiated Spurious Emission

LTE Band 7 / 20MHz / QPSK								
Channel	Frequency (MHz)	EIRP (dBm)	Limit (dBm)	Over Limit (dB)	S.G. Power (dBm)	TX Cable loss (dB)	TX Antenna Gain (dBi)	Polarization (H/V)
Lowest	5004	-44.41	-25	-19.41	-54.62	3.03	13.24	H
	7504	-56.56	-25	-31.56	-66.01	3.56	13.01	H
	10000	-57.65	-25	-32.65	-67.17	3.92	13.44	H
	5000	-41.64	-25	-16.64	-51.85	3.03	13.24	V
	7504	-57.19	-25	-32.19	-66.64	3.56	13.01	V
	10000	-58.87	-25	-33.87	-68.39	3.92	13.44	V
Middle	5052	-44.30	-25	-19.30	-54.51	3.03	13.24	H
	7580	-54.56	-25	-29.56	-64.01	3.56	13.01	H
	10100	-57.01	-25	-32.01	-66.53	3.92	13.44	H
	5052	-43.41	-25	-18.41	-53.62	3.03	13.24	V
	7580	-57.93	-25	-32.93	-67.38	3.56	13.01	V
	10100	-58.21	-25	-33.21	-67.73	3.92	13.44	V
Highest	5100	-46.69	-25	-21.69	-56.90	3.03	13.24	H
	7652	-57.43	-25	-32.43	-66.88	3.56	13.01	H
	10200	-57.38	-25	-32.38	-66.90	3.92	13.44	H
	5104	-46.52	-25	-21.52	-56.73	3.03	13.24	V
	7652	-57.07	-25	-32.07	-66.52	3.56	13.01	V
	10200	-57.95	-25	-32.95	-67.47	3.92	13.44	V

Remark: Spurious emissions within 30-1000MHz were found more than 20dB below limit line.

LTE Band 12 / 10MHz / QPSK								
Channel	Frequency (MHz)	ERP (dBm)	Limit (dBm)	Over Limit (dB)	S.G. Power (dBm)	TX Cable loss (dB)	TX Antenna Gain (dBi)	Polarization (H/V)
Lowest	1400	-68.68	-13	-55.68	-69.89	2.319	5.68	H
	2098	-66.87	-13	-53.87	-67.50	3.02	5.80	H
	2798	-65.49	-13	-52.49	-67.95	3.27	7.88	H
	1400	-68.59	-13	-55.59	-69.80	2.32	5.68	V
	2098	-66.86	-13	-53.86	-67.49	3.02	5.80	V
	2798	-65.64	-13	-52.64	-68.10	3.27	7.88	V
Middle	1406	-67.45	-13	-54.45	-68.66	2.319	5.68	H
	2108	-51.98	-13	-38.98	-52.61	3.02	5.80	H
	2812	-65.06	-13	-52.06	-67.52	3.27	7.88	H
	1406	-63.68	-13	-50.68	-64.89	2.32	5.68	V
	2110	-62.43	-13	-49.43	-63.06	3.02	5.80	V
	2812	-65.00	-13	-52.00	-67.46	3.27	7.88	V
Highest	1414	-68.16	-13	-55.16	-69.37	2.319	5.68	H
	2120	-61.33	-13	-48.33	-61.96	3.02	5.80	H
	2826	-64.80	-13	-51.80	-67.26	3.27	7.88	H
	1414	-65.06	-13	-52.06	-66.27	2.32	5.68	V
	2120	-58.50	-13	-45.50	-59.13	3.02	5.80	V
	2826	-64.90	-13	-51.90	-67.36	3.27	7.88	V

Remark: Spurious emissions within 30-1000MHz were found more than 20dB below limit line.

LTE Band 13 / 5MHz / QPSK								
Channel	Frequency (MHz)	ERP (dBm)	Limit (dBm)	Over Limit (dB)	S.G. Power (dBm)	TX Cable loss (dB)	TX Antenna Gain (dBi)	Polarization (H/V)
Lowest	1554	-67.18	-13	-54.18	-68.89	2.23	6.09	H
	2332	-49.99	-13	-36.99	-50.52	2.83	5.51	H
	3108	-62.23	-13	-49.23	-64.17	3.21	7.30	H
	1554.68	-65.76	-13	-52.76	-67.47	2.23	6.09	V
	2332	-46.09	-13	-33.09	-46.62	2.83	5.51	V
	3108	-62.28	-13	-49.28	-64.22	3.21	7.30	V
Middle	1560	-65.08	-40	-25.08	-68.94	2.23	6.09	H
	2340	-50.88	-13	-37.88	-51.41	2.83	5.51	H
	3120	-63.10	-13	-50.10	-65.04	3.21	7.30	H
	1560	-64.43	-40	-24.43	-68.29	2.23	6.09	V
	2340	-47.37	-13	-34.37	-47.90	2.83	5.51	V
	3120	-62.23	-13	-49.23	-64.17	3.21	7.30	V
Highest	1564	-64.57	-40	-24.57	-68.43	2.23	6.09	H
	2348	-44.33	-13	-31.33	-44.86	2.83	5.51	H
	3132	-63.13	-13	-50.13	-65.07	3.21	7.30	H
	1564	-64.48	-40	-24.48	-68.34	2.23	6.09	V
	2348	-45.96	-13	-32.96	-46.49	2.83	5.51	V
	3132	-61.46	-13	-48.46	-63.40	3.21	7.30	V

Remark: Spurious emissions within 30-1000MHz were found more than 20dB below limit line.

LTE Band 13 / 10MHz / QPSK								
Channel	Frequency (MHz)	ERP (dBm)	Limit (dBm)	Over Limit (dB)	S.G. Power (dBm)	TX Cable loss (dB)	TX Antenna Gain (dBi)	Polarization (H/V)
Middle	1556	-64.90	-13	-51.90	-66.61	2.23	6.09	H
	2332	-47.24	-13	-34.24	-47.77	2.83	5.51	H
	3108	-62.00	-13	-49.00	-63.94	3.21	7.30	H
	1556	-64.01	-13	-51.01	-65.72	2.23	6.09	V
	2332	-50.80	-13	-37.80	-51.33	2.83	5.51	V
	3108	-60.51	-13	-47.51	-62.45	3.21	7.30	V

Remark: Spurious emissions within 30-1000MHz were found more than 20dB below limit line.

LTE Band 25 / 20MHz / QPSK								
Channel	Frequency (MHz)	EIRP (dBm)	Limit (dBm)	Over Limit (dB)	S.G. Power (dBm)	TX Cable loss (dB)	TX Antenna Gain (dBi)	Polarization (H/V)
Lowest	3702	-59.42	-13	-46.42	-64.29	3.55	8.42	H
	5553	-57.69	-13	-44.69	-64.03	4.34	10.68	H
	7404	-52.53	-13	-39.53	-59.33	5.14	11.94	H
	3702	-60.00	-13	-47.00	-64.87	3.55	8.42	V
	5553	-57.61	-13	-44.61	-63.95	4.34	10.68	V
	7404	-52.30	-13	-39.30	-59.10	5.14	11.94	V
Middle	3741	-61.35	-13	-48.35	-66.22	3.55	8.42	H
	5613	-55.24	-13	-42.24	-61.58	4.34	10.68	H
	7485	-52.36	-13	-39.36	-59.16	5.14	11.94	H
	3741	-61.25	-13	-48.25	-66.12	3.55	8.42	V
	5613	-57.29	-13	-44.29	-63.63	4.34	10.68	V
	7485	-52.13	-13	-39.13	-58.93	5.14	11.94	V
Highest	3792	-60.77	-13	-47.77	-65.64	3.55	8.42	H
	5688	-57.32	-13	-44.32	-63.66	4.34	10.68	H
	7584	-52.09	-13	-39.09	-58.89	5.14	11.94	H
	3792	-60.67	-13	-47.67	-65.54	3.55	8.42	V
	5688	-57.48	-13	-44.48	-63.82	4.34	10.68	V
	7584	-51.42	-13	-38.42	-58.22	5.14	11.94	V

Remark: Spurious emissions within 30-1000MHz were found more than 20dB below limit line.

LTE Band 26 / 15MHz / QPSK								
Channel	Frequency (MHz)	ERP (dBm)	Limit (dBm)	Over Limit (dB)	S.G. Power (dBm)	TX Cable loss (dB)	TX Antenna Gain (dBi)	Polarization (H/V)
Lowest	1648	-68.50	-13	-55.50	-69.71	2.319	5.68	H
	2474	-45.09	-13	-32.09	-45.72	3.02	5.80	H
	3300	-64.27	-13	-51.27	-66.73	3.27	7.88	H
	1648	-68.25	-13	-55.25	-69.46	2.32	5.68	V
	2474	-50.42	-13	-37.42	-51.05	3.02	5.80	V
	3300	-65.21	-13	-52.21	-67.67	3.27	7.88	V
Middle	1660	-66.11	-13	-53.11	-67.32	2.319	5.68	H
	2490	-42.75	-13	-29.75	-43.38	3.02	5.80	H
	3318	-65.39	-13	-52.39	-67.85	3.27	7.88	H
	1660	-67.20	-13	-54.20	-68.41	2.32	5.68	V
	2490	-51.46	-13	-38.46	-52.09	3.02	5.80	V
	3318	-65.60	-13	-52.60	-68.06	3.27	7.88	V
Highest	1670	-68.93	-13	-55.93	-70.14	2.319	5.68	H
	2504	-48.77	-13	-35.77	-49.40	3.02	5.80	H
	3342	-65.11	-13	-52.11	-67.57	3.27	7.88	H
	1670	-68.89	-13	-55.89	-70.10	2.32	5.68	V
	2504	-54.73	-13	-41.73	-55.36	3.02	5.80	V
	3342	-65.15	-13	-52.15	-67.61	3.27	7.88	V

Remark: Spurious emissions within 30-1000MHz were found more than 20dB below limit line.

LTE Band 41 / 20MHz / QPSK								
Channel	Frequency (MHz)	EIRP (dBm)	Limit (dBm)	Over Limit (dB)	S.G. Power (dBm)	TX Cable loss (dB)	TX Antenna Gain (dBi)	Polarization (H/V)
Lowest	4995	-54.93	-25	-29.93	-60.94	4.20	10.21	H
	7490	-54.37	-25	-29.37	-61.23	5.12	11.98	H
	9990	-57.61	-25	-32.61	-64.65	5.86	12.90	H
	4995	-50.85	-25	-25.85	-56.86	4.20	10.21	V
	7490	-58.22	-25	-33.22	-65.08	5.12	11.98	V
	9990	-59.85	-25	-34.85	-66.89	5.86	12.90	V
Middle	5170	-56.36	-25	-31.36	-62.37	4.20	10.21	H
	7750	-54.13	-25	-29.13	-60.99	5.12	11.98	H
	10332	-58.15	-25	-33.15	-65.19	5.86	12.90	H
	5170	-53.90	-25	-28.90	-59.91	4.20	10.21	V
	7750	-49.32	-25	-24.32	-56.18	5.12	11.98	V
	10332	-58.55	-25	-33.55	-65.59	5.86	12.90	V
Highest	5340	-52.97	-25	-27.97	-58.98	4.20	10.21	H
	8015	-54.45	-25	-29.45	-61.31	5.12	11.98	H
	10683	-58.32	-25	-33.32	-65.36	5.86	12.90	H
	5340	-50.21	-25	-25.21	-56.22	4.20	10.21	V
	8015	-57.75	-25	-32.75	-64.61	5.12	11.98	V
	10683	-58.01	-25	-33.01	-65.05	5.86	12.90	V

Remark: Spurious emissions within 30-1000MHz were found more than 20dB below limit line.

LTE Band 66 / 20MHz / QPSK								
Channel	Frequency (MHz)	EIRP (dBm)	Limit (dBm)	Over Limit (dB)	S.G. Power (dBm)	TX Cable loss (dB)	TX Antenna Gain (dBi)	Polarization (H/V)
Lowest	3423	-40.53	-13	-27.53	-51.27	2.604	13.34	H
	5133	-47.78	-13	-34.78	-58.29	3.011	13.52	H
	6843	-55.26	-13	-42.26	-65.46	3.271	13.47	H
	3423	-42.70	-13	-29.70	-53.44	2.604	13.34	V
	5133	-47.73	-13	-34.73	-58.24	3.011	13.52	V
	6843	-54.89	-13	-41.89	-65.09	3.271	13.47	V
Middle	3471	-38.93	-13	-25.93	-49.67	2.604	13.34	H
	5208	-45.09	-13	-32.09	-55.60	3.011	13.52	H
	6945	-53.89	-13	-40.89	-64.09	3.271	13.47	H
	3471	-43.20	-13	-30.20	-53.94	2.604	13.34	V
	5208	-42.23	-13	-29.23	-52.74	3.011	13.52	V
	6945	-53.37	-13	-40.37	-63.57	3.271	13.47	V
Highest	3522	-46.57	-13	-33.57	-57.31	2.604	13.34	H
	5283	-49.16	-13	-36.16	-59.67	3.011	13.52	H
	7044	-52.88	-13	-39.88	-63.08	3.271	13.47	H
	3522	-49.23	-13	-36.23	-59.97	2.604	13.34	V
	5283	-53.17	-13	-40.17	-63.68	3.011	13.52	V
	7044	-52.50	-13	-39.50	-62.70	3.271	13.47	V

Remark: Spurious emissions within 30-1000MHz were found more than 20dB below limit line.

LTE Band 71 / 20MHz / QPSK								
Channel	Frequency (MHz)	ERP (dBm)	Limit (dBm)	Over Limit (dB)	S.G. Power (dBm)	TX Cable loss (dB)	TX Antenna Gain (dBi)	Polarization (H/V)
Lowest	1328	-68.09	-13	-55.09	-69.02	2.06	5.14	H
	1992	-47.82	-13	-34.82	-48.04	2.57	4.94	H
	2656	-64.11	-13	-51.11	-65.19	3.04	6.27	H
	1328	-68.65	-13	-55.65	-69.58	2.06	5.14	V
	1992	-51.26	-13	-38.26	-51.48	2.57	4.94	V
	2656	-64.35	-13	-51.35	-65.43	3.04	6.27	V
Middle	1348	-67.44	-13	-54.44	-68.37	2.06	5.14	H
	2022	-46.91	-13	-33.91	-47.13	2.57	4.94	H
	2696	-64.26	-13	-51.26	-65.34	3.04	6.27	H
	1348	-67.77	-13	-54.77	-68.70	2.06	5.14	V
	2022	-43.78	-13	-30.78	-44.00	2.57	4.94	V
	2696	-63.46	-13	-50.46	-64.54	3.04	6.27	V
Highest	1358	-67.90	-13	-54.90	-68.83	2.06	5.14	H
	2038	-60.30	-13	-47.30	-60.52	2.57	4.94	H
	2716	-62.27	-13	-49.27	-63.35	3.04	6.27	H
	1358	-67.44	-13	-54.44	-68.37	2.06	5.14	V
	2038	-62.50	-13	-49.50	-62.72	2.57	4.94	V
	2716	-62.48	-13	-49.48	-63.56	3.04	6.27	V

Remark: Spurious emissions within 30-1000MHz were found more than 20dB below limit line.

For CA:

LTE Band 5B_CA / 10MHz+10 MHz / QPSK								
Channel	Frequency (MHz)	ERP (dBm)	Limit (dBm)	Over Limit (dB)	S.G. Power (dBm)	TX Cable loss (dB)	TX Antenna Gain (dBi)	Polarization (H/V)
Lowest	1668	-68.67	-13	-55.67	-69.88	2.32	5.68	H
	2500	-62.90	-13	-49.90	-63.53	3.02	5.80	H
	3336	-65.11	-13	-52.11	-67.57	3.27	7.88	H
	1668	-68.84	-13	-55.84	-70.05	2.32	5.68	V
	2500	-64.54	-13	-51.54	-65.17	3.02	5.80	V
	3336	-64.97	-13	-51.97	-67.43	3.27	7.88	V
Middle	1672	-68.24	-13	-55.24	-69.45	2.32	5.68	H
	2506	-56.11	-13	-43.11	-56.74	3.02	5.80	H
	3348	-65.18	-13	-52.18	-67.64	3.27	7.88	H
	1672	-68.22	-13	-55.22	-69.43	2.32	5.68	V
	2510	-55.23	-13	-42.23	-55.86	3.02	5.80	V
	3348	-65.14	-13	-52.14	-67.60	3.27	7.88	V
Highest	1678	-68.52	-13	-55.52	-69.73	2.32	5.68	H
	2516	-55.90	-13	-42.90	-56.53	3.02	5.80	H
	3354	-64.86	-13	-51.86	-67.32	3.27	7.88	H
	1678	-68.93	-13	-55.93	-70.14	2.32	5.68	V
	2516	-59.57	-13	-46.57	-60.20	3.02	5.80	V
	3354	-64.74	-13	-51.74	-67.20	3.27	7.88	V

Remark: Spurious emissions within 30-1000MHz were found more than 20dB below limit line.

LTE Band 41C_CA / 15MHz+10MHz / QPSK								
Channel	Frequency (MHz)	EIRP (dBm)	Limit (dBm)	Over Limit (dB)	S.G. Power (dBm)	TX Cable loss (dB)	TX Antenna Gain (dBi)	Polarization (H/V)
Lowest	5030	-55.48	-25	-30.48	-61.49	4.20	10.21	H
	7545	-56.79	-25	-31.79	-63.65	5.12	11.98	H
	10059	-58.10	-25	-33.10	-65.14	5.86	12.90	H
	5030	-52.05	-25	-27.05	-58.06	4.20	10.21	V
	7545	-58.35	-25	-33.35	-65.21	5.12	11.98	V
	10059	-59.67	-25	-34.67	-66.71	5.86	12.90	V
Middle	5190	-56.02	-25	-31.02	-62.03	4.20	10.21	H
	7785	-59.22	-25	-34.22	-66.08	5.12	11.98	H
	10380	-58.44	-25	-33.44	-65.48	5.86	12.90	H
	5190	-51.30	-25	-26.30	-57.31	4.20	10.21	V
	7785	-59.11	-25	-34.11	-65.97	5.12	11.98	V
	10380	-59.07	-25	-34.07	-66.11	5.86	12.90	V
Highest	5360	-54.86	-25	-29.86	-60.87	4.20	10.21	H
	8040	-59.77	-25	-34.77	-66.63	5.12	11.98	H
	10719	-58.27	-25	-33.27	-65.31	5.86	12.90	H
	5360	-50.64	-25	-25.64	-56.65	4.20	10.21	V
	8040	-60.09	-25	-35.09	-66.95	5.12	11.98	V
	10719	-58.03	-25	-33.03	-65.07	5.86	12.90	V

Remark: Spurious emissions within 30-1000MHz were found more than 20dB below limit line.