en-US

motorola

XT1980-3/ XT1980-4

CE/FCC Submission
29 Jan 2019

read me

Caution: Before using your phone, please read the safety, regulatory, and legal information provided with your product.

MOTOROLA CONFIDENTIAL RESTRICTED :: MOTOROLA CONFIDENTIAL RESTRICTED :: MOTOROLA CONFIDENTIAL RESTRICTED :: MOTOROLA CONFIDENTIAL RESTRICTED
FCC SUBMISSION
Confidential :::: Confidential :::: Confidential :::: Confidential
CONTROLLED COPY

MOTOROLA CONFIDENTIAL RESTRICTED :: MOTOROLA CONFIDENTIAL RESTRICTED :: MOTOROLA CONFIDENTIAL RESTRICTED :: MOTOROLA CONFIDENTIAL RESTRICTED
FCC SUBMISSION
Confidential :::: :::: Confidential :::: Confidential :::: :::: Confidential
CE/FCC Submission
29 Jan 2019
CONTROLLED COPY

SAR To view the SAR values for your phone, visit **https://motorola.com/sar**. This product meets the applicable national or international RF exposure guidance (SAR guideline) when used normally against your head or, when worn or carried, at a distance of 5 mm from the body. The SAR guideline includes a considerable safety margin designed to assure the safety of all persons, regardless of age and health.

To view additional SAR information on your phone, swipe up ^ > **Settings** > **System** > **Legal information** > **RF information**. To view the information on the web, visit **www.motorola.com/rfhealth**.

At a glance

Let's get started. We'll guide you through startup and tell you where to find more information about your phone and its great features.

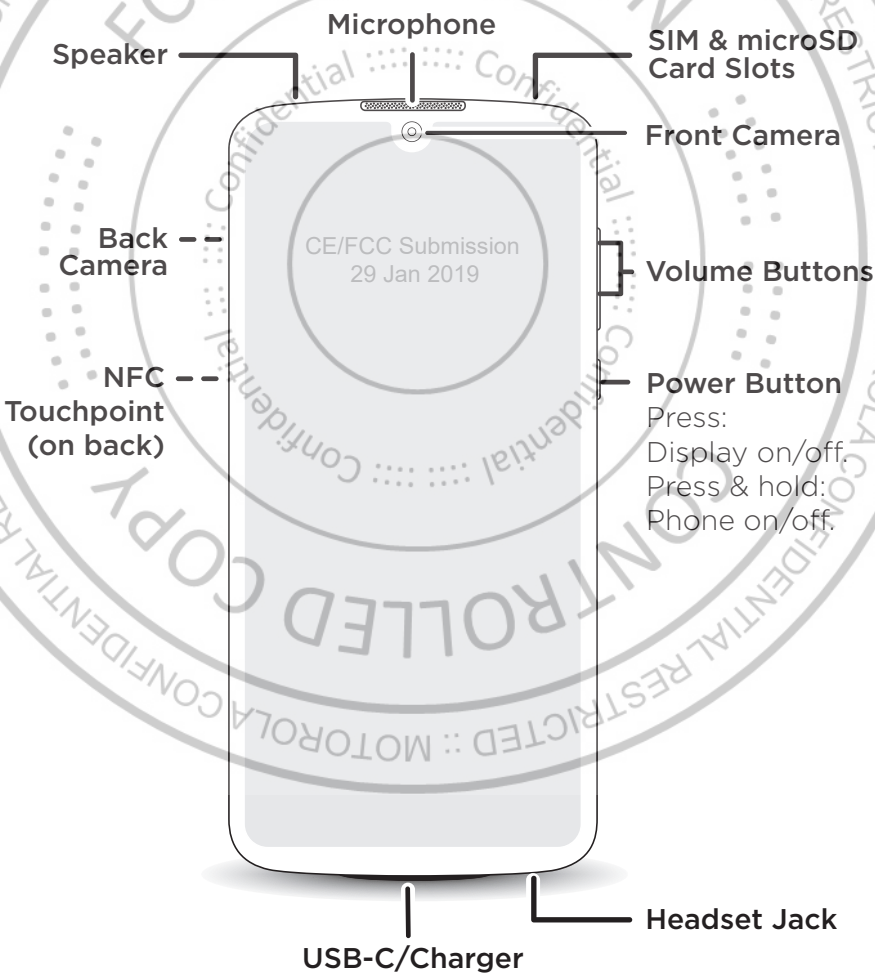

MOTOROLA CONFIDENTIAL RESTRICTED :: MOTOROLA CONFIDENTIAL RESTRICTED
FCC SUBMISSION
CE/FCC Submission
29 Jan 2019
CONTROLLED COPY

Put in the cards

Caution: Make sure you use the correct size SIM card and don't cut the SIM card.

Nano SIM

Insert the nano SIM and memory cards.

With the phone facing down, insert the SIM tool into the tray hole to pop out the tray.

Insert the SIM card with the gold contacts up. Insert an optional microSD card (sold separately).

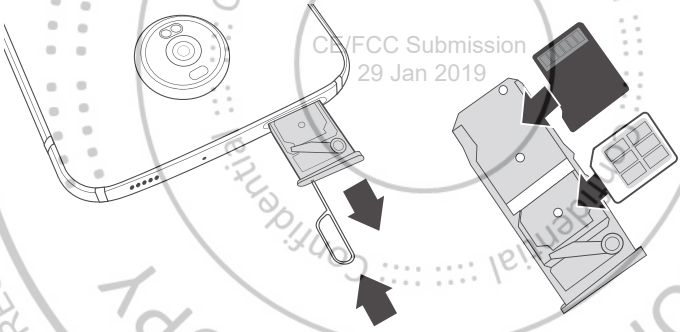

Push the tray back into your phone.

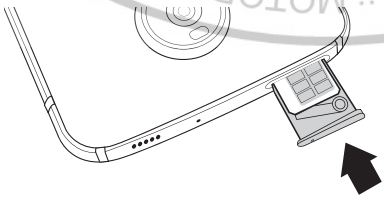

Caution: Handle the tray with care to avoid damage.

MOTOROLA CONFIDENTIAL RESTRICTED :: MOTOROLA CONFIDENTIAL RESTRICTED :: MOTOROLA CONFIDENTIAL RESTRICTED :: MOTOROLA CONFIDENTIAL RESTRICTED
FCC SUBMISSION
Confidential
CE/FCC Submission
29 Jan 2019
CONTROLLED COPY

Finish up

Connect your charger to charge your phone fully, then turn on the power. Follow the screen prompts to get started.

Note: For the best charging experience, use a Motorola charger. Use of other chargers is not recommended.

MOTOROLA CONFIDENTIAL RESTRICTED :: MOTOROLA CONFIDENTIAL RESTRICTED :: MOTOROLA CONFIDENTIAL RESTRICTED
FCC SUBMISSION
Confidential :::: :::: Confidential
CE/FCC Submission
29 Jan 2019
CONTROLLED COPY

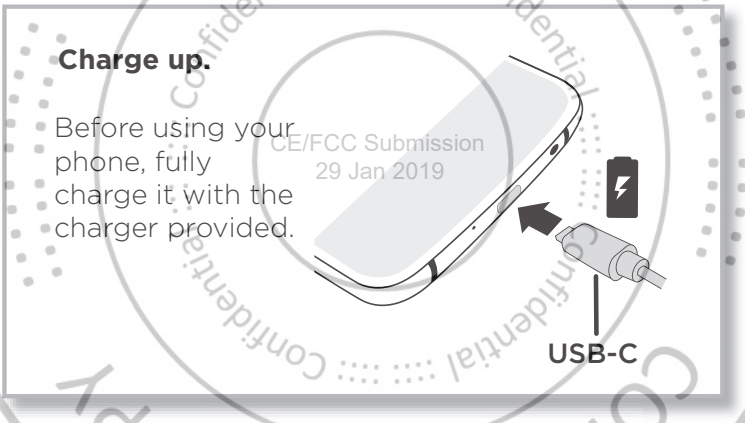

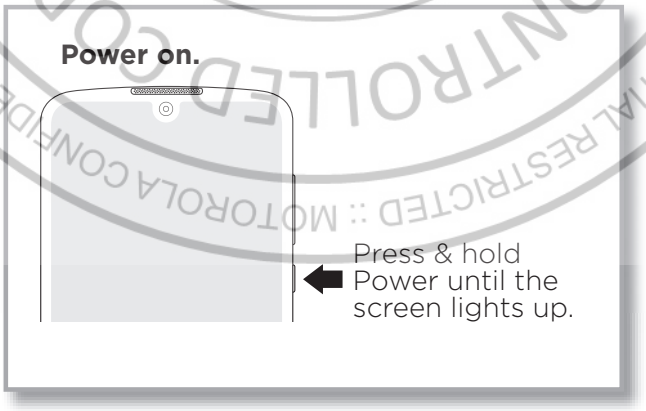

Security & convenience

Lock, unlock, and more with ease.

- **Fingerprint and screen lock:** Swipe up ^ > ⚙ **Settings** > **Security & location**.
- **Face unlock:** Swipe up ^ > ⚙ **Settings** > **Security & location** > **Face unlock**.
- **One button nav:** Swipe up ^ > **Moto** > **Moto Actions**.
- **Purchases:** To make in-store purchases turn on NFC, go to > ⚙ **Settings** > **Connected devices**.

  Note: In store purchasing is not available in all area (NFC and a mobile payment app required).

MOTOROLA CONFIDENTIAL RESTRICTED :: MOTOROLA CONFIDENTIAL RESTRICTED
FCC SUBMISSION
CE/FCC Submission
29 Jan 2019
Confidential :: Confidential :: Confidential :: Confidential
CONTROLLED COPY

Moto Mods™

Transform your phone into a movie projector, a boombox, a battery powerhouse, and more.

Swap out Moto Mods throughout the day to get the performance you need, and add new Moto Mods to your collection at any time.

Note: Moto Mods are sold separately. To view the complete collection, tap the Moto Z Market app on your phone, or go to www.motomods.com.

MOTOROLA CONFIDENTIAL :: RESTRICTED :: MOTOROLA CONFIDENTIAL :: RESTRICTED
FCC SUBMISSION
Confidential :::: :::: Confidential
CE/FCC Submission
29 Jan 2019
CONTROLLED COPY



Note: There are lots of great Moto Mods. This one is:

Polaroid
INSTA-SHARE PRINTER

Useful apps

When you're up and running, try these apps to see what you can do with your new phone.

Find it: Swipe up ^ from the home screen to see all your apps.

- **Moto:** Explore special features designed to save you time and make your day easier. Check out display options, actions your phone can do, and more.
- **Camera:** Your camera takes crisp, clear photos and videos, but that's not all. See features, like Google Lens™, selective focus, and background replacement.
- **Play Music:** Stream it, buy it, save it, or play it. Listen and create playlists anytime. And with Moto Display, you can control playback even when your phone is locked.
- **Google Chrome™:** Access the Internet to shop, search, learn or just browse.
- **Gmail™:** Connect to all your email accounts and manage them in one easy place.
- **Google Duo:** Make and receive video or audio calls—over Wi-Fi when it's available.

Note: Software updates happen frequently, so your phone may not have all the listed apps or features.

MOTOROLA CONFIDENTIAL :: RESTRICTED :: MOTOROLA CONFIDENTIAL RESTRICTED :: MOTOROLA CONFIDENTIAL RESTRICTED :: MOTOROLA CONFIDENTIAL RESTRICTED
FCC SUBMISSION
Confidential :: Confidential :: Confidential :: Confidential
CE/FCC Submission
CONTROLLED COPY

Help & more

Get answers, updates, and info:

- **Help is here:** Swipe up ^ > ⚙ **Settings** > **Help** to learn how to use your phone and get support.
- **Get more:** Get software, user guides, and more at www.motorola.com/mymotoz.
- **Get apps:** Tap ▷ **Play Store** to browse and download apps.
- **Join the conversation:** Find us on YouTube™, Facebook™, and Twitter.

Where is my legal, safety, and regulatory information?

In order to provide you with better access to this important information, we've made it accessible from the phone's Settings menu and on the web. Review these materials prior to using your phone. To access the materials from a connected phone, swipe up ^ > **Settings** > **System** > **Legal information**, and select a topic. To access the materials on the web, visit www.motorola.com/device-legal.

MOTOROLA CONFIDENTIAL RESTRICTED :: MOTOROLA CONFIDENTIAL RESTRICTED :: MOTOROLA CONFIDENTIAL RESTRICTED :: MOTOROLA CONFIDENTIAL RESTRICTED
FCC SUBMISSION
Confidential :::: :::: Confidential
DE/FCC Submission
29 Jan 2019
CONTROLLED COPY

Splash resistance. Phones marketed as water resistant are not waterproof. Avoid prolonged exposure to water, and do not submerge in water. In the event your phone is exposed to water, dry your phone and ports thoroughly with a soft, clean cloth. Don't charge your phone when it's wet. Water damage is not covered by your warranty. For more information, refer to the Help on your phone. Swipe up ^ > **Settings** > **Help**.

Battery safety. Before assembling, charging or using your phone for the first time, please read the important product safety and legal information provided with your product.

If your phone becomes unresponsive, press and hold the Power button until the screen goes dark and your device restarts.

For your safety, the battery in your phone should only be removed by a Motorola approved service center or independent qualified professional.

Warning:

- Don't try to remove or replace the battery yourself—doing so may damage the battery and could cause burning and injury.
- Don't crush, bend (except for normal hinge use), or expose your phone to heat or liquid. This may damage the battery and could cause burning and injury.
- Don't put your phone in a microwave oven, conventional oven, or dryer.

FCC SUBMISSION
CE/FCC Submission

Warning about high volume usage. To prevent possible hearing damage, do not listen at high volume levels for long periods.

Disposal & recycling. Help do your part! Please don't dispose of phones or electrical accessories (such as chargers, headsets, or batteries) with your household waste. Product packaging and product guides should only be disposed of in accordance with national collection and recycling requirements. For details on approved national recycling schemes and Motorola recycling activities, go to: www.motorola.com/recycling.

Usage. This phone supports apps and services that could use a lot of data, so make sure your data plan meets your needs. Contact your service provider for details. Certain apps and features may not be available in all countries.

Warranty. This product is covered by Motorola's limited warranty. To review the warranty on your phone, swipe up ^ > **Settings** > **System** > **Legal information** > **Warranty**, or visit www.motorola.com/device-legal. You may also obtain a copy of the warranty by contacting Motorola at: Motorola Mobility LLC, Attention Customer Service—Warranty Request, 222 West Merchandise Mart Plaza, Suite 1800, Chicago, IL 60654.

Arbitration & opt-out. Except where prohibited by law, any controversy or claim arising out of or relating to any Motorola product will be resolved by binding arbitration, instead of in court, unless you opt-out. To opt-out, send a written rejection notice within 30 days of purchase that includes your name, address, phone number, device, and device serial number, and tells Motorola that you are rejecting this Arbitration provision to: Motorola Mobility LLC, 222 West Merchandise Mart Plaza, Suite 1800, Attn: Arbitration Provision Opt-Out, Chicago, IL 60654 or arbitrat@motorola.com. To locate your phone's serial (IMEI) number, swipe up ^ > **Settings** > **System** > **About phone**. For more information on this arbitration provision, on your phone, swipe up ^ > **Settings** > **System** > **Legal information** > **Arbitration and opt-out**, or visit www.motorola.com/device-legal.

Legal disclaimers. Certain features, services and applications are network dependent and might not be available in all areas; additional terms, conditions and/or charges might apply. Contact your service provider for details. All features, functionality, and other product specifications, as well as the information contained in this guide, are based upon the latest available information and believed to be accurate at the time of printing. Motorola reserves the right to correct, change or modify any information or specifications without notice or obligation.

Copyright & trademarks. MOTOROLA, the stylized M logo, MOTO, and the MOTO family of marks are trademarks or registered trademarks of Motorola Trademark Holdings, LLC. LENOVO is a trademark of Lenovo. Google, Android, Google Play and other marks are trademarks of Google LLC. microSD Logo is a trademark of SD-3C, LLC. All other product or service names are the property of their respective owners.
© 2019 Motorola Mobility LLC. All rights reserved.

Product ID: **XXXXXX** (Model XT1980-3, XT1980-4)
Manual Number: XXXXXXXXXX-X

Motorola Mobility LLC
222 W. Merchandise Mart Plaza
Chicago, IL 60654
www.motorola.com

MOTOROLA CONFIDENTIAL RESTRICTED :: MOTOROLA CONFIDENTIAL RESTRICTED :: MOTOROLA CONFIDENTIAL RESTRICTED
CONTROLLED COPY

moto care
protection

Protect your phone with
Moto Care Protection.
Visit **motorola.com/protectmydevice**
for more information. (U.S. only, except P.R.)

MOTOROLA CONFIDENTIAL :: RESTRICTED :: MOTOROLA CONFIDENTIAL RESTRICTED :: MOTOROLA CONFIDENTIAL RESTRICTED :: MOTOROLA CONFIDENTIAL RESTRICTED
FCC SUBMISSION
Confidential :::: Confidential :::: Confidential :::: Confidential
CE/FCC Submission
29 Jan 2019
CONTROLLED COPY

motorola.com

BC