WCDMA Band V (RMC 12.2Kbps)

Lowest Band Edge

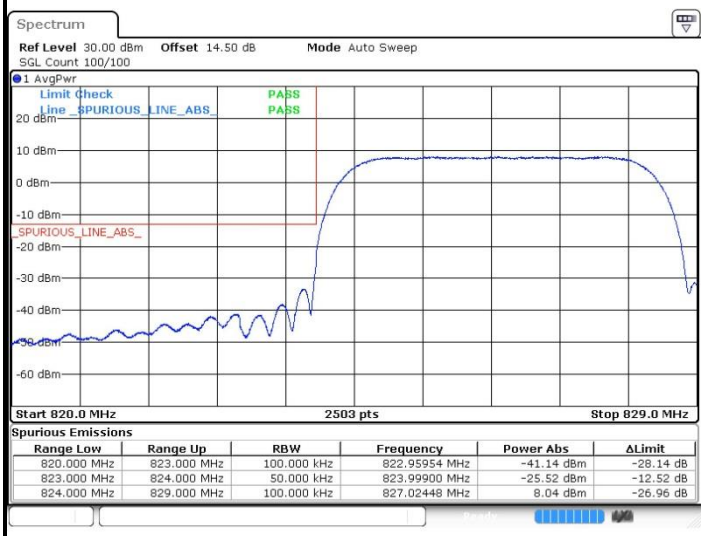

Spurious Emissions

Range Low	Range Up	RBW	Frequency	Power Abs	ΔLimit
820.000 MHz	823.000 MHz	100.000 kHz	822.95954 MHz	-41.14 dBm	-28.14 dB
823.000 MHz	824.000 MHz	50.000 kHz	823.99900 MHz	-25.52 dBm	-12.52 dB
824.000 MHz	829.000 MHz	100.000 kHz	827.02448 MHz	8.04 dBm	-26.96 dB

Date: 14.FEB.2019 16:41:59

Highest Band Edge

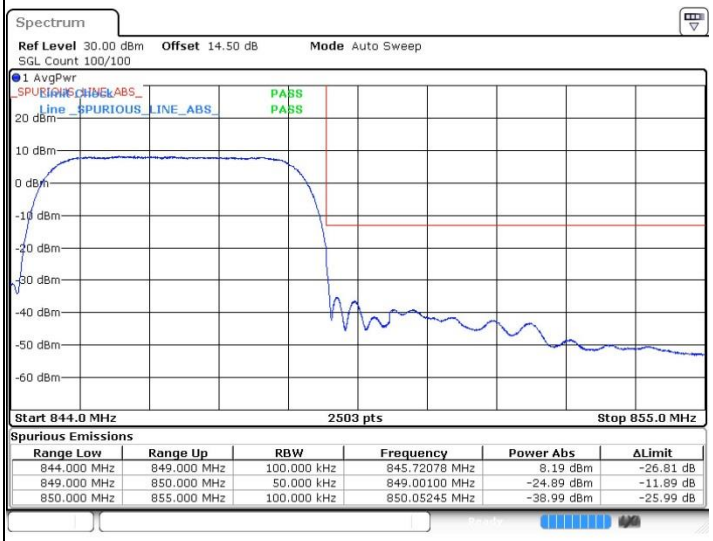

Spurious Emissions

Range Low	Range Up	RBW	Frequency	Power Abs	ΔLimit
844.000 MHz	849.000 MHz	100.000 kHz	845.72078 MHz	8.19 dBm	-26.81 dB
849.000 MHz	850.000 MHz	50.000 kHz	849.00100 MHz	-24.89 dBm	-11.89 dB
850.000 MHz	855.000 MHz	100.000 kHz	850.05245 MHz	-38.99 dBm	-25.99 dB

Date: 14.FEB.2019 16:44:54

WCDMA Band II (RMC 12.2Kbps)

Lowest Band Edge

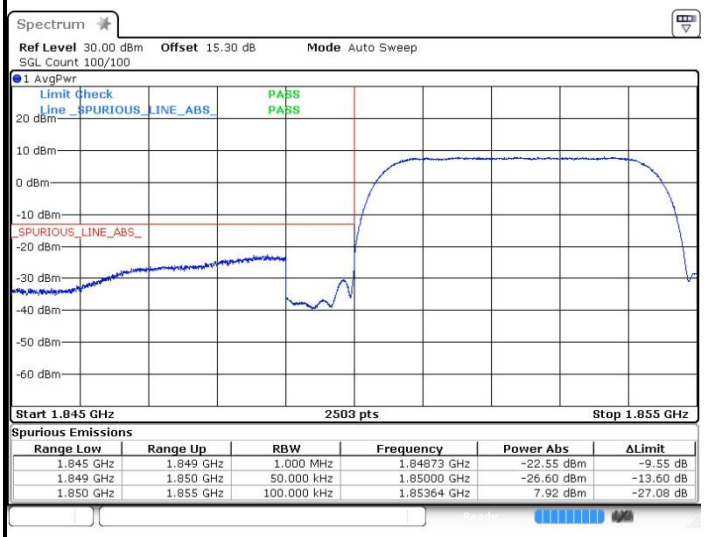

Spurious Emissions

Range Low	Range Up	RBW	Frequency	Power Abs	ΔLimit
1.845 GHz	1.849 GHz	1.000 MHz	1.84873 GHz	-22.55 dBm	-9.55 dB
1.849 GHz	1.850 GHz	50.000 kHz	1.85000 GHz	-26.60 dBm	-13.60 dB
1.850 GHz	1.855 GHz	100.000 kHz	1.85364 GHz	7.92 dBm	-27.08 dB

Date: 15.FEB.2019 10:10:09

Highest Band Edge

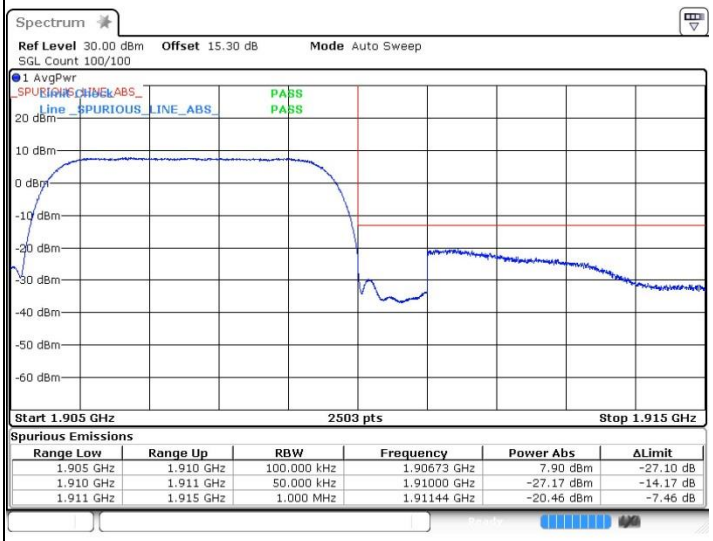

Spurious Emissions

Range Low	Range Up	RBW	Frequency	Power Abs	ΔLimit
1.905 GHz	1.910 GHz	100.000 kHz	1.90673 GHz	7.90 dBm	-27.10 dB
1.910 GHz	1.911 GHz	50.000 kHz	1.91000 GHz	-27.17 dBm	-14.17 dB
1.911 GHz	1.915 GHz	1.000 MHz	1.91144 GHz	-20.46 dBm	-7.46 dB

Date: 15.FEB.2019 10:19:56

WCDMA Band IV (RMC 12.2Kbps)	
Lowest Band Edge	**Highest Band Edge**

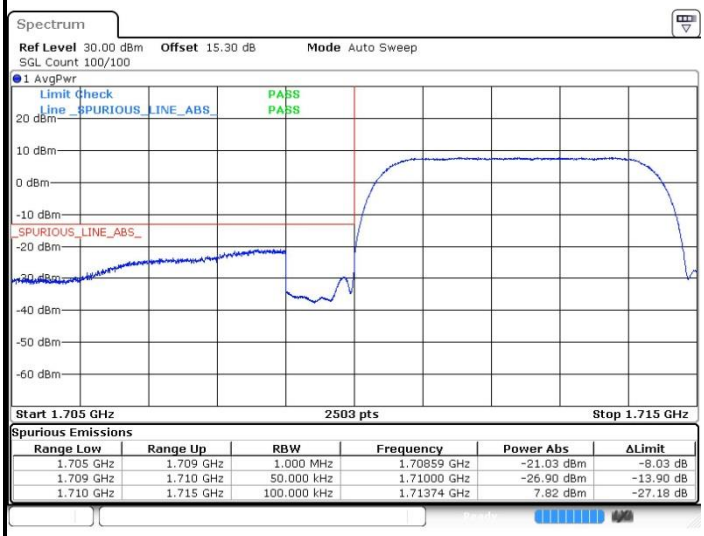

Spurious Emissions

Range Low	Range Up	RBW	Frequency	Power Abs	ΔLimit
1.705 GHz	1.709 GHz	1.000 MHz	1.70859 GHz	-21.03 dBm	-8.03 dB
1.709 GHz	1.710 GHz	50.000 kHz	1.71000 GHz	-26.90 dBm	-13.90 dB
1.710 GHz	1.715 GHz	100.000 kHz	1.71374 GHz	7.82 dBm	-27.18 dB

Date: 15.FEB.2019 10:38:58

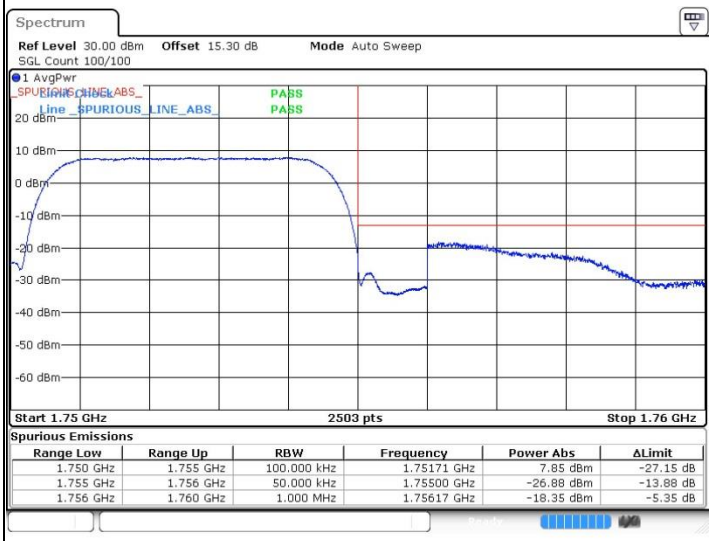

Spurious Emissions

Range Low	Range Up	RBW	Frequency	Power Abs	ΔLimit
1.750 GHz	1.755 GHz	100.000 kHz	1.75171 GHz	7.85 dBm	-27.15 dB
1.755 GHz	1.756 GHz	50.000 kHz	1.75500 GHz	-26.88 dBm	-13.88 dB
1.756 GHz	1.760 GHz	1.000 MHz	1.75617 GHz	-18.35 dBm	-5.35 dB

Date: 15.FEB.2019 10:43:55

Conducted Spurious Emission

GSM850 (GSM)

Lowest Channel

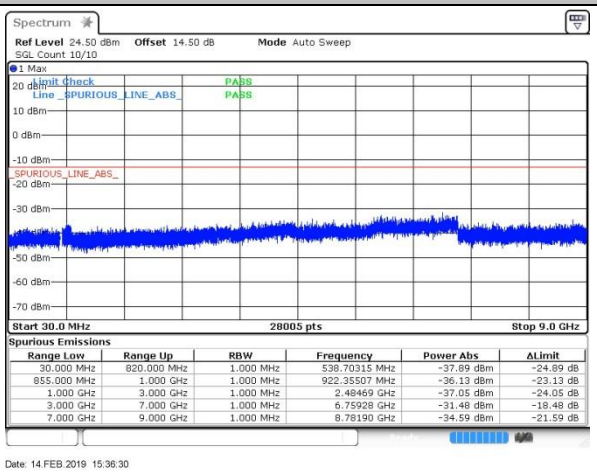

Spurious Emissions

Range Low	Range Up	RBW	Frequency	Power Abs	ΔLimit
30.000 MHz	820.000 MHz	1.000 MHz	538.70315 MHz	-37.89 dBm	-24.89 dB
855.000 MHz	1.000 GHz	1.000 MHz	922.35507 MHz	-36.13 dBm	-23.13 dB
1.000 GHz	3.000 GHz	1.000 MHz	2.48469 GHz	-37.05 dBm	-24.05 dB
3.000 GHz	7.000 GHz	1.000 MHz	6.75928 GHz	-31.48 dBm	-18.48 dB
7.000 GHz	9.000 GHz	1.000 MHz	8.78190 GHz	-34.59 dBm	-21.59 dB

Date: 14.FEB.2019 15:36:30

Middle Channel

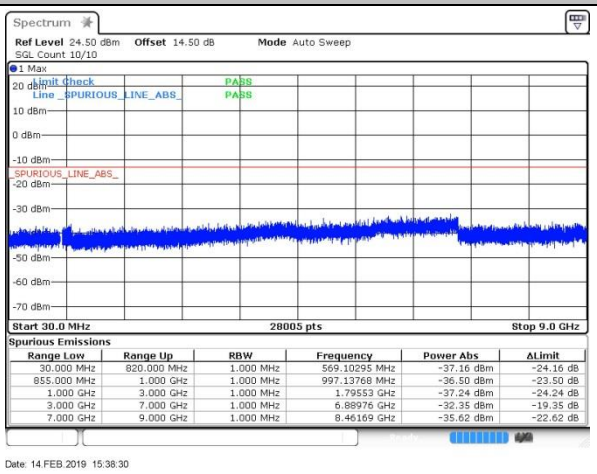

Spurious Emissions

Range Low	Range Up	RBW	Frequency	Power Abs	ΔLimit
30.000 MHz	820.000 MHz	1.000 MHz	569.10295 MHz	-37.16 dBm	-24.16 dB
855.000 MHz	1.000 GHz	1.000 MHz	997.13768 MHz	-36.50 dBm	-23.50 dB
1.000 GHz	3.000 GHz	1.000 MHz	1.79553 GHz	-37.24 dBm	-24.24 dB
3.000 GHz	7.000 GHz	1.000 MHz	6.88976 GHz	-32.35 dBm	-19.35 dB
7.000 GHz	9.000 GHz	1.000 MHz	8.46169 GHz	-35.62 dBm	-22.62 dB

Date: 14.FEB.2019 15:38:30

Highest Channel

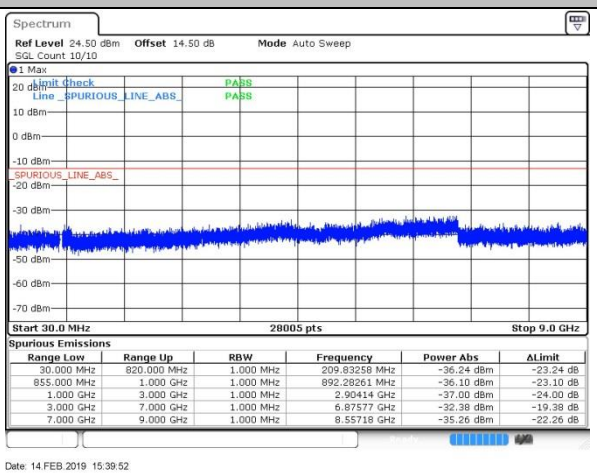

Spurious Emissions

Range Low	Range Up	RBW	Frequency	Power Abs	ΔLimit
30.000 MHz	820.000 MHz	1.000 MHz	209.83258 MHz	-36.24 dBm	-23.24 dB
855.000 MHz	1.000 GHz	1.000 MHz	892.28261 MHz	-36.10 dBm	-23.10 dB
1.000 GHz	3.000 GHz	1.000 MHz	2.90414 GHz	-37.00 dBm	-24.00 dB
3.000 GHz	7.000 GHz	1.000 MHz	6.87577 GHz	-32.38 dBm	-19.38 dB
7.000 GHz	9.000 GHz	1.000 MHz	8.55718 GHz	-35.26 dBm	-22.26 dB

Date: 14.FEB.2019 15:39:52

GSM850 (EDGE class 8)

Lowest Channel

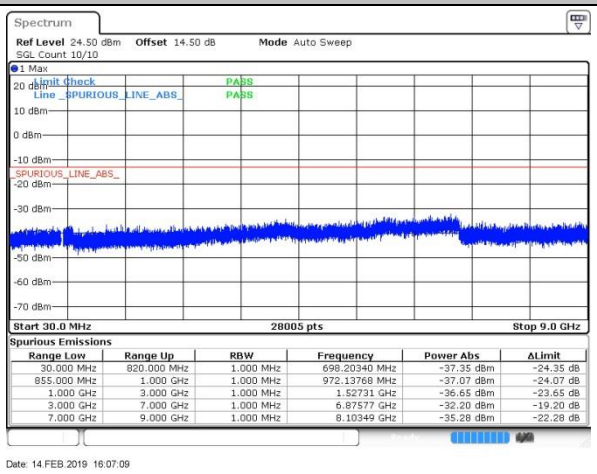

Spurious Emissions

Range Low	Range Up	RBW	Frequency	Power Abs	ΔLimit
30.000 MHz	820.000 MHz	1.000 MHz	698.20340 MHz	-37.35 dBm	-24.35 dB
855.000 MHz	1.000 GHz	1.000 MHz	972.13768 MHz	-37.07 dBm	-24.07 dB
1.000 GHz	3.000 GHz	1.000 MHz	1.52731 GHz	-36.65 dBm	-23.65 dB
3.000 GHz	7.000 GHz	1.000 MHz	6.87577 GHz	-32.20 dBm	-19.20 dB
7.000 GHz	9.000 GHz	1.000 MHz	8.10349 GHz	-35.28 dBm	-22.28 dB

Date: 14.FEB.2019 16:07:09

Middle Channel

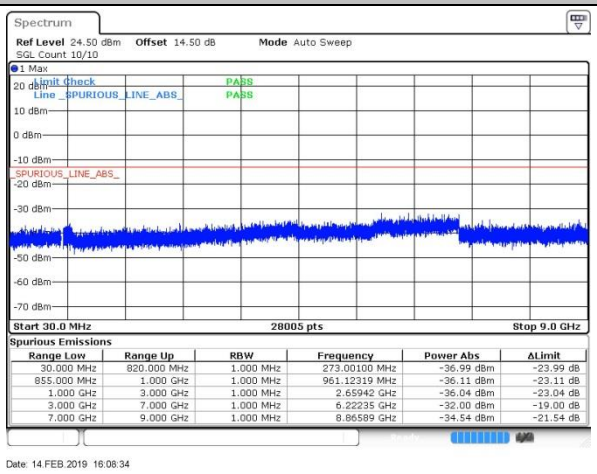

Spurious Emissions

Range Low	Range Up	RBW	Frequency	Power Abs	ΔLimit
30.000 MHz	820.000 MHz	1.000 MHz	273.00100 MHz	-36.99 dBm	-23.99 dB
855.000 MHz	1.000 GHz	1.000 MHz	961.12319 MHz	-36.11 dBm	-23.11 dB
1.000 GHz	3.000 GHz	1.000 MHz	2.65942 GHz	-36.04 dBm	-23.04 dB
3.000 GHz	7.000 GHz	1.000 MHz	6.22235 GHz	-32.00 dBm	-19.00 dB
7.000 GHz	9.000 GHz	1.000 MHz	8.86589 GHz	-34.54 dBm	-21.54 dB

Date: 14.FEB.2019 16:08:34

Highest Channel

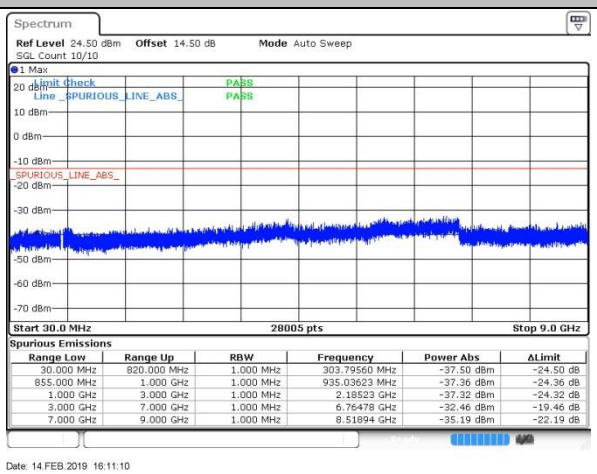

Spurious Emissions

Range Low	Range Up	RBW	Frequency	Power Abs	ΔLimit
30.000 MHz	820.000 MHz	1.000 MHz	303.79560 MHz	-37.50 dBm	-24.50 dB
855.000 MHz	1.000 GHz	1.000 MHz	935.03623 MHz	-37.36 dBm	-24.36 dB
1.000 GHz	3.000 GHz	1.000 MHz	2.18523 GHz	-37.32 dBm	-24.32 dB
3.000 GHz	7.000 GHz	1.000 MHz	6.76478 GHz	-32.46 dBm	-19.46 dB
7.000 GHz	9.000 GHz	1.000 MHz	8.51894 GHz	-35.19 dBm	-22.19 dB

Date: 14.FEB.2019 16:11:10

GSM1900 (GSM)

Lowest Channel

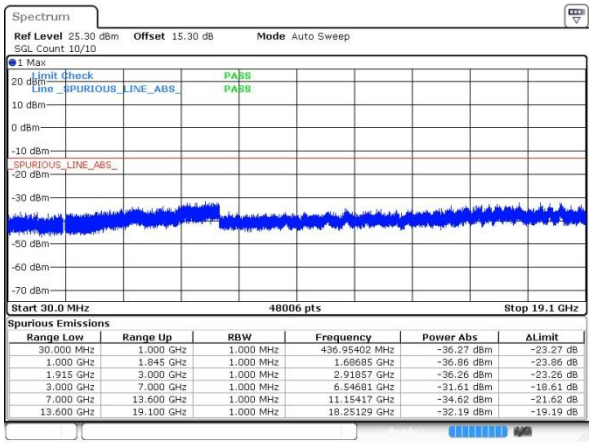

Spurious Emissions

Range Low	Range Up	RBW	Frequency	Power Abs	ΔLimit
30.000 MHz	1.000 GHz	1.000 MHz	436.95402 MHz	-36.27 dBm	-23.27 dB
1.000 GHz	1.845 GHz	1.000 MHz	1.68685 GHz	-36.86 dBm	-23.86 dB
1.915 GHz	3.000 GHz	1.000 MHz	2.91857 GHz	-36.26 dBm	-23.26 dB
3.000 GHz	7.000 GHz	1.000 MHz	6.54681 GHz	-31.61 dBm	-18.61 dB
7.000 GHz	13.600 GHz	1.000 MHz	11.15417 GHz	-34.62 dBm	-21.62 dB
13.600 GHz	19.100 GHz	1.000 MHz	18.25129 GHz	-32.19 dBm	-19.19 dB

Date: 15.FEB.2019 09:28:35

Middle Channel

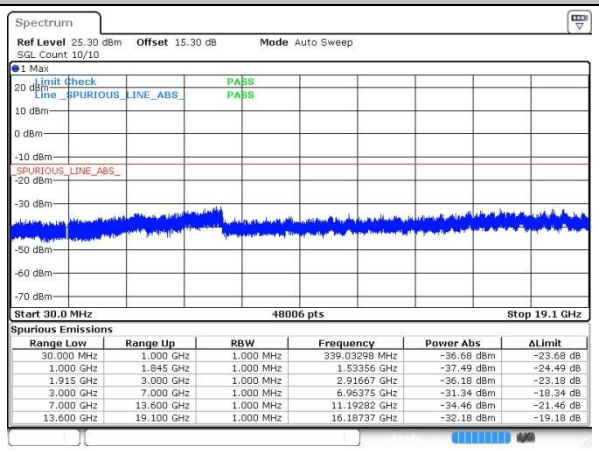

Spurious Emissions

Range Low	Range Up	RBW	Frequency	Power Abs	ΔLimit
30.000 MHz	1.000 GHz	1.000 MHz	339.03298 MHz	-36.68 dBm	-23.68 dB
1.000 GHz	1.845 GHz	1.000 MHz	1.53356 GHz	-37.49 dBm	-24.49 dB
1.915 GHz	3.000 GHz	1.000 MHz	2.91667 GHz	-36.18 dBm	-23.18 dB
3.000 GHz	7.000 GHz	1.000 MHz	6.96375 GHz	-31.34 dBm	-18.34 dB
7.000 GHz	13.600 GHz	1.000 MHz	11.19282 GHz	-34.46 dBm	-21.46 dB
13.600 GHz	19.100 GHz	1.000 MHz	16.18737 GHz	-32.18 dBm	-19.18 dB

Date: 15.FEB.2019 09:29:58

Highest Channel

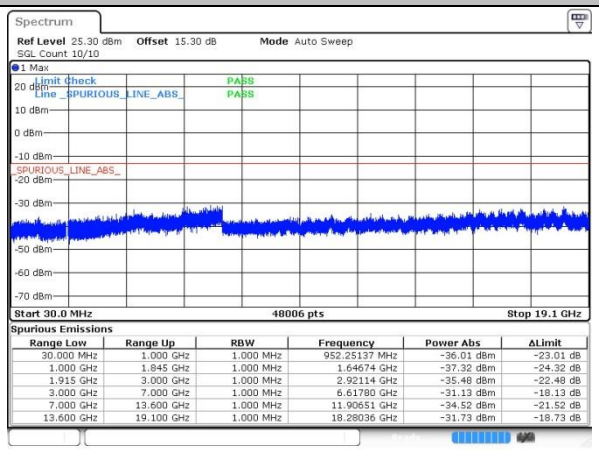

Spurious Emissions

Range Low	Range Up	RBW	Frequency	Power Abs	ΔLimit
30.000 MHz	1.000 GHz	1.000 MHz	952.25137 MHz	-36.01 dBm	-23.01 dB
1.000 GHz	1.845 GHz	1.000 MHz	1.64674 GHz	-37.32 dBm	-24.32 dB
1.915 GHz	3.000 GHz	1.000 MHz	2.92114 GHz	-35.48 dBm	-22.48 dB
3.000 GHz	7.000 GHz	1.000 MHz	6.61780 GHz	-31.13 dBm	-18.13 dB
7.000 GHz	13.600 GHz	1.000 MHz	11.90651 GHz	-34.52 dBm	-21.52 dB
13.600 GHz	19.100 GHz	1.000 MHz	18.28036 GHz	-31.73 dBm	-18.73 dB

Date: 15.FEB.2019 09:31:17

GSM1900 (EDGE class 8)

Lowest Channel

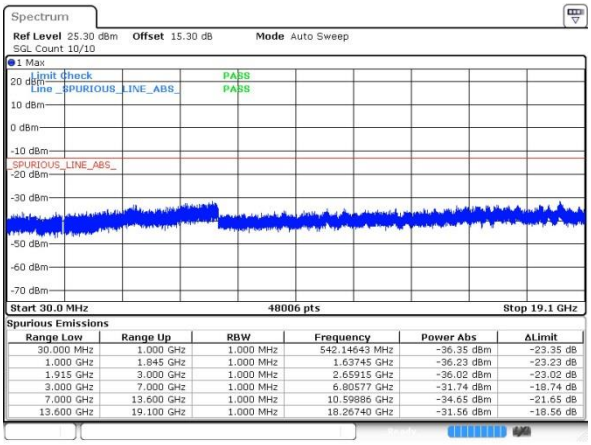

Spurious Emissions

Range Low	Range Up	RBW	Frequency	Power Abs	ΔLimit
30.000 MHz	1.000 GHz	1.000 MHz	542.14643 MHz	-36.35 dBm	-23.35 dB
1.000 GHz	1.845 GHz	1.000 MHz	1.63745 GHz	-36.23 dBm	-23.23 dB
1.915 GHz	3.000 GHz	1.000 MHz	2.65915 GHz	-36.02 dBm	-23.02 dB
3.000 GHz	7.000 GHz	1.000 MHz	6.80577 GHz	-31.74 dBm	-18.74 dB
7.000 GHz	13.600 GHz	1.000 MHz	10.59886 GHz	-34.65 dBm	-21.65 dB
13.600 GHz	19.100 GHz	1.000 MHz	18.26740 GHz	-31.56 dBm	-18.56 dB

Date: 15.FEB.2019 09:46:45

Middle Channel

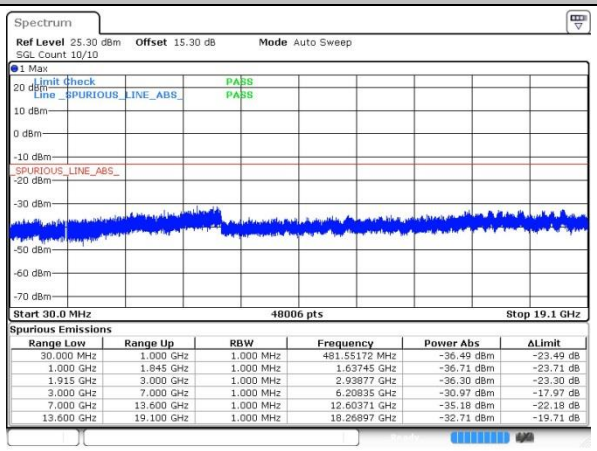

Spurious Emissions

Range Low	Range Up	RBW	Frequency	Power Abs	ΔLimit
30.000 MHz	1.000 GHz	1.000 MHz	481.55172 MHz	-36.49 dBm	-23.49 dB
1.000 GHz	1.845 GHz	1.000 MHz	1.63745 GHz	-36.71 dBm	-23.71 dB
1.915 GHz	3.000 GHz	1.000 MHz	2.93877 GHz	-36.30 dBm	-23.30 dB
3.000 GHz	7.000 GHz	1.000 MHz	6.20835 GHz	-30.97 dBm	-17.97 dB
7.000 GHz	13.600 GHz	1.000 MHz	12.60371 GHz	-35.18 dBm	-22.18 dB
13.600 GHz	19.100 GHz	1.000 MHz	18.26897 GHz	-32.71 dBm	-19.71 dB

Date: 15.FEB.2019 09:48:06

Highest Channel

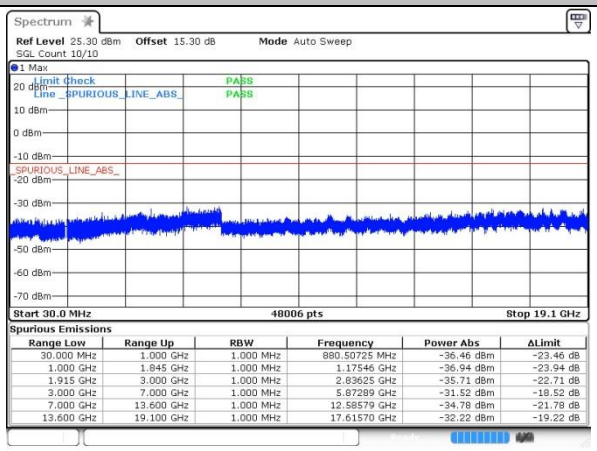

Spurious Emissions

Range Low	Range Up	RBW	Frequency	Power Abs	ΔLimit
30.000 MHz	1.000 GHz	1.000 MHz	880.50725 MHz	-36.46 dBm	-23.46 dB
1.000 GHz	1.845 GHz	1.000 MHz	1.17546 GHz	-36.94 dBm	-23.94 dB
1.915 GHz	3.000 GHz	1.000 MHz	2.83625 GHz	-35.71 dBm	-22.71 dB
3.000 GHz	7.000 GHz	1.000 MHz	5.87289 GHz	-31.52 dBm	-18.52 dB
7.000 GHz	13.600 GHz	1.000 MHz	12.58579 GHz	-34.78 dBm	-21.78 dB
13.600 GHz	19.100 GHz	1.000 MHz	17.61570 GHz	-32.22 dBm	-19.22 dB

Date: 15.FEB.2019 09:49:38

WCDMA Band V (RMC 12.2Kbps)

Lowest Channel

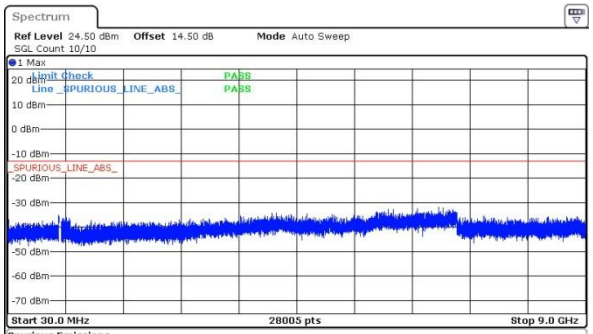

Spurious Emissions

Range Low	Range Up	RBW	Frequency	Power Abs	ΔLimit
30.000 MHz	820.000 MHz	1.000 MHz	819.01299 MHz	-35.09 dBm	-22.09 dB
855.000 MHz	1.000 GHz	1.000 MHz	937.13768 MHz	-36.11 dBm	-23.11 dB
1.000 GHz	3.000 GHz	1.000 MHz	2.86014 GHz	-36.60 dBm	-23.60 dB
3.000 GHz	7.000 GHz	1.000 MHz	6.71829 GHz	-32.06 dBm	-19.06 dB
7.000 GHz	9.000 GHz	1.000 MHz	7.40982 GHz	-35.52 dBm	-22.52 dB

Date: 14.FEB.2019 16:50:12

Middle Channel

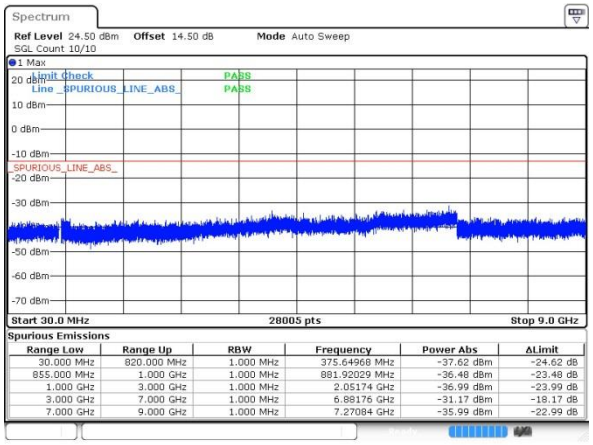

Spurious Emissions

Range Low	Range Up	RBW	Frequency	Power Abs	ΔLimit
30.000 MHz	820.000 MHz	1.000 MHz	375.64968 MHz	-37.62 dBm	-24.62 dB
855.000 MHz	1.000 GHz	1.000 MHz	881.92029 MHz	-36.48 dBm	-23.48 dB
1.000 GHz	3.000 GHz	1.000 MHz	2.05174 GHz	-36.99 dBm	-23.99 dB
3.000 GHz	7.000 GHz	1.000 MHz	6.88176 GHz	-31.17 dBm	-18.17 dB
7.000 GHz	9.000 GHz	1.000 MHz	7.27084 GHz	-35.99 dBm	-22.99 dB

Date: 14.FEB.2019 16:51:45

Highest Channel

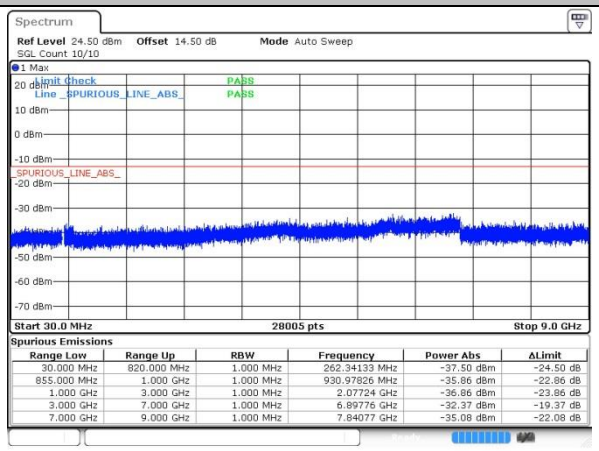

Spurious Emissions

Range Low	Range Up	RBW	Frequency	Power Abs	ΔLimit
30.000 MHz	820.000 MHz	1.000 MHz	262.34133 MHz	-37.50 dBm	-24.50 dB
855.000 MHz	1.000 GHz	1.000 MHz	930.97826 MHz	-35.86 dBm	-22.86 dB
1.000 GHz	3.000 GHz	1.000 MHz	2.07724 GHz	-36.86 dBm	-23.86 dB
3.000 GHz	7.000 GHz	1.000 MHz	6.89776 GHz	-32.37 dBm	-19.37 dB
7.000 GHz	9.000 GHz	1.000 MHz	7.84077 GHz	-35.08 dBm	-22.08 dB

Date: 14.FEB.2019 16:58:53

WCDMA Band II (RMC 12.2Kbps)

Lowest Channel

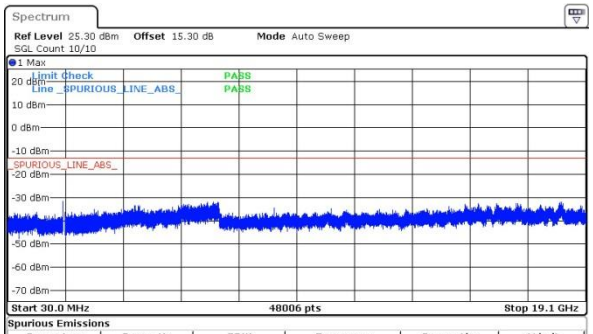

Spurious Emissions

Range Low	Range Up	RBW	Frequency	Power Abs	ΔLimit
30.000 MHz	1.000 GHz	1.000 MHz	969.21789 MHz	-36.39 dBm	-23.39 dB
1.000 GHz	1.845 GHz	1.000 MHz	1.84437 GHz	-31.72 dBm	-18.72 dB
1.915 GHz	3.000 GHz	1.000 MHz	2.87829 GHz	-35.12 dBm	-22.12 dB
3.000 GHz	7.000 GHz	1.000 MHz	6.94626 GHz	-31.99 dBm	-18.99 dB
7.000 GHz	13.600 GHz	1.000 MHz	8.82548 GHz	-34.54 dBm	-21.54 dB
13.600 GHz	19.100 GHz	1.000 MHz	18.29804 GHz	-31.81 dBm	-18.81 dB

Date: 15.FEB.2019 10:21:34

Middle Channel

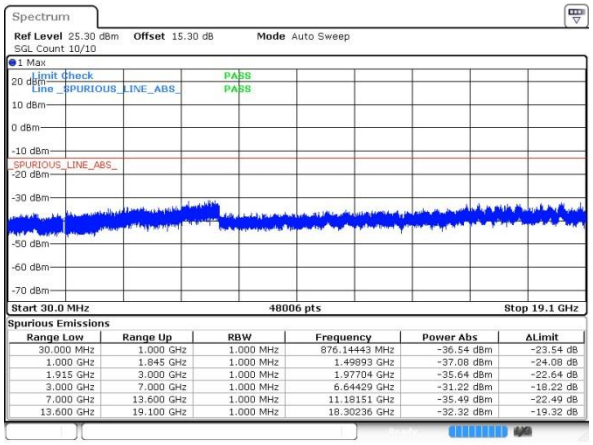

Spurious Emissions

Range Low	Range Up	RBW	Frequency	Power Abs	ΔLimit
30.000 MHz	1.000 GHz	1.000 MHz	876.14443 MHz	-36.54 dBm	-23.54 dB
1.000 GHz	1.845 GHz	1.000 MHz	1.49893 GHz	-37.08 dBm	-24.08 dB
1.915 GHz	3.000 GHz	1.000 MHz	1.97704 GHz	-35.64 dBm	-22.64 dB
3.000 GHz	7.000 GHz	1.000 MHz	6.64429 GHz	-31.22 dBm	-18.22 dB
7.000 GHz	13.600 GHz	1.000 MHz	11.18151 GHz	-35.49 dBm	-22.49 dB
13.600 GHz	19.100 GHz	1.000 MHz	18.30236 GHz	-32.32 dBm	-19.32 dB

Date: 15.FEB.2019 10:22:56

Highest Channel

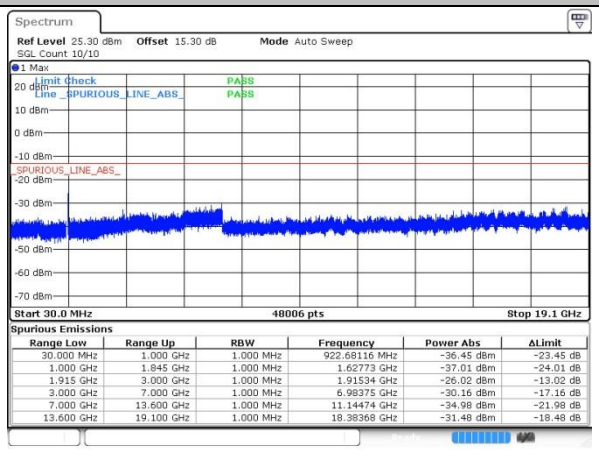

Spurious Emissions

Range Low	Range Up	RBW	Frequency	Power Abs	ΔLimit
30.000 MHz	1.000 GHz	1.000 MHz	922.68116 MHz	-36.45 dBm	-23.45 dB
1.000 GHz	1.845 GHz	1.000 MHz	1.62773 GHz	-37.01 dBm	-24.01 dB
1.915 GHz	3.000 GHz	1.000 MHz	1.91534 GHz	-26.02 dBm	-13.02 dB
3.000 GHz	7.000 GHz	1.000 MHz	6.98375 GHz	-30.16 dBm	-17.16 dB
7.000 GHz	13.600 GHz	1.000 MHz	11.14474 GHz	-34.98 dBm	-21.98 dB
13.600 GHz	19.100 GHz	1.000 MHz	18.38368 GHz	-31.48 dBm	-18.48 dB

Date: 15.FEB.2019 10:24:19

WCDMA Band IV (RMC 12.2Kbps)

Lowest Channel

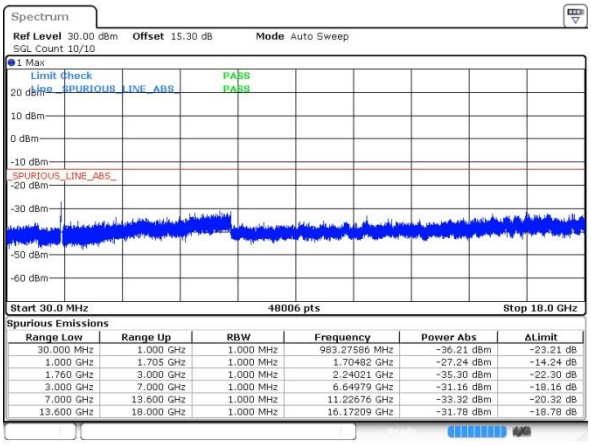

Spurious Emissions

Range Low	Range Up	RBW	Frequency	Power Abs	ΔLimit
30.000 MHz	1.000 GHz	1.000 MHz	983.27586 MHz	-36.21 dBm	-23.21 dB
1.000 GHz	1.705 GHz	1.000 MHz	1.70482 GHz	-27.24 dBm	-14.24 dB
1.760 GHz	3.000 GHz	1.000 MHz	2.24021 GHz	-35.30 dBm	-22.30 dB
3.000 GHz	7.000 GHz	1.000 MHz	6.64979 GHz	-31.16 dBm	-18.16 dB
7.000 GHz	13.600 GHz	1.000 MHz	11.22676 GHz	-33.32 dBm	-20.32 dB
13.600 GHz	18.000 GHz	1.000 MHz	16.17209 GHz	-31.78 dBm	-18.78 dB

Date: 15.FEB.2019 10:48:07

Middle Channel

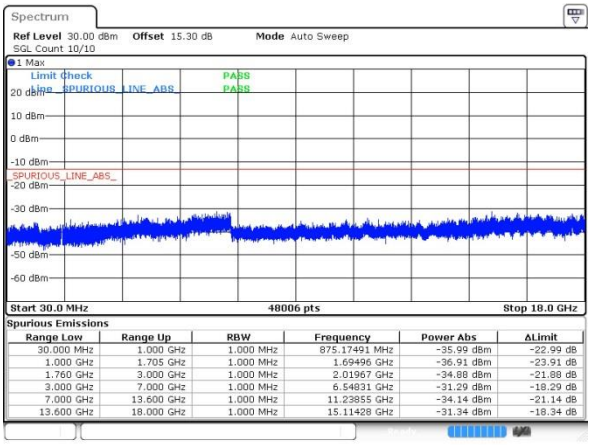

Spurious Emissions

Range Low	Range Up	RBW	Frequency	Power Abs	ΔLimit
30.000 MHz	1.000 GHz	1.000 MHz	875.17491 MHz	-35.99 dBm	-22.99 dB
1.000 GHz	1.705 GHz	1.000 MHz	1.69496 GHz	-36.91 dBm	-23.91 dB
1.760 GHz	3.000 GHz	1.000 MHz	2.01967 GHz	-34.88 dBm	-21.88 dB
3.000 GHz	7.000 GHz	1.000 MHz	6.54831 GHz	-31.29 dBm	-18.29 dB
7.000 GHz	13.600 GHz	1.000 MHz	11.23855 GHz	-34.14 dBm	-21.14 dB
13.600 GHz	18.000 GHz	1.000 MHz	15.11428 GHz	-31.34 dBm	-18.34 dB

Date: 15.FEB.2019 10:54:08

Highest Channel

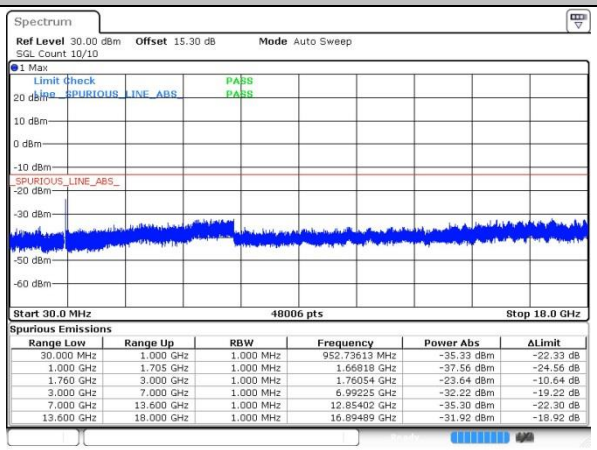

Spurious Emissions

Range Low	Range Up	RBW	Frequency	Power Abs	ΔLimit
30.000 MHz	1.000 GHz	1.000 MHz	952.73613 MHz	-35.33 dBm	-22.33 dB
1.000 GHz	1.705 GHz	1.000 MHz	1.66818 GHz	-37.56 dBm	-24.56 dB
1.760 GHz	3.000 GHz	1.000 MHz	1.76054 GHz	-23.64 dBm	-10.64 dB
3.000 GHz	7.000 GHz	1.000 MHz	6.99225 GHz	-32.22 dBm	-19.22 dB
7.000 GHz	13.600 GHz	1.000 MHz	12.85402 GHz	-35.30 dBm	-22.30 dB
13.600 GHz	18.000 GHz	1.000 MHz	16.89489 GHz	-31.92 dBm	-18.92 dB

Date: 15.FEB.2019 10:55:31

Frequency Stability

Test Conditions	Middle Channel	GSM850 (GSM)	GSM850 (EDGE class 8)	Limit 2.5ppm
Temperature (°C)	Voltage (Volt)	Deviation (ppm)		Result
50	Normal Voltage	0.0108	0.0224	PASS
40	Normal Voltage	0.0032	0.0178	
30	Normal Voltage	0.0130	0.0087	
20(Ref.)	Normal Voltage	0.0000	0.0000	
10	Normal Voltage	0.0145	0.0155	
0	Normal Voltage	0.0078	0.0169	
-10	Normal Voltage	0.0175	0.0234	
-20	Normal Voltage	0.0159	0.0065	
-30	Normal Voltage	0.0143	0.0109	
20	Maximum Voltage	0.0096	0.0132	
20	Normal Voltage	0.0120	0.0203	
20	Battery End Point	0.0191	0.0036	

Note: Normal Voltage = 3.8V. ; Battery End Point (BEP) =3.4V. ; Maximum Voltage =4.4 V

Test Conditions	Middle Channel	GSM1900 (GSM)	GSM1900 (EDGE class 8)	Limit Note 2.
Temperature (°C)	Voltage (Volt)	Deviation (ppm)		Result
50	Normal Voltage	0.0058	0.0181	PASS
40	Normal Voltage	0.0015	0.0131	
30	Normal Voltage	0.0119	0.0023	
20(Ref.)	Normal Voltage	0.0000	0.0000	
10	Normal Voltage	0.0145	0.0112	
0	Normal Voltage	0.0136	0.0135	
-10	Normal Voltage	0.0089	0.0174	
-20	Normal Voltage	0.0021	0.0127	
-30	Normal Voltage	0.0118	0.0119	
20	Maximum Voltage	0.0052	0.0018	
20	Normal Voltage	0.0011	0.0134	
20	Battery End Point	0.0124	0.0027	

Note:

1. Normal Voltage = 3.8V. ; Battery End Point (BEP) =3.4V. ; Maximum Voltage =4.4 V
2. The frequency fundamental emissions stay within the authorized frequency block based on the frequency deviation measured is small.

Test Conditions	Middle Channel	WCDMA Band V (RMC 12.2KbpsRMC 12.2Kbps)	Limit 2.5ppm
Temperature (°C)	Voltage (Volt)	Deviation (ppm)	Result
50	Normal Voltage	0.0088	PASS
40	Normal Voltage	0.0255	
30	Normal Voltage	0.0021	
20(Ref.)	Normal Voltage	0.0000	
10	Normal Voltage	0.0278	
0	Normal Voltage	0.0243	
-10	Normal Voltage	0.0068	
-20	Normal Voltage	0.0273	
-30	Normal Voltage	0.0036	
20	Maximum Voltage	0.0012	
20	Normal Voltage	0.0234	
20	Battery End Point	0.0263	

Note: Normal Voltage = 3.8V. ；Battery End Point (BEP) =3.4V. ；Maximum Voltage =4.4 V

Test Conditions	Middle Channel	WCDMA Band II (RMC 12.2Kbps)	Limit Note 2.
Temperature (°C)	Voltage (Volt)	Deviation (ppm)	Result
50	Normal Voltage	0.0018	PASS
40	Normal Voltage	0.0122	
30	Normal Voltage	0.0118	
20(Ref.)	Normal Voltage	0.0000	
10	Normal Voltage	0.0174	
0	Normal Voltage	0.0048	
-10	Normal Voltage	0.0143	
-20	Normal Voltage	0.0159	
-30	Normal Voltage	0.0027	
20	Maximum Voltage	0.0022	
20	Normal Voltage	0.0096	
20	Battery End Point	0.0032	

Note:

1. Normal Voltage = 3.8V；Battery End Point (BEP) =3.4V；Maximum Voltage =4.4V
2. The frequency fundamental emissions stay within the authorized frequency block based on the frequency deviation measured is small.

Test Conditions	Middle Channel	WCDMA Band IV (RMC 12.2Kbps)	Limit Note 2.
Temperature (°C)	Voltage (Volt)	Deviation (ppm)	Result
50	Normal Voltage	0.0035	PASS
40	Normal Voltage	0.0029	
30	Normal Voltage	0.0150	
20(Ref.)	Normal Voltage	0.0000	
10	Normal Voltage	0.0023	
0	Normal Voltage	0.0127	
-10	Normal Voltage	0.0035	
-20	Normal Voltage	0.0144	
-30	Normal Voltage	0.0046	
20	Maximum Voltage	0.0017	
20	Normal Voltage	0.0133	
20	Battery End Point	0.0035	

Note:

1. Normal Voltage = 3.8V. ；Battery End Point (BEP) =3.4 V. ；Maximum Voltage =4.4V
2. The frequency fundamental emissions stay within the authorized frequency block based on the frequency deviation measured is small.

Appendix B. Test Results of Radiated Test

Radiated Spurious Emission

GSM850 (GSM)								
Channel	Frequency (MHz)	ERP (dBm)	Limit (dBm)	Over Limit (dB)	S.G. Power (dBm)	TX Cable loss (dB)	TX Antenna Gain (dBi)	Polarization (H/V)
Middle	1672	-54.55	-13	-41.55	-55.76	2.32	5.68	H
	2510	-41.72	-13	-28.72	-42.35	3.02	5.80	H
	3348	-65.71	-13	-52.71	-68.17	3.27	7.88	H
	1672	-60.21	-13	-47.21	-61.42	2.32	5.68	V
	2510	-50.11	-13	-37.11	-50.74	3.02	5.80	V
	3348	-65.63	-13	-52.63	-68.09	3.27	7.88	V

Remark: Spurious emissions within 30-1000MHz were found more than 20dB below limit line.

GSM850 (EDGE class 8)								
Channel	Frequency (MHz)	ERP (dBm)	Limit (dBm)	Over Limit (dB)	S.G. Power (dBm)	TX Cable loss (dB)	TX Antenna Gain (dBi)	Polarization (H/V)
Middle	1672	-56.98	-13	-43.98	-58.19	2.32	5.68	H
	2510	-49.27	-13	-36.27	-49.90	3.02	5.80	H
	3348	-65.78	-13	-52.78	-68.24	3.27	7.88	H
	1672	-64.18	-13	-51.18	-65.39	2.32	5.68	V
	2508	-47.05	-13	-34.05	-47.68	3.02	5.80	V
	3348	-66.03	-13	-53.03	-68.49	3.27	7.88	V

Remark: Spurious emissions within 30-1000MHz were found more than 20dB below limit line.

GSM1900 (GSM)								
Channel	Frequency (MHz)	EIRP (dBm)	Limit (dBm)	Over Limit (dB)	S.G. Power (dBm)	TX Cable loss (dB)	TX Antenna Gain (dBi)	Polarization (H/V)
Middle	3759	-55.11	-13	-42.11	-59.98	3.55	8.42	H
	5640	-45.32	-13	-32.32	-51.66	4.34	10.68	H
	7521	-54.74	-13	-41.74	-61.54	5.14	11.94	H
	3759	-56.37	-13	-43.37	-61.24	3.55	8.42	V
	5640	-42.54	-13	-29.54	-48.88	4.34	10.68	V
	7521	-54.18	-13	-41.18	-60.98	5.14	11.94	V

Remark: Spurious emissions within 30-1000MHz were found more than 20dB below limit line.

GSM1900 (EDGE class 8)								
Channel	Frequency (MHz)	EIRP (dBm)	Limit (dBm)	Over Limit (dB)	S.G. Power (dBm)	TX Cable loss (dB)	TX Antenna Gain (dBi)	Polarization (H/V)
Middle	3759	-62.61	-13	-49.61	-67.48	3.55	8.42	H
	5640	-58.10	-13	-45.10	-64.44	4.34	10.68	H
	7521	-54.43	-13	-41.43	-61.23	5.14	11.94	H
	3759	-61.59	-13	-48.59	-66.46	3.55	8.42	V
	5640	-55.41	-13	-42.41	-61.75	4.34	10.68	V
	7521	-54.06	-13	-41.06	-60.86	5.14	11.94	V

Remark: Spurious emissions within 30-1000MHz were found more than 20dB below limit line.

WCDMA Band V(RMC 12.2Kbps)								
Channel	Frequency (MHz)	ERP (dBm)	Limit (dBm)	Over Limit (dB)	S.G. Power (dBm)	TX Cable loss (dB)	TX Antenna Gain (dBi)	Polarization (H/V)
Middle	1674	-67.11	-13	-54.11	-68.32	2.32	5.68	H
	2512	-63.53	-13	-50.53	-64.16	3.02	5.80	H
	3348	-66.03	-13	-53.03	-68.49	3.27	7.88	H
	1674	-65.47	-13	-52.47	-66.68	2.32	5.68	V
	2512	-62.51	-13	-49.51	-63.14	3.02	5.80	V
	3348	-65.76	-13	-52.76	-68.22	3.27	7.88	V

Remark: Spurious emissions within 30-1000MHz were found more than 20dB below limit line.

WCDMA Band II(RMC 12.2Kbps)								
Channel	Frequency (MHz)	EIRP (dBm)	Limit (dBm)	Over Limit (dB)	S.G. Power (dBm)	TX Cable loss (dB)	TX Antenna Gain (dBi)	Polarization (H/V)
Middle	3759	-62.53	-13	-49.53	-67.40	3.55	8.42	H
	5640	-58.30	-13	-45.30	-64.64	4.34	10.68	H
	7521	-54.21	-13	-41.21	-61.01	5.14	11.94	H
	3759	-62.60	-13	-49.60	-67.47	3.55	8.42	V
	5640	-58.53	-13	-45.53	-64.87	4.34	10.68	V
	7521	-53.72	-13	-40.72	-60.52	5.14	11.94	V

Remark: Spurious emissions within 30-1000MHz were found more than 20dB below limit line.

WCDMA Band IV(RMC 12.2Kbps)								
Channel	Frequency (MHz)	EIRP (dBm)	Limit (dBm)	Over Limit (dB)	S.G. Power (dBm)	TX Cable loss (dB)	TX Antenna Gain (dBi)	Polarization (H/V)
Middle	3468	-60.02	-13	-47.02	-64.74	3.41	8.13	H
	5199	-60.12	-13	-47.12	-66.13	4.195	10.20	H
	6930	-56.44	-13	-43.44	-62.89	4.91	11.36	H
	3465	-61.63	-13	-48.63	-66.35	3.413	8.13	V
	5196	-56.55	-13	-43.55	-62.56	4.195	10.20	V
	6930	-56.17	-13	-43.17	-62.62	4.911	11.36	V

Remark: Spurious emissions within 30-1000MHz were found more than 20dB below limit line.