es-US

motorola one

Pending

read me

Caution: Before using your phone, please read the safety, regulatory, and legal information provided with your product.

At a glance

Let's get started. We'll guide you through startup and tell you where to find more information about your phone and its great features.

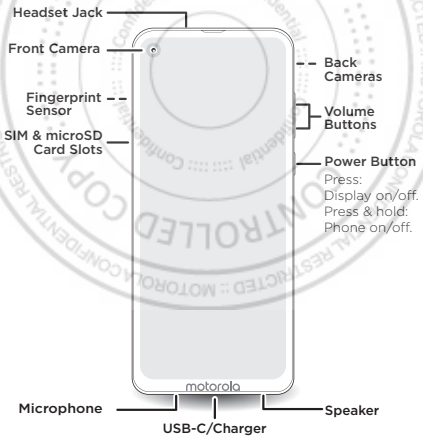

Put in the cards

Depending on the model, your phone might support using two SIM cards.

Caution: Make sure you use the correct size SIM card and don't cut the SIM card.

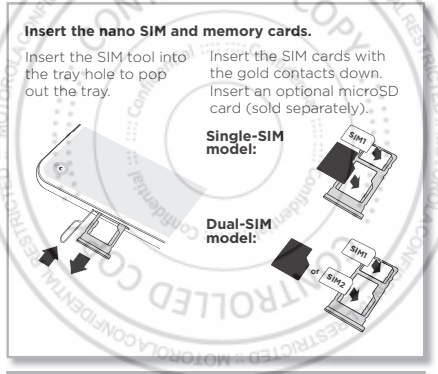

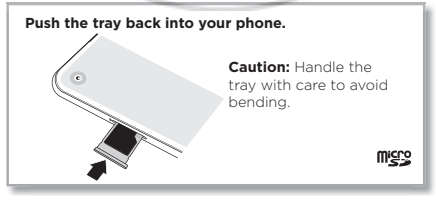

Finish up

Connect your charger to charge your phone fully, then turn on the power. Follow the screen prompts to get started.

For phones that use two SIM cards, follow the prompts to set them up.

Note: For the best charging experience, use a Motorola charger. Use of other chargers is not recommended.



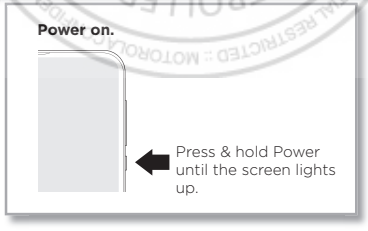

Useful apps

When you're up and running, try these apps to see what you can do with your new phone.

Find it: Swipe up ^ from the home screen to see all your apps.

- **Moto:** Explore special features designed to save you time and make your day easier. Check out display options, actions your phone can do, and more.
- **Camera:** Your camera takes crisp, clear photos and videos, but that's not all. See features, like Google Lens™, selective focus, and background replacement.
- **Youtube:** Watch your favorite channels, listen to music you love, and upload videos to share with people around the world.
- **Google Assistant:** Get things done on-the-go using your voice. Make calls and send texts, remind yourself to stop by the store, and more. Just long-press the home button to get started.
- **Google Duo:** Simple, high quality video calls when you're on 3G, 4G, or WiFi.
- **Google Photos:** All your photos and videos, automatically organized so you can share and save what matters.

Note: Software updates happen frequently, so your phone may not have all the listed apps or features.

SAR To view the SAR values for your phone, visit **https://motorola.com/sar**. This product meets the applicable national or international RF exposure guidance (SAR guideline) when used normally against your head or, when worn or carried, at a distance of 5 mm from the body. The SAR guideline includes a considerable safety margin designed to assure the safety of all persons, regardless of age and health.

To view additional SAR information on your phone, swipe up ^ > **Settings** > **System** > **Legal information** > **RF information**. To view the information on the web, visit **www.motorola.com/rfhealth**.

motorola.com

Security & convenience

Lock, unlock, and more with ease.

- **Fingerprint and screen lock:** Swipe up ^ > ⚙ **Settings** > **Security & location**.
- **Face unlock:** Swipe up ^ > ⚙ **Settings** > **Security & location** > **Face unlock**.

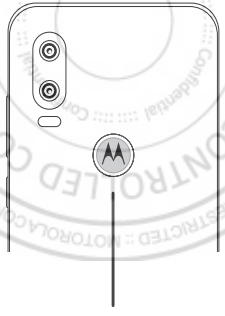

Fingerprint Sensor
Touch to unlock.

Help & more

Get answers, updates, and info:

- **Help is here:** Swipe up ^ > ⚙ **Settings** > **Help** to learn how to use your phone and get support.
- **Get more:** Get software, user guides, and more at www.motorola.com/mymotoone
- **Get apps:** Tap ▶ **Play Store** to browse and download apps.
- **Join the conversation:** Find us on YouTube™, Facebook™, and Twitter.

Where is my legal, safety, and regulatory information?

In order to provide you with better access to this important information, we've made it accessible from the phone's Settings menu and on the web. Review these materials prior to using your phone. To access the materials from a connected phone, swipe up ^ > **Settings** > **System** > **Legal information**, and select a topic. To access the materials on the web, visit www.motorola.com/device-legal.

Splash resistance. Phones marketed as water resistant are not waterproof. Avoid prolonged exposure to water, and do not submerge in water. In the event your phone is exposed to water, dry your phone and ports thoroughly with a soft, clean cloth. Don't charge your phone when it's wet. Water damage is not covered by your warranty. For more information, refer to the Help on your phone. Swipe up ^ > **Settings** > **Help**.

Battery safety. Before assembling, charging or using your phone for the first time, please read the important product safety and legal information provided with your product.

If your phone becomes unresponsive, press and hold the Power button until the screen goes dark and your device restarts.

For your safety, the battery in your phone should only be removed by a Motorola approved service center or independent qualified professional.

Warning:

- Don't try to remove or replace the battery yourself—doing so may damage the battery and could cause burning and injury.
- Don't crush, bend (except for normal hinge use), or expose your phone to heat or liquid. This may damage the battery and could cause burning and injury.
- Don't put your phone in a microwave oven, conventional oven, or dryer.

Warning about high volume usage. To prevent possible hearing damage, do not listen at high volume levels for long periods.

Disposal & recycling. Help do your part! Please don't dispose of phones or electrical accessories (such as chargers, headsets, or batteries) with your household waste. Product packaging and product guides should only be disposed of in accordance with national collection and recycling requirements. For details on approved national recycling schemes and Motorola recycling activities, go to: www.motorola.com/recycling.

Usage. This phone supports apps and services that could use a lot of data, so make sure your data plan meets your needs. Contact your service provider for details. Certain apps and features may not be available in all countries.

Warranty. This product is covered by Motorola's limited warranty. To review the warranty on your phone, swipe up ^ > **Settings** > **System** > **Legal information** > **Warranty**, or visit www.motorola.com/device-legal. You may also obtain a copy of the warranty by contacting Motorola at: Motorola Mobility LLC, Attention Customer Service—Warranty Request, 222 West Merchandise Mart Plaza, Suite 1800, Chicago, IL 60654.

Arbitration & opt-out. Except where prohibited by law, any controversy or claim arising out of or relating to any Motorola product will be resolved by binding arbitration, instead of in court, unless you opt-out. To opt-out, send a written rejection notice within 30 days of purchase that includes your name, address, phone number, device, and device serial number, and tells Motorola that you are rejecting this Arbitration provision to: Motorola Mobility LLC, 222 West Merchandise Mart Plaza, Suite 1800, Attn: Arbitration Provision Opt-Out, Chicago, IL 60654 or arbitrat@motorola.com. To locate your phone's serial (IMEI) number, swipe up ^ > **Settings** > **System** > **About phone**. For more information on this arbitration provision, on your phone, swipe up ^ > **Settings** > **System** > **Legal information** > **Arbitration and opt-out**, or visit www.motorola.com/device-legal.

Legal disclaimers. Certain features, services and applications are network dependent and might not be available in all areas; additional terms, conditions and/or charges might apply. Contact your service provider for details. All features, functionality, and other product specifications, as well as the information contained in this guide, are based upon the latest available information and believed to be accurate at the time of printing. Motorola reserves the right to correct, change or modify any information or specifications without notice or obligation.

Copyright & trademarks. MOTOROLA, the stylized M logo, MOTO, and the MOTO family of marks are trademarks or registered trademarks of Motorola Trademark Holdings, LLC. LENOVO is a trademark of Lenovo. Google, Android, Google Play and other marks are trademarks of Google LLC. microSD Logo is a trademark of SD-3C, LLC. Manufactured under license from Dolby Laboratories. Dolby, Dolby Audio, and the double-D symbol are trademarks of Dolby Laboratories. All other product or service names are the property of their respective owners.
© 2019 Motorola Mobility LLC. All rights reserved.

Product ID: **motorola one vision** (Model XT1970-1, XT1970-2, XT1970-3)
Manual Number: XXXXXXXXXXX-A

Motorola Mobility LLC
222 W. Merchandise Mart Plaza
Chicago, IL 60654
www.motorola.com