	Band	Position	SAR (W/kg)	Gap (mm)	SAR peak location (mm) X	Y	Z	3D distance (mm)	Summed SAR (W/kg)	SPLSR Results	Simultaneous SAR
Case #13	GSM1900 Cube0	Back	1.279	5mm	-40.9	-68.5	-1.79	131.6	1.98	0.02	Not required
	Bluetooth		0.041	5mm	-30.8	67.6	-1.89				
	WLAN5GHz		0.662	5mm	-24	62	-2.6				
	GSM1900 Cube0	Back	1.279	5mm	-40.9	-68.5	-1.79	136.5	1.98	0.02	Not required
	WLAN5GHz		0.662	5mm	-24	62	-2.6				
	Bluetooth		0.041	5mm	-30.8	67.6	-1.89				
	GSM1900 Cube1	Back	1.27	5mm	-13.5	-77.4	-1.71	139.8	1.97	0.02	Not required
	Bluetooth		0.041	5mm	-30.8	67.6	-1.89				
	WLAN5GHz		0.662	5mm	-24	62	-2.6				
	GSM1900 Cube1	Back	1.27	5mm	-13.5	-77.4	-1.71	146.0	1.97	0.02	Not required
	WLAN5GHz		0.662	5mm	-24	62	-2.6				
	Bluetooth		0.041	5mm	-30.8	67.6	-1.89				

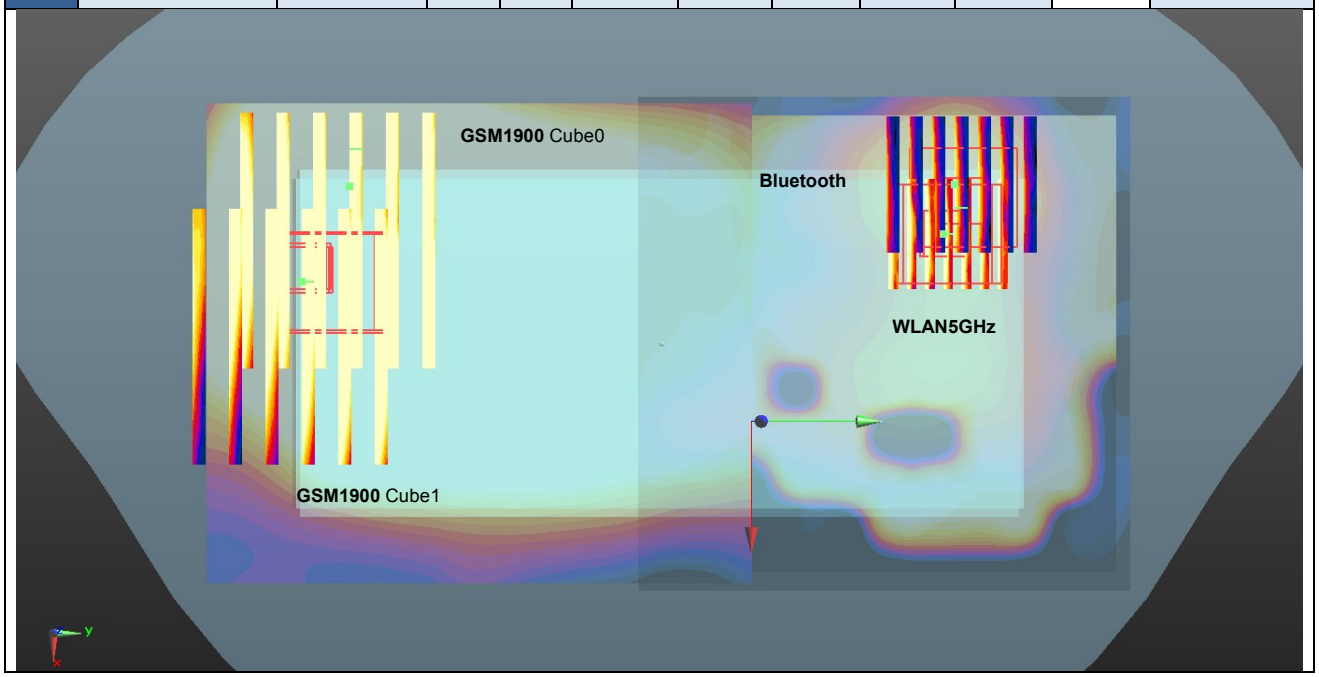

	Band	Position	SAR (W/kg)	Gap (mm)	SAR peak location (mm) X	Y	Z	3D distance (mm)	Summed SAR (W/kg)	SPLSR Results	Simultaneous SAR
Case #14	WCDMA Band V	Back	1.150	5mm	4.4	-81.5	-1.98	146.3	1.85	0.02	Not required
	Bluetooth		0.041	5mm	-30.8	67.6	-1.89				
	WLAN5GHz		0.662	5mm	-24	62	-2.6				
	WCDMA Band V	Back	1.150	5mm	4.4	-81.5	-1.98	153.2	1.85	0.02	Not required
	WLAN5GHz		0.662	5mm	-24	62	-2.6				
	Bluetooth		0.041	5mm	-30.8	67.6	-1.89				

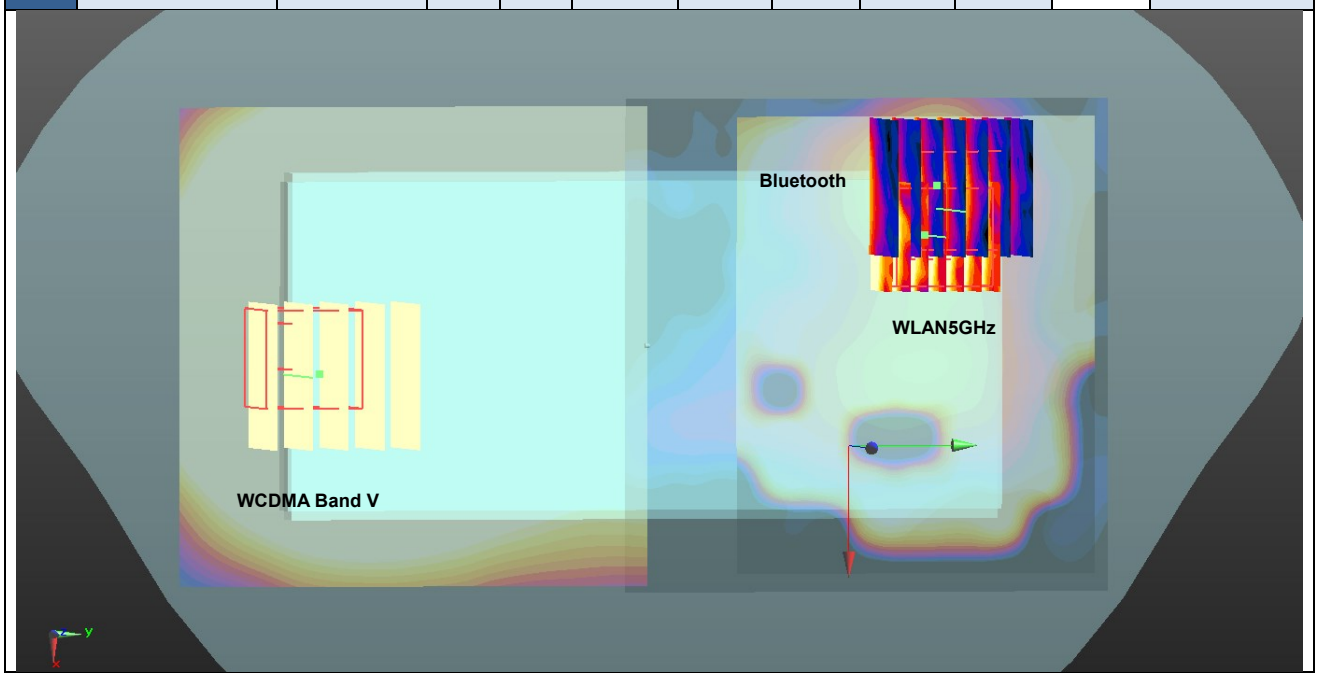

	Band	Position	SAR (W/kg)	Gap (mm)	SAR peak location (mm) X	Y	Z	3D distance (mm)	Summed SAR (W/kg)	SPLSR Results	Simultaneous SAR
Case #15	WCDMA Band II Cube0	Back	1.021	5mm	-41	-68.9	-1.76	132.0	1.72	0.02	Not required
	Bluetooth		0.041	5mm	-30.8	67.6	-1.89				
	WLAN5GHz		0.662	5mm	-24	62	-2.6				
	WCDMA Band II Cube0	Back	1.021	5mm	-41	-68.9	-1.76	136.9	1.72	0.02	Not required
	WLAN5GHz		0.662	5mm	-24	62	-2.6				
	Bluetooth		0.041	5mm	-30.8	67.6	-1.89				
	WCDMA Band II Cube1	Back	1.013	5mm	-13.7	-78.3	-1.68	140.7	1.72	0.02	Not required
	Bluetooth		0.041	5mm	-30.8	67.6	-1.89				
	WLAN5GHz		0.662	5mm	-24	62	-2.6				
	WCDMA Band II Cube1	Back	1.013	5mm	-13.7	-78.3	-1.68	146.9	1.72	0.02	Not required
	WLAN5GHz		0.662	5mm	-24	62	-2.6				
	Bluetooth		0.041	5mm	-30.8	67.6	-1.89				

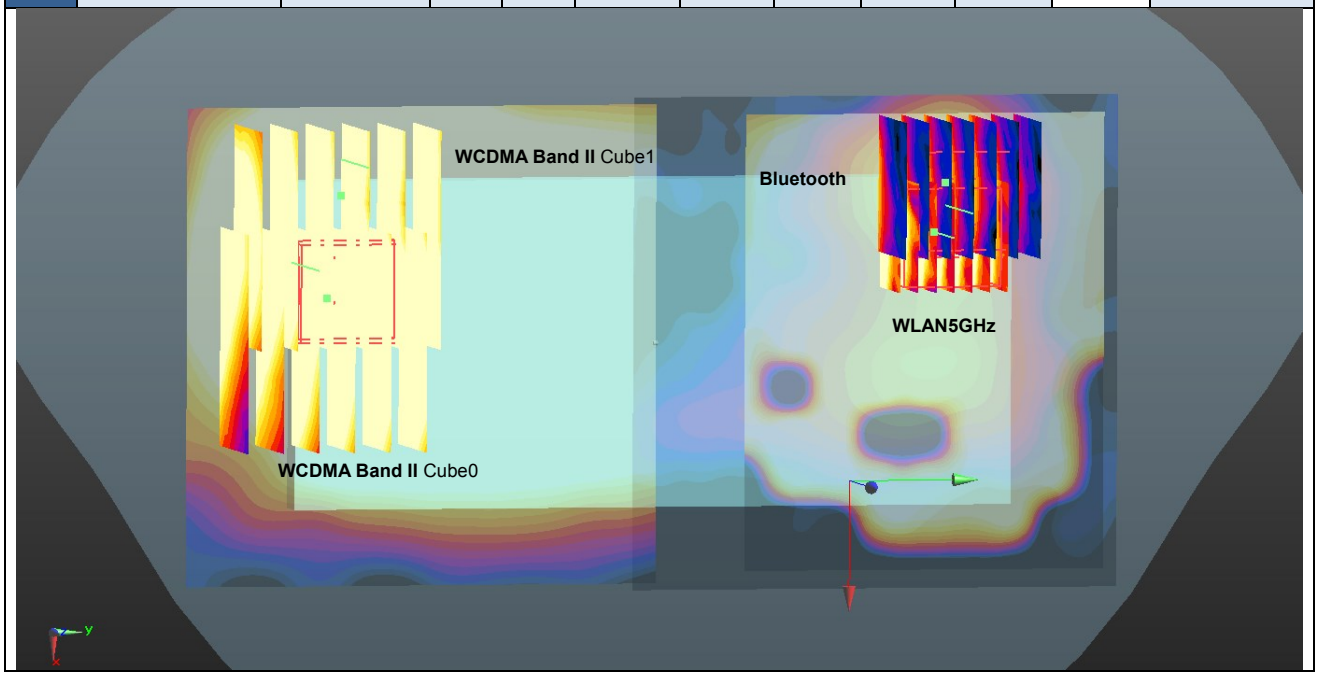

	Band	Position	SAR (W/kg)	Gap (mm)	SAR peak location (mm)			3D distance (mm)	Summed SAR (W/kg)	SPLSR Results	Simultaneous SAR
					X	Y	Z				
Case #16	LTE Band 5	Back	1.056	5mm	4.4	-81.5	-1.96	146.3	1.76	0.02	Not required
	Bluetooth		0.041	5mm	-30.8	67.6	-1.89				
	WLAN5GHz		0.662	5mm	-24	62	-2.6				
	LTE Band 5	Back	1.056	5mm	4.4	-81.5	-1.96	153.2	1.76	0.02	Not required
	WLAN5GHz		0.662	5mm	-24	62	-2.6				
	Bluetooth		0.041	5mm	-30.8	67.6	-1.89				

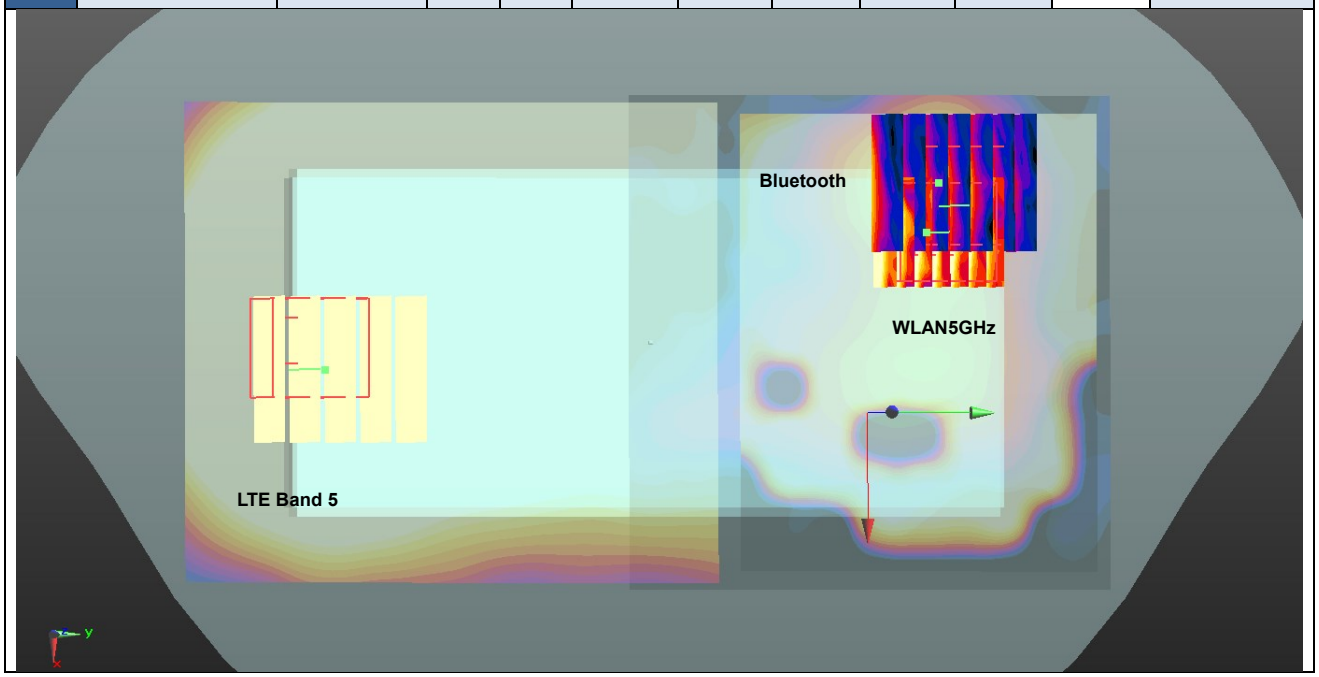

	Band	Position	SAR (W/kg)	Gap (mm)	SAR peak location (mm)			3D distance (mm)	Summed SAR (W/kg)	SPLSR Results	Simultaneous SAR
					X	Y	Z				
Case #17	LTE Band 7 Cube0	Back	1.355	5mm	21	-68.4	-1.7	137.9	2.06	0.02	Not required
	Bluetooth		0.041	5mm	-30.8	67.6	-1.89				
	WLAN5GHz		0.662	5mm	-24	62	-2.6				
	LTE Band 7 Cube0	Back	1.355	5mm	21	-68.4	-1.7	145.5	2.06	0.02	Not required
	WLAN5GHz		0.662	5mm	-24	62	-2.6				
	Bluetooth		0.041	5mm	-30.8	67.6	-1.89				
	LTE Band 7 Cube1	Back	1.287	5mm	-15.6	-78.2	-1.8	140.5	1.99	0.02	Not required
	Bluetooth		0.041	5mm	-30.8	67.6	-1.89				
	WLAN5GHz		0.662	5mm	-24	62	-2.6				
	LTE Band 7 Cube1	Back	1.287	5mm	-15.6	-78.2	-1.8	146.6	1.99	0.02	Not required
	WLAN5GHz		0.662	5mm	-24	62	-2.6				
	Bluetooth		0.041	5mm	-30.8	67.6	-1.89				

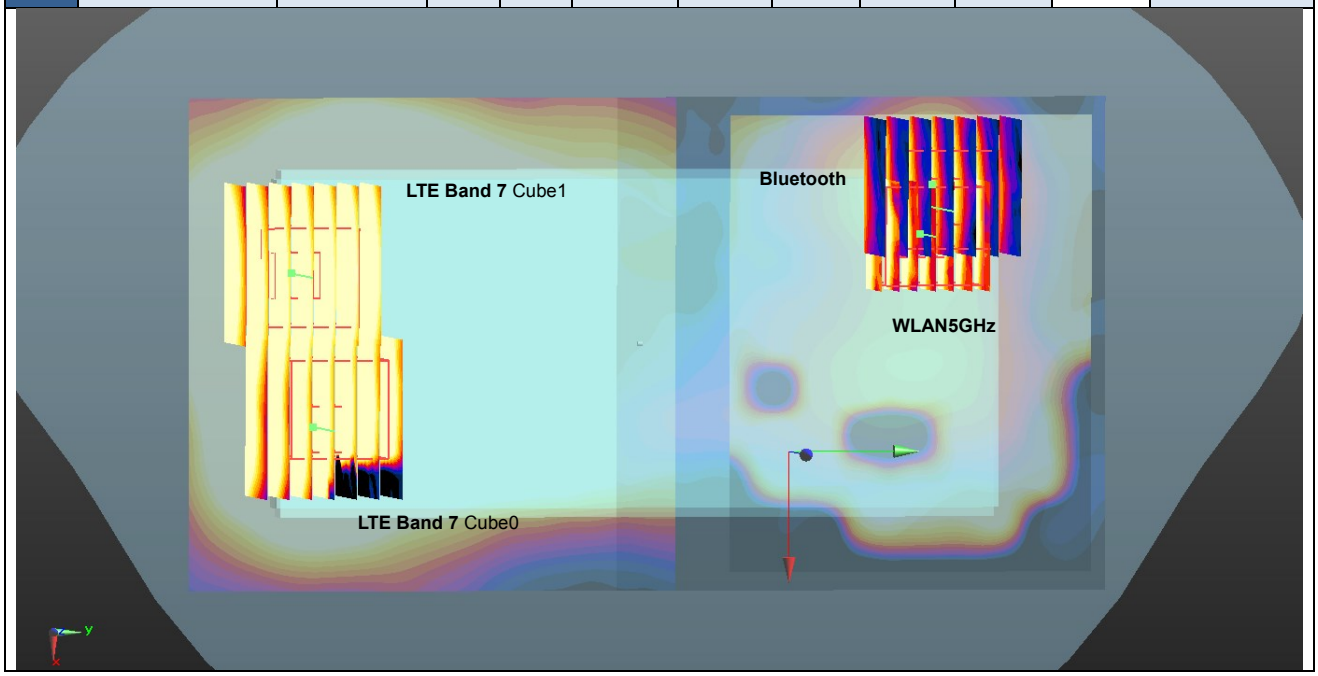

	Band	Position	SAR (W/kg)	Gap (mm)	SAR peak location (mm) X	Y	Z	3D distance (mm)	Summed SAR (W/kg)	SPLSR Results	Simultaneous SAR
Case #18	LTE Band 41 Cube0	Back	1.439	5mm	21	-73.6	-1.31	142.9	2.14	0.02	Not required
	Bluetooth		0.041	5mm	-30.8	67.6	-1.89				
	WLAN5GHz		0.662	5mm	-24	62	-2.6				
	LTE Band 41 Cube0	Back	1.439	5mm	21	-73.6	-1.31	150.4	2.14	0.02	Not required
	WLAN5GHz		0.662	5mm	-24	62	-2.6				
	Bluetooth		0.041	5mm	-30.8	67.6	-1.89				
	LTE Band 41 Cube1	Back	1.197	5mm	-16.8	-81.12	-1.59	143.4	1.90	0.02	Not required
	Bluetooth		0.041	5mm	-30.8	67.6	-1.89				
	WLAN5GHz		0.662	5mm	-24	62	-2.6				
	LTE Band 41 Cube1	Back	1.197	5mm	-16.8	-81.12	-1.59	149.5	1.90	0.02	Not required
	WLAN5GHz		0.662	5mm	-24	62	-2.6				
	Bluetooth		0.041	5mm	-30.8	67.6	-1.89				

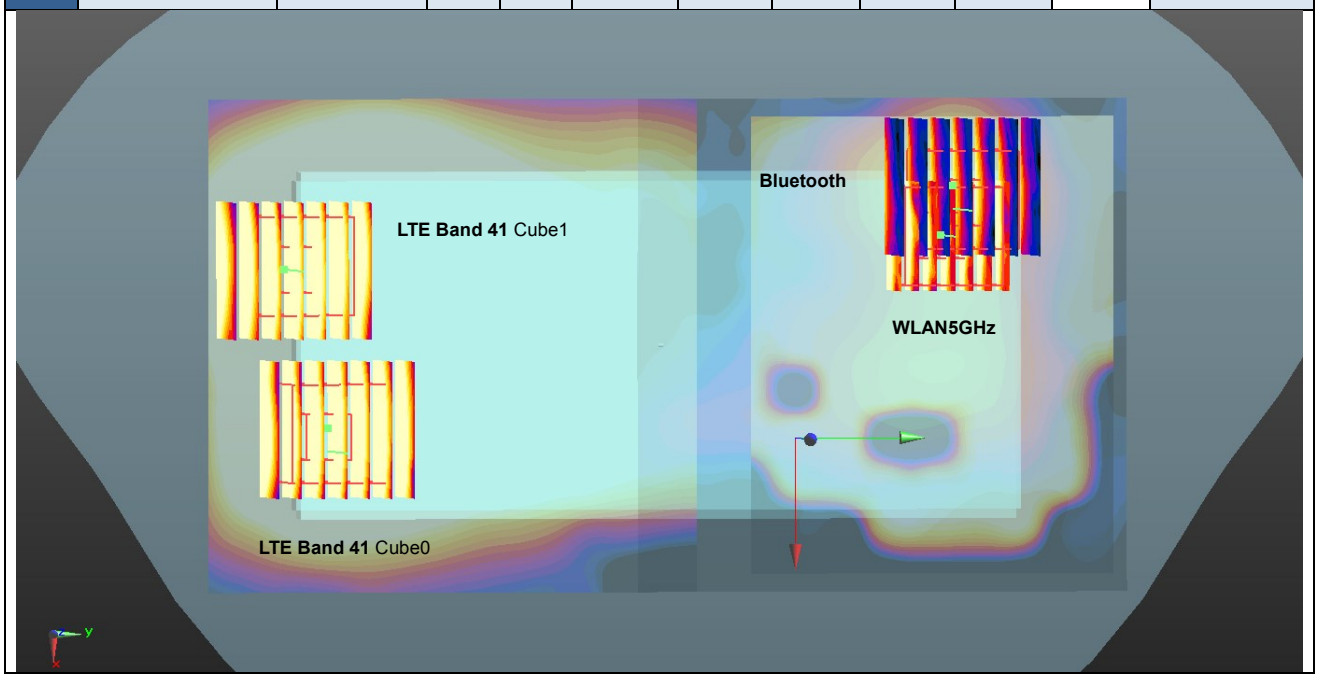

Test Engineer: Nick Hu

17. Uncertainty Assessment

Per KDB 865664 D01 SAR measurement 100MHz to 6GHz, when the highest measured 1-g SAR within a frequency band is < 1.5 W/kg and the measured 10-g SAR within a frequency band is < 3.75 W/kg. The expanded SAR measurement uncertainty must be ≤ 30%, for a confidence interval of k = 2. If these conditions are met, extensive SAR measurement uncertainty analysis described in IEEE Std 1528-2013 is not required in SAR reports submitted for equipment approval. For this device, the highest measured 1-g SAR is less 1.5W/kg and highest measured 10-g SAR is less 3.75W/kg. Therefore, the measurement uncertainty table is not required in this report.

18. References

[1] FCC 47 CFR Part 2 “Frequency Allocations and Radio Treaty Matters; General Rules and Regulations”

[2] ANSI/IEEE Std. C95.1-1992, “IEEE Standard for Safety Levels with Respect to Human Exposure to Radio Frequency Electromagnetic Fields, 3 kHz to 300 GHz”, September 1992

[3] IEEE Std. 1528-2013, “IEEE Recommended Practice for Determining the Peak Spatial-Average Specific Absorption Rate (SAR) in the Human Head from Wireless Communications Devices: Measurement Techniques”, Sep 2013

[4] SPEAG DASY System Handbook

[5] FCC KDB 865664 D01 v01r04, "SAR Measurement Requirements for 100 MHz to 6 GHz", Aug 2015.

[6] FCC KDB 865664 D02 v01r02, “RF Exposure Compliance Reporting and Documentation Considerations” Oct 2015.

[7] FCC KDB 447498 D01 v06, “Mobile and Portable Device RF Exposure Procedures and Equipment Authorization Policies”, Oct 2015

[8] FCC KDB 648474 D04 v01r03, “SAR Evaluation Considerations for Wireless Handsets”, Oct 2015.

[9] FCC KDB 248227 D01 v02r02, “SAR Guidance for IEEE 802.11 (WiFi) Transmitters”, Oct 2015.

[10] FCC KDB 616217 D04 v01r02, “SAR Evaluation Considerations for Laptop, Notebook, Netbook and Tablet Computers”, Oct 2015

[11] FCC KDB 941225 D01 v03r01, “3G SAR MEAUREMENT PROCEDURES”, Oct 2015

[12] FCC KDB 941225 D05 v02r05, “SAR Evaluation Considerations for LTE Devices”, Dec 2015

[13] FCC KDB 941225 D05A v01r02, “Rel. 10 LTE SAR Test Guidance and KDB Inquiries”, Oct 2015

[14] FCC KDB 941225 D06 v02r01, "SAR Evaluation Procedures for Portable Devices with Wireless Router Capabilities", Oct 2015.

Appendix A. Plots of System Performance Check

The plots are shown as follows.

Test Laboratory: Sporton International Inc. SAR/HAC Testing Lab Date: 2019.2.24

System Check_Head_835MHz

DUT: D835V2-4d151

Communication System: UID 0, CW (0); Frequency: 835 MHz;Duty Cycle: 1:1
Medium: HSL_850 Medium parameters used: f = 835 MHz; σ = 0.91 S/m; ε_r = 41.571; ρ = 1000 kg/m^3
Ambient Temperature：23.1 ℃； Liquid Temperature：22.5 ℃

DASY5 Configuration:
- Probe: EX3DV4 - SN3843; ConvF(9.01, 9.01, 9.01); Calibrated: 2018.9.27
- Sensor-Surface: 1.4mm (Mechanical Surface Detection)
- Electronics: DAE4 Sn1338; Calibrated: 2018.12.3
- Phantom: SAM1; Type: SAM; Serial: TP-1839
- Measurement SW: DASY52, Version 52.10 (1); SEMCAD X Version 14.6.11 (7439)

Pin=250mW/Area Scan (61x61x1): Interpolated grid: dx=1.500 mm, dy=1.500 mm
Maximum value of SAR (interpolated) = 2.70 W/kg

Pin=250mW/Zoom Scan (5x5x7)/Cube 0: Measurement grid: dx=8mm, dy=8mm, dz=5mm
Reference Value = 56.69 V/m; Power Drift = -0.05 dB
Peak SAR (extrapolated) = 3.38 W/kg
SAR(1 g) = 2.36 W/kg; SAR(10 g) = 1.61 W/kg
Maximum value of SAR (measured) = 2.72 W/kg

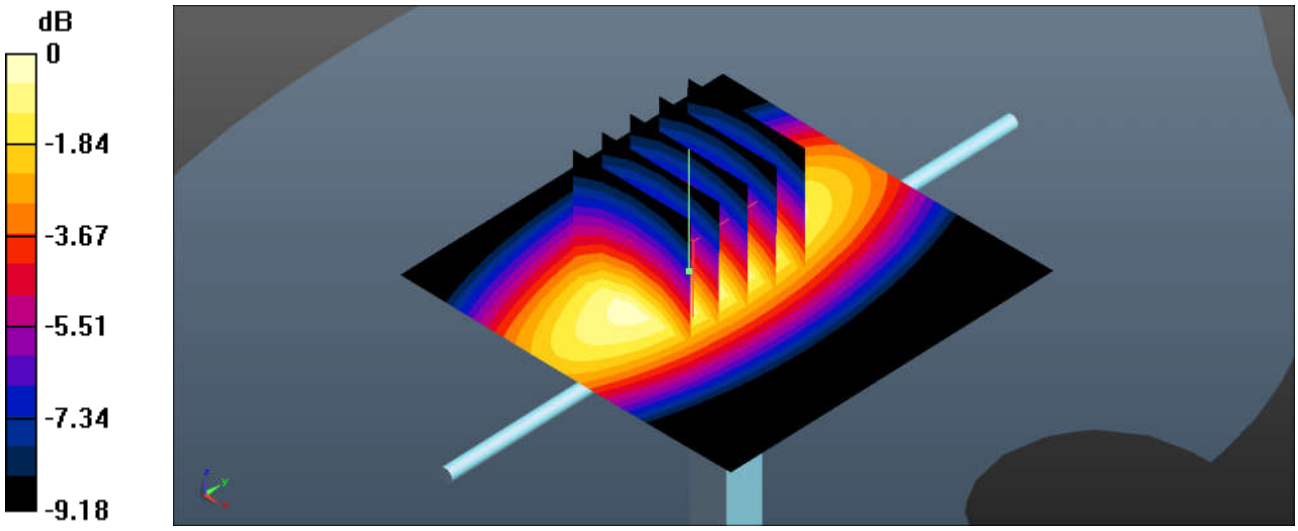

0 dB = 2.72 W/kg = 4.64 dBW/kg

Test Laboratory: Sporton International Inc. SAR/HAC Testing Lab Date: 2019.2.26

System Check_Head_1900MHz

DUT: D1900V2-5d170

Communication System: UID 0, CW (0); Frequency: 1900 MHz;Duty Cycle: 1:1
Medium: HSL_1900 Medium parameters used: f = 1900 MHz; σ = 1.439 S/m; ε_r = 38.966; ρ = 1000 kg/m^3
Ambient Temperature：23.3 ℃; Liquid Temperature：22.7 ℃

DASY5 Configuration:
- Probe: EX3DV4 - SN3843; ConvF(7.4, 7.4, 7.4); Calibrated: 2018.9.27
- Sensor-Surface: 1.4mm (Mechanical Surface Detection)
- Electronics: DAE4 Sn1338; Calibrated: 2018.12.3
- Phantom: SAM2; Type: SAM; Serial: TP-1754
- Measurement SW: DASY52, Version 52.10 (1); SEMCAD X Version 14.6.11 (7439)

Pin=250mW/Area Scan (61x61x1): Interpolated grid: dx=1.500 mm, dy=1.500 mm
Maximum value of SAR (interpolated) = 12.3 W/kg

Pin=250mW/Zoom Scan (5x5x7)/Cube 0: Measurement grid: dx=8mm, dy=8mm, dz=5mm
Reference Value = 88.08 V/m; Power Drift = -0.07 dB
Peak SAR (extrapolated) = 16.7 W/kg
SAR(1 g) = 9.22 W/kg; SAR(10 g) = 4.85 W/kg
Maximum value of SAR (measured) = 11.9 W/kg

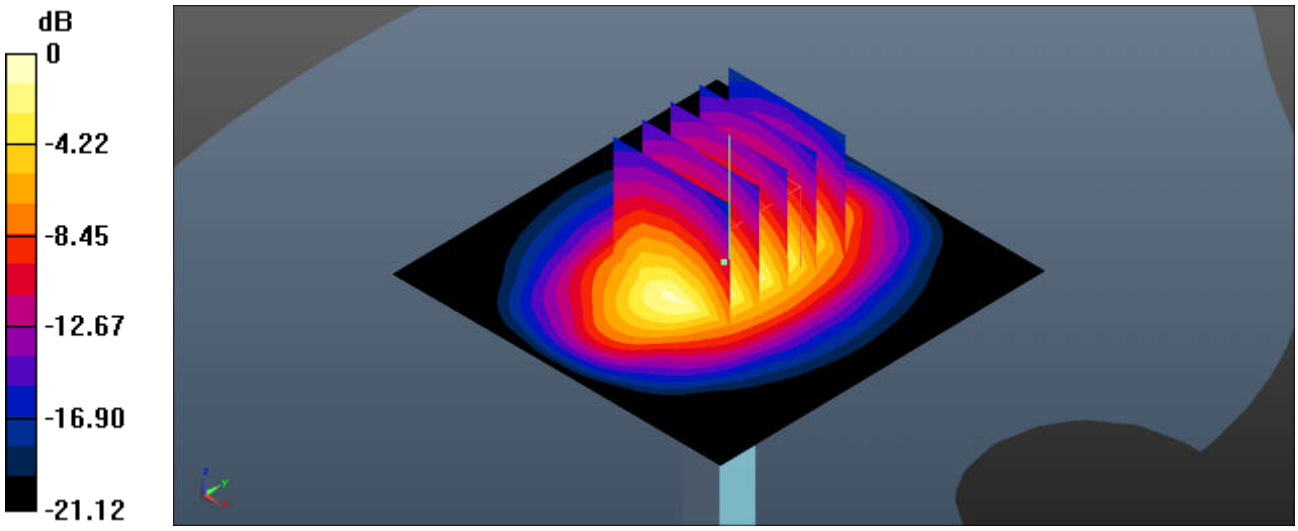

0 dB = 11.9 W/kg = 10.81 dBW/kg

Test Laboratory: Sporton International Inc. SAR/HAC Testing Lab Date: 2019.2.27

System Check_Head_2450MHz

DUT: D2450V2-908

Communication System: UID 0, CW; Frequency: 2450 MHz;Duty Cycle: 1:1
Medium: HSL_2450 Medium parameters used: f = 2450 MHz; σ = 1.859 S/m; ε_r = 38.887; ρ = 1000 kg/m^3
Ambient Temperature：23.4 ℃； Liquid Temperature：22.8 ℃

DASY5 Configuration:
- Probe: EX3DV4 - SN3843; ConvF(7.08, 7.08, 7.08); Calibrated: 2018.9.27
- Sensor-Surface: 1.4mm (Mechanical Surface Detection)
- Electronics: DAE4 Sn1338; Calibrated: 2018.12.3
- Phantom: SAM1; Type: SAM; Serial: TP-1839
- Measurement SW: DASY52, Version 52.10 (1); SEMCAD X Version 14.6.11 (7439)

Pin=250mW/Area Scan (71x71x1): Interpolated grid: dx=1.200 mm, dy=1.200 mm
Maximum value of SAR (interpolated) = 18.2 W/kg

Pin=250mW/Zoom Scan (7x7x7)/Cube 0: Measurement grid: dx=5mm, dy=5mm, dz=5mm
Reference Value = 83.73 V/m; Power Drift = 0.10 dB
Peak SAR (extrapolated) = 24.6 W/kg
SAR(1 g) = 12.3 W/kg; SAR(10 g) = 5.65 W/kg
Maximum value of SAR (measured) = 17.7 W/kg

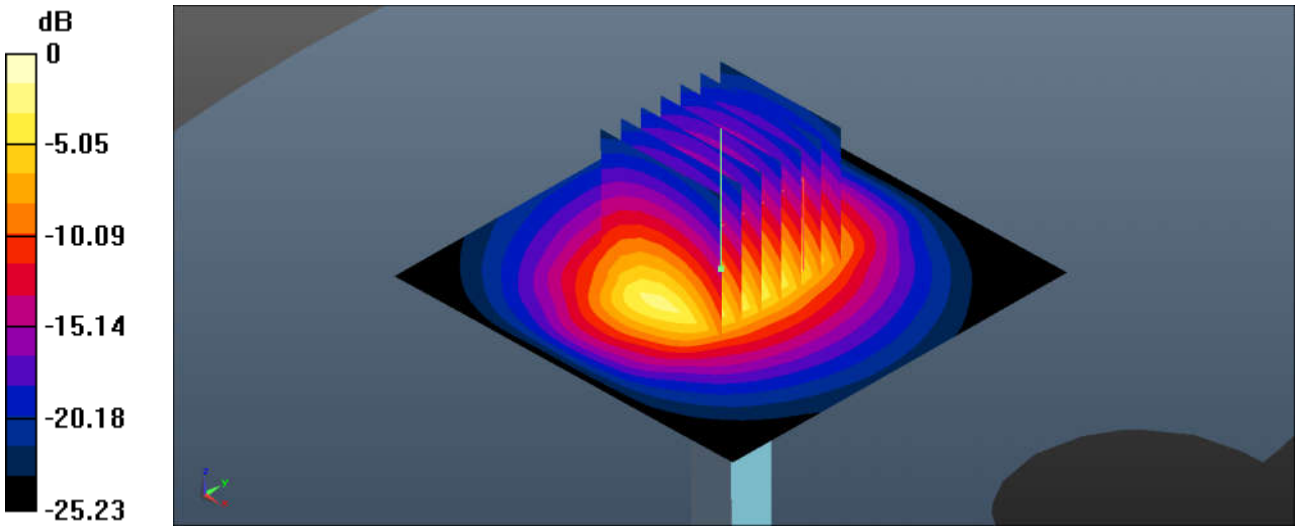

0 dB = 17.7 W/kg = 12.48 dBW/kg

Test Laboratory: Sporton International Inc. SAR/HAC Testing Lab Date: 2019.2.28

System Check_Head_2600MHz

DUT: D2600V2-1061

Communication System: UID 0, CW; Frequency: 2600 MHz;Duty Cycle: 1:1
Medium: HSL_2600 Medium parameters used: f = 2600 MHz; σ = 1.998 S/m; ε_r = 38.452; ρ = 1000 kg/m^3
Ambient Temperature：23.2 ℃; Liquid Temperature：22.6 ℃

DASY5 Configuration:
- Probe: EX3DV4 - SN3843; ConvF(6.86, 6.86, 6.86); Calibrated: 2018.9.27
- Sensor-Surface: 1.4mm (Mechanical Surface Detection)
- Electronics: DAE4 Sn1338; Calibrated: 2018.12.3
- Phantom: SAM1; Type: SAM; Serial: TP-1839
- Measurement SW: DASY52, Version 52.10 (1); SEMCAD X Version 14.6.11 (7439)

Pin=250mW/Area Scan (71x71x1): Interpolated grid: dx=1.200 mm, dy=1.200 mm
Maximum value of SAR (interpolated) = 20.4 W/kg

Pin=250mW/Zoom Scan (7x7x7)/Cube 0: Measurement grid: dx=5mm, dy=5mm, dz=5mm
Reference Value = 89.20 V/m; Power Drift = -0.06 dB
Peak SAR (extrapolated) = 29.1 W/kg
SAR(1 g) = 13.7 W/kg; SAR(10 g) = 6.11 W/kg
Maximum value of SAR (measured) = 19.5 W/kg

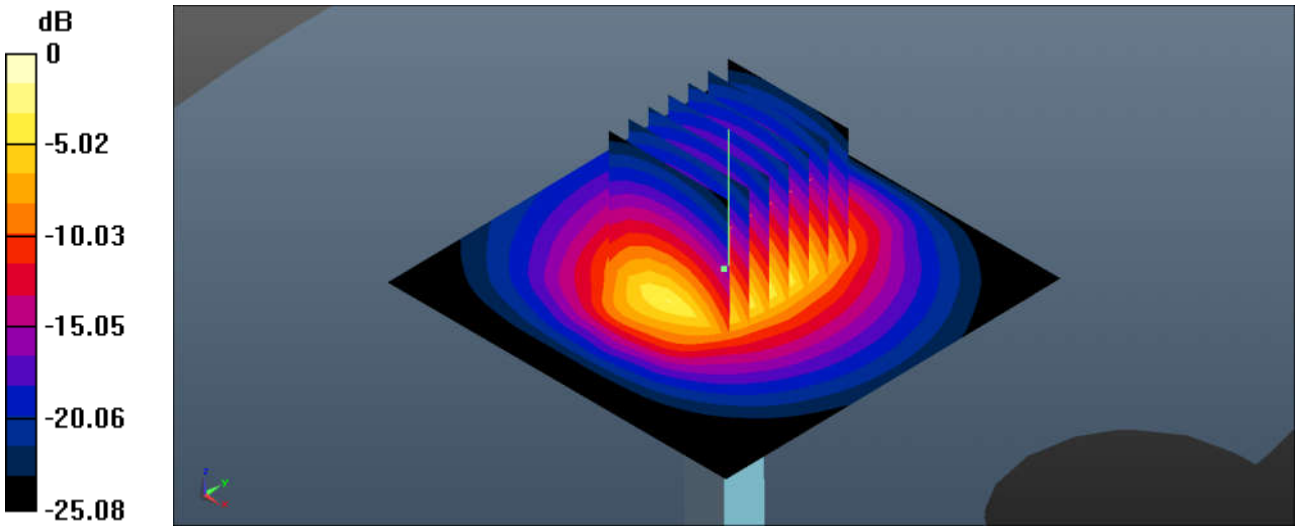

0 dB = 19.5 W/kg = 12.90 dBW/kg

Test Laboratory: Sporton International Inc. SAR/HAC Testing Lab Date: 2019.2.23

System Check_Head_5250MHz

DUT: D5GHzV2-1006

Communication System: UID 0, CW (0); Frequency: 5250 MHz;Duty Cycle: 1:1
Medium: HSL_5000 Medium parameters used: f = 5250 MHz; σ = 4.626 S/m; ε_r = 36.401; ρ = 1000 kg/m^3
Ambient Temperature：23.4 ℃； Liquid Temperature：22.8 ℃

DASY5 Configuration:
- Probe: EX3DV4 - SN3857; ConvF(5.2, 5.2, 5.2); Calibrated: 2018.5.31
- Sensor-Surface: 1.4mm (Mechanical Surface Detection)
- Electronics: DAE4 Sn1279; Calibrated: 2018.10.22
- Phantom: SAM1; Type: SAM; Serial: TP-1839
- Measurement SW: DASY52, Version 52.10 (1); SEMCAD X Version 14.6.11 (7439)

Pin=100mW/Area Scan (91x91x1): Interpolated grid: dx=1.000 mm, dy=1.000 mm
Maximum value of SAR (interpolated) = 15.7 W/kg

Pin=100mW/Zoom Scan (8x8x7)/Cube 0: Measurement grid: dx=4mm, dy=4mm, dz=1.4mm
Reference Value = 37.58 V/m; Power Drift = -0.11 dB
Peak SAR (extrapolated) = 30.5 W/kg
SAR(1 g) = 7.95 W/kg; SAR(10 g) = 2.39 W/kg
Maximum value of SAR (measured) = 16.8 W/kg

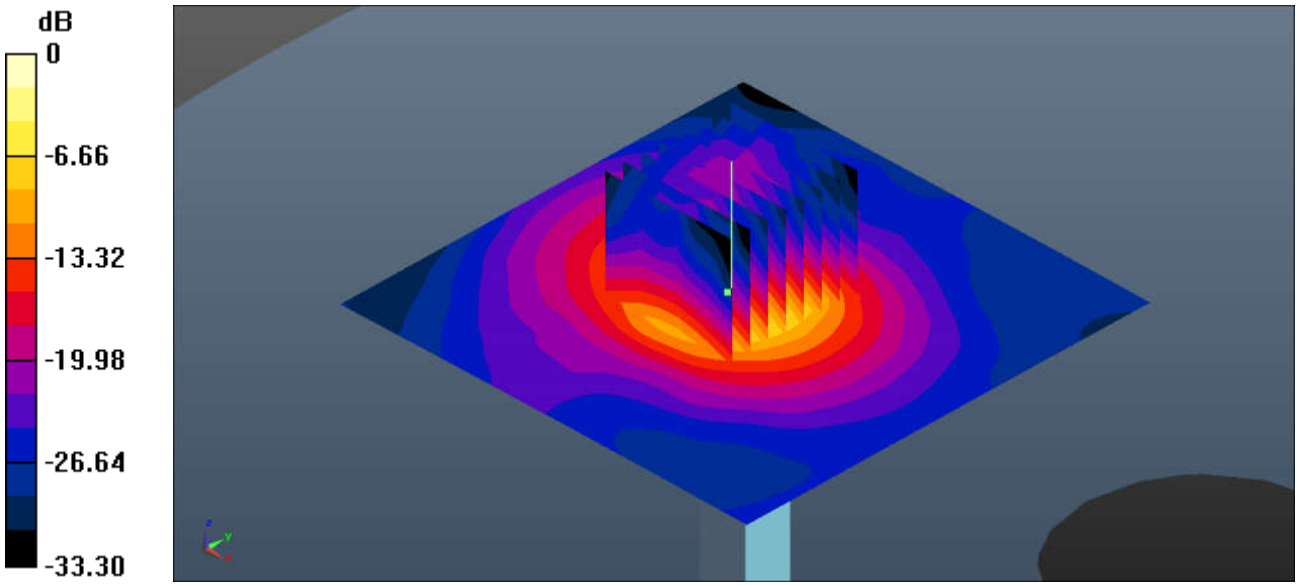

0 dB = 16.8.0 W/kg = 9.56 dBW/kg

Test Laboratory: Sporton International Inc. SAR/HAC Testing Lab Date: 2019.2.23

System Check_Head_5600MHz

DUT: D5GHzV2-1006

Communication System: UID 0, CW (0); Frequency: 5600 MHz;Duty Cycle: 1:1
Medium: HSL_5000 Medium parameters used: f = 5600 MHz; σ = 4.983 S/m; ε_r = 35.902; ρ = 1000 kg/m^3
Ambient Temperature：23.3 ℃; Liquid Temperature：22.7 ℃

DASY5 Configuration:
- Probe: EX3DV4 - SN3857; ConvF(4.94, 4.94, 4.94); Calibrated: 2018.5.31
- Sensor-Surface: 1.4mm (Mechanical Surface Detection)
- Electronics: DAE4 Sn1279; Calibrated: 2018.10.22
- Phantom: SAM1; Type: SAM; Serial: TP-1839
- Measurement SW: DASY52, Version 52.10 (1); SEMCAD X Version 14.6.11 (7439)

Pin=100mW/Area Scan (71x71x1): Interpolated grid: dx=1.000 mm, dy=1.000 mm
Maximum value of SAR (interpolated) = 19.2 W/kg

Pin=100mW/Zoom Scan (8x8x7)/Cube 0: Measurement grid: dx=4mm, dy=4mm, dz=1.4mm
Reference Value = 38.73 V/m; Power Drift = 0.01 dB
Peak SAR (extrapolated) = 33.5 W/kg
SAR(1 g) = 7.76 W/kg; SAR(10 g) = 2.19 W/kg
Maximum value of SAR (measured) = 18.8 W/kg

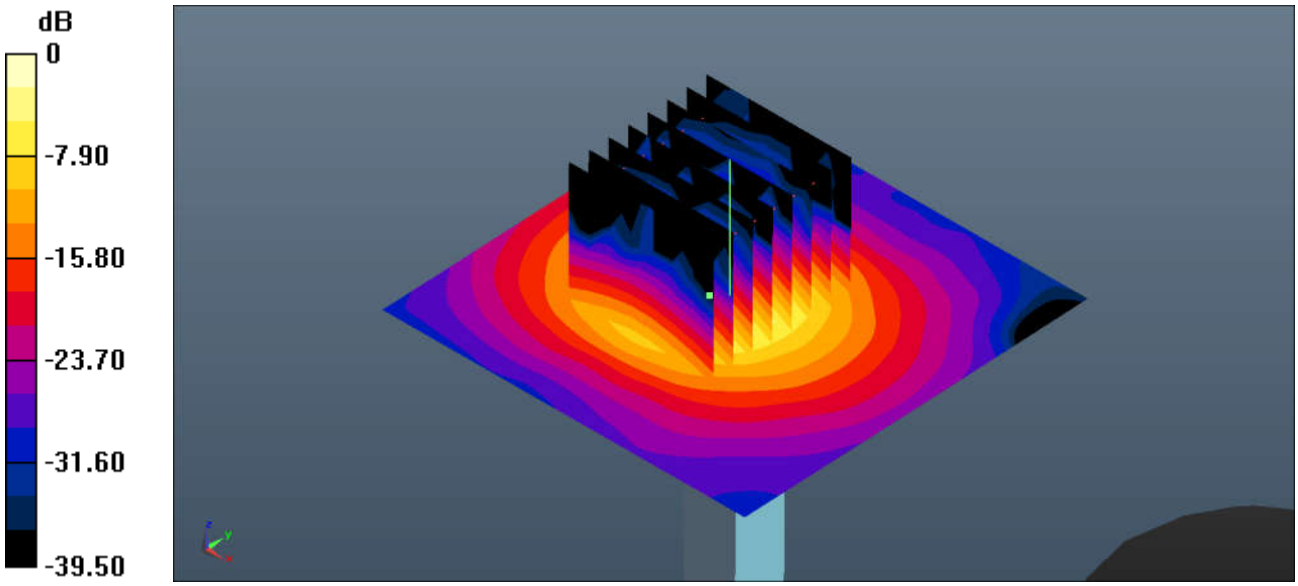

0 dB = 18.8 W/kg = 12.74 dBW/kg

Test Laboratory: Sporton International Inc. SAR/HAC Testing Lab Date: 2019.2.23

System Check_Head_5750MHz

DUT: D5GHzV2-1006

Communication System: UID 0, CW (0); Frequency: 5750 MHz;Duty Cycle: 1:1
Medium: HSL_5000 Medium parameters used: f = 5750 MHz; σ = 5.14 S/m; ε_r = 35.691; ρ = 1000 kg/m^3
Ambient Temperature：23.3 ℃; Liquid Temperature：22.6 ℃

DASY5 Configuration:
- Probe: EX3DV4 - SN3857; ConvF(5.23, 5.23, 5.23); Calibrated: 2018.5.31
- Sensor-Surface: 1.4mm (Mechanical Surface Detection)
- Electronics: DAE4 Sn1279; Calibrated: 2018.10.22
- Phantom: SAM1; Type: SAM; Serial: TP-1839
- Measurement SW: DASY52, Version 52.10 (1); SEMCAD X Version 14.6.11 (7439)

Pin=100mW/Area Scan (71x71x1): Interpolated grid: dx=1.000 mm, dy=1.000 mm
Maximum value of SAR (interpolated) = 17.8 W/kg

Pin=100mW/Zoom Scan (8x8x7)/Cube 0: Measurement grid: dx=4mm, dy=4mm, dz=1.4mm
Reference Value = 37.78 V/m; Power Drift = 0.04 dB
Peak SAR (extrapolated) = 33.4 W/kg
SAR(1 g) = 7.61 W/kg; SAR(10 g) = 2.15 W/kg
Maximum value of SAR (measured) = 16.8 W/kg

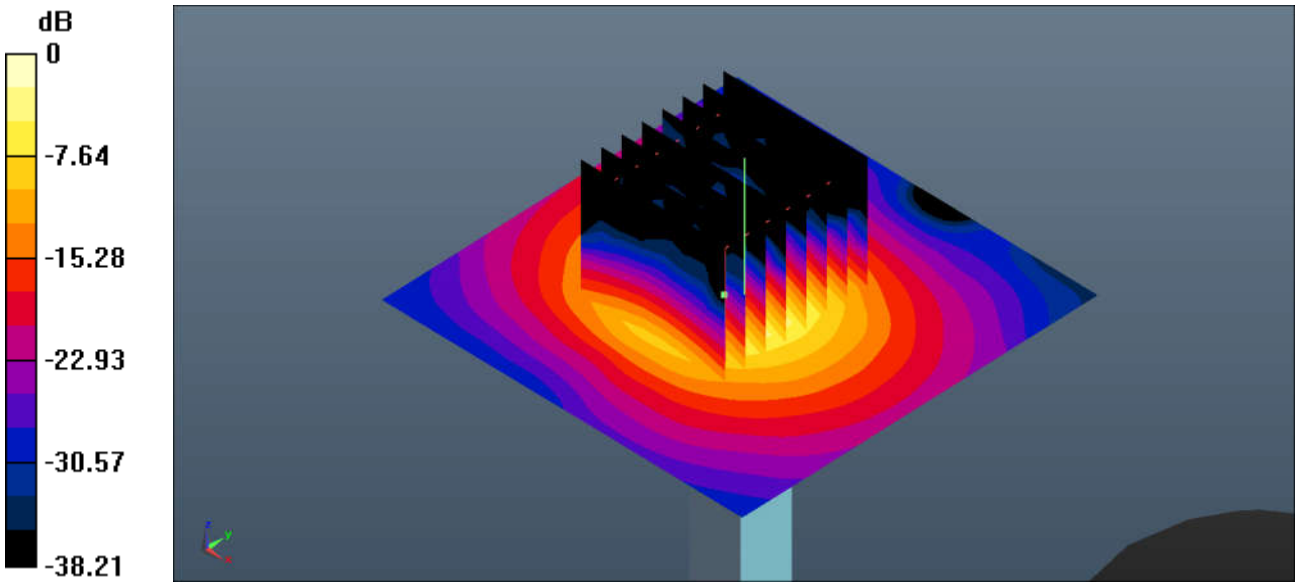

0 dB = 16.8 W/kg = 12.25 dBW/kg

Test Laboratory: Sporton International Inc. SAR/HAC Testing Lab Date: 2019.2.25

System Check_Body_835MHz

DUT: D835V2-4d151

Communication System: UID 0, CW (0); Frequency: 835 MHz;Duty Cycle: 1:1
Medium: MSL_850 Medium parameters used: f = 835 MHz; σ = 0.998 S/m; ε_r = 54.644; ρ = 1000 kg/m^3
Ambient Temperature：23.3 ℃; Liquid Temperature：22.6 ℃

DASY5 Configuration:
- Probe: EX3DV4 - SN3843; ConvF(9.03, 9.03, 9.03); Calibrated: 2018.9.27
- Sensor-Surface: 1.4mm (Mechanical Surface Detection)
- Electronics: DAE4 Sn1338; Calibrated: 2018.12.3
- Phantom: SAM2; Type: SAM; Serial: TP-1754
- Measurement SW: DASY52, Version 52.10 (1); SEMCAD X Version 14.6.11 (7439)

Pin=250mW/Area Scan (61x61x1): Interpolated grid: dx=1.500 mm, dy=1.500 mm
Maximum value of SAR (interpolated) = 2.84 W/kg

Pin=250mW/Zoom Scan (5x5x7)/Cube 0: Measurement grid: dx=8mm, dy=8mm, dz=5mm
Reference Value = 47.47 V/m; Power Drift = -0.10 dB
Peak SAR (extrapolated) = 2.89 W/kg
SAR(1 g) = 2.35 W/kg; SAR(10 g) = 1.61 W/kg
Maximum value of SAR (measured) = 2.65 W/kg

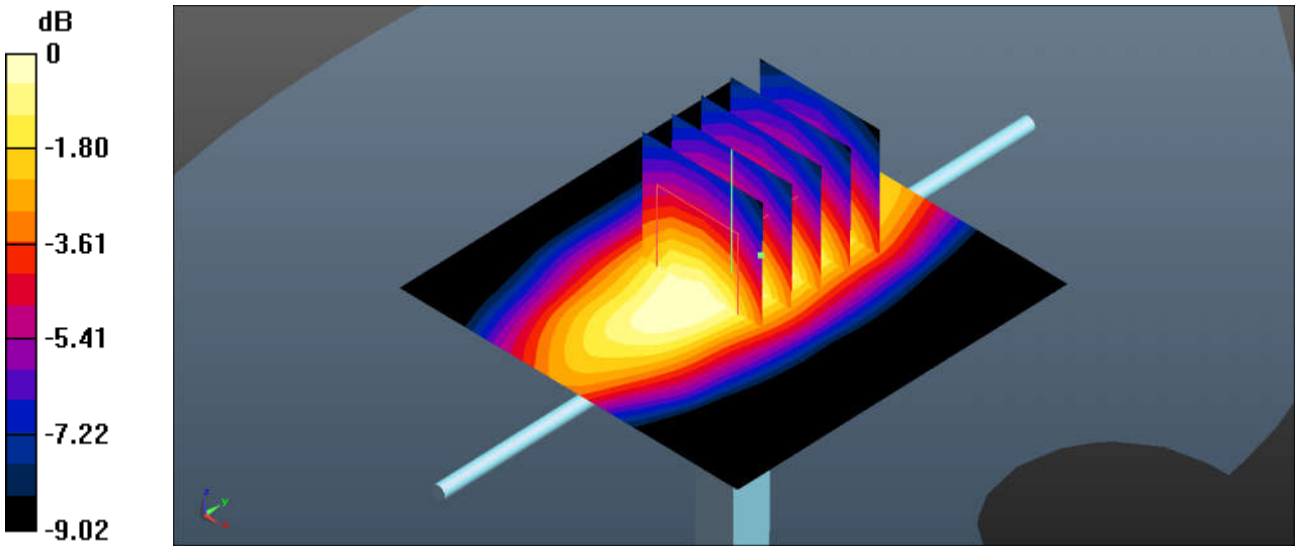

0 dB = 2.65 W/kg = 3.34 dBW/kg

Test Laboratory: Sporton International Inc. SAR/HAC Testing Lab Date: 2019.2.26

System Check_Body_1900MHz

DUT: D1900V2-5d170

Communication System: UID 0, CW (0); Frequency: 1900 MHz;Duty Cycle: 1:1
Medium: MSL_1900 Medium parameters used: f = 1900 MHz; σ = 1.553 S/m; ε_r = 52.672; ρ = 1000 kg/m^3
Ambient Temperature：23.4 ℃; Liquid Temperature：22.8 ℃

DASY5 Configuration:
- Probe: EX3DV4 - SN3843; ConvF(7.07, 7.07, 7.07); Calibrated: 2018.9.27
- Sensor-Surface: 1.4mm (Mechanical Surface Detection)
- Electronics: DAE4 Sn1338; Calibrated: 2018.12.3
- Phantom: SAM2; Type: SAM; Serial: TP-1754
- Measurement SW: DASY52, Version 52.10 (1); SEMCAD X Version 14.6.11 (7439)

Pin=250mW/Area Scan (61x61x1): Interpolated grid: dx=1.500 mm, dy=1.500 mm
Maximum value of SAR (interpolated) = 13.7 W/kg

Pin=250mW/Zoom Scan (5x5x7)/Cube 0: Measurement grid: dx=8mm, dy=8mm, dz=5mm
Reference Value = 80.26 V/m; Power Drift = 0.12 dB
Peak SAR (extrapolated) = 17.3 W/kg
SAR(1 g) = 9.61 W/kg; SAR(10 g) = 4.91 W/kg
Maximum value of SAR (measured) = 13.5 W/kg

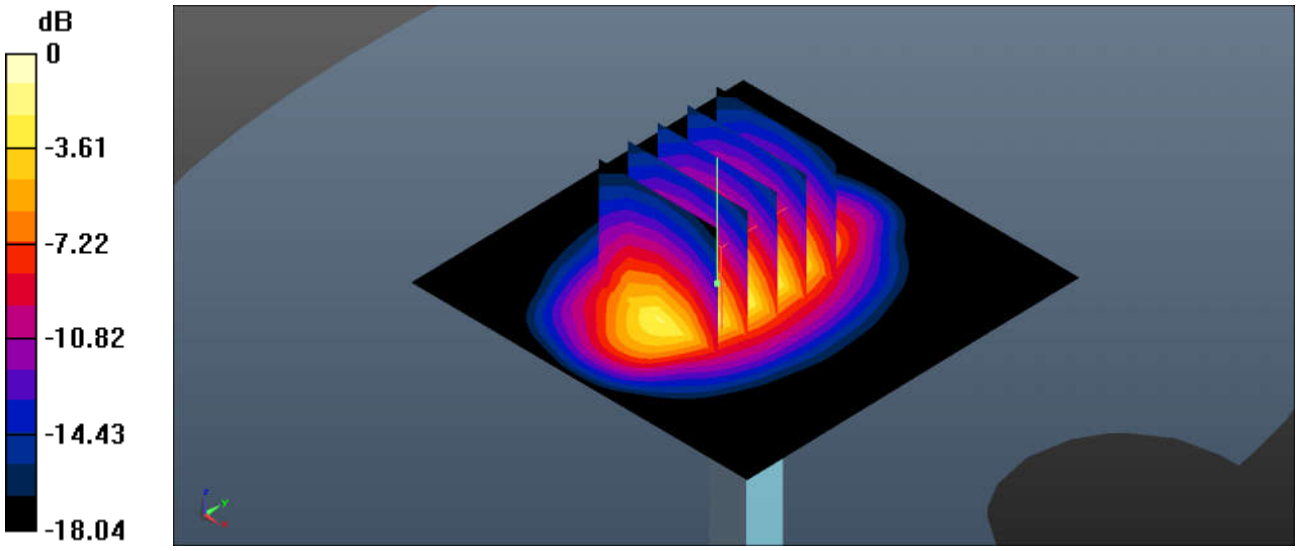

0 dB = 13.5 W/kg = 9.56 dBW/kg

Test Laboratory: Sporton International Inc. SAR/HAC Testing Lab Date: 2019.2.23

System Check_Body_2450MHz

DUT: D2450V2-908

Communication System: UID 0, CW (0); Frequency: 2450 MHz;Duty Cycle: 1:1
Medium: MSL_2450 Medium parameters used: f = 2450 MHz; σ = 2.007 S/m; ε_r = 53.183; ρ = 1000 kg/m^3
Ambient Temperature：23.2 ℃； Liquid Temperature：22.6 ℃

DASY5 Configuration:
- Probe: EX3DV4 - SN3843; ConvF(7.02, 7.02, 7.02); Calibrated: 2018.9.27
- Sensor-Surface: 1.4mm (Mechanical Surface Detection)
- Electronics: DAE4 Sn1338; Calibrated: 2018.12.3
- Phantom: SAM2; Type: SAM; Serial: TP-1754
- Measurement SW: DASY52, Version 52.10 (1); SEMCAD X Version 14.6.11 (7439)

Pin=250mW/Area Scan (81x81x1): Interpolated grid: dx=1.200 mm, dy=1.200 mm
Maximum value of SAR (interpolated) = 20.9 W/kg

Pin=250mW/Zoom Scan (7x7x7)/Cube 0: Measurement grid: dx=5mm, dy=5mm, dz=5mm
Reference Value = 88.57 V/m; Power Drift = -0.07 dB
Peak SAR (extrapolated) = 28.3 W/kg
SAR(1 g) = 13.2 W/kg; SAR(10 g) = 6.11 W/kg
Maximum value of SAR (measured) = 21.3 W/kg

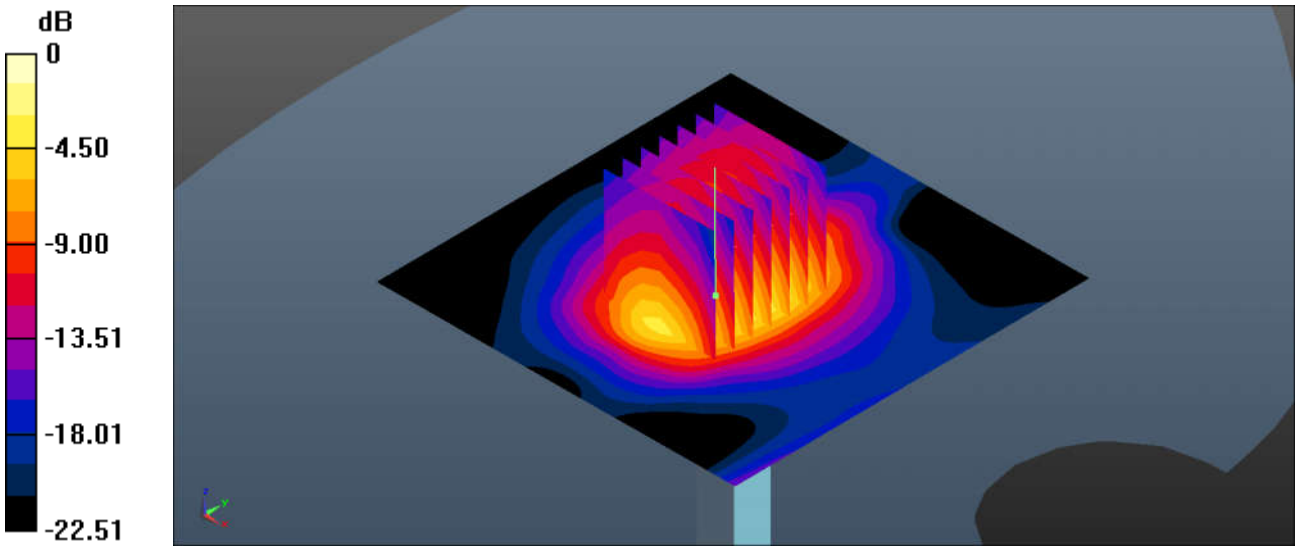

0 dB = 21.3 W/kg = 8.98 dBW/kg

Test Laboratory: Sporton International Inc. SAR/HAC Testing Lab Date: 2019.2.25

System Check_Body_2600MHz

DUT: D2600V2-1061

Communication System: UID 0, CW (0); Frequency: 2600 MHz;Duty Cycle: 1:1
Medium: MSL_2600 Medium parameters used: f = 2600 MHz; σ = 2.18 S/m; ε_r = 51.733; ρ = 1000 kg/m^3
Ambient Temperature：23.3 ℃; Liquid Temperature：22.7 ℃

DASY5 Configuration:
- Probe: EX3DV4 - SN3843; ConvF(6.7, 6.7, 6.7); Calibrated: 2018.9.27
- Sensor-Surface: 1.4mm (Mechanical Surface Detection)
- Electronics: DAE4 Sn1338; Calibrated: 2018.12.3
- Phantom: SAM2; Type: SAM; Serial: TP-1754
- Measurement SW: DASY52, Version 52.10 (1); SEMCAD X Version 14.6.11 (7439)

Pin=250mW/Area Scan (81x81x1): Interpolated grid: dx=1.200 mm,dy=1.200 mm
Maximum value of SAR (interpolated) = 21.5 W/kg

Pin=250mW/Zoom Scan (7x7x7)/Cube 0: Measurement grid: dx=5mm, dy=5mm, dz=5mm
Reference Value = 82.4 V/m; Power Drift = -0.09 dB
Peak SAR (extrapolated) = 27.4 W/kg
SAR(1 g) = 14.1 W/kg; SAR(10 g) = 6.42 W/kg
Maximum value of SAR (measured) = 21.4 W/kg

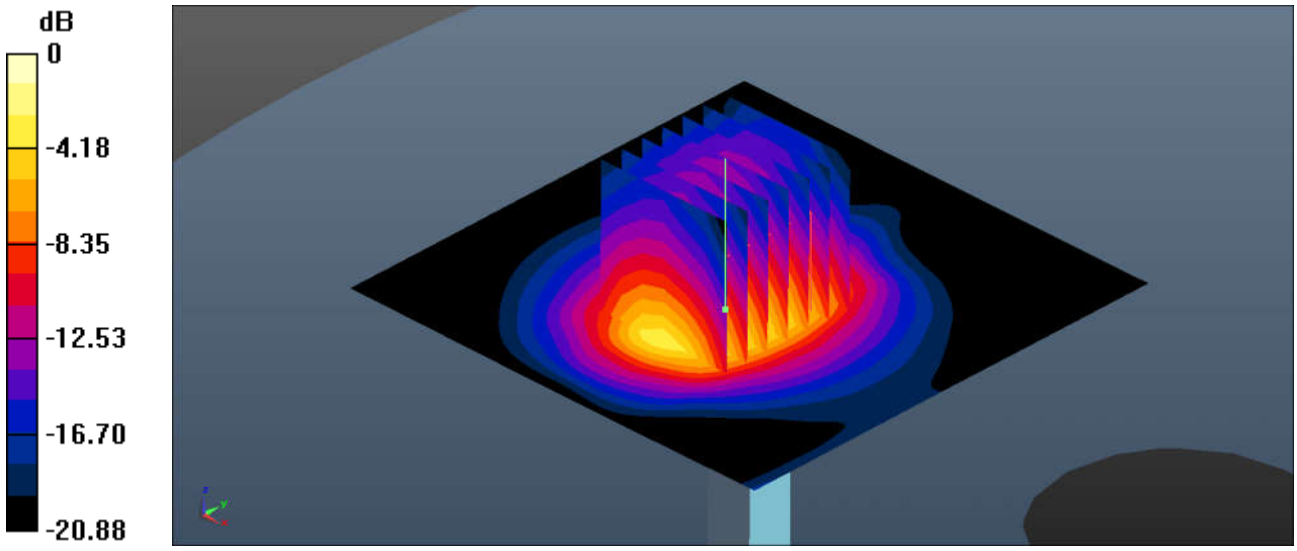

0 dB = 21.4 W/kg = 9.61 dBW/kg

Test Laboratory: Sporton International Inc. SAR/HAC Testing Lab Date: 2019.2.22

System Check_Body_5250MHz

DUT: D5GHzV2-1006

Communication System: UID 0, CW (0); Frequency: 5250 MHz;Duty Cycle: 1:1
Medium: MSL_5000 Medium parameters used: f = 5250 MHz; σ = 5.468 S/m; ε_r = 47.671; ρ = 1000 kg/m^3
Ambient Temperature：23.4 ℃； Liquid Temperature：22.9 ℃

DASY5 Configuration:
- Probe: EX3DV4 - SN3857; ConvF(4.4, 4.4, 4.4); Calibrated: 2018.5.31
- Sensor-Surface: 1.4mm (Mechanical Surface Detection)
- Electronics: DAE4 Sn1279; Calibrated: 2018.10.22
- Phantom: SAM2; Type: SAM; Serial: TP-1754
- Measurement SW: DASY52, Version 52.10 (1); SEMCAD X Version 14.6.11 (7439)

Pin=100mW/Area Scan (71x71x1): Interpolated grid: dx=1.000 mm, dy=1.000 mm
Maximum value of SAR (interpolated) = 16.9 W/kg

Pin=100mW/Zoom Scan (8x8x7)/Cube 0: Measurement grid: dx=4mm, dy=4mm, dz=1.4mm
Reference Value = 38.33 V/m; Power Drift = 0.01 dB
Peak SAR (extrapolated) = 28.5 W/kg
SAR(1 g) = 7.61 W/kg; SAR(10 g) = 2.15 W/kg
Maximum value of SAR (measured) = 16.6 W/kg

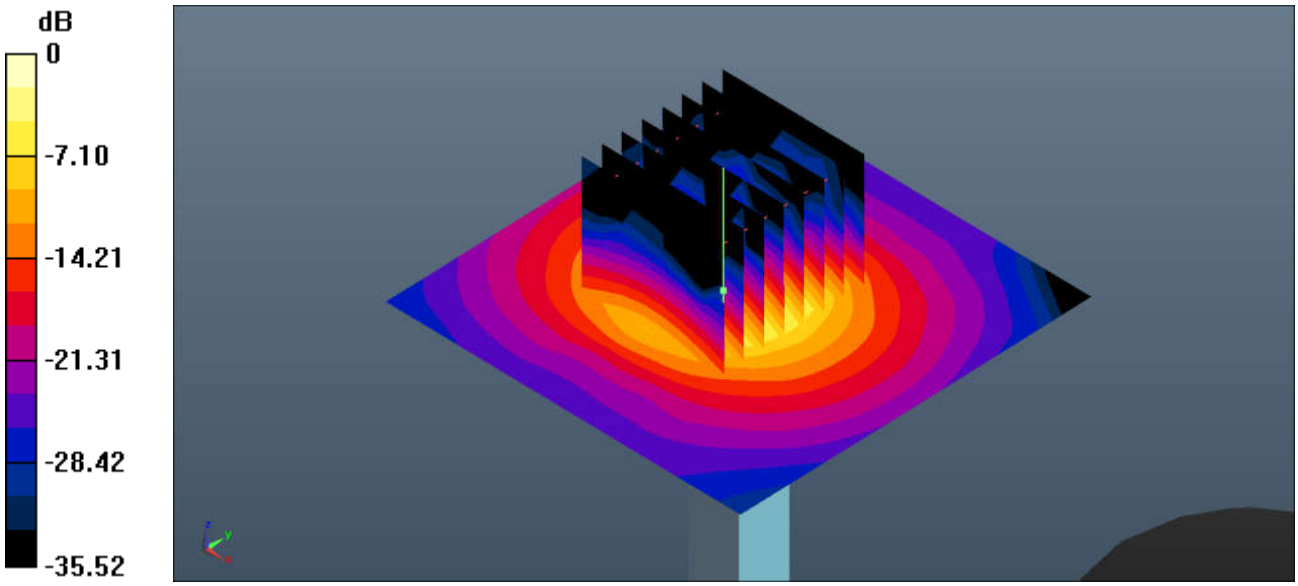

0 dB = 16.6 W/kg = 12.20 dBW/kg

Test Laboratory: Sporton International Inc. SAR/HAC Testing Lab Date: 2019.2.22

System Check_Body_5600MHz

DUT: D5GHzV2-1006

Communication System: UID 0, CW (0); Frequency: 5600 MHz;Duty Cycle: 1:1
Medium: MSL_5000 Medium parameters used: f = 5600 MHz; σ = 5.92 S/m; ε_r = 47.087; ρ = 1000 kg/m^3
Ambient Temperature：23.3 ℃; Liquid Temperature：22.7 ℃

DASY5 Configuration:
- Probe: EX3DV4 - SN3857; ConvF(3.98, 3.98, 3.98); Calibrated: 2018.5.31
- Sensor-Surface: 1.4mm (Mechanical Surface Detection)
- Electronics: DAE4 Sn1279; Calibrated: 2018.10.22
- Phantom: SAM2; Type: SAM; Serial: TP-1754
- Measurement SW: DASY52, Version 52.10 (1); SEMCAD X Version 14.6.11 (7439)

Pin=100mW/Area Scan (71x71x1): Interpolated grid: dx=1.000 mm, dy=1.000 mm
Maximum value of SAR (interpolated) = 19.0 W/kg

Pin=100mW/Zoom Scan (8x8x7)/Cube 0: Measurement grid: dx=4mm, dy=4mm, dz=1.4mm
Reference Value = 36.69 V/m; Power Drift = 0.03 dB
Peak SAR (extrapolated) = 33.5 W/kg
SAR(1 g) = 7.62 W/kg; SAR(10 g) = 2.11 W/kg
Maximum value of SAR (measured) = 18.5 W/kg

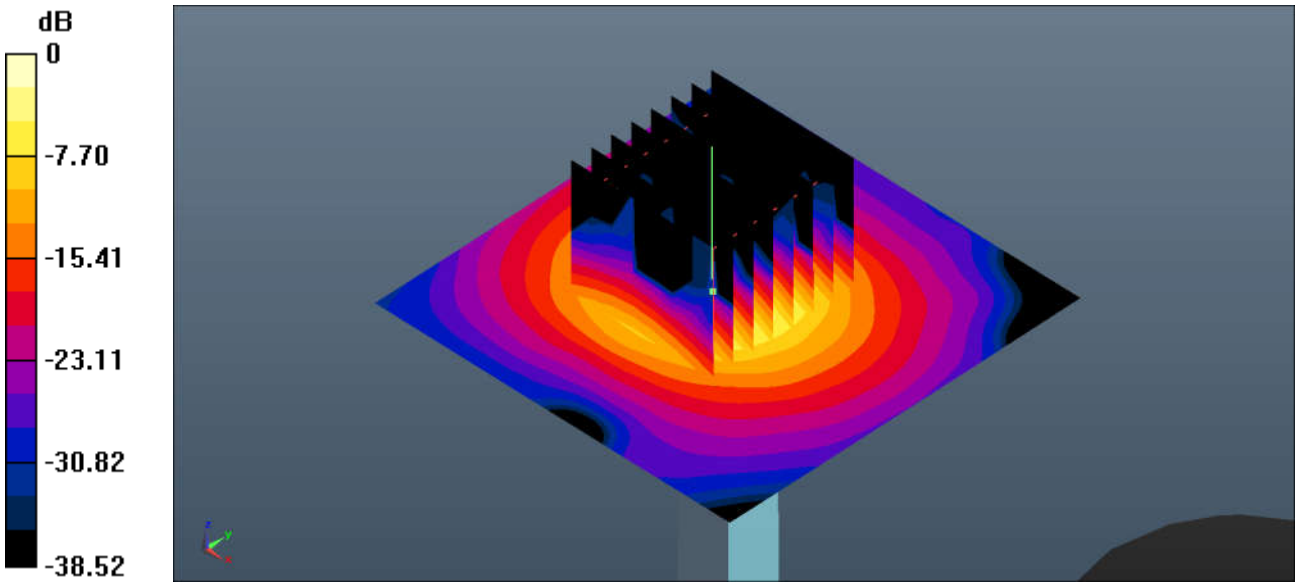

0 dB = 18.5 W/kg = 12.67 dBW/kg

Test Laboratory: Sporton International Inc. SAR/HAC Testing Lab Date: 2019.2.22

System Check_Body_5750MHz

DUT: D5GHzV2-1006

Communication System: UID 0, CW (0); Frequency: 5750 MHz;Duty Cycle: 1:1
Medium: MSL_5000 Medium parameters used: f = 5750 MHz; σ = 6.124 S/m; ε_r = 46.854; ρ = 1000 kg/m^3
Ambient Temperature：23.5 ℃； Liquid Temperature：22.8 ℃

DASY5 Configuration:
- Probe: EX3DV4 - SN3857; ConvF(4.31, 4.31, 4.31); Calibrated: 2018.5.31
- Sensor-Surface: 1.4mm (Mechanical Surface Detection)
- Electronics: DAE4 Sn1279; Calibrated: 2018.10.22
- Phantom: SAM2; Type: SAM; Serial: TP-1754
- Measurement SW: DASY52, Version 52.10 (1); SEMCAD X Version 14.6.11 (7439)

Pin=100mW/Area Scan (71x71x1): Interpolated grid: dx=1.000 mm, dy=1.000 mm
Maximum value of SAR (interpolated) = 17.0 W/kg

Pin=100mW/Zoom Scan (8x8x7)/Cube 0: Measurement grid: dx=4mm, dy=4mm, dz=1.4mm
Reference Value = 36.77 V/m; Power Drift = 0.08 dB
Peak SAR (extrapolated) = 32.3 W/kg
SAR(1 g) = 7.33 W/kg; SAR(10 g) = 2.06 W/kg
Maximum value of SAR (measured) = 16.9 W/kg

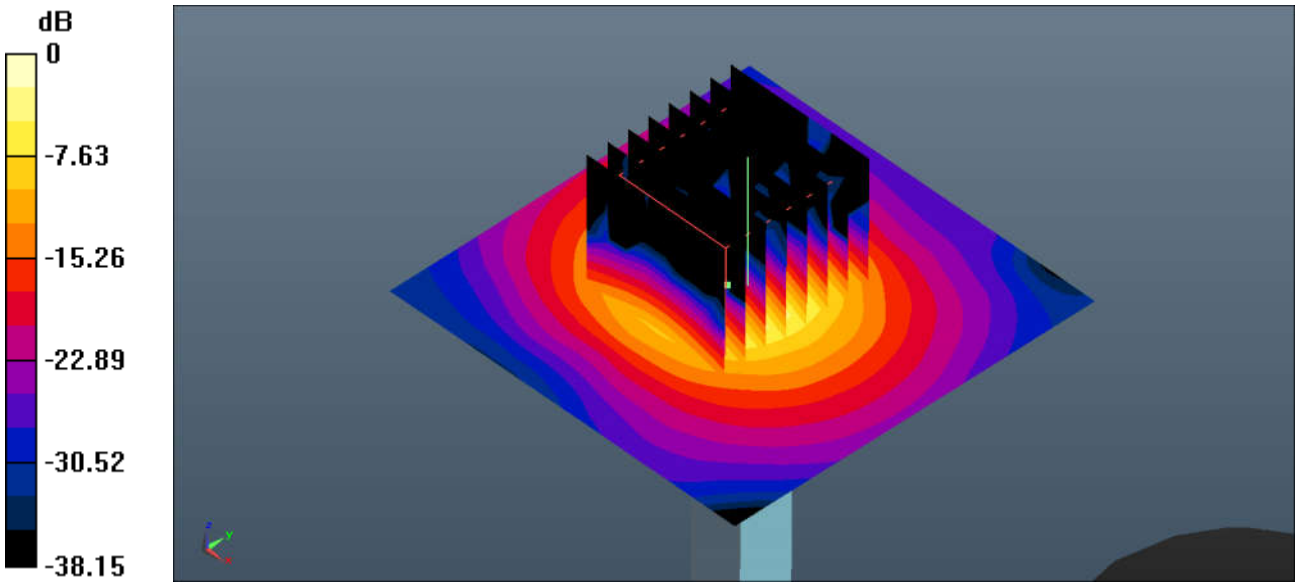

0 dB = 16.9 W/kg = 12.28 dBW/kg

Appendix B. Plots of High SAR Measurement

The plots are shown as follows.

Test Laboratory: Sporton International Inc. SAR/HAC Testing Lab Date: 2019.2.24

01_GSM850_GPRS 3 Tx slots_Right Cheek_0mm_Ch251

Communication System: UID 0, GSM850-3UP (0); Frequency: 848.8 MHz;Duty Cycle: 1:2.77
Medium: HSL_850 Medium parameters used: f = 848.8 MHz; σ = 0.924 S/m; ε_r = 41.428; ρ = 1000kg/m^3
Ambient Temperature：23.1 ℃； Liquid Temperature：22.5 ℃

DASY5 Configuration:
- Probe: EX3DV4 - SN3843; ConvF(9.01, 9.01, 9.01); Calibrated: 2018.9.27
- Sensor-Surface: 1.4mm (Mechanical Surface Detection)
- Electronics: DAE4 Sn1338; Calibrated: 2018.12.3
- Phantom: SAM1; Type: SAM; Serial: TP-1839
- Measurement SW: DASY52, Version 52.10 (1); SEMCAD X Version 14.6.11 (7439)

Ch850/Area Scan (71x91x1): Interpolated grid: dx=1.500 mm, dy=1.500 mm
Maximum value of SAR (interpolated) = 0.464 W/kg

Ch850/Zoom Scan (5x5x7)/Cube 0: Measurement grid: dx=8mm, dy=8mm, dz=5mm
Reference Value = 6.630 V/m; Power Drift = -0.01 dB
Peak SAR (extrapolated) = 0.538 W/kg
SAR(1 g) = 0.353 W/kg; SAR(10 g) = 0.257 W/kg
Maximum value of SAR (measured) = 0.472 W/kg



0 dB = 0.472 W/kg = -3.26 dBW/kg

Test Laboratory: Sporton International Inc. SAR/HAC Testing Lab Date: 2019.2.26

02_GSM1900_GPRS 3 Tx slots_Left Cheek_0mm_Ch810

Communication System: UID 0, PCS-3UP (0); Frequency: 1909.8 MHz;Duty Cycle: 1:2.77
Medium: HSL_1900 Medium parameters used: f = 1909.8 MHz; σ = 1.45 S/m; ε_r = 38.921; ρ = 1000kg/m^3
Ambient Temperature：23.3 ℃； Liquid Temperature：22.7 ℃

DASY5 Configuration:
- Probe: EX3DV4 - SN3843; ConvF(7.4, 7.4, 7.4); Calibrated: 2018.9.27
- Sensor-Surface: 1.4mm (Mechanical Surface Detection)
- Electronics: DAE4 Sn1338; Calibrated: 2018.12.3
- Phantom: SAM2; Type: SAM; Serial: TP-1754
- Measurement SW: DASY52, Version 52.10 (1); SEMCAD X Version 14.6.11 (7439)

Ch810/Area Scan (71x71x1): Interpolated grid: dx=1.500 mm, dy=1.500 mm
Maximum value of SAR (interpolated) = 0.0841 W/kg

Ch810/Zoom Scan (6x6x7)/Cube 0: Measurement grid: dx=8mm, dy=8mm, dz=5mm
Reference Value = 1.276 V/m; Power Drift = -0.06 dB
Peak SAR (extrapolated) = 0.104 W/kg
SAR(1 g) = 0.063 W/kg; SAR(10 g) = 0.038 W/kg
Maximum value of SAR (measured) = 0.0853 W/kg



0 dB = 0.0853 W/kg = -10.69 dBW/kg

03_WCDMA Band V_RMC 12.2Kbps_Right Cheek_0mm_Ch4132

Communication System: UID 0, WCDMA (0); Frequency: 826.4 MHz;Duty Cycle: 1:1
Medium: HSL_850 Medium parameters used: f = 826.4 MHz; σ = 0.901 S/m; ε_r = 41.672; ρ = 1000 kg/m^3
Ambient Temperature：23.1 ℃； Liquid Temperature：22.5 ℃

DASY5 Configuration:
- Probe: EX3DV4 - SN3843; ConvF(9.01, 9.01, 9.01); Calibrated: 2018.9.27
- Sensor-Surface: 1.4mm (Mechanical Surface Detection)
- Electronics: DAE4 Sn1338; Calibrated: 2018.12.3
- Phantom: SAM1; Type: SAM; Serial: TP-1839
- Measurement SW: DASY52, Version 52.10 (1); SEMCAD X Version 14.6.11 (7439)

Ch4132/Area Scan (71x91x1): Interpolated grid: dx=1.500 mm, dy=1.500 mm
Maximum value of SAR (interpolated) = 0.360 W/kg

Ch4132/Zoom Scan (5x5x7)/Cube 0: Measurement grid: dx=8mm, dy=8mm, dz=5mm
Reference Value = 0.9980 V/m; Power Drift = 0.07 dB
Peak SAR (extrapolated) = 0.408 W/kg
SAR(1 g) = 0.264 W/kg; SAR(10 g) = 0.196 W/kg
Maximum value of SAR (measured) = 0.352 W/kg



0 dB = 0.352 W/kg = -4.53 dBW/kg

Test Laboratory: Sporton International Inc. SAR/HAC Testing Lab Date: 2019.2.26

04_WCDMA Band II_RMC 12.2Kbps_Left Cheek_0mm_Ch9538

Communication System: UID 0, WCDMA (0); Frequency: 1907.6 MHz;Duty Cycle: 1:1
Medium: HSL_1900 Medium parameters used: f = 1907.6 MHz; σ = 1.447 S/m; ε_r = 38.934; ρ = 1000kg/m^3
Ambient Temperature：23.3 ℃; Liquid Temperature：22.7 ℃

DASY5 Configuration:
- Probe: EX3DV4 - SN3843; ConvF(7.4, 7.4, 7.4); Calibrated: 2018.9.27
- Sensor-Surface: 1.4mm (Mechanical Surface Detection)
- Electronics: DAE4 Sn1338; Calibrated: 2018.12.3
- Phantom: SAM2; Type: SAM; Serial: TP-1754
- Measurement SW: DASY52, Version 52.10 (1); SEMCAD X Version 14.6.11 (7439)

Ch9538/Area Scan (71x91x1): Interpolated grid: dx=1.500 mm, dy=1.500 mm
Maximum value of SAR (interpolated) = 0.147 W/kg

Ch9538/Zoom Scan (5x5x7)/Cube 0: Measurement grid: dx=8mm, dy=8mm, dz=5mm
Reference Value = 2.951 V/m; Power Drift = 0.06 dB
Peak SAR (extrapolated) = 0.187 W/kg
SAR(1 g) = 0.113 W/kg; SAR(10 g) = 0.069 W/kg
Maximum value of SAR (measured) = 0.148 W/kg



0 dB = 0.148 W/kg = -8.30 dBW/kg

05_LTE Band 5_10M_QPSK_1_0_Right Cheek_0mm_Ch20525

Communication System: UID 0, LTE-FDD (0); Frequency: 836.5 MHz;Duty Cycle: 1:1
Medium: HSL_850 Medium parameters used: f = 836.5 MHz; σ = 0.912 S/m; ε_r = 41.56; ρ = 1000 kg/m^3
Ambient Temperature：23.1 ℃； Liquid Temperature：22.5 ℃

DASY5 Configuration:
- Probe: EX3DV4 - SN3843; ConvF(9.01, 9.01, 9.01); Calibrated: 2018.9.27
- Sensor-Surface: 1.4mm (Mechanical Surface Detection)
- Electronics: DAE4 Sn1338; Calibrated: 2018.12.3
- Phantom: SAM1; Type: SAM; Serial: TP-1839
- Measurement SW: DASY52, Version 52.10 (1); SEMCAD X Version 14.6.11 (7439)

Ch20525/Area Scan (71x91x1): Interpolated grid: dx=1.500 mm, dy=1.500 mm
Maximum value of SAR (interpolated) = 0.316 W/kg

Ch20525/Zoom Scan (5x5x7)/Cube 0: Measurement grid: dx=8mm, dy=8mm, dz=5mm
Reference Value = 5.283 V/m; Power Drift = 0.06 dB
Peak SAR (extrapolated) = 0.371 W/kg
SAR(1 g) = 0.241 W/kg; SAR(10 g) = 0.178 W/kg
Maximum value of SAR (measured) = 0.321 W/kg



0 dB = 0.321 W/kg = -4.93 dBW/kg

06_LTE Band 7_20M_QPSK_1RB_0Offset_Left Cheek_0mm_Ch21350

Communication System: UID 0, LTE-FDD (0); Frequency: 2560 MHz;Duty Cycle: 1:1
Medium: HSL_2600 Medium parameters used: f = 2560 MHz; σ = 1.953 S/m; ε_r = 38.615; ρ = 1000 kg/m^3
Ambient Temperature：23.2 ℃; Liquid Temperature：22.6 ℃

DASY5 Configuration:
- Probe: EX3DV4 - SN3843; ConvF(6.86, 6.86, 6.86); Calibrated: 2018.9.27
- Sensor-Surface: 1.4mm (Mechanical Surface Detection)
- Electronics: DAE4 Sn1338; Calibrated: 2018.12.3
- Phantom: SAM1; Type: SAM; Serial: TP-1839
- Measurement SW: DASY52, Version 52.10 (1); SEMCAD X Version 14.6.11 (7439)

Ch21350/Area Scan (81x101x1): Interpolated grid: dx=1.200 mm, dy=1.200 mm
Maximum value of SAR (interpolated) = 0.209 W/kg

Ch21350/Zoom Scan (7x7x7)/Cube 0: Measurement grid: dx=5mm, dy=5mm, dz=5mm
Reference Value = 1.995 V/m; Power Drift = -0.18 dB
Peak SAR (extrapolated) = 0.272 W/kg
SAR(1 g) = 0.139 W/kg; SAR(10 g) = 0.071 W/kg
Maximum value of SAR (measured) = 0.212 W/kg



0 dB = 0.212 W/kg = -6.74 dBW/kg

Test Laboratory: Sporton International Inc. SAR/HAC Testing Lab Date: 2019.2.28

07_LTE Band 41_20M_QPSK_1RB_0Offset_Left Cheek_0mm_Ch41140

Communication System: UID 0, LTE-TDD (0); Frequency: 2645 MHz;Duty Cycle: 1:1.59
Medium: HSL_2600 Medium parameters used: f = 2645 MHz; σ = 2.051 S/m; ε_r = 38.281; ρ = 1000 kg/m^3
Ambient Temperature：23.2 ℃; Liquid Temperature：22.6 ℃

DASY5 Configuration:
- Probe: EX3DV4 - SN3843; ConvF(6.86, 6.86, 6.86); Calibrated: 2018.9.27
- Sensor-Surface: 1.4mm (Mechanical Surface Detection)
- Electronics: DAE4 Sn1338; Calibrated: 2018.12.3
- Phantom: SAM1; Type: SAM; Serial: TP-1839
- Measurement SW: DASY52, Version 52.10 (1); SEMCAD X Version 14.6.11 (7439)

Ch41140/Area Scan (81x101x1): Interpolated grid: dx=1.200 mm, dy=1.200 mm
Maximum value of SAR (interpolated) = 0.152 W/kg

Ch41140/Zoom Scan (7x7x7)/Cube 0: Measurement grid: dx=5mm, dy=5mm, dz=5mm
Reference Value = 2.277 V/m; Power Drift = -0.07 dB
Peak SAR (extrapolated) = 0.191 W/kg
SAR(1 g) = 0.098 W/kg; SAR(10 g) = 0.050 W/kg
Maximum value of SAR (measured) = 0.153 W/kg



0 dB = 0.153 W/kg = -8.15 dBW/kg

Test Laboratory: Sporton International Inc. SAR/HAC Testing Lab Date: 2019.2.27

08_WLAN2.4GHz_802.11b 1Mbps_Left Cheek_0mm_Ch1

Communication System: UID 0, WIFI (0); Frequency: 2412 MHz;Duty Cycle: 1:1
Medium: HSL_2450 Medium parameters used: f = 2412 MHz; σ = 1.813 S/m; ε_r = 39.041; ρ = 1000 kg/m^3
Ambient Temperature：23.4 ℃； Liquid Temperature：22.8 ℃

DASY5 Configuration:
- Probe: EX3DV4 - SN3843; ConvF(7.08, 7.08, 7.08); Calibrated: 2018.9.27
- Sensor-Surface: 1.4mm (Mechanical Surface Detection)
- Electronics: DAE4 Sn1338; Calibrated: 2018.12.3
- Phantom: SAM1; Type: SAM; Serial: TP-1839
- Measurement SW: DASY52, Version 52.10 (1); SEMCAD X Version 14.6.11 (7439)

Ch1/Area Scan (91x81x1): Interpolated grid: dx=1.200 mm, dy=1.200 mm
Maximum value of SAR (interpolated) = 0.837 W/kg

Ch1/Zoom Scan (7x7x7)/Cube 0: Measurement grid: dx=5mm, dy=5mm, dz=5mm
Reference Value = 5.302 V/m; Power Drift = 0.03 dB
Peak SAR (extrapolated) = 0.932 W/kg
SAR(1 g) = 0.471 W/kg; SAR(10 g) = 0.219 W/kg
Maximum value of SAR (measured) = 0.747 W/kg



0 dB = 0.747 W/kg = -1.27 dBW/kg

Test Laboratory: Sporton International Inc. SAR/HAC Testing Lab Date: 2019.2.27

09_Bluetooth_1Mbps_Left Cheek_0mm_Ch39

Communication System: UID 0, Bluetooth (0); Frequency: 2441 MHz;Duty Cycle: 1:1.3
Medium: HSL_2450 Medium parameters used: f = 2441 MHz; σ = 1.848 S/m; ε_r = 38.92; ρ = 1000 kg/m^3
Ambient Temperature：23.4 ℃； Liquid Temperature：22.8 ℃

DASY5 Configuration:
- Probe: EX3DV4 - SN3843; ConvF(7.08, 7.08, 7.08); Calibrated: 2018.9.27
- Sensor-Surface: 1.4mm (Mechanical Surface Detection)
- Electronics: DAE4 Sn1338; Calibrated: 2018.12.3
- Phantom: SAM1; Type: SAM; Serial: TP-1839
- Measurement SW: DASY52, Version 52.10 (1); SEMCAD X Version 14.6.11 (7439)

Ch39/Area Scan (81x111x1): Interpolated grid: dx=1.200 mm, dy=1.200 mm
Maximum value of SAR (interpolated) = 0.103 W/kg

Ch39/Zoom Scan (7x7x7)/Cube 0: Measurement grid: dx=5mm, dy=5mm, dz=5mm
Reference Value = 3.492 V/m; Power Drift = 0.05 dB
Peak SAR (extrapolated) = 0.134 W/kg
SAR(1 g) = 0.062 W/kg; SAR(10 g) = 0.029 W/kg
Maximum value of SAR (measured) = 0.100 W/kg



0 dB = 0.100 W/kg = -10.00 dBW/kg

Test Laboratory: Sporton International Inc. SAR/HAC Testing Lab Date: 2019.2.23

10_WLAN5.3GHz_802.11a 6Mbps_Left Cheek_0mm_Ch64

Communication System: UID 0, WIFI (0); Frequency: 5320 MHz;Duty Cycle: 1:1.051
Medium: HSL_5000 Medium parameters used: f = 5320 MHz; σ = 4.696 S/m; ε_r = 36.29; ρ = 1000 kg/m^3
Ambient Temperature：23.4 ℃； Liquid Temperature：22.8 ℃

DASY5 Configuration:
- Probe: EX3DV4 - SN3857; ConvF(5.2, 5.2, 5.2); Calibrated: 2018.5.31
- Sensor-Surface: 1.4mm (Mechanical Surface Detection)
- Electronics: DAE4 Sn1279; Calibrated: 2018.10.22
- Phantom: SAM1; Type: SAM; Serial: TP-1839
- Measurement SW: DASY52, Version 52.10 (1); SEMCAD X Version 14.6.11 (7439)

Ch64/Area Scan (111x81x1): Interpolated grid: dx=1.000 mm, dy=1.000 mm
Maximum value of SAR (interpolated) = 1.37 W/kg

Ch64/Zoom Scan (7x7x7)/Cube 0: Measurement grid: dx=4mm, dy=4mm, dz=1.4mm
Reference Value = 8.053 V/m; Power Drift = 0.09 dB
Peak SAR (extrapolated) = 2.41 W/kg
SAR(1 g) = 0.575 W/kg; SAR(10 g) = 0.182 W/kg
Maximum value of SAR (measured) = 1.43 W/kg



0 dB = 1.43 W/kg = 1.55 dBW/kg

Test Laboratory: Sporton International Inc. SAR/HAC Testing Lab Date: 2019.2.23

11_WLAN5.5GHz_802.11a 6Mbps_Left Cheek_0mm_Ch132

Communication System: UID 0, WIFI (0); Frequency: 5660 MHz;Duty Cycle: 1:1.051
Medium: HSL_5000 Medium parameters used: f = 5660 MHz; σ = 5.047 S/m; ε_r = 35.819; ρ = 1000 kg/m^3
Ambient Temperature：23.3 ℃; Liquid Temperature：22.7 ℃

DASY5 Configuration:
- Probe: EX3DV4 - SN3857; ConvF(4.94, 4.94, 4.94); Calibrated: 2018.5.31
- Sensor-Surface: 1.4mm (Mechanical Surface Detection)
- Electronics: DAE4 Sn1279; Calibrated: 2018.10.22
- Phantom: SAM1; Type: SAM; Serial: TP-1839
- Measurement SW: DASY52, Version 52.10 (1); SEMCAD X Version 14.6.11 (7439)

Ch132/Area Scan (111x81x1): Interpolated grid: dx=1.000 mm, dy=1.000 mm
Maximum value of SAR (interpolated) = 1.39 W/kg

Ch132/Zoom Scan (7x7x7)/Cube 0: Measurement grid: dx=4mm, dy=4mm, dz=1.4mm
Reference Value = 7.008 V/m; Power Drift = -0.03 dB
Peak SAR (extrapolated) = 2.54 W/kg
SAR(1 g) = 0.583 W/kg; SAR(10 g) = 0.194 W/kg
Maximum value of SAR (measured) = 1.44 W/kg



0 dB = 1.44 W/kg = 1.58 dBW/kg

Test Laboratory: Sporton International Inc. SAR/HAC Testing Lab Date: 2019.2.23

12_WLAN5.8GHz_802.11a 6Mbps_Left Cheek_0mm_Ch165

Communication System: UID 0, WIFI (0); Frequency: 5825 MHz;Duty Cycle: 1:1.051
Medium: HSL_5000 Medium parameters used: f = 5825 MHz; σ = 5.219 S/m; ε_r = 35.598; ρ = 1000 kg/m^3
Ambient Temperature：23.3 ℃; Liquid Temperature：22.6 ℃

DASY5 Configuration:
- Probe: EX3DV4 - SN3857; ConvF(5.23, 5.23, 5.23); Calibrated: 2018.5.31
- Sensor-Surface: 1.4mm (Mechanical Surface Detection)
- Electronics: DAE4 Sn1279; Calibrated: 2018.10.22
- Phantom: SAM1; Type: SAM; Serial: TP-1839
- Measurement SW: DASY52, Version 52.10 (1); SEMCAD X Version 14.6.11 (7439)

Ch165/Area Scan (111x81x1): Interpolated grid: dx=1.000 mm, dy=1.000 mm
Maximum value of SAR (interpolated) = 0.452 W/kg

Ch165/Zoom Scan (7x7x7)/Cube 0: Measurement grid: dx=4mm, dy=4mm, dz=1.4mm
Reference Value = 2.706 V/m; Power Drift = -0.04 dB
Peak SAR (extrapolated) = 0.892 W/kg
SAR(1 g) = 0.182 W/kg; SAR(10 g) = 0.057 W/kg
Maximum value of SAR (measured) = 0.471 W/kg



0 dB = 0.471 W/kg = -3.27 dBW/kg

Test Laboratory: Sporton International Inc. SAR/HAC Testing Lab Date: 2019.2.25

13_GSM850_GPRS (3 Tx slots)_Back_5mm_Ch251

Communication System: UID 0, GSM850-3UP (0); Frequency: 848.8 MHz;Duty Cycle: 1:2.77
Medium: MSL_850 Medium parameters used: f = 848.8 MHz; σ = 1.012 S/m; ε_r = 54.518; ρ = 1000kg/m^3
Ambient Temperature：23.3 ℃; Liquid Temperature：22.6 ℃

DASY5 Configuration:
- Probe: EX3DV4 - SN3843; ConvF(9.03, 9.03, 9.03); Calibrated: 2018.9.27
- Sensor-Surface: 1.4mm (Mechanical Surface Detection)
- Electronics: DAE4 Sn1338; Calibrated: 2018.12.3
- Phantom: SAM2; Type: SAM; Serial: TP-1754
- Measurement SW: DASY52, Version 52.10 (1); SEMCAD X Version 14.6.11 (7439)

Ch251/Area Scan (71x81x1): Interpolated grid: dx=1.500 mm, dy=1.500 mm
Maximum value of SAR (interpolated) = 1.87 W/kg

Ch251/Zoom Scan (5x5x7)/Cube 0: Measurement grid: dx=8mm, dy=8mm, dz=5mm
Reference Value = 12.49 V/m; Power Drift = -0.02 dB
Peak SAR (extrapolated) = 2.32 W/kg
SAR(1 g) = 1.19 W/kg; SAR(10 g) = 0.660 W/kg
Maximum value of SAR (measured) = 1.75 W/kg

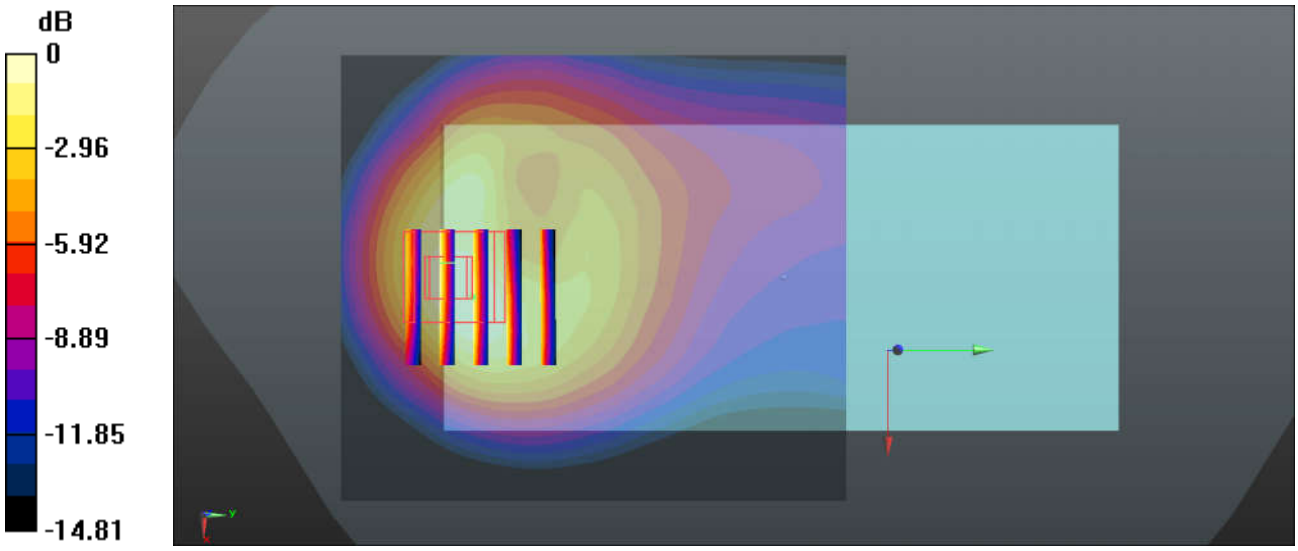

0 dB = 1.75 W/kg = 2.43 dBW/kg

14_GSM1900_GPRS 3 Tx slots_Back_5mm_Ch512

Communication System: UID 0, PCS-3UP (0); Frequency: 1850.2 MHz;Duty Cycle: 1:2.77
Medium: MSL_1900 Medium parameters used: f = 1850.2 MHz; σ = 1.493 S/m; ε_r = 52.88; ρ = 1000 kg/m^3
Ambient Temperature：23.4 ℃； Liquid Temperature：22.8 ℃

DASY5 Configuration:
- Probe: EX3DV4 - SN3843; ConvF(7.07, 7.07, 7.07); Calibrated: 2018.9.27
- Sensor-Surface: 1.4mm (Mechanical Surface Detection)
- Electronics: DAE4 Sn1338; Calibrated: 2018.12.3
- Phantom: SAM2; Type: SAM; Serial: TP:1754
- Measurement SW: DASY52, Version 52.10 (1); SEMCAD X Version 14.6.11 (7439)

Ch512/Area Scan (71x81x1): Interpolated grid: dx=1.500 mm, dy=1.500 mm
Maximum value of SAR (interpolated) = 1.47 W/kg

Ch512/Zoom Scan (8x6x7)/Cube 0: Measurement grid: dx=8mm, dy=8mm, dz=5mm
Reference Value = 9.667 V/m; Power Drift = 0.03 dB
Peak SAR (extrapolated) = 1.94 W/kg
SAR(1 g) = 0.950 W/kg; SAR(10 g) = 0.538 W/kg
Maximum value of SAR (measured) = 1.53 W/kg

Ch512/Zoom Scan (8x6x7)/Cube 1: Measurement grid: dx=8mm, dy=8mm, dz=5mm
Reference Value = 9.667 V/m; Power Drift = 0.03 dB
Peak SAR (extrapolated) = 1.69 W/kg
SAR(1 g) = 0.944 W/kg; SAR(10 g) = 0.542 W/kg
Maximum value of SAR (measured) = 1.42 W/kg

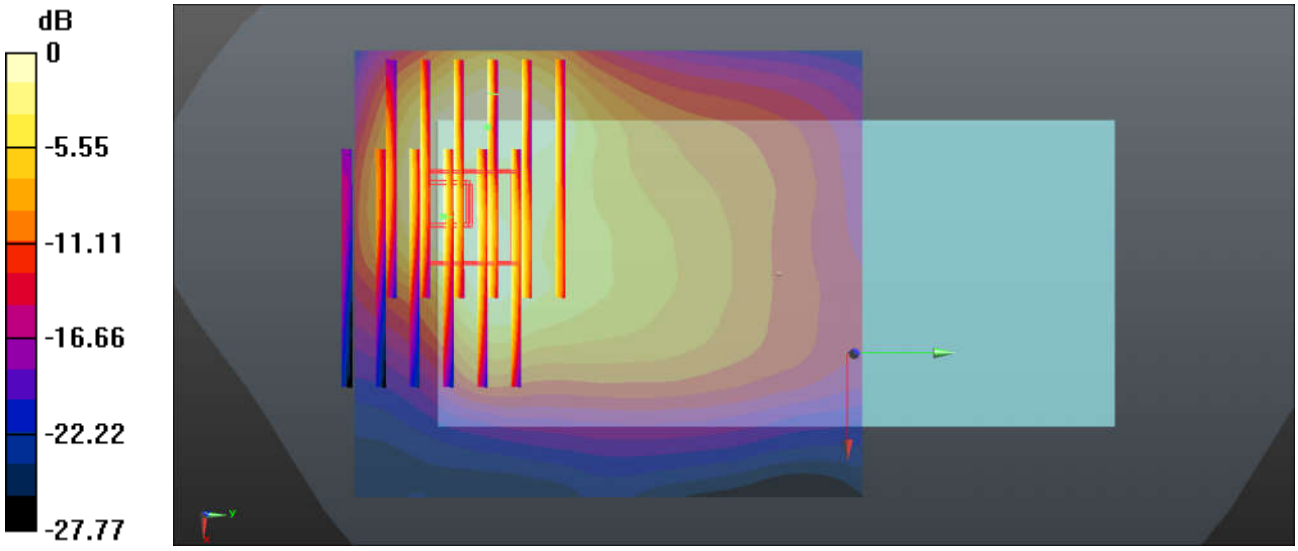

0 dB = 1.42 W/kg = 1.52 dBW/kg

Test Laboratory: Sporton International Inc. SAR/HAC Testing Lab Date: 2019.2.25

15_WCDMA Band V_RMC 12.2Kbps_Back_5mm_Ch4233

Communication System: UID 0, WCDMA (0); Frequency: 846.6 MHz;Duty Cycle: 1:1
Medium: MSL_835 Medium parameters used: f = 846.6 MHz; σ = 1.01 S/m; ε_r = 54.533; ρ = 1000kg/m^3
Ambient Temperature：23.3 ℃; Liquid Temperature：22.6 ℃

DASY5 Configuration:
- Probe: EX3DV4 - SN3843; ConvF(9.03, 9.03, 9.03); Calibrated: 2018.9.27
- Sensor-Surface: 1.4mm (Mechanical Surface Detection)
- Electronics: DAE4 Sn1338; Calibrated: 2018.12.3
- Phantom: SAM2; Type: SAM; Serial: TP-1754
- Measurement SW: DASY52, Version 52.10 (1); SEMCAD X Version 14.6.11 (7439)

Ch4233/Area Scan (71x71x1): Interpolated grid: dx=1.500 mm, dy=1.500 mm
Maximum value of SAR (interpolated) = 1.29 W/kg

Ch4233/Zoom Scan (5x5x7)/Cube 0: Measurement grid: dx=8mm, dy=8mm, dz=5mm
Reference Value = 12.75 V/m; Power Drift = 0.07 dB
Peak SAR (extrapolated) = 1.99 W/kg
SAR(1 g) = 1.02 W/kg; SAR(10 g) = 0.539 W/kg
Maximum value of SAR (measured) = 1.59 W/kg

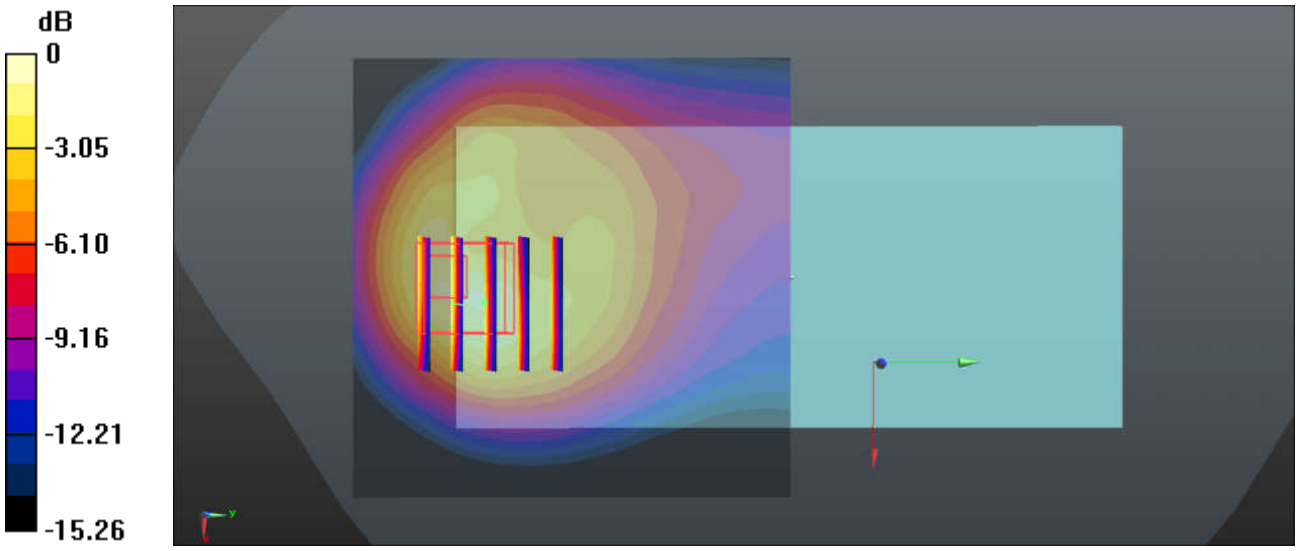

0 dB = 1.59 W/kg = 2.01 dBW/kg

16_WCDMA Band II_RMC 12.2Kbps_Back_5mm_Ch9262

Communication System: UID 0, WCDMA (0); Frequency: 1852.4 MHz;Duty Cycle: 1:1
Medium: MSL_1900 Medium parameters used: f = 1852.4 MHz; σ = 1.496 S/m; ε_r = 52.869; ρ = 1000 kg/m^3
Ambient Temperature：23.4 ℃； Liquid Temperature：22.8 ℃

DASY5 Configuration:
- Probe: EX3DV4 - SN3843; ConvF(7.07, 7.07, 7.07); Calibrated: 2018.9.27
- Sensor-Surface: 1.4mm (Mechanical Surface Detection)
- Electronics: DAE4 Sn1338; Calibrated: 2018.12.3
- Phantom: SAM2; Type: SAM; Serial: TP-1754
- Measurement SW: DASY52, Version 52.10 (1); SEMCAD X Version 14.6.11 (7439)

Ch9262/Area Scan (71x71x1): Interpolated grid: dx=1.500 mm, dy=1.500 mm
Maximum value of SAR (interpolated) = 1.68 W/kg

Ch9262/Zoom Scan (7x6x7)/Cube 0: Measurement grid: dx=8mm, dy=8mm, dz=5mm
Reference Value = 2.039 V/m; Power Drift = 0.03 dB
Peak SAR (extrapolated) = 1.88 W/kg
SAR(1 g) = 0.915 W/kg; SAR(10 g) = 0.532 W/kg
Maximum value of SAR (measured) = 1.52 W/kg

Ch9262/Zoom Scan (7x6x7)/Cube 1: Measurement grid: dx=8mm, dy=8mm, dz=5mm
Reference Value = 2.039 V/m; Power Drift = 0.03 dB
Peak SAR (extrapolated) = 1.59 W/kg
SAR(1 g) = 0.923 W/kg; SAR(10 g) = 0.541 W/kg
Maximum value of SAR (measured) = 1.29 W/kg

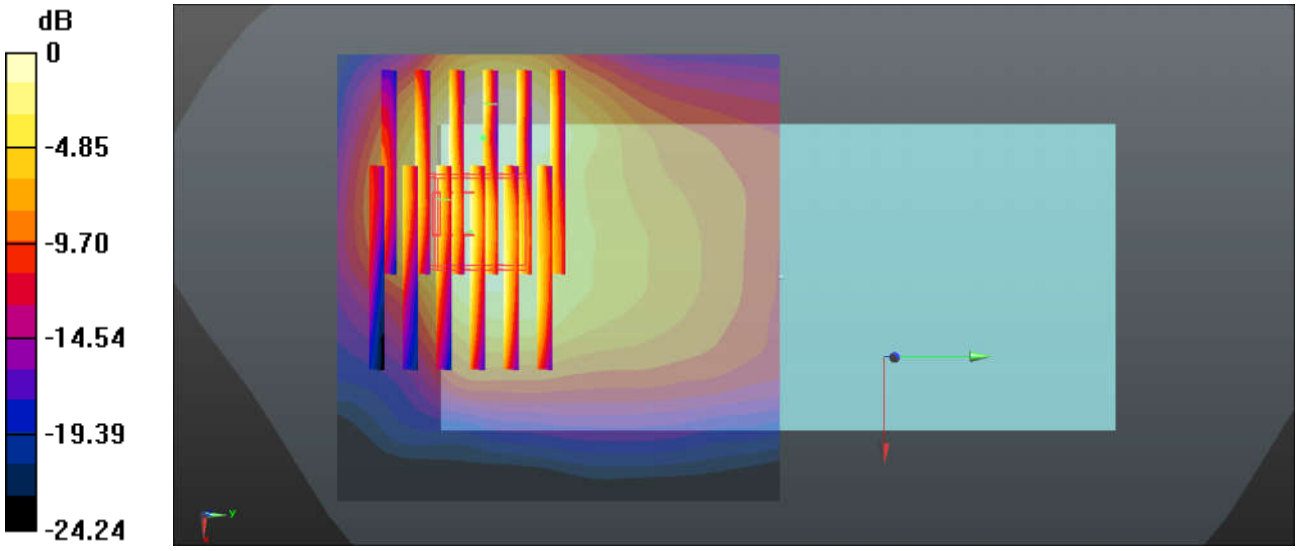

0 dB = 1.29 W/kg = 1.11 dBW/kg

Test Laboratory: Sporton International Inc. SAR/HAC Testing Lab Date: 2019.2.25

17_LTE Band 5_10M_QPSK_1_49_Back_5mm_Ch20525

Communication System: UID 0, LTE-FDD (0); Frequency: 836.5 MHz;Duty Cycle: 1:1
Medium: MSL_850 Medium parameters used: f = 836.5 MHz; σ = 0.999 S/m; ε_r = 54.633; ρ = 1000 kg/m^3
Ambient Temperature：23.3 ℃； Liquid Temperature：22.6 ℃

DASY5 Configuration:
- Probe: EX3DV4 - SN3843; ConvF(9.03, 9.03, 9.03); Calibrated: 2018.9.27
- Sensor-Surface: 1.4mm (Mechanical Surface Detection)
- Electronics: DAE4 Sn1338; Calibrated: 2018.12.3
- Phantom: SAM2; Type: SAM; Serial: TP-1754
- Measurement SW: DASY52, Version 52.10 (1); SEMCAD X Version 14.6.11 (7439)

Ch20525/Area Scan (71x81x1): Interpolated grid: dx=1.500 mm, dy=1.500 mm
Maximum value of SAR (interpolated) = 1.10 W/kg

Ch20525/Zoom Scan (5x5x7)/Cube 0: Measurement grid: dx=8mm, dy=8mm, dz=5mm
Reference Value = 11.75 V/m; Power Drift = 0.02 dB
Peak SAR (extrapolated) = 1.66 W/kg
SAR(1 g) = 0.862 W/kg; SAR(10 g) = 0.464 W/kg
Maximum value of SAR (measured) = 1.34 W/kg

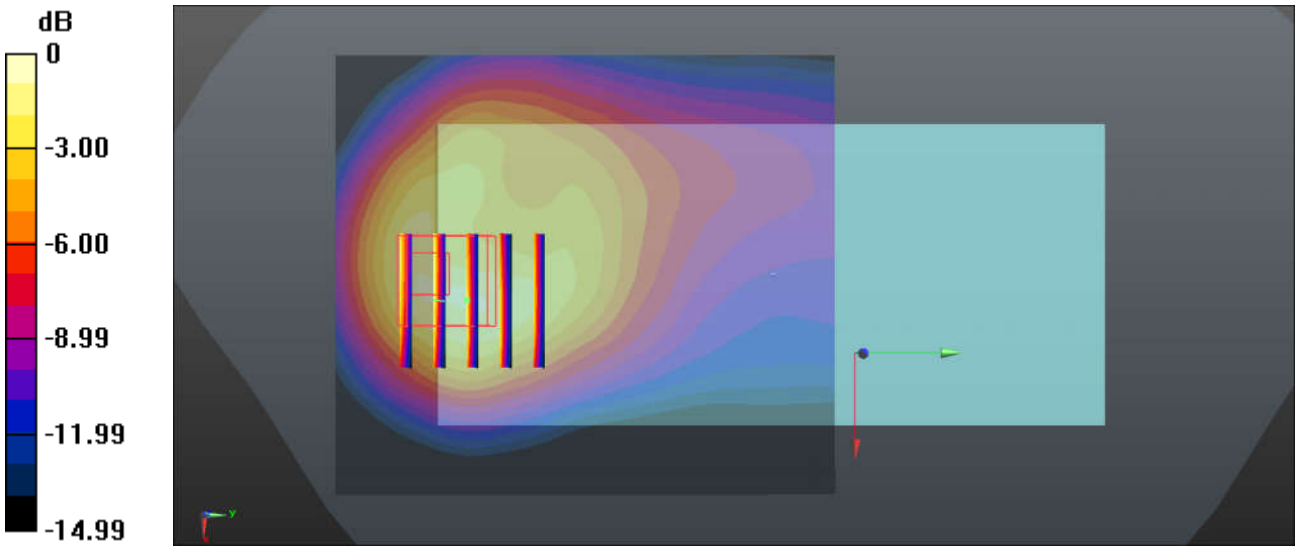

0 dB = 1.34 W/kg = 1.27 dBW/kg

18_LTE Band 7_20M_QPSK_1RB_0Offset_Back_5mm_Ch21350

Communication System: UID 0, LTE-FDD (0); Frequency: 2560 MHz;Duty Cycle: 1:1
Medium: MSL_2600 Medium parameters used: f = 2560 MHz; σ = 2.125 S/m; ε_r = 51.872; ρ = 1000 kg/m^3
Ambient Temperature：23.3 ℃； Liquid Temperature：22.7 ℃

DASY5 Configuration:
- Probe: EX3DV4 - SN3843; ConvF(6.7, 6.7, 6.7); Calibrated: 2018.9.27
- Sensor-Surface: 1.4mm (Mechanical Surface Detection)
- Electronics: DAE4 Sn1338; Calibrated: 2018.12.3
- Phantom: SAM2; Type: SAM; Serial: TP-1754
- Measurement SW: DASY52, Version 52.10 (1); SEMCAD X Version 14.6.11 (7439)

Ch21350/Area Scan (91x91x1): Interpolated grid: dx=1.200 mm, dy=1.200 mm
Maximum value of SAR (interpolated) = 1.83 W/kg

Ch21350/Zoom Scan (8x7x7)/Cube 0: Measurement grid: dx=5mm, dy=5mm, dz=5mm
Reference Value = 5.916 V/m; Power Drift = 0.08 dB
Peak SAR (extrapolated) = 3.61 W/kg
SAR(1 g) = 1.15 W/kg; SAR(10 g) = 0.473 W/kg
Maximum value of SAR (measured) = 1.82 W/kg

Ch21350/Zoom Scan (8x7x7)/Cube 1: Measurement grid: dx=5mm, dy=5mm, dz=5mm
Reference Value = 5.916 V/m; Power Drift = 0.08 dB
Peak SAR (extrapolated) = 2.69 W/kg
SAR(1 g) = 1.21 W/kg; SAR(10 g) = 0.550 W/kg
Maximum value of SAR (measured) = 2.12 W/kg

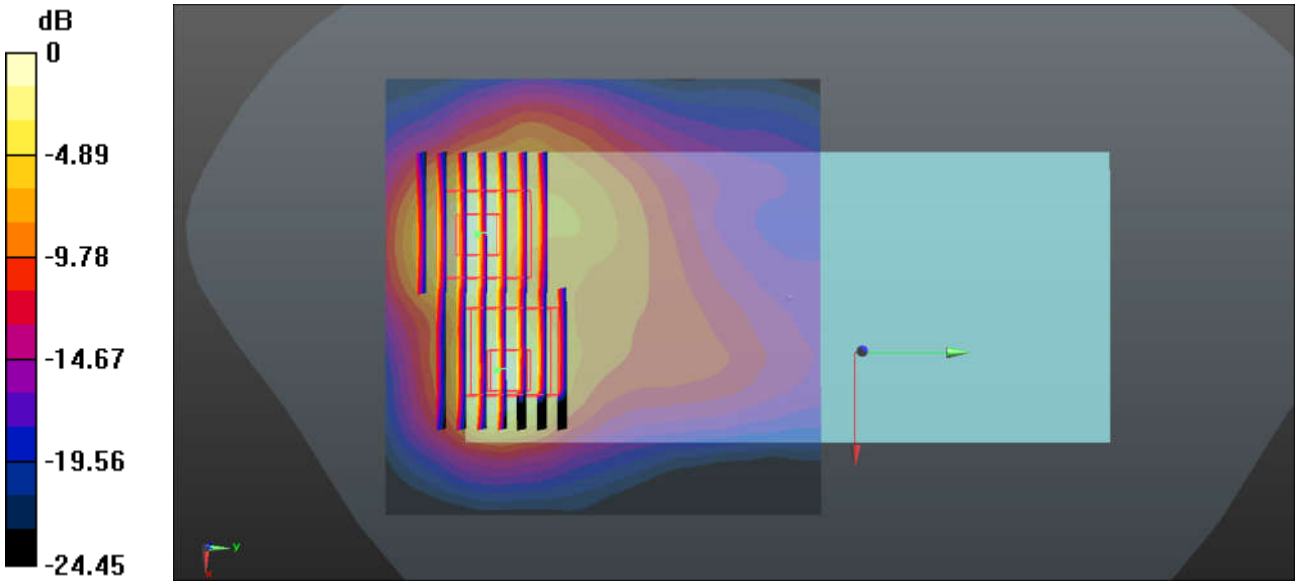

0 dB = 2.12 W/kg = 3.26 dBW/kg

Test Laboratory: Sporton International Inc. SAR/HAC Testing Lab Date: 2019.2.25

19_LTE Band 41_20M_QPSK_1_0_Back_5mm_Ch41140

Communication System: UID 0, LTE-TDD (0); Frequency: 2645 MHz;Duty Cycle: 1:1.59
Medium: MSL_2600 Medium parameters used: f = 2645 MHz; σ = 2.243 S/m; ε_r = 51.571; ρ = 1000 kg/m^3
Ambient Temperature：23.3 ℃; Liquid Temperature：22.7 ℃

DASY5 Configuration:
- Probe: EX3DV4 - SN3857; ConvF(7.38, 7.38, 7.38); Calibrated: 2018.5.31
- Sensor-Surface: 1.4mm (Mechanical Surface Detection)
- Electronics: DAE4 Sn1358; Calibrated: 2018.4.19
- Phantom: SAM2; Type: SAM; Serial: TP:1754
- Measurement SW: DASY52, Version 52.10 (1); SEMCAD X Version 14.6.11 (7439)

Ch41140/Area Scan (91x91x1): Interpolated grid: dx=1.200 mm, dy=1.200 mm
Maximum value of SAR (interpolated) = 2.14 W/kg

Ch41140/Zoom Scan (7x7x7)/Cube 0: Measurement grid: dx=5mm, dy=5mm, dz=5mm
Reference Value = 5.233 V/m; Power Drift = -0.05 dB
Peak SAR (extrapolated) = 2.99 W/kg
SAR(1 g) = 1.19 W/kg; SAR(10 g) = 0.470 W/kg
Maximum value of SAR (measured) = 2.12 W/kg

Ch41140/Zoom Scan (7x7x7)/Cube 1: Measurement grid: dx=5mm, dy=5mm, dz=5mm
Reference Value = 5.233 V/m; Power Drift = -0.05 dB
Peak SAR (extrapolated) = 2.37 W/kg
SAR(1 g) = 0.990 W/kg; SAR(10 g) = 0.406 W/kg
Maximum value of SAR (measured) = 1.78 W/kg

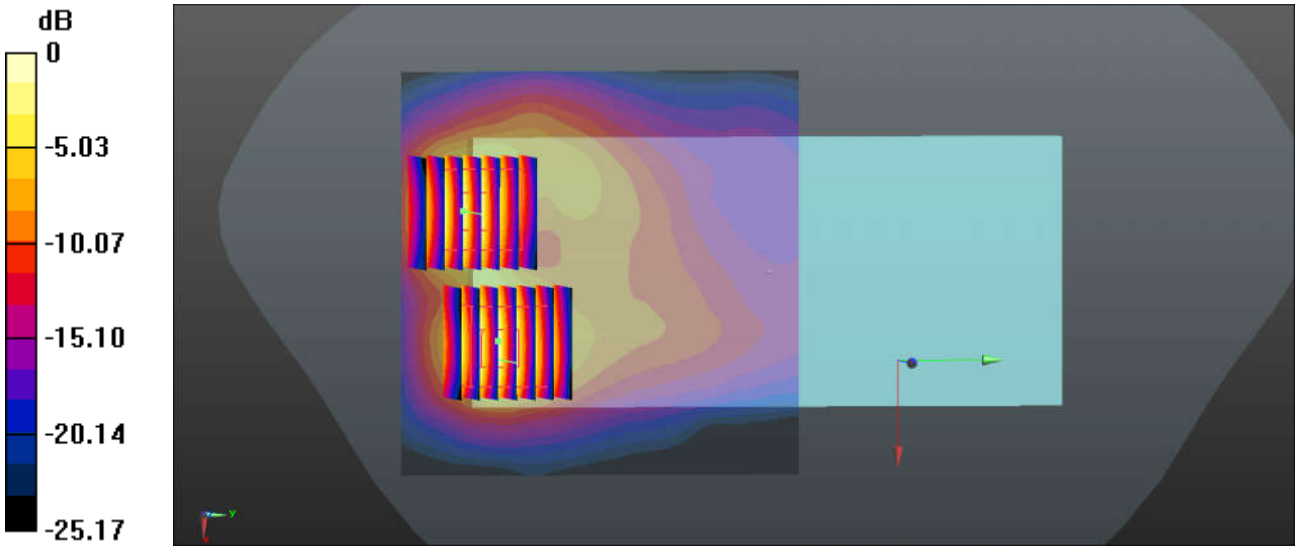

0 dB = 1.78 W/kg = 2.50 dBW/kg

Test Laboratory: Sporton International Inc. SAR/HAC Testing Lab Date: 2019.2.23

20_WLAN2.4GHz_802.11b 1Mbps_Back_5mm_Ch1

Communication System: UID 0, 802.11b (0); Frequency: 2412 MHz;Duty Cycle: 1:1
Medium: MSL_2450 Medium parameters used: f = 2412 MHz; σ = 1.954 S/m; ε_r = 53.33; ρ = 1000 kg/m^3
Ambient Temperature：23.2 ℃; Liquid Temperature：22.6 ℃

DASY5 Configuration:
- Probe: EX3DV4 - SN3843; ConvF(7.02, 7.02, 7.02); Calibrated: 2018.9.27
- Sensor-Surface: 1.4mm (Mechanical Surface Detection)
- Electronics: DAE4 Sn1338; Calibrated: 2018.12.3
- Phantom: SAM2; Type: SAM; Serial: TP-1754
- Measurement SW: DASY52, Version 52.10 (1); SEMCAD X Version 14.6.11 (7439)

Ch1/Area Scan (91x91x1): Interpolated grid: dx=1.200 mm, dy=1.200 mm
Maximum value of SAR (interpolated) = 0.771 W/kg

Ch1/Zoom Scan (7x7x7)/Cube 0: Measurement grid: dx=5mm, dy=5mm, dz=5mm
Reference Value = 2.370 V/m; Power Drift = 0.17 dB
Peak SAR (extrapolated) = 0.830 W/kg
SAR(1 g) = 0.444 W/kg; SAR(10 g) = 0.216 W/kg
Maximum value of SAR (measured) = 0.697 W/kg

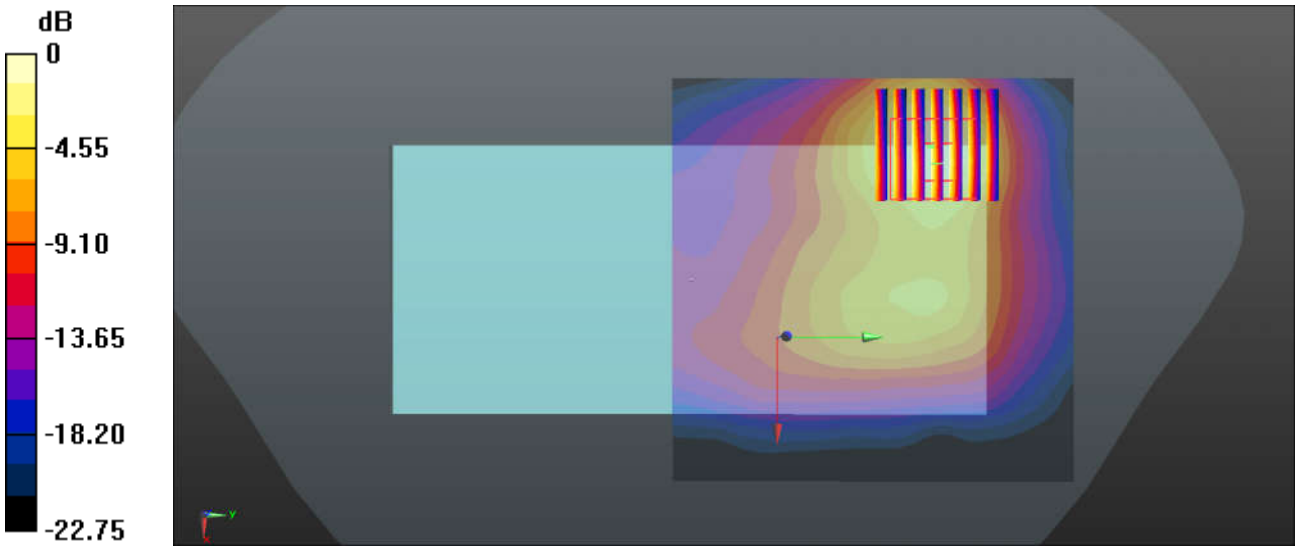

0 dB = 0.697 W/kg = -1.57 dBW/kg

21_Bluetooth_1Mbps_Back_5mm_Ch39

Communication System: UID 0, Bluetooth (0); Frequency: 2441 MHz;Duty Cycle: 1:1.3
Medium: MSL_2450 Medium parameters used: f = 2441 MHz; σ = 1.994 S/m; ε_r = 53.217; ρ = 1000 kg/m^3
Ambient Temperature：23.2 ℃; Liquid Temperature：22.6 ℃

DASY5 Configuration:
- Probe: EX3DV4 - SN3843; ConvF(7.02, 7.02, 7.02); Calibrated: 2018.9.27
- Sensor-Surface: 1.4mm (Mechanical Surface Detection)
- Electronics: DAE4 Sn1338; Calibrated: 2018.12.3
- Phantom: SAM2; Type: SAM; Serial: TP-1754
- Measurement SW: DASY52, Version 52.10 (1); SEMCAD X Version 14.6.11 (7439)

Ch39/Area Scan (91x91x1): Interpolated grid: dx=1.200 mm, dy=1.200 mm
Maximum value of SAR (interpolated) = 0.0612 W/kg

Ch39/Zoom Scan (7x7x7)/Cube 0: Measurement grid: dx=5mm, dy=5mm, dz=5mm
Reference Value = 0.5770 V/m; Power Drift = 0.03 dB
Peak SAR (extrapolated) = 0.0680 W/kg
SAR(1 g) = 0.037 W/kg; SAR(10 g) = 0.019 W/kg
Maximum value of SAR (measured) = 0.0562 W/kg

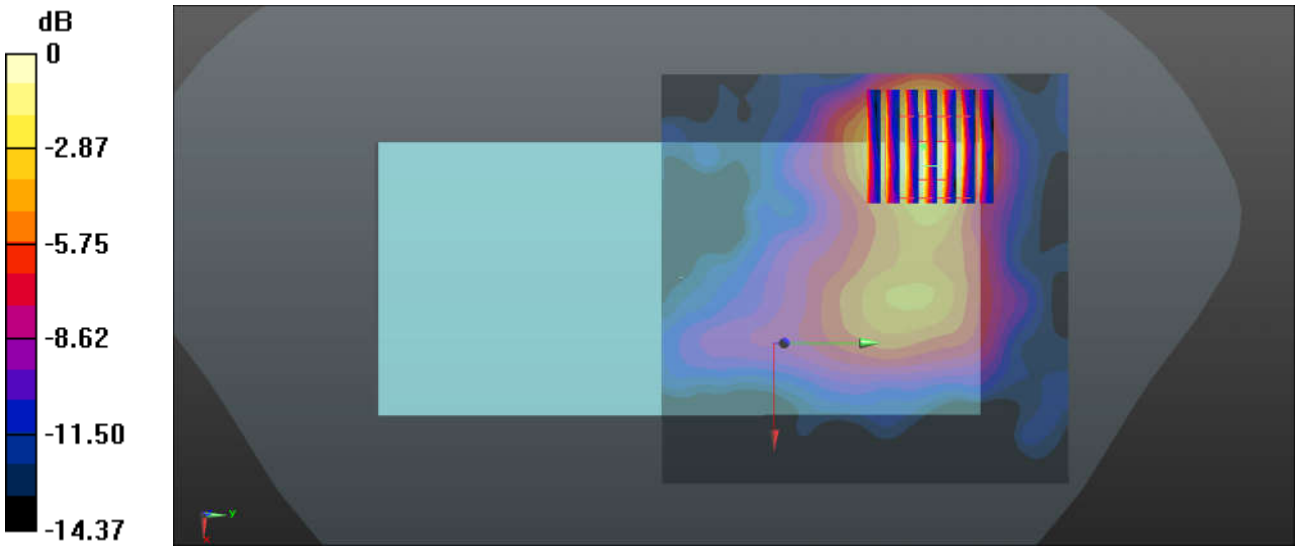

0 dB = 0.0562 W/kg = -12.50 dBW/kg

Test Laboratory: Sporton International Inc. SAR/HAC Testing Lab Date: 2019.2.22

22_WLAN5.2GHz_802.11a 6Mbps_Back_5mm_Ch36

Communication System: UID 0, WIFI (0); Frequency: 5180 MHz;Duty Cycle: 1:1.051
Medium: MSL_5000 Medium parameters used: f = 5180 MHz; σ = 5.374 S/m; ε_r = 47.78; ρ = 1000 kg/m^3
Ambient Temperature：23.4 ℃； Liquid Temperature：22.9 ℃

DASY5 Configuration:
- Probe: EX3DV4 - SN3857; ConvF(4.4, 4.4, 4.4); Calibrated: 2018.5.31
- Sensor-Surface: 1.4mm (Mechanical Surface Detection)
- Electronics: DAE4 Sn1279; Calibrated: 2018.10.22
- Phantom: SAM2; Type: SAM; Serial: TP-1754
- Measurement SW: DASY52, Version 52.10 (1); SEMCAD X Version 14.6.11 (7439)

Ch36/Area Scan (101x81x1): Interpolated grid: dx=1.000 mm, dy=1.000 mm
Maximum value of SAR (interpolated) = 0.780 W/kg

Ch36/Zoom Scan (8x8x7)/Cube 0: Measurement grid: dx=4mm, dy=4mm, dz=1.4mm
Reference Value = 6.939 V/m; Power Drift = 0.01 dB
Peak SAR (extrapolated) = 1.38 W/kg
SAR(1 g) = 0.348 W/kg; SAR(10 g) = 0.117 W/kg
Maximum value of SAR (measured) = 0.820 W/kg



0 dB = 0.820 W/kg = -0.86 dBW/kg

Test Laboratory: Sporton International Inc. SAR/HAC Testing Lab Date: 2019.2.22

23_WLAN5.8GHz_802.11a 6Mbps_Back_5mm_Ch165

Communication System: UID 0, WIFI (0); Frequency: 5825 MHz;Duty Cycle: 1:1.051
Medium: MSL_5000 Medium parameters used: f = 5825 MHz; σ = 6.228 S/m; ε_r = 46.741; ρ = 1000 kg/m^3
Ambient Temperature：23.5 ℃； Liquid Temperature：22.8 ℃

DASY5 Configuration:
- Probe: EX3DV4 - SN3857; ConvF(4.31, 4.31, 4.31); Calibrated: 2018.5.31
- Sensor-Surface: 1.4mm (Mechanical Surface Detection)
- Electronics: DAE4 Sn1279; Calibrated: 2018.10.22
- Phantom: SAM2; Type: SAM; Serial: TP-1754
- Measurement SW: DASY52, Version 52.10 (1); SEMCAD X Version 14.6.11 (7439)

Ch165/Area Scan (101x81x1): Interpolated grid: dx=1.000 mm, dy=1.000 mm
Maximum value of SAR (interpolated) = 0.959 W/kg

Ch165/Zoom Scan (8x8x7)/Cube 0: Measurement grid: dx=4mm, dy=4mm, dz=1.4mm
Reference Value = 11.46 V/m; Power Drift = 0.01 dB
Peak SAR (extrapolated) = 2.06 W/kg
SAR(1 g) = 0.408 W/kg; SAR(10 g) = 0.127 W/kg
Maximum value of SAR (measured) = 1.09 W/kg



0 dB = 1.09 W/kg = 0.37 dBW/kg

Test Laboratory: Sporton International Inc. SAR/HAC Testing Lab Date: 2019.2.25

24_GSM850_GPRS (3 Tx slots)_Back_5mm_Ch251

Communication System: UID 0, GSM850-3UP (0); Frequency: 848.8 MHz;Duty Cycle: 1:2.77
Medium: MSL_850 Medium parameters used: f = 848.8 MHz; σ = 1.012 S/m; ε_r = 54.518; ρ = 1000kg/m^3
Ambient Temperature：23.3 ℃; Liquid Temperature：22.6 ℃

DASY5 Configuration:
- Probe: EX3DV4 - SN3843; ConvF(9.03, 9.03, 9.03); Calibrated: 2018.9.27
- Sensor-Surface: 1.4mm (Mechanical Surface Detection)
- Electronics: DAE4 Sn1338; Calibrated: 2018.12.3
- Phantom: SAM2; Type: SAM; Serial: TP-1754
- Measurement SW: DASY52, Version 52.10 (1); SEMCAD X Version 14.6.11 (7439)

Ch251/Area Scan (71x81x1): Interpolated grid: dx=1.500 mm, dy=1.500 mm
Maximum value of SAR (interpolated) = 1.87 W/kg

Ch251/Zoom Scan (5x5x7)/Cube 0: Measurement grid: dx=8mm, dy=8mm, dz=5mm
Reference Value = 12.49 V/m; Power Drift = -0.02 dB
Peak SAR (extrapolated) = 2.32 W/kg
SAR(1 g) = 1.19 W/kg; SAR(10 g) = 0.660 W/kg
Maximum value of SAR (measured) = 1.75 W/kg

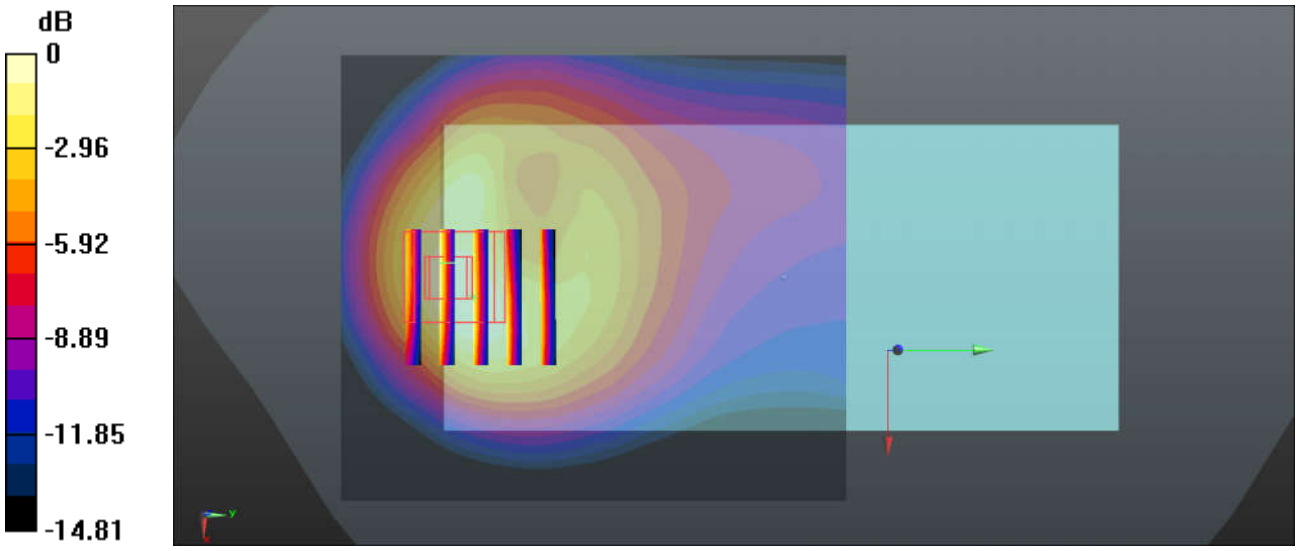

0 dB = 1.75 W/kg = 2.43 dBW/kg

Test Laboratory: Sporton International Inc. SAR/HAC Testing Lab Date: 2019.2.26

25_GSM1900_GPRS 3 Tx slots_Back_5mm_Ch512

Communication System: UID 0, PCS-3UP (0); Frequency: 1850.2 MHz;Duty Cycle: 1:2.77
Medium: MSL_1900 Medium parameters used: f = 1850.2 MHz; σ = 1.493 S/m; ε_r = 52.88; ρ = 1000 kg/m^3
Ambient Temperature：23.4 ℃； Liquid Temperature：22.8 ℃

DASY5 Configuration:
- Probe: EX3DV4 - SN3843; ConvF(7.07, 7.07, 7.07); Calibrated: 2018.9.27
- Sensor-Surface: 1.4mm (Mechanical Surface Detection)
- Electronics: DAE4 Sn1338; Calibrated: 2018.12.3
- Phantom: SAM2; Type: SAM; Serial: TP:1754
- Measurement SW: DASY52, Version 52.10 (1); SEMCAD X Version 14.6.11 (7439)

Ch512/Area Scan (71x81x1): Interpolated grid: dx=1.500 mm, dy=1.500 mm
Maximum value of SAR (interpolated) = 1.47 W/kg

Ch512/Zoom Scan (8x6x7)/Cube 0: Measurement grid: dx=8mm, dy=8mm, dz=5mm
Reference Value = 9.667 V/m; Power Drift = 0.03 dB
Peak SAR (extrapolated) = 1.94 W/kg
SAR(1 g) = 0.950 W/kg; SAR(10 g) = 0.538 W/kg
Maximum value of SAR (measured) = 1.53 W/kg

Ch512/Zoom Scan (8x6x7)/Cube 1: Measurement grid: dx=8mm, dy=8mm, dz=5mm
Reference Value = 9.667 V/m; Power Drift = 0.03 dB
Peak SAR (extrapolated) = 1.69 W/kg
SAR(1 g) = 0.944 W/kg; SAR(10 g) = 0.542 W/kg
Maximum value of SAR (measured) = 1.42 W/kg

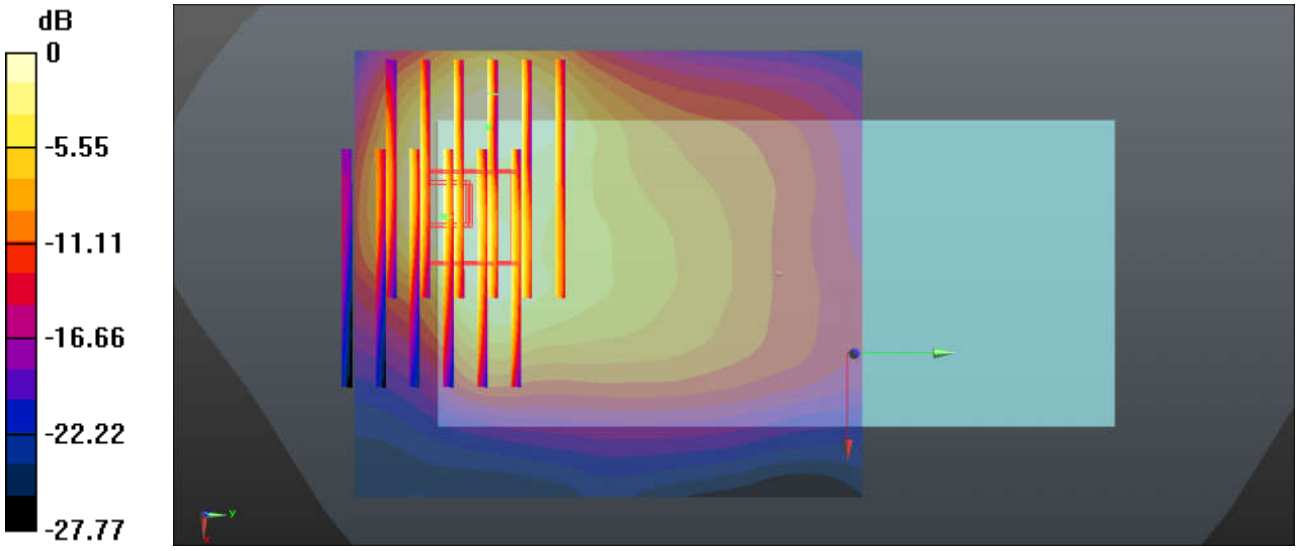

0 dB = 1.42 W/kg = 1.52 dBW/kg

Test Laboratory: Sporton International Inc. SAR/HAC Testing Lab Date: 2019.2.25

26_WCDMA Band V_RMC 12.2Kbps_Back_5mm_Ch4233

Communication System: UID 0, WCDMA (0); Frequency: 846.6 MHz;Duty Cycle: 1:1
Medium: MSL_835 Medium parameters used: f = 846.6 MHz; σ = 1.01 S/m; ε_r = 54.533; ρ = 1000kg/m^3
Ambient Temperature：23.3 ℃; Liquid Temperature：22.6 ℃

DASY5 Configuration:
- Probe: EX3DV4 - SN3843; ConvF(9.03, 9.03, 9.03); Calibrated: 2018.9.27
- Sensor-Surface: 1.4mm (Mechanical Surface Detection)
- Electronics: DAE4 Sn1338; Calibrated: 2018.12.3
- Phantom: SAM2; Type: SAM; Serial: TP-1754
- Measurement SW: DASY52, Version 52.10 (1); SEMCAD X Version 14.6.11 (7439)

Ch4233/Area Scan (71x71x1): Interpolated grid: dx=1.500 mm, dy=1.500 mm
Maximum value of SAR (interpolated) = 1.29 W/kg

Ch4233/Zoom Scan (5x5x7)/Cube 0: Measurement grid: dx=8mm, dy=8mm, dz=5mm
Reference Value = 12.75 V/m; Power Drift = 0.07 dB
Peak SAR (extrapolated) = 1.99 W/kg
SAR(1 g) = 1.02 W/kg; SAR(10 g) = 0.539 W/kg
Maximum value of SAR (measured) = 1.59 W/kg

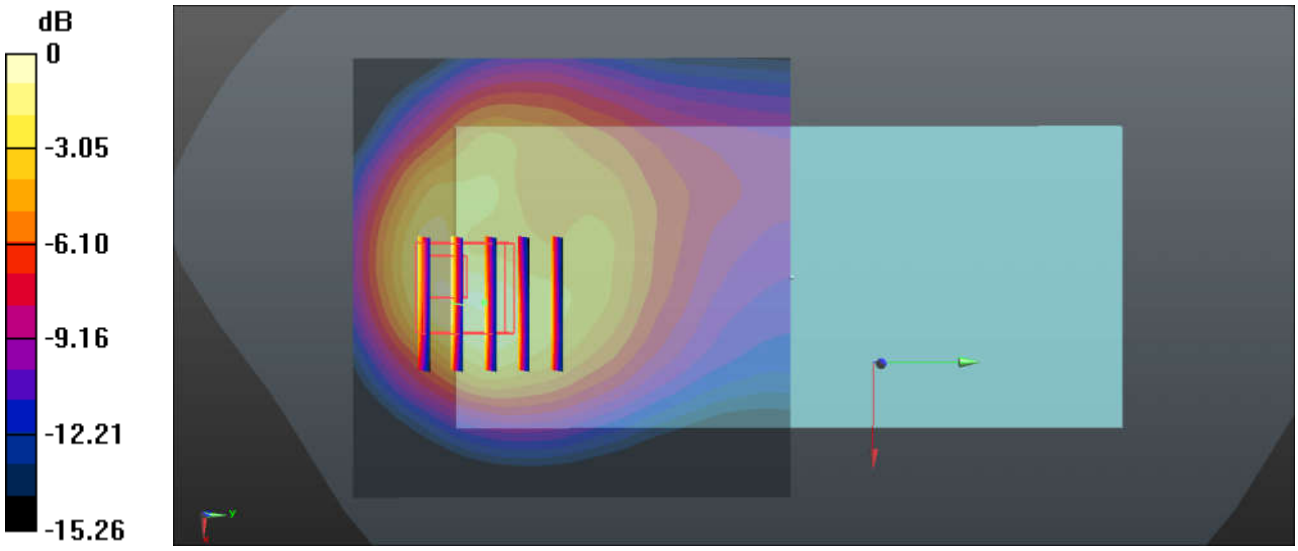

0 dB = 1.59 W/kg = 2.01 dBW/kg

27_WCDMA Band II_RMC 12.2Kbps_Back_5mm_Ch9262

Communication System: UID 0, WCDMA (0); Frequency: 1852.4 MHz;Duty Cycle: 1:1
Medium: MSL_1900 Medium parameters used: f = 1852.4 MHz; σ = 1.496 S/m; ε_r = 52.869; ρ = 1000 kg/m^3
Ambient Temperature：23.4 ℃； Liquid Temperature：22.8 ℃

DASY5 Configuration:
- Probe: EX3DV4 - SN3843; ConvF(7.07, 7.07, 7.07); Calibrated: 2018.9.27
- Sensor-Surface: 1.4mm (Mechanical Surface Detection)
- Electronics: DAE4 Sn1338; Calibrated: 2018.12.3
- Phantom: SAM2; Type: SAM; Serial: TP-1754
- Measurement SW: DASY52, Version 52.10 (1); SEMCAD X Version 14.6.11 (7439)

Ch9262/Area Scan (71x71x1): Interpolated grid: dx=1.500 mm, dy=1.500 mm
Maximum value of SAR (interpolated) = 1.68 W/kg

Ch9262/Zoom Scan (7x6x7)/Cube 0: Measurement grid: dx=8mm, dy=8mm, dz=5mm
Reference Value = 2.039 V/m; Power Drift = 0.03 dB
Peak SAR (extrapolated) = 1.88 W/kg
SAR(1 g) = 0.915 W/kg; SAR(10 g) = 0.532 W/kg
Maximum value of SAR (measured) = 1.52 W/kg

Ch9262/Zoom Scan (7x6x7)/Cube 1: Measurement grid: dx=8mm, dy=8mm, dz=5mm
Reference Value = 2.039 V/m; Power Drift = 0.03 dB
Peak SAR (extrapolated) = 1.59 W/kg
SAR(1 g) = 0.923 W/kg; SAR(10 g) = 0.541 W/kg
Maximum value of SAR (measured) = 1.29 W/kg

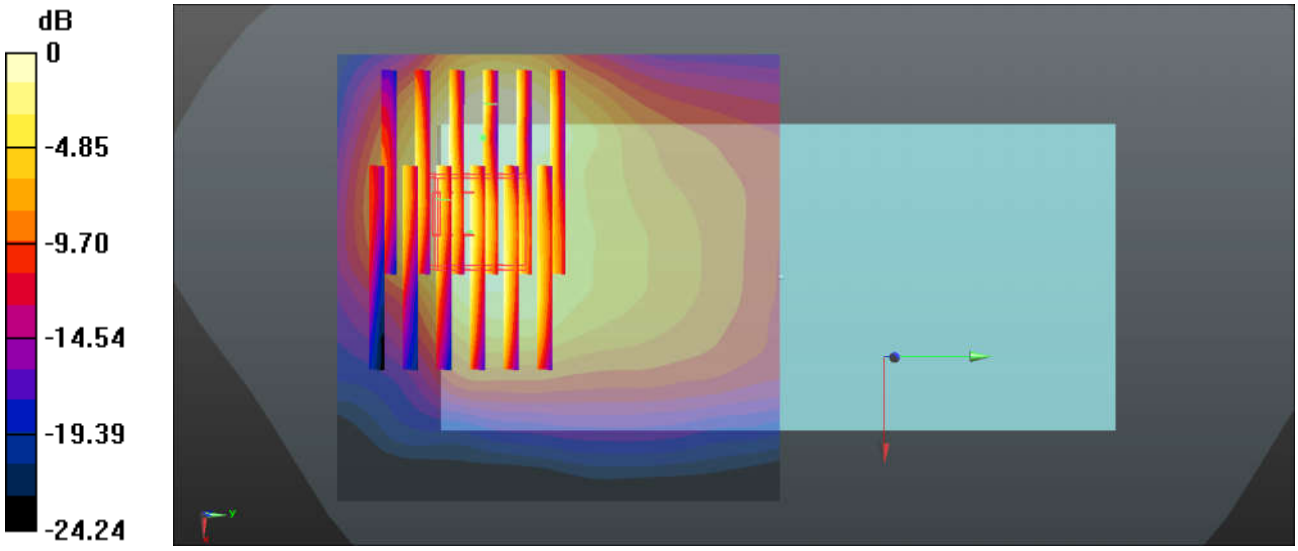

0 dB = 1.29 W/kg = 1.11 dBW/kg

Test Laboratory: Sporton International Inc. SAR/HAC Testing Lab Date: 2019.2.25

28_LTE Band 5_10M_QPSK_1_49_Back_5mm_Ch20525

Communication System: UID 0, LTE-FDD (0); Frequency: 836.5 MHz;Duty Cycle: 1:1
Medium: MSL_850 Medium parameters used: f = 836.5 MHz; σ = 0.999 S/m; ε_r = 54.633; ρ = 1000 kg/m^3
Ambient Temperature：23.3 ℃; Liquid Temperature：22.6 ℃

DASY5 Configuration:
- Probe: EX3DV4 - SN3843; ConvF(9.03, 9.03, 9.03); Calibrated: 2018.9.27
- Sensor-Surface: 1.4mm (Mechanical Surface Detection)
- Electronics: DAE4 Sn1338; Calibrated: 2018.12.3
- Phantom: SAM2; Type: SAM; Serial: TP-1754
- Measurement SW: DASY52, Version 52.10 (1); SEMCAD X Version 14.6.11 (7439)

Ch20525/Area Scan (71x81x1): Interpolated grid: dx=1.500 mm, dy=1.500 mm
Maximum value of SAR (interpolated) = 1.10 W/kg

Ch20525/Zoom Scan (5x5x7)/Cube 0: Measurement grid: dx=8mm, dy=8mm, dz=5mm
Reference Value = 11.75 V/m; Power Drift = 0.02 dB
Peak SAR (extrapolated) = 1.66 W/kg
SAR(1 g) = 0.862 W/kg; SAR(10 g) = 0.464 W/kg
Maximum value of SAR (measured) = 1.34 W/kg

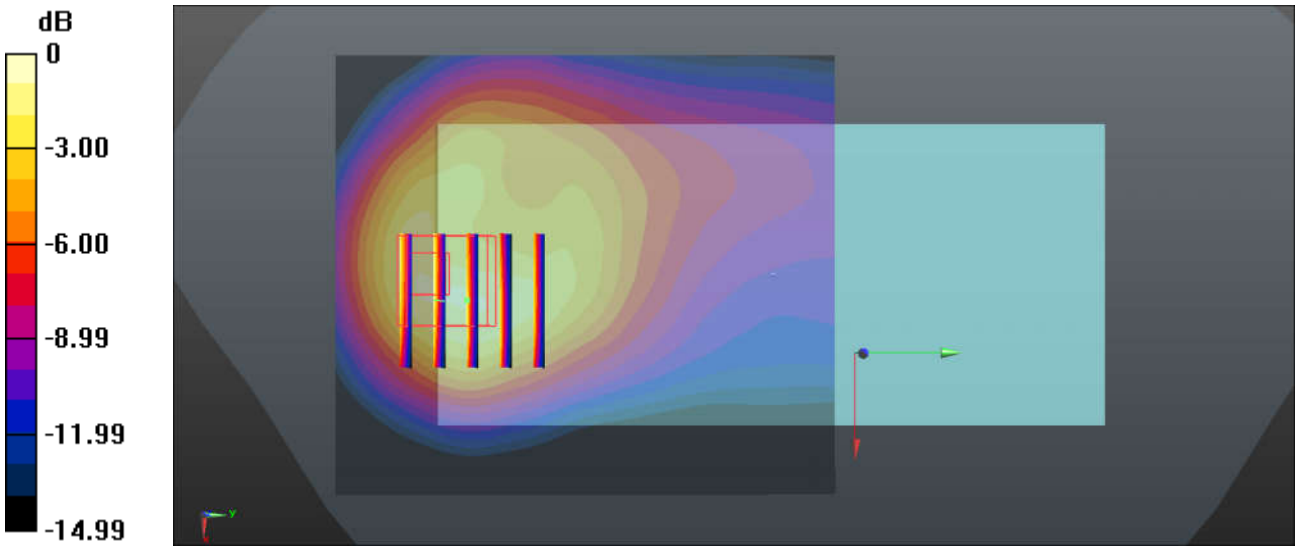

0 dB = 1.34 W/kg = 1.27 dBW/kg

29_LTE Band 7_20M_QPSK_1_0_Back_5mm_Ch21350_Headset

Communication System: UID 0, LTE-FDD (0); Frequency: 2560 MHz;Duty Cycle: 1:1
Medium: MSL_2600 Medium parameters used: f = 2560 MHz; σ = 2.125 S/m; ε_r = 51.872; ρ = 1000 kg/m^3
Ambient Temperature：23.3 ℃; Liquid Temperature：22.7 ℃

DASY5 Configuration:
- Probe: EX3DV4 - SN3843; ConvF(6.7, 6.7, 6.7); Calibrated: 2018.9.27
- Sensor-Surface: 1.4mm (Mechanical Surface Detection)
- Electronics: DAE4 Sn1338; Calibrated: 2018.12.3
- Phantom: SAM2; Type: SAM; Serial: TP-1754
- Measurement SW: DASY52, Version 52.10 (1); SEMCAD X Version 14.6.11 (7439)

Ch21350/Area Scan (91x91x1): Interpolated grid: dx=1.200 mm, dy=1.200 mm
Maximum value of SAR (interpolated) = 2.22 W/kg

Ch21350/Zoom Scan (7x7x7)/Cube 0: Measurement grid: dx=5mm, dy=5mm, dz=5mm
Reference Value = 2.672 V/m; Power Drift = -0.03 dB
Peak SAR (extrapolated) = 2.86 W/kg
SAR(1 g) = 1.19 W/kg; SAR(10 g) = 0.511 W/kg
Maximum value of SAR (measured) = 2.10 W/kg

Ch21350/Zoom Scan (7x7x7)/Cube 1: Measurement grid: dx=5mm, dy=5mm, dz=5mm
Reference Value = 2.672 V/m; Power Drift = -0.03 dB
Peak SAR (extrapolated) = 2.94 W/kg
SAR(1 g) = 1.25 W/kg; SAR(10 g) = 0.597 W/kg
Maximum value of SAR (measured) = 2.25 W/kg

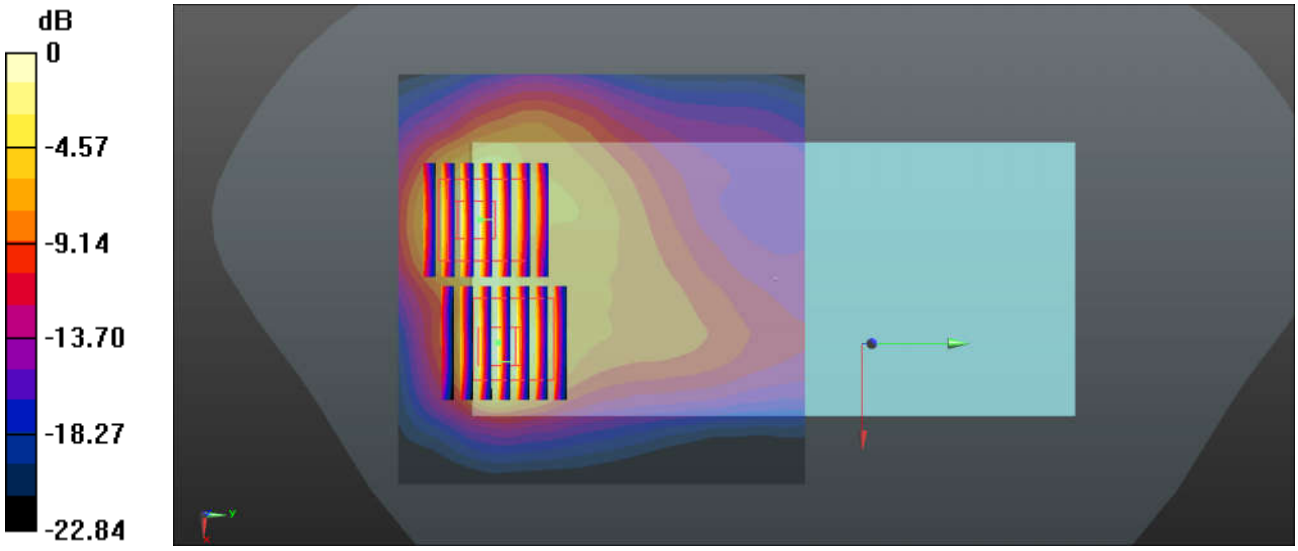

0 dB = 2.25 W/kg = 3.52 dBW/kg