FCC RF Test Report

APPLICANT	:	**Motorola Mobility LLC**
EQUIPMENT	:	**Mobile Cellular Phone**
BRAND NAME	:	**Motorola**
MODEL NAME	:	**XT1970-1, XT1970-2**
FCC ID	:	**IHDT56XT1**
STANDARD	:	**47 CFR Part 2, 22(H), 24(E), 27(L), 27(M)**
CLASSIFICATION	:	**PCS Licensed Transmitter Held to Ear (PCE)**

The product was received on Dec. 20, 2018 and completely tested on Feb. 07, 2019. We, Sporton International (Kunshan) Inc., would like to declare that the tested sample has been evaluated in accordance with the procedures given in ANSI C63.26-2015 and shown compliance with the applicable technical standards.

The test results in this report apply exclusively to the tested model / sample. Without written approval of Sporton International (Kunshan) Inc., the test report shall not be reproduced except in full.

James Huang

Approved by: James Huang / Manager

TESTING
NVLAP LAB CODE 600155-0

Sporton International (Kunshan) Inc.
No. 1098, Pengxi North Road, Kunshan Economic Development Zone,
Jiangsu Province 215335, China

TABLE OF CONTENTS

REVISION HISTORY **3**

SUMMARY OF TEST RESULT **4**

1 GENERAL DESCRIPTION **5**

1.1 Applicant 5
1.2 Manufacturer 5
1.3 Product Feature of Equipment Under Test 5
1.4 Product Specification of Equipment Under Test 6
1.5 Modification of EUT 6
1.6 Specification of Accessory 7
1.7 Maximum ERP/EIRP Power, Frequency Tolerance, and Emission Designator 9
1.8 Testing Location 13
1.9 Applicable Standards 13

2 TEST CONFIGURATION OF EQUIPMENT UNDER TEST **14**

2.1 Test Mode 14
2.2 Connection Diagram of Test System 17
2.3 Support Unit used in test configuration and system 17
2.4 Measurement Results Explanation Example 17
2.5 Frequency List of Low/Middle/High Channels 18

3 CONDUCTED TEST ITEMS **21**

3.1 Measuring Instruments 21
3.2 Test Setup 21
3.3 Test Result of Conducted Test 21
3.4 Conducted Output Power and ERP/EIRP 22
3.5 Peak-to-Average Ratio 23
3.6 Occupied Bandwidth 24
3.7 Conducted Band Edge 25
3.8 Conducted Spurious Emission 27
3.9 Frequency Stability 28

4 RADIATED TEST ITEMS **29**

4.1 Measuring Instruments 29
4.2 Test Setup 29
4.3 Test Result of Radiated Test 29
4.4 Radiated Spurious Emission 30

5 LIST OF MEASURING EQUIPMENT **31**

6 UNCERTAINTY OF EVALUATION **32**

APPENDIX A. TEST RESULTS OF CONDUCTED TEST

APPENDIX B. TEST RESULTS OF RADIATED TEST

APPENDIX C. TEST SETUP PHOTOGRAPHS

REVISION HISTORY

REPORT NO.	VERSION	DESCRIPTION	ISSUED DATE
FG8D2002B	Rev. 01	Initial issue of report	Mar. 01, 2019

SUMMARY OF TEST RESULT

Report Section	FCC Rule	Description	Limit	Result	Remark
3.4	§2.1046	Conducted Output Power	Reporting Only	PASS	-
	§22.913(a)(5)	Effective Radiated Power (Band 5)	ERP < 7 Watt	PASS	-
	§27.50(c)(10)	Effective Radiated Power (Band 12) (Band 17)	ERP < 3 Watt	PASS	-
	§24.232(c) §27.50(h)(2)	Equivalent Isotropic Radiated Power (Band 2) (Band 7)	EIRP < 2Watt	PASS	-
	§27.50(d)(4)	Equivalent Isotropic Radiated Power (Band 4) (Band 66)	EIRP < 1Watt	PASS	-
3.5	§24.232(d)	Peak-to-Average Ratio	<13 dB	PASS	-
3.6	§2.1049	Occupied Bandwidth	Reporting Only	PASS	-
3.7	§2.1051 §22.917(a) §24.238(a) §27.53(g) §27.53(h)	Conducted Band Edge Measurement (Band 2) (Band 4) (Band 5) (Band 12) (Band 17) (Band 66)	< 43+10log10(P[Watts])	PASS	-
	§27.53(m)(4)	Conducted Band Edge Measurement (Band 7)	§27.53(m)(4)		
3.8	§2.1051 §22.917(a) §24.238(a) §27.53(g) §27.53(h)	Conducted Spurious Emission (Band 2) (Band 4) (Band 5) (Band 12) (Band 17) (Band 66)	< 43+10log10(P[Watts])	PASS	-
	§2.1051 §27.53(m)(4)	Conducted Spurious Emission (Band 7)	< 55+10log$_{10}$(P[Watts])		
3.9	§2.1055 §22.355	Frequency Stability Temperature & Voltage	< 2.5 ppm for Part 22	PASS	-
	§2.1055 §24.235 §27.54		Within Authorized Band		
4.4	§2.1053 §22.917(a) §24.238(a) §27.53(g) §27.53(h)	Radiated Spurious Emission (Band 2) (Band 4) (Band 5) (Band 12) (Band 17) (Band 66)	< 43+10log$_{10}$(P[Watts])	PASS	Under limit 30.45 dB at 5208.000 MHz
	§2.1053 §27.53(m)(4)	Radiated Spurious Emission (Band 7)	< 55+10log$_{10}$(P[Watts])		

1 General Description

1.1 Applicant

Motorola Mobility LLC
222 W, Merchandise Mart Plaza, Chicago IL 60654 USA

1.2 Manufacturer

Motorola Mobility LLC
222 W, Merchandise Mart Plaza, Chicago IL 60654 USA

1.3 Product Feature of Equipment Under Test

Product Feature	
Equipment	Mobile Cellular Phone
Brand Name	Motorola
Model Name	XT1970-1, XT1970-2
FCC ID	IHDT56XT1
EUT supports Radios application	GSM/GPRS/EGPRS/WCDMA/HSPA/DC-HSDPA/ HSPA+(16QAM uplink is not supported)/LTE WLAN 2.4GHz 802.11b/g/n HT20/HT40 WLAN 5GHz 802.11a/n HT20/HT40 WLAN 5GHz 802.11ac VHT20/VHT40/VHT80 Bluetooth BR/EDR/LE NFC/GNSS/FM Receiver
IMEI Code	Conducted: 352170100016414/352170100016422 Radiation: 352170100036495/352170100036401 for LTE Band 2/5/66 352170100039937/352170100039901 for LTE Band 7/12
HW Version	DVT2
SW Version	PSA29.76
EUT Stage	Identical Prototype

Remark:

1. The above EUT's information was declared by manufacturer. Please refer to the specifications or user's manual for more detailed description.
2. There are two types of EUT sample 1 and sample 2, the differences between two samples are only for SIM slot, sample 1(model name XT1970-1) is dual SIM slot, sample 2(model name XT1970-2) is single SIM slot.

1.4 Product Specification of Equipment Under Test

Standards-related Product Specification	
Tx Frequency	LTE Band 2 : 1850.7 MHz ~ 1909.3 MHz LTE Band 4 : 1710.7 MHz ~ 1754.3 MHz LTE Band 5 : 824.7 MHz ~ 848.3 MHz LTE Band 7 : 2502.5 MHz ~ 2567.5 MHz LTE Band 12 : 699.7 MHz ~ 715.3 MHz LTE Band 17 : 706.5 MHz ~ 713.5 MHz LTE Band 66 : 1710.7 MHz ~ 1779.3 MHz
Rx Frequency	LTE Band 2 : 1930.7 MHz ~ 1989.3 MHz LTE Band 4 : 2110.7 MHz ~ 2154.3 MHz LTE Band 5 : 869.7 MHz ~ 893.3 MHz LTE Band 7 : 2622.5MHz ~ 2687.5 MHz LTE Band 12 : 729.7 MHz ~ 745.3 MHz LTE Band 17 : 736.5 MHz ~ 743.5 MHz LTE Band 66 : 2110.7 MHz~ 2179.3 MHz
Bandwidth	LTE Band 2 : 1.4MHz / 3MHz / 5MHz / 10MHz / 15MHz / 20MHz LTE Band 4 : 1.4MHz / 3MHz / 5MHz / 10MHz / 15MHz / 20MHz LTE Band 5 : 1.4MHz / 3MHz / 5MHz / 10MHz LTE Band 7 : 5MHz/ 10MHz / 15MHz / 20MHz LTE Band 12 : 1.4MHz / 3MHz / 5MHz / 10MHz LTE Band 17 : 5MHz / 10MHz LTE Band 66 : 1.4MHz / 3MHz / 5MHz / 10MHz / 15MHz / 20MHz
Maximum Output Power to Antenna	LTE Band 2 : 23.45 dBm LTE Band 4 : 23.00 dBm LTE Band 5 : 23.43 dBm LTE Band 7 : 23.59 dBm LTE Band 12 : 23.05 dBm LTE Band 17 : 22.98 dBm LTE Band 66 : 23.27 dBm
Antenna Gain	LTE Band 2 : -0.23 dBi LTE Band 4 : -0.23 dBi LTE Band 5 : -1.49 dBi LTE Band 7 : -1.44 dBi LTE Band 12 : -1.44 dBi LTE Band 17 : -1.44 dBi LTE Band 66 : 0.64 dBi
Type of Modulation	QPSK / 16QAM / 64QAM

1.5 Modification of EUT

No modifications are made to the EUT during all test items.

1.6 Specification of Accessory

Specification of Accessory				
AC Adapter 1(US)	Brand Name	Motorola (Salom)	Model Name	SC-51
	Power Rating	I/P: 100-240 Vac, 600mA O/P: 5Vdc,3000mA; 9Vdc,2000mA; 12Vdc,1500mA		
AC Adapter 1(EU)	Brand Name	Motorola (Salom)	Model Name	SC-52
	Power Rating	I/P: 100-240 Vac, 600mA O/P: 5Vdc,3000mA; 9Vdc,2000mA; 12Vdc,1500mA		
AC Adapter 1(UK)	Brand Name	Motorola (Salom)	Model Name	SC-53
	Power Rating	I/P: 100-240 Vac, 600mA O/P: 5Vdc,3000mA; 9Vdc,2000mA; 12Vdc,1500mA		
AC Adapter 1(IN)	Brand Name	Motorola (Salom)	Model Name	SC-54
	Power Rating	I/P: 100-240 Vac, 600mA O/P: 5Vdc,3000mA; 9Vdc,2000mA; 12Vdc,1500mA		
AC Adapter 1(AU)	Brand Name	Motorola (Salom)	Model Name	SC-55
	Power Rating	I/P: 100-240 Vac, 600mA O/P: 5Vdc,3000mA; 9Vdc,2000mA; 12Vdc,1500mA		
AC Adapter 1(AR)	Brand Name	Motorola (Salom)	Model Name	SC-56
	Power Rating	I/P: 100-240 Vac, 600mA O/P: 5Vdc,3000mA; 9Vdc,2000mA; 12Vdc,1500mA		
AC Adapter 1(BR)	Brand Name	Motorola (Salom)	Model Name	SC-57
	Power Rating	I/P: 100-240 Vac, 600mA O/P: 5Vdc,3000mA; 9Vdc,2000mA; 12Vdc,1500mA		
AC Adapter 1(PRC)	Brand Name	Motorola (Salom)	Model Name	SC-58
	Power Rating	I/P: 100-240 Vac, 600mA O/P: 5Vdc,3000mA; 9Vdc,2000mA; 12Vdc,1500mA		
AC Adapter 1(Chile)	Brand Name	Motorola (Salom)	Model Name	SC-52
	Power Rating	I/P: 100-240 Vac, 600mA O/P: 5Vdc,3000mA; 9Vdc,2000mA; 12Vdc,1500mA		
AC Adapter 2(US)	Brand Name	Motorola (Chenyang)	Model Name	SC-51
	Power Rating	I/P: 100-240 Vac, 600mA O/P: 5Vdc,3000mA; 9Vdc,2000mA; 12Vdc,1500mA		
AC Adapter 2(EU)	Brand Name	Motorola (Chenyang)	Model Name	SC-52
	Power Rating	I/P: 100-240 Vac, 600mA O/P: 5Vdc,3000mA; 9Vdc,2000mA; 12Vdc,1500mA		
AC Adapter 2(UK)	Brand Name	Motorola (Chenyang)	Model Name	SC-53
	Power Rating	I/P: 100-240 Vac, 600mA O/P: 5Vdc,3000mA; 9Vdc,2000mA; 12Vdc,1500mA		
AC Adapter 2(AU)	Brand Name	Motorola (Chenyang)	Model Name	SC-55
	Power Rating	I/P: 100-240 Vac, 600mA O/P: 5Vdc,3000mA; 9Vdc,2000mA; 12Vdc,1500mA		
AC Adapter 2(AR)	Brand Name	Motorola (Chenyang)	Model Name	SC-56
	Power Rating	I/P: 100-240 Vac, 600mA O/P: 5Vdc,3000mA; 9Vdc,2000mA; 12Vdc,1500mA		

AC Adapter 2(PRC)	**Brand Name**	Motorola (Chenyang)	**Model Name**	SC-58
	Power Rating	I/P: 100-240 Vac, 600mA O/P: 5Vdc,3000mA; 9Vdc,2000mA; 12Vdc,1500mA		
AC Adapter 3(BR)	**Brand Name**	Motorola (Salom/Flex)	**Model Name**	SC-57
	Power Rating	I/P: 100-240 Vac, 600mA O/P: 5Vdc,3000mA; 9Vdc,2000mA; 12Vdc,1500mA		
AC Adapter 4(BR)	**Brand Name**	Motorola (Tenpao/Cliptech)	**Model Name**	SC-57
	Power Rating	I/P: 100-240 Vac, 600mA O/P: 5Vdc,3000mA; 9Vdc,2000mA; 12Vdc,1500mA		
Battery	**Brand Name**	Motorola (ATL)	**Model Name**	KR40
	Power Rating	3.8Vdc,3500mAh	**Type**	Li-ion, Polymer
Earphone 1	**Brand Name**	Motorola (Lyand)	**Model Name**	SH38C37773
	Signal Line	1.1 meter, non-shielded cable, without ferrite core		
Earphone 2	**Brand Name**	Motorola (jiahe)	**Model Name**	SH38C44959
	Signal Line	1.1 meter, non-shielded cable, without ferrite core		
USB Cable 1	**Brand Name**	Motorola (LiQi)	**Model Name**	L32B-053000100/L32B-053000100L
	Signal Line	1.0 meter, shielded cable, without ferrite core		
USB Cable 2	**Brand Name**	Motorola (Saibao)	**Model Name**	S32B-053000100/S32B-053000100L
	Signal Line	1.0 meter, shielded cable, without ferrite core		
USB Cable 3	**Brand Name**	Motorola (I SHENG)	**Model Name**	SC18C28955
	Signal Line	1.0 meter, shielded cable, without ferrite core		

1.7 Maximum ERP/EIRP Power, Frequency Tolerance, and Emission Designator

LTE Band 2		QPSK			16QAM		
BW (MHz)	Frequency Range (MHz)	Emission Designator (99%OBW)	Frequency Tolerance (ppm)	Maximum EIRP(W)	Emission Designator (99%OBW)	Frequency Tolerance (ppm)	Maximum EIRP(W)
1.4	1850.7 ~ 1909.3	1M10G7D	-	0.2094	1M10W7D	-	0.1667
3	1851.5 ~ 1908.5	2M75G7D	-	0.2094	2M77W7D	-	0.1611
5	1852.5 ~ 1907.5	4M51G7D	-	0.2084	4M53W7D	-	0.1611
10	1855.0 ~ 1905.0	9M03G7D	0.0031	0.2094	9M03W7D	-	0.1637
15	1857.5 ~ 1902.5	13M5G7D	-	0.2032	13M5W7D	-	0.1622
20	1860.0 ~ 1900.0	18M4G7D	-	0.2099	18M4W7D	-	0.1528

LTE Band 2		64QAM		
BW (MHz)	Frequency Range (MHz)	Emission Designator (99%OBW)	Frequency Tolerance (ppm)	Maximum EIRP(W)
1.4	1850.7 ~ 1909.3	1M10W7D	-	0.1300
3	1851.5 ~ 1908.5	2M75W7D	-	0.1194
5	1852.5 ~ 1907.5	4M51W7D	-	0.1262
10	1855.0 ~ 1905.0	9M07W7D	-	0.1183
15	1857.5 ~ 1902.5	13M5W7D	-	0.1211
20	1860.0 ~ 1900.0	18M4W7D	-	0.1205

LTE Band 4		QPSK			16QAM		
BW (MHz)	Frequency Range (MHz)	Emission Designator (99%OBW)	Frequency Tolerance (ppm)	Maximum EIRP(W)	Emission Designator (99%OBW)	Frequency Tolerance (ppm)	Maximum EIRP(W)
1.4	1710.7 ~ 1754.3	-	-	0.1811	-	-	0.1483
3	1711.5 ~ 1753.5	-	-	0.1803	-	-	0.1400
5	1712.5 ~ 1752.5	-	-	0.1762	-	-	0.1510
10	1715.0 ~ 1750.0	-	-	0.1854	-	-	0.1503
15	1717.5 ~ 1747.5	-	-	0.1875	-	-	0.1396
20	1720.0 ~ 1745.0	-	-	0.1892	-	-	0.1503

LTE Band 4		64QAM		
BW (MHz)	Frequency Range (MHz)	Emission Designator (99%OBW)	Frequency Tolerance (ppm)	Maximum EIRP(W)
1.4	1710.7 ~ 1754.3	-	-	0.1183
3	1711.5 ~ 1753.5	-	-	0.1122
5	1712.5 ~ 1752.5	-	-	0.1135
10	1715.0 ~ 1750.0	-	-	0.1127
15	1717.5 ~ 1747.5	-	-	0.1189
20	1720.0 ~ 1745.0	-	-	0.1112

LTE Band 5		QPSK			16QAM		
BW (MHz)	Frequency Range (MHz)	Emission Designator (99%OBW)	Frequency Tolerance (ppm)	Maximum ERP(W)	Emission Designator (99%OBW)	Frequency Tolerance (ppm)	Maximum ERP(W)
1.4	824.7 ~ 848.3	1M09G7D	-	0.0935	1M10W7D	-	0.0753
3	825.5 ~ 847.5	2M77G7D	-	0.0916	2M73W7D	-	0.0753
5	826.5 ~ 846.5	4M53G7D	-	0.0920	4M52W7D	-	0.0729
10	829.0 ~ 844.0	9M07G7D	0.0058	0.0953	9M03W7D	-	0.0755

LTE Band 5		64QAM		
BW (MHz)	Frequency Range (MHz)	Emission Designator (99%OBW)	Frequency Tolerance (ppm)	Maximum ERP(W)
1.4	824.7 ~ 848.3	1M10W7D	-	0.0606
3	825.5 ~ 847.5	2M75W7D	-	0.0680
5	826.5 ~ 846.5	4M53W7D	-	0.0659
10	829.0 ~ 844.0	9M09W7D	-	0.0682

LTE Band 7		QPSK			16QAM		
BW (MHz)	Frequency Range (MHz)	Emission Designator (99%OBW)	Frequency Tolerance (ppm)	Maximum EIRP(W)	Emission Designator (99%OBW)	Frequency Tolerance (ppm)	Maximum EIRP(W)
5	2502.5 ~ 2567.5	4M53G7D	-	0.1503	4M51W7D	-	0.1265
10	2505.0 ~ 2565.0	9M07G7D	0.0031	0.1514	9M07W7D	-	0.1130
15	2507.5 ~ 2562.5	13M5G7D	-	0.1637	13M5W7D	-	0.1268
20	2510.0 ~ 2560.0	18M5G7D	-	0.1641	18M5W7D	-	0.1271

LTE Band 7		64QAM		
BW (MHz)	Frequency Range (MHz)	Emission Designator (99%OBW)	Frequency Tolerance (ppm)	Maximum EIRP(W)
5	2502.5 ~ 2567.5	4M50W7D	-	0.1104
10	2505.0 ~ 2565.0	9M03W7D	-	0.0968
15	2507.5 ~ 2562.5	13M5W7D	-	0.1135
20	2510.0 ~ 2560.0	18M5W7D	-	0.1125

LTE Band 12		QPSK			16QAM		
BW (MHz)	Frequency Range (MHz)	Emission Designator (99%OBW)	Frequency Tolerance (ppm)	Maximum ERP(W)	Emission Designator (99%OBW)	Frequency Tolerance (ppm)	Maximum ERP(W)
1.4	699.7 ~ 715.3	1M10G7D	-	0.0773	1M10W7D	-	0.0659
3	700.5 ~ 714.5	2M76G7D	-	0.0800	2M75W7D	-	0.0670
5	701.5 ~ 713.5	4M56G7D	-	0.0800	4M51W7D	-	0.0671
10	704.0 ~ 711.0	9M03G7D	0.0106	0.0883	9M07W7D	-	0.0679

LTE Band 12		64QAM		
BW (MHz)	Frequency Range (MHz)	Emission Designator (99%OBW)	Frequency Tolerance (ppm)	Maximum ERP(W)
1.4	699.7 ~ 715.3	1M10W7D	-	0.0488
3	700.5 ~ 714.5	2M73W7D	-	0.0495
5	701.5 ~ 713.5	4M52W7D	-	0.0497
10	704.0 ~ 711.0	9M07W7D	-	0.0516

LTE Band 17		QPSK			16QAM		
BW (MHz)	Frequency Range (MHz)	Emission Designator (99%OBW)	Frequency Tolerance (ppm)	Maximum ERP(W)	Emission Designator (99%OBW)	Frequency Tolerance (ppm)	Maximum ERP(W)
5	706.5 ~ 713.5	-	-	0.0839	-	-	0.0637
10	709.0 ~ 711.0	-	-	0.0869	-	-	0.0659

LTE Band 17		64QAM		
BW (MHz)	Frequency Range (MHz)	Emission Designator (99%OBW)	Frequency Tolerance (ppm)	Maximum ERP(W)
5	706.5 ~ 713.5	-	-	0.0495
10	709.0 ~ 711.0	-	-	0.0513

LTE Band 66		QPSK			16QAM		
BW (MHz)	Frequency Range (MHz)	Emission Designator (99%OBW)	Frequency Tolerance (ppm)	Maximum EIRP(W)	Emission Designator (99%OBW)	Frequency Tolerance (ppm)	Maximum EIRP(W)
1.4	1710.7 ~ 1779.3	1M10G7D	-	0.2350	1M09W7D	-	0.1845
3	1711.5 ~ 1778.5	2M74G7D	-	0.2218	2M75W7D	-	0.1782
5	1712.5 ~ 1777.5	4M54G7D	-	0.2360	4M52W7D	-	0.1854
10	1715.0 ~ 1775.0	9M11G7D	0.0035	0.2377	9M07W7D	-	0.1791
15	1717.5 ~ 1772.5	13M5G7D	-	0.2415	13M5W7D	-	0.1675
20	1720.0 ~ 1770.0	18M4G7D	-	0.2460	18M5W7D	-	0.2061

LTE Band 66		64QAM		
BW (MHz)	Frequency Range (MHz)	Emission Designator (99%OBW)	Frequency Tolerance (ppm)	Maximum EIRP(W)
1.4	1710.7 ~ 1779.3	1M10W7D	-	0.1538
3	1711.5 ~ 1778.5	2M76W7D	-	0.1361
5	1712.5 ~ 1777.5	4M53W7D	-	0.1435
10	1715.0 ~ 1775.0	9M05W7D	-	0.1303
15	1717.5 ~ 1772.5	13M5W7D	-	0.1472
20	1720.0 ~ 1770.0	18M6W7D	-	0.1489

Note:

1. LTE Band 66 overlaps the entire frequency range of LTE Band 4. Therefore, the test results provided in this report covers Band 66 as well as Band 4.
2. LTE Band 12 overlaps the entire frequency range of LTE Band 17. Therefore, the test results provided in this report covers Band 12 as well as Band 17.

1.8 Testing Location

Sporton Lab is accredited to ISO 17025 by National Voluntary Laboratory Accreditation Program (NVLAP code: 600155-0).

Test Site	Sporton International (Kunshan) Inc.		
Test Site Location	No. 1098, Pengxi North Road, Kunshan Economic Development Zone, Jiangsu Province 215335, China TEL : 86-512-57900158 FAX : 86-512-57900958		
Test Site No.	**Sporton Site No.**	**FCC designation No.**	**FCC Test Firm Registration No.**
	TH01-KS 03CH06-KS	CN5013	630927

1.9 Applicable Standards

According to the specifications of the manufacturer, the EUT must comply with the requirements of the following standards:

- 47 CFR Part 2, 22(H), 24(E), 27(L), 27(M)
- ANSI C63.26-2015
- FCC KDB 971168 D01 Power Meas License Digital Systems v03r01
- FCC KDB 412172 D01 Determining ERP and EIRP v01r01

Remark:

1. All test items were verified and recorded according to the standards and without any deviation during the test.
2. This EUT has also been tested and complied with the requirements of FCC Part 15, Subpart B, recorded in a separate test report.

2 Test Configuration of Equipment Under Test

2.1 Test Mode

Antenna port conducted and radiated test items listed below are performed according to KDB 971168 D01 Power Meas License Digital Systems v03r01 with maximum output power.

Radiated measurements are performed by rotating the EUT in three different orthogonal test planes to find the maximum emission.

Test Items	Band	Bandwidth (MHz)						Modulation			RB #			Test Channel		
		1.4	3	5	10	15	20	QPSK	16QAM	64QAM	1	Half	Full	L	M	H
Max. Output Power	2	v	v	v	v	v	v	v	v	v	v	v	v	v	v	v
	4	v	v	v	v	v	v	v	v	v	v	v	v	v	v	v
	5	v	v	v	v	-	-	v	v	v	v	v	v	v	v	v
	7	-	-	v	v	v	v	v	v	v	v	v	v	v	v	v
	12	v	v	v	v	-	-	v	v	v	v	v	v	v	v	v
	17	-	-	v	v	-	-	v	v	v	v	v	v	v	v	v
	66	v	v	v	v	v	v	v	v	v	v	v	v	v	v	v
Peak-to-Average Ratio	2						v	v	v	v	v		v	v	v	v
	5				v	-	-	v	v	v	v		v	v	v	v
	7	-	-				v	v	v	v	v		v	v	v	v
	12				v	-	-	v	v	v	v		v	v	v	v
	66						v	v	v	v	v		v	v	v	v

Test Items	Band	Bandwidth (MHz)						Modulation			RB #			Test Channel		
		1.4	3	5	10	15	20	QPSK	16QAM	64QAM	1	Half	Full	L	M	H
26dB and 99% Bandwidth	2	v	v	v	v	v	v	v	v	v			v	v	v	v
	5	v	v	v	v	-	-	v	v	v			v	v	v	v
	7	-	-	v	v	v	v	v	v	v			v	v	v	v
	12	v	v	v	v	-	-	v	v	v			v	v	v	v
	66	v	v	v	v	v	v	v	v	v			v	v	v	v
Conducted Band Edge	2	v	v	v	v	v	v	v	v	v	v		v	v		v
	5	v	v	v	v	-	-	v	v	v	v		v	v		v
	7	-	-	v	v	v	v	v	v	v	v		v	v		v
	12	v	v	v	v	-	-	v	v	v	v		v	v		v
	66	v	v	v	v	v	v	v	v	v	v		v	v		v
Conducted Spurious Emission	2	v	v	v	v	v	v	v	v	v	v			v	v	v
	5	v	v	v	v	-	-	v	v	v	v			v	v	v
	7	-	-	v	v	v	v	v	v	v	v			v	v	v
	12	v	v	v	v	-	-	v	v	v	v			v	v	v
	66	v	v	v	v	v	v	v	v	v	v			v	v	v
Frequency Stability	2				v			v					v		v	
	5				v	-	-	v					v		v	
	7	-	-		v			v					v		v	
	12				v	-	-	v					v		v	
	66				v			v					v		v	

Test Items	Band	Bandwidth (MHz)						Modulation			RB #			Test Channel		
		1.4	3	5	10	15	20	QPSK	16QAM	64QAM	1	Half	Full	L	M	H
E.R.P / E.I.R.P	2	v	v	v	v	v	v	v	v	v	v			v	v	v
	4	v	v	v	v	v	v	v	v	v	v			v	v	v
	5	v	v	v	v	-	-	v	v	v	v			v	v	v
	7	-	-	v	v	v	v	v	v	v	v			v	v	v
	12	v	v	v	v	-	-	v	v	v	v			v	v	v
	17	-	-	v	v	-	-	v	v	v	v			v	v	v
	66	v	v	v	v	v	v	v	v	v	v			v	v	v
Radiated Spurious Emission	2	Worst Case													v	
	5	Worst Case													v	
	7	Worst Case													v	
	12	Worst Case													v	
	66	Worst Case													v	
Note	1. The mark "**v**" means that this configuration is chosen for testing 2. The mark "-" means that this bandwidth is not supported. 3. The device is investigated from 30MHz to 10 times of fundamental signal for radiated spurious emission test under different RB size/offset and modulations in exploratory test. Subsequently, only the worst case emissions are reported. 4. LTE Band 66 overlaps the entire frequency range of LTE Band 4. Therefore, the test results provided in this report covers Band 66 as well as Band 4. 5. LTE Band 12 overlaps the entire frequency range of LTE Band 17. Therefore, the test results provided in this report covers Band 12 as well as Band 17.															

2.2 Connection Diagram of Test System

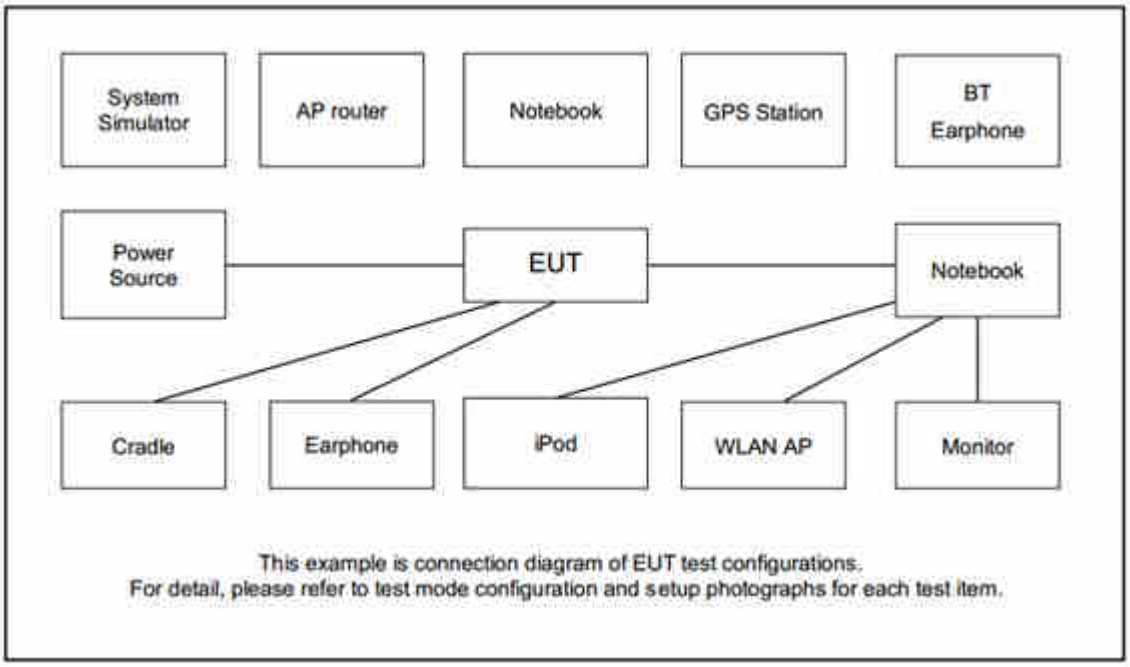

2.3 Support Unit used in test configuration and system

Item	Equipment	Trade Name	Model No.	FCC ID	Data Cable	Power Cord
1.	LTE Base Station	Anritsu	MT8820C	N/A	N/A	Unshielded, 1.8 m
2.	DC Power Supply	GW	GPS-3030D	N/A	N/A	Unshielded, 1.8 m

2.4 Measurement Results Explanation Example

For all conducted test items:

The offset level is set in the spectrum analyzer to compensate the RF cable loss between EUT conducted output port and spectrum analyzer. With the offset compensation, the spectrum analyzer reading level is exactly the EUT RF output level.

The spectrum analyzer offset is derived from RF cable loss.

Offset = RF cable loss.

Following shows an offset computation example with cable loss 5.0 dB.

Example :

Offset(dB) = RF cable loss(dB).

= 5.0 (dB)

2.5 Frequency List of Low/Middle/High Channels

LTE Band 2 Channel and Frequency List				
BW [MHz]	Channel/Frequency(MHz)	Lowest	Middle	Highest
20	Channel	18700	18900	19100
	Frequency	1860	1880	1900
15	Channel	18675	18900	19125
	Frequency	1857.5	1880	1902.5
10	Channel	18650	18900	19150
	Frequency	1855	1880	1905
5	Channel	18625	18900	19175
	Frequency	1852.5	1880	1907.5
3	Channel	18615	18900	19185
	Frequency	1851.5	1880	1908.5
1.4	Channel	18607	18900	19193
	Frequency	1850.7	1880	1909.3

LTE Band 4 Channel and Frequency List				
BW [MHz]	Channel/Frequency(MHz)	Lowest	Middle	Highest
20	Channel	20050	20175	20300
	Frequency	1720	1732.5	1745
15	Channel	20025	20175	20325
	Frequency	1717.5	1732.5	1747.5
10	Channel	20000	20175	20350
	Frequency	1715	1732.5	1750
5	Channel	19975	20175	20375
	Frequency	1712.5	1732.5	1752.5
3	Channel	19965	20175	20385
	Frequency	1711.5	1732.5	1753.5
1.4	Channel	19957	20175	20393
	Frequency	1710.7	1732.5	1754.3

LTE Band 5 Channel and Frequency List				
BW [MHz]	Channel/Frequency(MHz)	Lowest	Middle	Highest
10	Channel	20450	20525	20600
	Frequency	829	836.5	844
5	Channel	20425	20525	20625
	Frequency	826.5	836.5	846.5
3	Channel	20415	20525	20635
	Frequency	825.5	836.5	847.5
1.4	Channel	20407	20525	20643
	Frequency	824.7	836.5	848.3

LTE Band 7 Channel and Frequency List				
BW [MHz]	Channel/Frequency(MHz)	Lowest	Middle	Highest
20	Channel	20850	21100	21350
	Frequency	2510	2535	2560
15	Channel	20825	21100	21375
	Frequency	2507.5	2535	2562.5
10	Channel	20800	21100	21400
	Frequency	2505	2535	2565
5	Channel	20775	21100	21425
	Frequency	2502.5	2535	2567.5

LTE Band 12 Channel and Frequency List				
BW [MHz]	Channel/Frequency(MHz)	Lowest	Middle	Highest
10	Channel	23060	23095	23130
	Frequency	704	707.5	711
5	Channel	23035	23095	23155
	Frequency	701.5	707.5	713.5
3	Channel	23025	23095	23165
	Frequency	700.5	707.5	714.5
1.4	Channel	23017	23095	23173
	Frequency	699.7	707.5	715.3

LTE Band 17 Channel and Frequency List				
BW [MHz]	Channel/Frequency(MHz)	Lowest	Middle	Highest
10	Channel	23780	23790	23800
	Frequency	709	710	711
5	Channel	23755	23790	23825
	Frequency	706.5	710	713.5

LTE Band 66 Channel and Frequency List				
BW [MHz]	Channel/Frequency(MHz)	Lowest	Middle	Highest
20	Channel	132072	132322	132572
	Frequency	1720	1745	1770
15	Channel	132047	132322	132597
	Frequency	1717.5	1745	1772.5
10	Channel	132022	132322	132622
	Frequency	1715	1745	1775
5	Channel	131997	132322	132647
	Frequency	1712.5	1745	1777.5
3	Channel	131987	132322	132657
	Frequency	1711.5	1745	1778.5
1.4	Channel	131979	132322	132665
	Frequency	1710.7	1745	1779.3

3 Conducted Test Items

3.1 Measuring Instruments

See list of measuring instruments of this test report.

3.2 Test Setup

3.2.1 Conducted Output Power

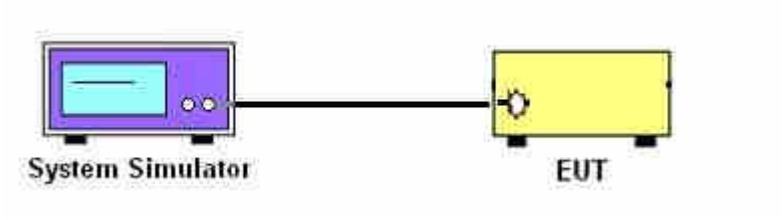

3.2.2 Peak-to-Average Ratio, Occupied Bandwidth ,Conducted Band-Edge and Conducted Spurious Emission

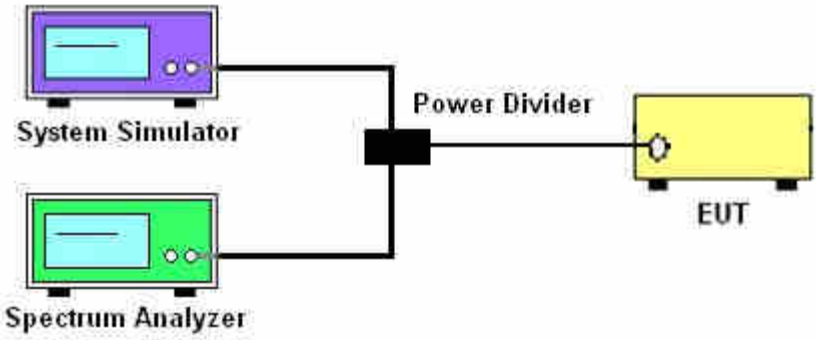

3.2.3 Frequency Stability

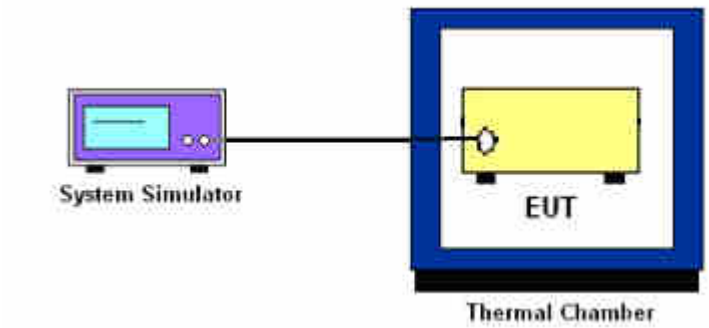

3.3 Test Result of Conducted Test

Please refer to Appendix A.

3.4 Conducted Output Power and ERP/EIRP

3.4.1 Description of the Conducted Output Power Measurement and ERP/EIRP Measurement

A system simulator was used to establish communication with the EUT. Its parameters were set to force the EUT transmitting at maximum output power. The measured power in the radio frequency on the transmitter output terminals shall be reported.

The ERP of mobile transmitters must not exceed 7 Watts for LTE Band 5.

The ERP of mobile transmitters must not exceed 3 Watts for LTE Band 12 and Band 17.

The EIRP of mobile transmitters must not exceed 2 Watts for LTE Band 2 and Band 7.

The EIRP of mobile transmitters must not exceed 1 Watts for LTE Band 4 and Band 66.

According to KDB 412172 D01 Power Approach,

EIRP = $P_T + G_T - L_C$, ERP = EIRP -2.15, where

P_T = transmitter output power in dBm

G_T = gain of the transmitting antenna in dBi

L_C = signal attenuation in the connecting cable between the transmitter and antenna in dB

3.4.2 Test Procedures

1. The testing follows ANSI C63.26 Section 5.2
2. The transmitter output port was connected to the system simulator.
3. Set EUT at maximum power through the system simulator.
4. Select lowest, middle, and highest channels for each band and different modulation.
5. Measure and record the power level from the system simulator.

3.5 Peak-to-Average Ratio

3.5.1 Description of the PAR Measurement

Power Complementary Cumulative Distribution Function (CCDF) curves provide a means for characterizing the power peaks of a digitally modulated signal on a statistical basis. A CCDF curve depicts the probability of the peak signal amplitude exceeding the average power level. Most contemporary measurement instrumentation include the capability to produce CCDF curves for an input signal provided that the instrument's resolution bandwidth can be set wide enough to accommodate the entire input signal bandwidth. In measuring transmissions in this band using an average power technique, the peak-to-average ratio (PAR) of the transmission may not exceed 13 dB.

3.5.2 Test Procedures

1. The testing follows ANSI C63.26 Section 5.2.3.4 (CCDF).
2. The EUT was connected to spectrum and system simulator via a power divider.
3. Set the CCDF (Complementary Cumulative Distribution Function) option in spectrum analyzer.
4. The highest RF powers were measured and recorded the maximum PAPR level associated with a probability of 0.1 %.
5. Record the deviation as Peak to Average Ratio.

3.6 Occupied Bandwidth

3.6.1 Description of Occupied Bandwidth Measurement

The occupied bandwidth is the width of a frequency band such that, below the lower and above the upper frequency limits, the mean powers emitted are each equal to a specified percentage 0.5% of the total mean transmitted power.

The 26 dB emission bandwidth is defined as the frequency range between two points, one above and one below the carrier frequency, at which the spectral density of the emission is attenuated 26 dB below the maximum in-band spectral density of the modulated signal. Spectral density (power per unit bandwidth) is to be measured with a detector of resolution bandwidth equal to approximately 1.0% of the emission bandwidth.

3.6.2 Test Procedures

1. The testing follows ANSI C63.26 Section 5.4
2. The EUT was connected to spectrum analyzer and system simulator via a power divider.
3. The spectrum analyzer center frequency is set to the nominal EUT channel center frequency. The span range for the spectrum analyzer shall be between two and five times the anticipated OBW.
4. The nominal resolution bandwidth (RBW) shall be in the range of 1 to 5 % of the anticipated OBW, and the VBW shall be at least 3 times the RBW.
5. Set the detection mode to peak, and the trace mode to max hold.
6. Determine the reference value: Set the EUT to transmit a modulated signal. Allow the trace to stabilize. Set the spectrum analyzer marker to the highest level of the displayed trace.
   (this is the reference value)
7. Determine the "-26 dB down amplitude" as equal to (Reference Value – X).
8. Place two markers, one at the lowest and the other at the highest frequency of the envelope of the spectral display such that each marker is at or slightly below the "–X dB down amplitude" determined in step 6. If a marker is below this "-X dB down amplitude" value it shall be placed as close as possible to this value. The OBW is the positive frequency difference between the two markers.
9. Use the 99 % power bandwidth function of the spectrum analyzer and report the measured bandwidth.

3.7 Conducted Band Edge

3.7.1 Description of Conducted Band Edge Measurement

22.917(a)

For operations in the 824 – 849 MHz band, the FCC limit is 43 + $10\log_{10}$(P[Watts]) dB below the transmitter power P(Watts) in a 100kHz bandwidth. However, in the 1MHz bands immediately outside and adjacent to the licensee's frequency block, a resolution bandwidth of at least one percent of the emission bandwidth of the fundamental emission of the transmitter may be employed.

24.238 (a)

For operations in the 1850-1910 and 1930-1990 MHz band, the FCC limit is 43 + $10\log_{10}$(P[Watts]) dB below the transmitter power P(Watts) in a 1MHz bandwidth. However, in the 1 MHz bands immediately outside and adjacent to the frequency block a resolution bandwidth of at least one percent of the emission bandwidth of the fundamental emission of the transmitter may be employed.

27.53 (g)

For operations in the 600MHz band and 698 -746 MHz band, the FCC limit is 43 + 10log10(P[Watts]) dB below the transmitter power P(Watts) in a 100 kHz bandwidth. However, in the 100 kilohertz bands immediately outside and adjacent to a licensee's frequency block, a resolution bandwidth of at least 30 kHz may be employed.

27.53 (h)

For operations in the 1710 – 1755 MHz band, the FCC limit is 43 + $10\log_{10}$(P[Watts]) dB below the transmitter power P(Watts) in a 1 MHz bandwidth. However, in the 1MHz bands immediately outside and adjacent to the licensee's frequency block, a resolution bandwidth of at least one percent of the emission bandwidth of the fundamental emission of the transmitter may be employed.

27.53(m)(4)

For mobile digital stations, the attenuation factor shall be not less than 40 + 10 log (P) dB on all frequencies between the channel edge and 5 megahertz from the channel edge, 43 + 10 log (P) dB on all frequencies between 5 megahertz and X megahertz from the channel edge, and 55 + 10 log (P) dB on all frequencies more than X megahertz from the channel edge, where X is the greater of 6 megahertz or the actual emission bandwidth as defined in paragraph (m)(6) of this section. In addition, the attenuation factor shall not be less that 43 + 10 log (P) dB on all frequencies between 2490.5 MHz and 2496 MHz and 55 + 10 log (P) dB at or below 2490.5 MHz. Mobile Satellite Service licensees operating on frequencies below 2495 MHz may also submit a documented interference complaint against BRS licensees operating on channel BRS Channel 1 on the same terms and conditions as adjacent channel BRS or EBS licensees.

3.7.2 Test Procedures

1. The testing follows ANSI C63.26 section 5.7
2. The EUT was connected to spectrum analyzer and system simulator via a power divider.
3. The band edges of low and high channels for the highest RF powers were measured.
4. Set RBW >= 1% EBW in the 1MHz band immediately outside and adjacent to the band edge.
5. Beyond the 1 MHz band from the band edge, RBW=1MHz was used.
6. Set spectrum analyzer with RMS detector.
7. The RF fundamental frequency should be excluded against the limit line in the operating frequency band.
8. Checked that all the results comply with the emission limit line.

   Example:

   The limit line is derived from 43 + 10log(P)dB below the transmitter power P(Watts)

   = P(W)- [43 + 10log(P)] (dB)

   = [30 + 10log(P)] (dBm) - [43 + 10log(P)] (dB) = -13dBm.
9. For LTE Band 7, the other 40 dB, and 55 dB have additionally applied same calculation above.

3.8 Conducted Spurious Emission

3.8.1 Description of Conducted Spurious Emission Measurement

The power of any emission outside of the authorized operating frequency ranges must be lower than the transmitter power (P) by a factor of at least 43 + 10 log (P) dB.

For Band 7:

The power of any emission outside of the authorized operating frequency ranges must be lower than the transmitter power (P) by a factor of at least 55 + 10 log (P) dB.

It is measured by means of a calibrated spectrum analyzer and scanned from 30 MHz up to a frequency including its 10th harmonic.

3.8.2 Test Procedures

1. The testing follows ANSI C63.26 section 5.7
2. The EUT was connected to spectrum analyzer and system simulator via a power divider.
3. The RF output of EUT was connected to the spectrum analyzer by RF cable and attenuator. The path loss was compensated to the results for each measurement.
4. The middle channel for the highest RF power within the transmitting frequency was measured.
5. The conducted spurious emission for the whole frequency range was taken.
6. Make the measurement with the spectrum analyzer's RBW = 1MHz, VBW = 3MHz.
7. Set spectrum analyzer with RMS detector.
8. Taking the record of maximum spurious emission.
9. The RF fundamental frequency should be excluded against the limit line in the operating frequency band.
10. The limit line is derived from 43 + 10log(P)dB below the transmitter power P(Watts)
    = P(W)- [43 + 10log(P)] (dB)
    = [30 + 10log(P)] (dBm) - [43 + 10log(P)] (dB)
    = -13dBm.
11. For Band 7
    The limit line is derived from 55 + 10log(P)dB below the transmitter power P(Watts)
    = P(W)- [55+ 10log(P)] (dB)
    = [30+ 10log(P)] (dBm) - [55+ 10log(P)] (dB)
    = -25dBm.

3.9 Frequency Stability

3.9.1 Description of Frequency Stability Measurement

The frequency stability shall be measured by variation of ambient temperature and variation of primary supply voltage to ensure that the fundamental emission stays within the authorized frequency block. The frequency stability of the transmitter shall be maintained within ±0.00025% (±2.5ppm) of the center frequency.

3.9.2 Test Procedures for Temperature Variation

1. The testing follows ANSI C63.26 section 5.6.4
2. The EUT was set up in the thermal chamber and connected with the system simulator.
3. With power OFF, the temperature was decreased to -30°C and the EUT was stabilized before testing. Power was applied and the maximum change in frequency was recorded within one minute.
4. With power OFF, the temperature was raised in 10°C step up to 50°C. The EUT was stabilized at each step for at least half an hour. Power was applied and the maximum frequency change was recorded within one minute.

3.9.3 Test Procedures for Voltage Variation

1. The testing follows ANSI C63.26 section 5.6.5
2. The EUT was placed in a temperature chamber at 20±5°C and connected with the system simulator.
3. The power supply voltage to the EUT was varied from 85% to 115% of the nominal value for other than hand carried battery equipment.
4. For hand carried, battery powered equipment, reduce the primary ac or dc supply voltage to the battery operating end point, which shall be specified by the manufacturer.
5. The variation in frequency was measured for the worst case.

4 Radiated Test Items

4.1 Measuring Instruments

See list of measuring instruments of this test report.

4.2 Test Setup

4.2.1 For radiated test from 30MHz to 1GHz

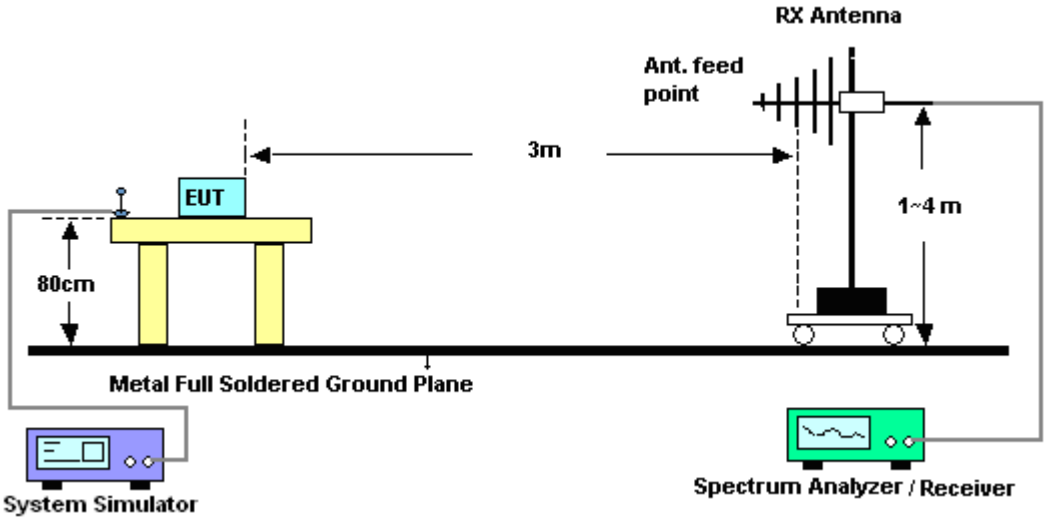

4.2.2 For radiated test above 1GHz

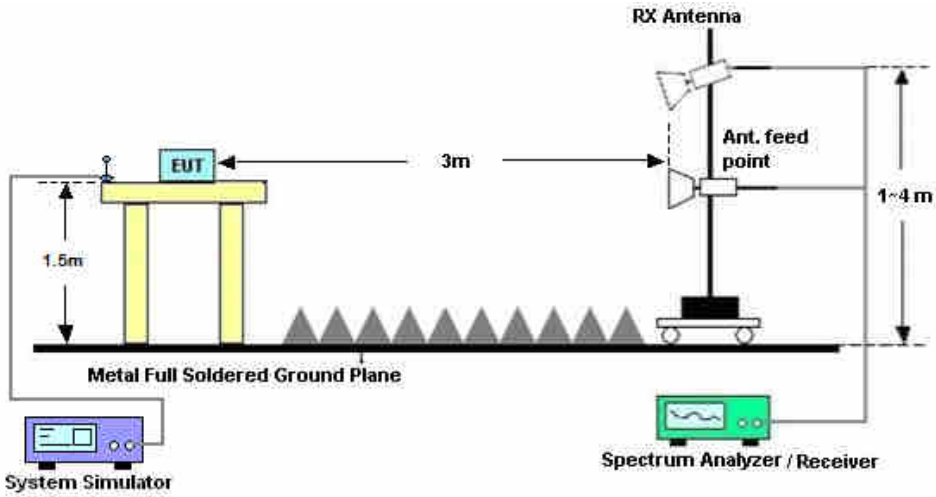

4.3 Test Result of Radiated Test

Please refer to Appendix B.

4.4 Radiated Spurious Emission

4.4.1 Description of Radiated Spurious Emission

The radiated spurious emission was measured by substitution method according to ANSI C63.26. The power of any emission outside of the authorized operating frequency ranges must be attenuated below the transmitter power (P) by a factor of at least 43 + 10 log (P) dB.

For Band 7

The power of any emission outside of the authorized operating frequency ranges must be attenuated below the transmitter power (P) by a factor of at least 55 + 10 log (P) dB.

The spectrum is scanned from 30 MHz up to a frequency including its 10th harmonic.

4.4.2 Test Procedures

1. The testing follows ANSI C63.26 Section 5.5
2. The EUT was placed on a turntable with 0.8 meter height for frequency below 1GHz and 1.5 meter height for frequency above 1GHz respectively above ground.
3. The EUT was set 3 meters from the receiving antenna mounted on the antenna tower.
4. The table was rotated 360 degrees to determine the position of the highest spurious emission.
5. The height of the receiving antenna is varied between 1m to 4m to search the maximum spurious emission for both horizontal and vertical polarizations.
6. During the measurement, the system simulator parameters were set to force the EUT transmitting at maximum output power.
7. Make the measurement with the spectrum analyzer's RBW = 1MHz, VBW = 3MHz, taking the record of maximum spurious emission.
8. A horn antenna was substituted in place of the EUT and was driven by a signal generator.
9. Tune the output power of signal generator to the same emission level with EUT maximum spurious emission.
10. EIRP (dBm) = S.G. Power – Tx Cable Loss + Tx Antenna Gain
11. ERP (dBm) = EIRP - 2.15
12. The RF fundamental frequency should be excluded against the limit line in the operating frequency band.
    The limit line is derived from 43 + 10log(P)dB below the transmitter power P(Watts)
    = P(W)- [43 + 10log(P)] (dB)
    = [30 + 10log(P)] (dBm) - [43 + 10log(P)] (dB)
    = -13dBm.
13. For Band 7:
    The limit line is derived from 55 + 10log(P)dB below the transmitter power P(Watts)

5 List of Measuring Equipment

Instrument	Manufacturer	Model No.	Serial No.	Characteristics	Calibration Date	Test Date	Due Date	Remark
Spectrum Analyzer	R&S	FSP40	100319	9kHz~40GHz	Oct. 11, 2018	Jan. 31, 2019~ Feb. 07, 2019	Oct. 10, 2019	Conducted (TH01-KS)
Temperature & humidity chamber	Hongzhan	LP-150U	H2014011440	-40~+150°C 20%~95%RH	Jun. 27, 2018	Jan. 31, 2019~ Feb. 07, 2019	Jun. 26, 2019	Conducted (TH01-KS)
EXA Spectrum Analyzer	Keysight	N9010B	MY57471084	10Hz-44GHz	Oct. 09, 2018	Jan. 31, 2019	Oct. 08, 2019	Radiation (03CH06-KS)
Bilog Antenna	TeseQ	CBL6111D	44483	30MHz-1GHz	Apr. 19, 2018	Jan. 31, 2019	Apr. 18, 2019	Radiation (03CH06-KS)
Double Ridge Horn Antenna	ETS-Lindgren	3117	75957	1GHz~18GHz	Oct. 20, 2018	Jan. 31, 2019	Oct. 19, 2019	Radiation (03CH06-KS)
SHF-EHF Horn	Schwarzbeck	BBHA 9170	BBHA170249	15GHz~40GHz	Feb. 07, 2018	Jan. 31, 2019	Feb. 06, 2019	Radiation (03CH06-KS)
Amplifier	SONOMA	310N	187289	9KHz ~1GHZ	Aug. 06, 2018	Jan. 31, 2019	Aug. 05, 2019	Radiation (03CH06-KS)
Amplifier	MITEQ	TTA1840-35-HG	2014749	18~40GHz	Feb. 08, 2018	Jan. 31, 2019	Feb. 07, 2019	Radiation (03CH06-KS)
high gain Amplifier	MITEQ	AMF-7D-00101800-30-10P	2025788	1Ghz-18Ghz	Apr. 17, 2018	Jan. 31, 2019	Apr. 16, 2019	Radiation (03CH06-KS)
Amplifier	Keysight	83017A	MY53270203	500MHz~26.5GHz	Apr. 18, 2018	Jan. 31, 2019	Apr. 17, 2019	Radiation (03CH06-KS)
AC Power Source	Chroma	61601	F104090004	N/A	NCR	Jan. 31, 2019	NCR	Radiation (03CH06-KS)
Turn Table	ChamPro	EM 1000-T	060762-T	0~360 degree	NCR	Jan. 31, 2019	NCR	Radiation (03CH06-KS)
Antenna Mast	ChamPro	EM 1000-A	060762-A	1 m~4 m	NCR	Jan. 31, 2019	NCR	Radiation (03CH06-KS)

NCR: No Calibration Required

6 Uncertainty of Evaluation

The measurement uncertainties shown below were calculated in accordance with the requirements of ANSI 63.26-2015. All the measurement uncertainty value were shown with a coverage K=2 to indicate 95% level of confidence. The measurement data show herein meets or exceeds the CISPR measurement uncertainty values specified in CISPR 16-4-2 and can be compared directly to specified limit to determine compliance.

Uncertainty of Radiated Emission Measurement (30 MHz ~ 1000 MHz)

Measuring Uncertainty for a Level of Confidence of 95% (U = 2Uc(y))	**2.5dB**

Uncertainty of Radiated Emission Measurement (1 GHz ~ 18 GHz)

Measuring Uncertainty for a Level of Confidence of 95% (U = 2Uc(y))	**2.0dB**

Uncertainty of Radiated Emission Measurement (18 GHz ~ 40 GHz)

Measuring Uncertainty for a Level of Confidence of 95% (U = 2Uc(y))	**2.0dB**

Appendix A. Test Results of Conducted Test

Conducted Output Power(Average power)

LTE Band 2 Maximum Average Power [dBm]						
BW [MHz]	RB Size	RB Offset	Mod	Lowest	Middle	Highest
20	1	0	QPSK	23.45	23.26	23.20
20	1	49		23.22	23.18	23.14
20	1	99		23.13	23.17	23.08
20	50	0		22.39	22.26	22.18
20	50	24		22.19	22.18	22.15
20	50	50		22.26	22.12	22.09
20	100	0		22.22	22.21	22.12
20	1	0	16-QAM	22.04	22.07	21.73
20	1	49		21.77	21.79	21.50
20	1	99		21.99	21.83	21.78
20	50	0		21.38	21.24	21.01
20	50	24		21.35	21.20	21.06
20	50	50		21.18	21.18	21.05
20	100	0		21.26	21.20	21.07
20	1	0	64QAM	20.88	20.91	21.04
20	1	49		20.89	21.04	20.84
20	1	99		20.63	20.82	20.88
20	50	0		20.40	20.38	20.13
20	50	24		20.32	20.19	20.20
20	50	50		20.25	20.30	20.14
20	100	0		20.36	20.26	20.09
15	1	0	QPSK	23.31	23.30	23.17
15	1	37		23.23	23.18	23.07
15	1	74		23.16	23.22	23.12
15	36	0		22.30	22.29	22.20
15	36	20		22.21	22.27	22.06
15	36	39		22.22	22.15	22.18
15	75	0		22.23	22.31	22.08

15	1	0	16-QAM	22.30	22.29	22.24
15	1	37		22.33	22.06	21.84
15	1	74		21.99	22.27	21.88
15	36	0		21.35	21.21	21.17
15	36	20		21.18	21.18	21.05
15	36	39		21.16	21.12	21.01
15	75	0		21.31	21.28	21.13
15	1	0	64QAM	21.06	20.95	20.86
15	1	37		20.96	20.95	21.03
15	1	74		20.88	20.96	20.80
15	36	0		20.06	20.00	19.92
15	36	20		19.99	19.96	19.80
15	36	39		19.88	19.99	19.88
15	75	0		19.91	20.02	19.84

LTE Band 2 Maximum Average Power [dBm]						
BW [MHz]	RB Size	RB Offset	Mod	Lowest	Middle	Highest
10	1	0	QPSK	23.44	23.42	23.29
10	1	25		23.21	23.14	23.08
10	1	49		23.21	23.15	23.23
10	25	0		22.27	22.30	22.06
10	25	12		22.24	22.26	22.09
10	25	25		22.21	22.22	22.06
10	50	0		22.26	22.22	22.11
10	1	0	16-QAM	22.05	22.02	21.92
10	1	25		22.37	22.22	22.15
10	1	49		21.98	21.97	22.04
10	25	0		21.27	21.23	21.15
10	25	12		21.22	21.13	21.09
10	25	25		21.32	21.17	21.14
10	50	0		21.35	21.26	21.09
10	1	0	64QAM	20.96	20.62	20.7
10	1	25		20.66	20.6	20.55
10	1	49		20.70	20.59	20.51
10	25	0		19.77	19.67	19.67
10	25	12		19.87	19.72	19.56
10	25	25		19.72	19.73	19.66
10	50	0		19.89	19.84	19.71
5	1	0	QPSK	23.42	23.40	23.31
5	1	12		23.37	23.39	23.26
5	1	24		23.37	23.41	23.26
5	12	0		22.34	22.39	22.20
5	12	7		22.34	22.38	22.21
5	12	13		22.31	22.37	22.19
5	25	0		22.32	22.37	22.21
5	1	0	16-QAM	22.21	22.30	22.22
5	1	12		22.21	22.24	22.06
5	1	24		22.08	22.26	22.07
5	12	0		21.30	21.33	21.21
5	12	7		21.28	21.33	21.19

5	12	13		21.27	21.34	21.15
5	25	0		21.34	21.39	21.25
5	1	0	64QAM	20.95	20.94	20.87
5	1	12		20.88	20.87	20.87
5	1	24		20.81	21.24	20.86
5	12	0		20.14	20.15	20.00
5	12	7		20.11	20.14	19.99
5	12	13		20.10	19.94	19.98
5	25	0		20.13	20.09	20.05

LTE Band 2 Maximum Average Power [dBm]						
BW [MHz]	RB Size	RB Offset	Mod	Lowest	Middle	Highest
3	1	0	QPSK	23.43	23.37	23.31
3	1	8		23.40	23.43	23.26
3	1	14		23.40	23.44	23.25
3	8	0		22.34	22.40	22.25
3	8	4		22.31	22.38	22.22
3	8	7		22.33	22.38	22.25
3	15	0		22.30	22.36	22.22
3	1	0	16-QAM	22.17	22.22	22.11
3	1	8		22.19	22.24	21.94
3	1	14		22.26	22.30	21.98
3	8	0		21.37	21.37	21.27
3	8	4		21.34	21.37	21.24
3	8	7		21.30	21.36	21.25
3	15	0		21.29	21.35	21.22
3	1	0	64QAM	21.00	20.94	21.00
3	1	8		20.94	20.97	20.92
3	1	14		20.99	20.95	20.8
3	8	0		20.16	20.21	20.08
3	8	4		20.15	20.19	20.05
3	8	7		20.13	20.18	20.05
3	15	0		20.14	20.18	20.04
1.4	1	0	QPSK	23.43	23.43	23.25
1.4	1	3		23.30	23.39	23.32
1.4	1	5		23.43	23.38	23.26
1.4	3	0		23.33	23.30	23.24
1.4	3	1		23.42	23.43	23.23
1.4	3	3		23.44	23.44	23.21
1.4	6	0		22.34	22.32	22.25
1.4	1	0	16-QAM	22.17	22.15	22.13
1.4	1	3		22.30	22.35	22.25
1.4	1	5		22.27	22.14	22.45
1.4	3	0		22.26	22.36	22.14
1.4	3	1		22.37	22.36	22.44

1.4	3	3		22.32	22.40	22.39
1.4	6	0		21.34	21.31	21.23
1.4	1	0	64QAM	20.81	21.29	20.81
1.4	1	3		20.83	21.06	21.06
1.4	1	5		20.96	21.02	20.94
1.4	3	0		21.19	21.2	20.99
1.4	3	1		21.37	21.27	20.92
1.4	3	3		21.00	21.30	20.97
1.4	6	0		20.17	20.03	20.01

LTE Band 4 Maximum Average Power [dBm]						
BW [MHz]	RB Size	RB Offset	Mod	Lowest	Middle	Highest
20	1	0	QPSK	22.80	22.85	23.00
20	1	49		22.64	22.74	22.86
20	1	99		22.64	22.85	22.79
20	50	0		21.78	21.77	21.82
20	50	24		21.58	21.81	21.75
20	50	50		21.58	21.78	21.73
20	100	0		21.74	21.73	21.77
20	1	0	16-QAM	21.44	22.00	21.42
20	1	49		21.41	21.58	21.83
20	1	99		21.49	21.75	21.77
20	50	0		20.69	20.86	20.84
20	50	24		20.68	20.84	20.77
20	50	50		20.69	20.75	20.77
20	100	0		20.59	20.74	20.79
20	1	0	64QAM	20.59	20.25	20.46
20	1	49		20.41	20.69	20.47
20	1	99		20.26	20.47	20.43
20	50	0		19.68	19.85	19.85
20	50	24		19.66	19.73	19.75
20	50	50		19.74	19.76	19.83
20	100	0		19.74	19.73	19.67
15	1	0	QPSK	22.82	22.82	22.96
15	1	37		22.64	22.86	22.87
15	1	74		22.66	22.79	22.85
15	36	0		21.66	21.73	21.84
15	36	20		21.65	21.78	21.78
15	36	39		21.59	21.78	21.73
15	75	0		21.59	21.79	21.86
15	1	0	16-QAM	21.23	21.64	21.67
15	1	37		21.24	21.68	21.43
15	1	74		21.35	21.66	21.39
15	36	0		20.64	20.90	20.77
15	36	20		20.68	20.66	20.80

15	36	39		20.63	20.64	20.76
15	75	0		20.57	20.77	20.83
15	1	0	64QAM	20.40	20.49	20.90
15	1	37		20.65	20.80	20.72
15	1	74		20.58	20.87	20.98
15	36	0		19.79	19.83	19.65
15	36	20		19.64	19.76	19.66
15	36	39		19.69	19.78	19.73
15	75	0		19.72	19.76	19.80

LTE Band 4 Maximum Average Power [dBm]						
BW [MHz]	RB Size	RB Offset	Mod	Lowest	Middle	Highest
10	1	0	QPSK	22.71	22.82	22.90
10	1	25		22.63	22.82	22.91
10	1	49		22.53	22.74	22.86
10	25	0		21.64	21.84	21.90
10	25	12		21.57	21.73	21.90
10	25	25		21.59	21.70	21.91
10	50	0		21.62	21.78	21.87
10	1	0	16-QAM	21.45	21.77	21.89
10	1	25		21.65	22.00	21.81
10	1	49		21.60	21.60	21.82
10	25	0		20.56	20.73	20.91
10	25	12		20.50	20.71	20.96
10	25	25		20.49	20.66	20.83
10	50	0		20.58	20.83	20.89
10	1	0	64QAM	20.48	20.46	20.13
10	1	25		20.46	20.75	20.62
10	1	49		20.26	20.65	20.55
10	25	0		19.58	19.75	20.01
10	25	12		19.63	19.84	19.88
10	25	25		19.65	19.82	19.79
10	50	0		19.64	19.76	19.97
5	1	0	QPSK	22.51	22.50	22.66
5	1	12		22.56	22.34	22.69
5	1	24		22.50	22.60	22.62
5	12	0		21.53	21.43	21.63
5	12	7		21.55	21.60	21.62
5	12	13		21.58	21.40	21.63
5	25	0		21.58	21.55	21.70
5	1	0	16-QAM	21.45	21.50	21.45
5	1	12		22.02	22.00	21.89
5	1	24		21.79	21.61	21.59
5	12	0		20.55	20.44	20.63
5	12	7		20.57	20.62	20.60

5	12	13		20.52	20.50	20.56
5	25	0		20.63	20.64	20.65
5	1	0	64QAM	20.78	20.55	20.20
5	1	12		20.52	20.51	20.32
5	1	24		20.54	20.78	20.60
5	12	0		19.60	19.60	19.64
5	12	7		19.46	19.44	19.70
5	12	13		19.59	19.58	19.61
5	25	0		19.54	19.65	19.69

LTE Band 4 Maximum Average Power [dBm]						
BW [MHz]	RB Size	RB Offset	Mod	Lowest	Middle	Highest
3	1	0	QPSK	22.71	22.64	22.68
3	1	8		22.79	22.74	22.67
3	1	14		22.72	22.71	22.77
3	8	0		22.01	22.04	21.68
3	8	4		22.00	21.45	21.67
3	8	7		21.62	21.64	21.67
3	15	0		21.58	21.80	21.65
3	1	0	16-QAM	21.63	21.64	21.67
3	1	8		21.50	21.50	21.50
3	1	14		21.69	21.05	21.47
3	8	0		20.59	20.58	20.76
3	8	4		20.64	20.64	20.77
3	8	7		20.52	20.55	20.60
3	15	0		20.66	20.65	20.67
3	1	0	64QAM	20.47	20.55	20.59
3	1	8		20.73	20.55	20.58
3	1	14		20.52	20.51	20.50
3	8	0		19.67	19.65	19.66
3	8	4		19.68	19.69	19.67
3	8	7		19.63	19.60	20.04
3	15	0		19.61	19.50	19.64
1.4	1	0	QPSK	22.65	22.61	22.54
1.4	1	3		22.62	22.64	22.69
1.4	1	5		22.70	22.56	22.65
1.4	3	0		22.54	22.66	22.74
1.4	3	1		22.81	22.69	22.57
1.4	3	3		22.10	22.05	22.04
1.4	6	0		21.67	21.65	21.65
1.4	1	0	16-QAM	21.44	21.56	21.67
1.4	1	3		21.22	21.20	21.16
1.4	1	5		21.90	21.89	21.94
1.4	3	0		21.48	21.46	21.48
1.4	3	1		21.48	21.57	21.66

1.4	3	3		21.44	21.46	21.36
1.4	6	0		20.51	20.46	20.47
1.4	1	0	64QAM	20.31	20.37	20.39
1.4	1	3		20.77	20.86	20.94
1.4	1	5		20.49	20.74	20.84
1.4	3	0		20.63	20.96	20.77
1.4	3	1		20.67	20.64	20.64
1.4	3	3		20.53	20.35	20.35
1.4	6	0		19.81	19.89	19.99

LTE Band 5 Maximum Average Power [dBm]						
BW [MHz]	RB Size	RB Offset	Mod	Lowest	Middle	Highest
10	1	0	QPSK	23.30	23.35	23.39
10	1	25		23.25	23.40	23.34
10	1	49		23.28	23.33	23.43
10	25	0		22.19	22.22	22.26
10	25	12		22.22	22.20	22.16
10	25	25		22.16	22.16	22.14
10	50	0		22.23	22.24	22.25
10	1	0	16-QAM	22.42	22.03	21.94
10	1	25		21.93	21.89	21.92
10	1	49		22.35	22.15	21.82
10	25	0		21.26	21.27	21.19
10	25	12		21.15	21.23	21.19
10	25	25		21.23	21.07	21.18
10	50	0		21.15	21.19	21.33
10	1	0	64QAM	21.98	21.75	21.26
10	1	25		21.82	21.60	21.27
10	1	49		21.63	21.34	21.09
10	25	0		20.69	20.73	20.77
10	25	12		20.73	20.70	20.79
10	25	25		20.63	20.72	20.77
10	50	0		20.77	20.70	20.70
5	1	0	QPSK	23.21	23.27	23.27
5	1	12		23.21	23.20	23.28
5	1	24		23.25	23.19	23.17
5	12	0		22.14	22.15	22.14
5	12	7		22.15	22.14	22.18
5	12	13		22.16	22.16	22.16
5	25	0		22.42	22.13	22.14
5	1	0	16-QAM	22.27	21.88	21.79
5	1	12		21.78	21.74	21.77
5	1	24		22.20	22.00	21.67
5	12	0		21.11	21.12	21.04
5	12	7		21.00	21.08	21.04

5	12	13		21.54	21.13	21.03
5	25	0		21.00	21.13	21.18
5	1	0	64QAM	21.83	21.60	21.11
5	1	12		21.67	21.45	21.12
5	1	24		21.48	21.19	20.94
5	12	0		20.54	20.58	20.62
5	12	7		20.58	20.55	20.64
5	12	13		20.48	20.57	20.62
5	25	0		20.62	20.55	20.55

LTE Band 5 Maximum Average Power [dBm]						
BW [MHz]	RB Size	RB Offset	Mod	Lowest	Middle	Highest
3	1	0	QPSK	23.14	23.17	23.17
3	1	8		23.26	23.24	23.24
3	1	14		23.14	23.16	23.18
3	8	0		22.16	22.14	22.16
3	8	4		22.26	22.15	22.19
3	8	7		22.34	22.23	22.26
3	15	0		22.15	22.16	22.10
3	1	0	16-QAM	22.41	22.02	21.93
3	1	8		21.92	21.88	21.91
3	1	14		22.34	22.14	21.81
3	8	0		21.25	21.26	21.18
3	8	4		21.14	21.22	21.18
3	8	7		21.22	21.06	21.17
3	15	0		21.14	21.18	21.32
3	1	0	64QAM	21.97	21.74	21.25
3	1	8		21.81	21.59	21.26
3	1	14		21.62	21.33	21.08
3	8	0		20.68	20.72	20.76
3	8	4		20.72	20.69	20.78
3	8	7		20.62	20.71	20.76
3	15	0		20.76	20.69	20.69
1.4	1	0	QPSK	23.20	23.21	23.17
1.4	1	3		23.21	23.29	23.19
1.4	1	5		23.05	23.00	23.15
1.4	3	0		23.18	23.21	23.16
1.4	3	1		23.35	23.14	23.14
1.4	3	3		23.35	23.30	23.21
1.4	6	0		22.05	22.04	22.04
1.4	1	0	16-QAM	22.41	22.02	21.93
1.4	1	3		21.92	21.88	21.91
1.4	1	5		22.34	22.14	21.81
1.4	3	0		21.25	21.26	21.18
1.4	3	1		21.14	21.22	21.18

1.4	3	3		21.22	21.06	21.17
1.4	6	0		21.14	21.18	21.32
1.4	1	0	64QAM	21.47	21.24	20.75
1.4	1	3		21.31	21.09	20.76
1.4	1	5		21.12	20.83	20.58
1.4	3	0		21.18	21.22	21.26
1.4	3	1		21.22	21.19	21.28
1.4	3	3		21.12	21.21	21.26
1.4	6	0		20.16	20.17	20.19

LTE Band 7 Maximum Average Power [dBm]						
BW [MHz]	RB Size	RB Offset	Mod	Lowest	Middle	Highest
20	1	0	QPSK	23.41	23.59	23.42
20	1	49		23.41	23.42	23.37
20	1	99		23.38	23.41	23.48
20	50	0		22.34	22.47	22.28
20	50	24		22.37	22.43	22.33
20	50	50		22.39	22.49	22.34
20	100	0		22.40	22.47	22.36
20	1	0	16-QAM	22.36	22.48	22.04
20	1	49		22.31	22.46	22.01
20	1	99		21.93	22.32	22.28
20	50	0		21.38	21.38	21.42
20	50	24		21.41	21.47	21.32
20	50	50		21.46	21.42	21.35
20	100	0		21.44	21.44	21.30
20	1	0	64QAM	21.67	21.73	21.66
20	1	49		21.76	21.64	21.81
20	1	99		21.69	21.95	21.78
20	50	0		20.93	20.95	20.89
20	50	24		20.89	20.93	20.86
20	50	50		20.84	20.96	20.92
20	100	0		20.90	20.90	20.79
15	1	0	QPSK	23.27	23.45	23.45
15	1	37		23.43	23.37	23.46
15	1	74		23.37	23.58	23.50
15	36	0		22.34	22.50	22.45
15	36	20		22.26	22.40	22.47
15	36	39		22.27	22.44	22.51
15	75	0		22.27	22.42	22.44
15	1	0	16-QAM	22.11	22.20	22.31
15	1	37		22.04	21.78	22.47
15	1	74		22.40	21.94	22.47
15	36	0		21.29	21.43	21.31
15	36	20		21.26	21.41	21.35

15	36	39		21.26	21.43	21.37
15	75	0		21.38	21.44	21.47
15	1	0		21.35	21.77	21.57
15	1	37		21.84	21.63	21.60
15	1	74		21.64	21.99	21.72
15	36	0	**64QAM**	20.84	20.90	20.86
15	36	20		20.79	20.94	20.91
15	36	39		20.78	20.86	20.86
15	75	0		20.84	20.84	20.94

LTE Band 7 Maximum Average Power [dBm]						
BW [MHz]	RB Size	RB Offset	Mod	Lowest	Middle	Highest
10	1	0	QPSK	23.04	23.16	23.18
10	1	25		22.90	23.23	23.24
10	1	49		23.07	23.20	23.21
10	25	0		21.91	22.14	22.14
10	25	12		22.00	22.15	22.19
10	25	25		22.03	22.09	22.06
10	50	0		22.05	22.17	22.04
10	1	0	16-QAM	21.58	21.54	21.81
10	1	25		21.90	21.59	21.33
10	1	49		21.66	21.33	21.97
10	25	0		21.01	21.13	21.12
10	25	12		21.03	21.26	21.17
10	25	25		21.02	21.14	21.15
10	50	0		21.12	21.14	21.08
10	1	0	64QAM	21.10	21.03	20.97
10	1	25		21.24	21.03	20.86
10	1	49		21.26	21.30	20.96
10	25	0		20.54	20.68	20.54
10	25	12		20.56	20.71	20.56
10	25	25		20.55	20.75	20.72
10	50	0		20.58	20.73	20.69
5	1	0	QPSK	22.97	23.20	23.19
5	1	12		22.88	23.19	23.21
5	1	24		22.91	23.09	23.13
5	12	0		22.17	22.13	22.14
5	12	7		22.04	22.15	22.07
5	12	13		21.98	22.14	22.10
5	25	0		21.93	22.15	22.04
5	1	0	16-QAM	22.27	22.46	22.14
5	1	12		22.29	22.10	22.27
5	1	24		22.28	22.14	22.23
5	12	0		20.98	21.07	21.13
5	12	7		21.02	21.13	20.96

5	12	13		20.91	21.00	20.98
5	25	0		21.05	21.15	21.25
5	1	0	64QAM	21.65	21.54	21.87
5	1	12		21.67	21.82	21.51
5	1	24		21.50	21.81	21.52
5	12	0		20.37	20.66	20.58
5	12	7		20.44	20.51	20.55
5	12	13		20.31	20.65	20.62
5	25	0		20.58	20.60	20.55

LTE Band 12 Maximum Average Power [dBm]						
BW [MHz]	RB Size	RB Offset	Mod	Lowest	Middle	Highest
10	1	0	QPSK	22.94	22.96	23.02
10	1	25		22.89	22.95	22.98
10	1	49		23.05	22.93	22.91
10	25	0		21.84	21.88	21.83
10	25	12		21.78	21.82	21.91
10	25	25		21.92	21.84	21.85
10	50	0		21.87	21.79	21.86
10	1	0	16-QAM	21.33	21.91	21.57
10	1	25		21.91	21.52	21.70
10	1	49		21.89	21.39	21.78
10	25	0		20.82	20.87	20.95
10	25	12		20.77	20.82	20.91
10	25	25		20.73	20.81	20.86
10	50	0		20.85	20.74	20.88
10	1	0	64QAM	20.62	20.72	20.54
10	1	25		20.49	20.64	20.59
10	1	49		20.50	20.62	20.60
10	25	0		19.88	19.89	19.82
10	25	12		19.75	19.95	19.93
10	25	25		19.80	19.86	19.93
10	50	0		19.90	19.82	19.91
5	1	0	QPSK	22.40	22.41	22.42
5	1	12		22.46	22.49	22.35
5	1	24		22.42	22.62	22.10
5	12	0		21.47	21.65	21.30
5	12	7		21.40	21.41	21.42
5	12	13		21.41	21.54	21.43
5	25	0		21.46	21.56	21.33
5	1	0	16-QAM	21.37	21.53	21.43
5	1	12		21.80	21.30	21.69
5	1	24		21.73	21.78	21.86
5	12	0		20.68	20.73	20.82
5	12	7		20.64	20.72	20.77

5	12	13		20.76	20.65	20.79
5	25	0		21.43	21.33	21.45
5	1	0	64QAM	20.40	20.55	20.50
5	1	12		20.41	20.53	20.51
5	1	24		20.07	20.01	20.03
5	12	0		19.66	19.86	19.84
5	12	7		19.71	19.77	19.84
5	12	13		19.81	19.73	19.82
5	25	0		19.90	19.82	19.91

LTE Band 12 Maximum Average Power [dBm]						
BW [MHz]	RB Size	RB Offset	Mod	Lowest	Middle	Highest
3	1	0	QPSK	22.40	22.41	22.42
3	1	8		22.46	22.49	22.35
3	1	14		22.42	22.62	22.10
3	8	0		21.47	21.66	21.47
3	8	4		21.40	21.41	21.41
3	8	7		21.41	21.66	21.64
3	15	0		21.46	21.34	21.36
3	1	0	16-QAM	21.36	21.52	21.42
3	1	8		21.79	21.29	21.68
3	1	14		21.72	21.77	21.85
3	8	0		20.67	20.72	20.81
3	8	4		20.63	20.71	20.76
3	8	7		20.75	20.64	20.78
3	15	0		21.49	21.45	21.44
3	1	0	64QAM	20.39	20.54	20.49
3	1	8		20.40	20.52	20.50
3	1	14		20.10	20.01	20.05
3	8	0		19.65	19.85	19.83
3	8	4		19.70	19.76	19.83
3	8	7		19.80	19.72	19.81
3	15	0		19.89	19.81	19.90
1.4	1	0	QPSK	22.25	22.25	22.24
1.4	1	3		22.26	22.26	22.25
1.4	1	5		22.47	22.24	22.24
1.4	3	0		22.14	22.30	22.36
1.4	3	1		22.15	22.28	22.24
1.4	3	3		22.16	22.24	22.21
1.4	6	0		21.29	21.45	21.35
1.4	1	0	16-QAM	21.29	21.45	21.35
1.4	1	3		21.72	21.22	21.61
1.4	1	5		21.65	21.70	21.78
1.4	3	0		20.60	20.65	20.74
1.4	3	1		20.56	20.64	20.69

1.4	3	3		20.68	20.57	20.71
1.4	6	0		21.45	21.55	21.37
1.4	1	0	64QAM	20.32	20.47	20.42
1.4	1	3		20.33	20.45	20.43
1.4	1	5		20.01	20.12	20.10
1.4	3	0		20.08	20.28	20.26
1.4	3	1		20.13	20.19	20.26
1.4	3	3		20.23	20.15	20.24
1.4	6	0		19.82	19.74	19.83

LTE Band 17 Maximum Average Power [dBm]						
BW [MHz]	RB Size	RB Offset	Mod	Lowest	Middle	Highest
10	1	0	QPSK	22.89	22.84	22.90
10	1	25		22.80	22.88	22.87
10	1	49		22.79	22.98	22.90
10	25	0		21.73	21.81	21.82
10	25	12		21.83	21.75	21.81
10	25	25		21.84	21.84	21.84
10	50	0		21.77	21.86	21.85
10	1	0	16-QAM	21.28	21.37	21.37
10	1	25		21.45	21.69	21.34
10	1	49		21.43	21.78	21.53
10	25	0		20.80	20.68	20.84
10	25	12		20.78	20.78	20.84
10	25	25		20.81	20.74	20.75
10	50	0		20.86	20.85	20.81
10	1	0	64QAM	20.54	20.44	20.68
10	1	25		20.45	20.30	20.69
10	1	49		20.31	20.18	20.57
10	25	0		19.65	19.82	19.68
10	25	12		19.80	19.73	19.77
10	25	25		19.75	19.71	19.72
10	50	0		19.72	19.85	19.88
5	1	0	QPSK	22.74	22.69	22.75
5	1	12		22.65	22.73	22.72
5	1	24		22.64	22.83	22.75
5	12	0		21.58	21.66	21.67
5	12	7		21.68	21.60	21.66
5	12	13		21.69	21.69	21.69
5	25	0		21.62	21.65	21.70
5	1	0	16-QAM	21.13	21.22	21.22
5	1	12		21.30	21.54	21.19
5	1	24		21.28	21.63	21.38
5	12	0		20.65	20.53	20.69
5	12	7		20.63	20.63	20.69

5	12	13		20.66	20.59	20.60
5	25	0		20.71	20.70	20.66
5	1	0	64QAM	20.39	20.29	20.53
5	1	12		20.30	20.15	20.54
5	1	24		20.16	20.03	20.42
5	12	0		19.50	19.67	19.53
5	12	7		19.65	19.58	19.62
5	12	13		19.60	19.56	19.57
5	25	0		19.57	19.70	19.73

LTE Band 66 Maximum Average Power [dBm]						
BW [MHz]	RB Size	RB Offset	Mod	Lowest	Middle	Highest
20	1	0	QPSK	22.79	22.91	23.21
20	1	49		22.78	22.93	23.27
20	1	99		22.68	22.91	22.93
20	50	0		21.76	21.99	22.08
20	50	24		21.71	21.94	22.05
20	50	50		21.67	21.83	22.08
20	100	0		21.74	21.89	22.07
20	1	0	16-QAM	21.78	22.03	22.50
20	1	49		21.51	21.78	22.38
20	1	99		21.55	21.84	21.88
20	50	0		20.82	21.01	21.17
20	50	24		20.84	20.95	21.05
20	50	50		20.76	20.96	21.01
20	100	0		20.80	20.89	21.12
20	1	0	64QAM	20.90	20.62	21.09
20	1	49		20.76	20.59	20.86
20	1	99		20.60	20.52	20.44
20	50	0		19.84	20.00	20.13
20	50	24		19.84	19.92	20.13
20	50	50		19.72	19.94	20.07
20	100	0		19.80	20.02	20.10
15	1	0	QPSK	22.76	23.04	23.19
15	1	37		22.82	23.00	23.17
15	1	74		22.83	23.03	23.13
15	36	0		21.84	21.96	22.24
15	36	20		21.84	22.00	22.20
15	36	39		21.82	22.02	22.14
15	75	0		21.80	22.03	22.24
15	1	0	16-QAM	21.56	21.26	21.45
15	1	37		21.52	21.49	21.14
15	1	74		21.59	21.17	21.60
15	36	0		20.89	20.88	21.24
15	36	20		20.71	20.94	21.18

15	36	39		20.79	20.84	21.12
15	75	0		20.86	20.93	21.26
15	1	0		20.12	20.37	21.04
15	1	37		20.34	20.35	20.99
15	1	74		20.07	20.47	21.04
15	36	0	**64QAM**	19.86	19.99	20.24
15	36	20		19.86	19.92	20.20
15	36	39		19.73	19.92	20.22
15	75	0		19.86	19.80	20.21

LTE Band 66 Maximum Average Power [dBm]						
BW [MHz]	RB Size	RB Offset	Mod	Lowest	Middle	Highest
10	1	0	QPSK	22.75	22.86	23.04
10	1	25		22.72	22.84	22.99
10	1	49		22.60	22.95	23.12
10	25	0		21.72	21.70	22.11
10	25	12		21.74	21.72	22.02
10	25	25		21.72	21.75	22.01
10	50	0		21.75	21.76	22.04
10	1	0	16-QAM	21.62	21.53	21.38
10	1	25		21.47	21.45	21.47
10	1	49		21.23	21.75	21.89
10	25	0		20.79	20.77	20.99
10	25	12		20.78	20.87	21.05
10	25	25		20.69	20.73	21.04
10	50	0		20.77	20.68	21.00
10	1	0	64QAM	20.10	20.48	20.02
10	1	25		20.14	20.39	20.46
10	1	49		20.15	20.33	20.51
10	25	0		19.73	19.69	20.01
10	25	12		19.68	19.82	19.90
10	25	25		19.67	19.77	20.00
10	50	0		19.80	19.80	20.07
5	1	0	QPSK	22.74	22.78	23.00
5	1	12		22.79	22.76	23.09
5	1	24		22.69	22.75	22.99
5	12	0		21.60	21.72	21.98
5	12	7		21.65	21.75	22.00
5	12	13		21.67	21.71	22.00
5	25	0		21.64	21.67	21.99
5	1	0	16-QAM	21.73	21.54	22.04
5	1	12		21.68	21.63	21.86
5	1	24		21.82	21.51	21.67
5	12	0		20.59	20.70	20.82
5	12	7		20.60	20.75	20.94

5	12	13		20.64	20.70	20.85
5	25	0		20.67	20.75	20.98
5	1	0	64QAM	20.64	20.32	20.93
5	1	12		20.68	20.40	20.88
5	1	24		20.62	20.62	20.74
5	12	0		19.66	19.70	19.95
5	12	7		19.57	19.72	19.91
5	12	13		19.73	19.75	19.86
5	25	0		19.66	19.80	19.93

LTE Band 66 Maximum Average Power [dBm]						
BW [MHz]	RB Size	RB Offset	Mod	Lowest	Middle	Highest
3	1	0	QPSK	22.74	22.82	22.56
3	1	8		22.72	22.72	22.45
3	1	14		22.74	22.69	22.46
3	8	0		21.76	21.66	21.01
3	8	4		21.68	21.74	21.02
3	8	7		21.67	21.75	21.05
3	15	0		21.64	21.72	21.03
3	1	0	16-QAM	21.67	21.68	21.87
3	1	8		21.45	21.27	21.74
3	1	14		21.63	21.54	21.86
3	8	0		20.59	20.78	20.19
3	8	4		20.62	20.77	20.15
3	8	7		20.62	20.79	20.16
3	15	0		20.69	20.68	20.96
3	1	0	64QAM	20.70	20.66	20.14
3	1	8		20.45	20.54	20.13
3	1	14		20.67	20.52	20.15
3	8	0		19.75	19.69	19.87
3	8	4		19.77	19.82	19.94
3	8	7		19.83	19.63	19.93
3	15	0		19.73	19.87	19.97
1.4	1	0	QPSK	22.76	22.80	23.02
1.4	1	3		22.81	22.75	22.98
1.4	1	5		23.01	22.77	23.01
1.4	3	0		22.75	22.76	23.01
1.4	3	1		22.68	22.74	22.98
1.4	3	3		22.76	22.77	23.07
1.4	6	0		21.85	21.77	22.09
1.4	1	0	16-QAM	21.72	21.70	21.96
1.4	1	3		21.54	21.63	22.00
1.4	1	5		21.56	21.50	21.87
1.4	3	0		21.89	21.55	21.98
1.4	3	1		21.72	21.60	22.02

1.4	3	3		21.57	21.55	21.89
1.4	6	0		20.80	20.62	20.91
1.4	1	0	64QAM	20.65	20.55	20.82
1.4	1	3		20.57	20.54	20.81
1.4	1	5		20.54	20.54	20.80
1.4	3	0		20.65	20.75	21.01
1.4	3	1		20.67	20.81	21.23
1.4	3	3		20.90	20.73	20.99
1.4	6	0		19.90	19.70	20.15

ERP/EIRP

LTE Band 2 (GT - LC = -0.23 dB) QPSK									
Bandwidth	1.4M			3M			5M		
Channel	18607	18900	19193	18615	18900	19185	18625	18900	19175
	(Low)	(Mid)	(High)	(Low)	(Mid)	(High)	(Low)	(Mid)	(High)
Frequency (MHz)	1850.7	1880	1909.3	1851.5	1880	1908.5	1852.5	1880	1907.5
Conducted Power (dBm)	23.44	23.44	23.21	23.40	23.44	23.25	23.42	23.40	23.31
Conducted Power (Watts)	0.2208	0.2208	0.2094	0.2188	0.2208	0.2113	0.2198	0.2188	0.2143
EIRP(dBm)	23.21	23.21	22.98	23.17	23.21	23.02	23.19	23.17	23.08
EIRP(Watts)	0.2094	0.2094	0.1986	0.2075	0.2094	0.2004	0.2084	0.2075	0.2032

LTE Band 2 (GT - LC = -0.23 dB) QPSK									
Bandwidth	10M			15M			20M		
Channel	18650	18900	19150	18675	18900	19125	18650	18900	19100
	(Low)	(Mid)	(High)	(Low)	(Mid)	(High)	(Low)	(Mid)	(High)
Frequency (MHz)	1855	1880	1905	1857.5	1880	1902.5	1860	1880	1900
Conducted Power (dBm)	23.44	23.42	23.29	23.31	23.30	23.17	23.45	23.26	23.20
Conducted Power (Watts)	0.2208	0.2198	0.2133	0.2143	0.2138	0.2075	0.2213	0.2118	0.2089
EIRP(dBm)	23.21	23.19	23.06	23.08	23.07	22.94	23.22	23.03	22.97
EIRP(Watts)	0.2094	0.2084	0.2023	0.2032	0.2028	0.1968	0.2099	0.2009	0.1982

LTE Band 2 (GT - LC = -0.23 dB) 16QAM									
Bandwidth	1.4M			3M			5M		
Channel	18607	18900	19193	18615	18900	19185	18625	18900	19175
	(Low)	(Mid)	(High)	(Low)	(Mid)	(High)	(Low)	(Mid)	(High)
Frequency (MHz)	1850.7	1880	1909.3	1851.5	1880	1908.5	1852.5	1880	1907.5
Conducted Power (dBm)	22.27	22.14	22.45	22.26	22.30	21.98	22.21	22.30	22.22
Conducted Power (Watts)	0.1687	0.1637	0.1758	0.1683	0.1698	0.1578	0.1663	0.1698	0.1667
EIRP(dBm)	22.04	21.91	22.22	22.03	22.07	21.75	21.98	22.07	21.99
EIRP(Watts)	0.1600	0.1552	0.1667	0.1596	0.1611	0.1496	0.1578	0.1611	0.1581

LTE Band 2 (GT - LC = -0.23 dB) 16QAM									
Bandwidth	10M			15M			20M		
Channel	18650	18900	19150	18675	18900	19125	18650	18900	19100
	(Low)	(Mid)	(High)	(Low)	(Mid)	(High)	(Low)	(Mid)	(High)
Frequency (MHz)	1855	1880	1905	1857.5	1880	1902.5	1860	1880	1900
Conducted Power (dBm)	22.37	22.22	22.15	22.33	22.06	21.84	22.04	22.07	21.73
Conducted Power (Watts)	0.1726	0.1667	0.1641	0.1710	0.1607	0.1528	0.1600	0.1611	0.1489
EIRP(dBm)	22.14	21.99	21.92	22.10	21.83	21.61	21.81	21.84	21.50
EIRP(Watts)	0.1637	0.1581	0.1556	0.1622	0.1524	0.1449	0.1517	0.1528	0.1413

LTE Band 2 (GT - LC = -0.23 dB) 64QAM									
Bandwidth	1.4M			3M			5M		
Channel	18607	18900	19193	18615	18900	19185	18625	18900	19175
	(Low)	(Mid)	(High)	(Low)	(Mid)	(High)	(Low)	(Mid)	(High)
Frequency (MHz)	1850.7	1880	1909.3	1851.5	1880	1908.5	1852.5	1880	1907.5
Conducted Power (dBm)	21.37	21.27	20.92	21.00	20.94	21.00	20.81	21.24	20.86
Conducted Power (Watts)	0.1371	0.1340	0.1236	0.1259	0.1242	0.1259	0.1205	0.1330	0.1219
EIRP(dBm)	21.14	21.04	20.69	20.77	20.71	20.77	20.58	21.01	20.63
EIRP(Watts)	0.1300	0.1271	0.1172	0.1194	0.1178	0.1194	0.1143	0.1262	0.1156

LTE Band 2 (GT - LC = -0.23 dB) 64QAM									
Bandwidth	10M			15M			20M		
Channel	18650	18900	19150	18675	18900	19125	18650	18900	19100
	(Low)	(Mid)	(High)	(Low)	(Mid)	(High)	(Low)	(Mid)	(High)
Frequency (MHz)	1855	1880	1905	1857.5	1880	1902.5	1860	1880	1900
Conducted Power (dBm)	20.96	20.62	20.70	21.06	20.95	20.86	20.88	20.91	21.04
Conducted Power (Watts)	0.1247	0.1153	0.1175	0.1276	0.1245	0.1219	0.1225	0.1233	0.1271
EIRP(dBm)	20.73	20.39	20.47	20.83	20.72	20.63	20.65	20.68	20.81
EIRP(Watts)	0.1183	0.1094	0.1114	0.1211	0.1180	0.1156	0.1161	0.1169	0.1205

LTE Band 4 (GT - LC = -0.23 dB) QPSK									
Bandwidth	1.4M			3M			5M		
Channel	19957	20175	20393	19965	20175	20385	19975	20175	20375
	(Low)	(Mid)	(High)	(Low)	(Mid)	(High)	(Low)	(Mid)	(High)
Frequency (MHz)	1710.7	1732.5	1754.3	1711.5	1732.5	1753.5	1712.5	1732.5	1752.5
Conducted Power (dBm)	22.81	22.69	22.57	22.79	22.74	22.67	22.56	22.34	22.69
Conducted Power (Watts)	0.1910	0.1858	0.1807	0.1901	0.1879	0.1849	0.1803	0.1714	0.1858
EIRP(dBm)	22.58	22.46	22.34	22.56	22.51	22.44	22.33	22.11	22.46
EIRP(Watts)	0.1811	0.1762	0.1714	0.1803	0.1782	0.1754	0.1710	0.1626	0.1762

LTE Band 4 (GT - LC = -0.23 dB) QPSK									
Bandwidth	10M			15M			20M		
Channel	20000	20175	20350	20025	20175	20325	20050	20175	20300
	(Low)	(Mid)	(High)	(Low)	(Mid)	(High)	(Low)	(Mid)	(High)
Frequency (MHz)	1715	1732.5	1750	1717.5	1732.5	1747.5	1720	1732.5	1745
Conducted Power (dBm)	22.63	22.82	22.91	22.82	22.82	22.96	22.80	22.85	23.00
Conducted Power (Watts)	0.1832	0.1914	0.1954	0.1914	0.1914	0.1977	0.1905	0.1928	0.1995
EIRP(dBm)	22.40	22.59	22.68	22.59	22.59	22.73	22.57	22.62	22.77
EIRP(Watts)	0.1738	0.1816	0.1854	0.1816	0.1816	0.1875	0.1807	0.1828	0.1892

LTE Band 4 (GT - LC = -0.23 dB) 16QAM									
Bandwidth	1.4M			3M			5M		
Channel	19957	20175	20393	19965	20175	20385	19975	20175	20375
	(Low)	(Mid)	(High)	(Low)	(Mid)	(High)	(Low)	(Mid)	(High)
Frequency (MHz)	1710.7	1732.5	1754.3	1711.5	1732.5	1753.5	1712.5	1732.5	1752.5
Conducted Power (dBm)	21.90	21.89	21.94	21.69	21.05	21.47	22.02	22.00	21.89
Conducted Power (Watts)	0.1549	0.1545	0.1563	0.1476	0.1274	0.1403	0.1592	0.1585	0.1545
EIRP(dBm)	21.67	21.66	21.71	21.46	20.82	21.24	21.79	21.77	21.66
EIRP(Watts)	0.1469	0.1466	0.1483	0.1400	0.1208	0.1330	0.1510	0.1503	0.1466

LTE Band 4 (GT - LC = -0.23 dB) 16QAM									
Bandwidth	10M			15M			20M		
Channel	20000	20175	20350	20025	20175	20325	20050	20175	20300
	(Low)	(Mid)	(High)	(Low)	(Mid)	(High)	(Low)	(Mid)	(High)
Frequency (MHz)	1715	1732.5	1750	1717.5	1732.5	1747.5	1720	1732.5	1745
Conducted Power (dBm)	21.65	22.00	21.81	21.24	21.68	21.43	21.44	22.00	21.42
Conducted Power (Watts)	0.1462	0.1585	0.1517	0.1330	0.1472	0.1390	0.1393	0.1585	0.1387
EIRP(dBm)	21.42	21.77	21.58	21.01	21.45	21.20	21.21	21.77	21.19
EIRP(Watts)	0.1387	0.1503	0.1439	0.1262	0.1396	0.1318	0.1321	0.1503	0.1315

LTE Band 4 (GT - LC = -0.23 dB) 64QAM									
Bandwidth	1.4M			3M			5M		
Channel	19957	20175	20393	19965	20175	20385	19975	20175	20375
	(Low)	(Mid)	(High)	(Low)	(Mid)	(High)	(Low)	(Mid)	(High)
Frequency (MHz)	1710.7	1732.5	1754.3	1711.5	1732.5	1753.5	1712.5	1732.5	1752.5
Conducted Power (dBm)	20.63	20.96	20.77	20.73	20.55	20.58	20.78	20.55	20.20
Conducted Power (Watts)	0.1156	0.1247	0.1194	0.1183	0.1135	0.1143	0.1197	0.1135	0.1047
EIRP(dBm)	20.40	20.73	20.54	20.50	20.32	20.35	20.55	20.32	19.97
EIRP(Watts)	0.1096	0.1183	0.1132	0.1122	0.1076	0.1084	0.1135	0.1076	0.0993

LTE Band 4 (GT - LC = -0.23 dB) 64QAM									
Bandwidth	10M			15M			20M		
Channel	20000	20175	20350	20025	20175	20325	20050	20175	20300
	(Low)	(Mid)	(High)	(Low)	(Mid)	(High)	(Low)	(Mid)	(High)
Frequency (MHz)	1715	1732.5	1750	1717.5	1732.5	1747.5	1720	1732.5	1745
Conducted Power (dBm)	20.46	20.75	20.62	20.58	20.87	20.98	20.41	20.69	20.47
Conducted Power (Watts)	0.1112	0.1189	0.1153	0.1143	0.1222	0.1253	0.1099	0.1172	0.1114
EIRP(dBm)	20.23	20.52	20.39	20.35	20.64	20.75	20.18	20.46	20.24
EIRP(Watts)	0.1054	0.1127	0.1094	0.1084	0.1159	0.1189	0.1042	0.1112	0.1057

LTE Band 5 (GT - LC = -1.49 dB) QPSK									
Bandwidth	1.4M			3M			5M		
Channel	20407	20525	20643	20415	20525	20635	20425	20525	20625
	(Low)	(Mid)	(High)	(Low)	(Mid)	(High)	(Low)	(Mid)	(High)
Frequency (MHz)	824.7	836.5	848.3	825.5	836.5	847.5	826.5	836.5	846.5
Conducted Power (dBm)	23.35	23.30	23.21	23.26	23.24	23.24	23.21	23.20	23.28
Conducted Power (Watts)	0.2163	0.2138	0.2094	0.2118	0.2109	0.2109	0.2094	0.2089	0.2128
ERP(dBm)	19.71	19.66	19.57	19.62	19.60	19.60	19.57	19.56	19.64
ERP(Watts)	0.0935	0.0925	0.0906	0.0916	0.0912	0.0912	0.0906	0.0904	0.0920

LTE Band 5 (GT - LC = -1.49 dB) QPSK			
Bandwidth	10M		
Channel	20450	20525	20600
	(Low)	(Mid)	(High)
Frequency (MHz)	829	836.5	844
Conducted Power (dBm)	23.28	23.33	23.43
Conducted Power (Watts)	0.2128	0.2153	0.2203
ERP(dBm)	19.64	19.69	19.79
ERP(Watts)	0.0920	0.0931	0.0953

LTE Band 5 (GT - LC = -1.49 dB) 16QAM									
Bandwidth	1.4M			3M			5M		
Channel	20407	20525	20643	20415	20525	20635	20425	20525	20625
	(Low)	(Mid)	(High)	(Low)	(Mid)	(High)	(Low)	(Mid)	(High)
Frequency (MHz)	824.7	836.5	848.3	825.5	836.5	847.5	826.5	836.5	846.5
Conducted Power (dBm)	22.41	22.02	21.93	22.41	22.02	21.93	22.27	21.88	21.79
Conducted Power (Watts)	0.1740	0.1591	0.1558	0.1740	0.1591	0.1558	0.1687	0.1542	0.1510
ERP(dBm)	18.77	18.38	18.29	18.77	18.38	18.29	18.63	18.24	18.15
ERP(Watts)	0.0753	0.0688	0.0674	0.0753	0.0688	0.0674	0.0729	0.0667	0.0653

LTE Band 5 (GT - LC = -1.49 dB) 16QAM			
Bandwidth	10M		
Channel	20450	20525	20600
	(Low)	(Mid)	(High)
Frequency (MHz)	829	836.5	844
Conducted Power (dBm)	22.42	22.03	21.94
Conducted Power (Watts)	0.1746	0.1596	0.1563
ERP(dBm)	18.78	18.39	18.30
ERP(Watts)	0.0755	0.0690	0.0676

LTE Band 5 (GT - LC = -1.49 dB) 64QAM									
Bandwidth	1.4M			3M			5M		
Channel	20407	20525	20643	20415	20525	20635	20425	20525	20625
	(Low)	(Mid)	(High)	(Low)	(Mid)	(High)	(Low)	(Mid)	(High)
Frequency (MHz)	824.7	836.5	848.3	825.5	836.5	847.5	826.5	836.5	846.5
Conducted Power (dBm)	21.47	21.24	20.75	21.97	21.74	21.25	21.83	21.60	21.11
Conducted Power (Watts)	0.1401	0.1329	0.1187	0.1573	0.1491	0.1332	0.1524	0.1445	0.1291
ERP(dBm)	17.83	17.60	17.11	18.33	18.10	17.61	18.19	17.96	17.47
ERP(Watts)	0.0606	0.0575	0.0514	0.0680	0.0645	0.0576	0.0659	0.0625	0.0558

LTE Band 5 (GT - LC = -1.49 dB) 64QAM			
Bandwidth	10M		
Channel	20450	20525	20600
	(Low)	(Mid)	(High)
Frequency (MHz)	829	836.5	844
Conducted Power (dBm)	21.98	21.75	21.26
Conducted Power (Watts)	0.1578	0.1496	0.1337
ERP(dBm)	18.34	18.11	17.62
ERP(Watts)	0.0682	0.0647	0.0578

LTE Band 7 (GT - LC = -1.44 dB) QPSK			
Bandwidth	5M		
Channel	20775	21100	21425
	(Low)	(Mid)	(High)
Frequency (MHz)	2502.5	2535	2567.5
Conducted Power (dBm)	22.88	23.19	23.21
Conducted Power (Watts)	0.1941	0.2084	0.2094
EIRP(dBm)	21.44	21.75	21.77
EIRP(Watts)	0.1393	0.1496	0.1503

LTE Band 7 (GT - LC = -1.44 dB) QPSK									
Bandwidth	10M			15M			20M		
Channel	20800	21100	21400	20825	21100	21375	20850	21100	21350
	(Low)	(Mid)	(High)	(Low)	(Mid)	(High)	(Low)	(Mid)	(High)
Frequency (MHz)	2505	2535	2565	2507.5	2535	2562.5	2510	2535	2560
Conducted Power (dBm)	22.90	23.23	23.24	23.37	23.58	23.50	23.41	23.59	23.42
Conducted Power (Watts)	0.1950	0.2104	0.2109	0.2173	0.2280	0.2239	0.2193	0.2286	0.2198
EIRP(dBm)	21.46	21.79	21.80	21.93	22.14	22.06	21.97	22.15	21.98
EIRP(Watts)	0.1400	0.1510	0.1514	0.1560	0.1637	0.1607	0.1574	0.1641	0.1578

LTE Band 7 (GT - LC = -1.44 dB) 16QAM			
Bandwidth	5M		
Channel	20775	21100	21425
	(Low)	(Mid)	(High)
Frequency (MHz)	2502.5	2535	2567.5
Conducted Power (dBm)	22.27	22.46	22.14
Conducted Power (Watts)	0.1687	0.1762	0.1637
EIRP(dBm)	20.83	21.02	20.70
EIRP(Watts)	0.1211	0.1265	0.1175

LTE Band 7 (GT - LC = -1.44 dB) 16QAM									
Bandwidth	10M			15M			20M		
Channel	20800	21100	21400	20825	21100	21375	20850	21100	21350
	(Low)	(Mid)	(High)	(Low)	(Mid)	(High)	(Low)	(Mid)	(High)
Frequency (MHz)	2505	2535	2565	2507.5	2535	2562.5	2510	2535	2560
Conducted Power (dBm)	21.66	21.33	21.97	22.40	21.94	22.47	22.36	22.48	22.04
Conducted Power (Watts)	0.1466	0.1358	0.1574	0.1738	0.1563	0.1766	0.1722	0.1770	0.1600
EIRP(dBm)	20.22	19.89	20.53	20.96	20.50	21.03	20.92	21.04	20.60
EIRP(Watts)	0.1052	0.0975	0.1130	0.1247	0.1122	0.1268	0.1236	0.1271	0.1148

LTE Band 7 (GT - LC = -1.44 dB) 64QAM			
Bandwidth	5M		
Channel	20775	21100	21425
	(Low)	(Mid)	(High)
Frequency (MHz)	2502.5	2535	2567.5
Conducted Power (dBm)	21.65	21.54	21.87
Conducted Power (Watts)	0.1462	0.1426	0.1538
EIRP(dBm)	20.21	20.10	20.43
EIRP(Watts)	0.1050	0.1023	0.1104

LTE Band 7 (GT - LC = -1.44 dB) 64QAM									
Bandwidth	10M			15M			20M		
Channel	20800	21100	21400	20825	21100	21375	20850	21100	21350
	(Low)	(Mid)	(High)	(Low)	(Mid)	(High)	(Low)	(Mid)	(High)
Frequency (MHz)	2505	2535	2565	2507.5	2535	2562.5	2510	2535	2560
Conducted Power (dBm)	21.26	21.30	20.96	21.64	21.99	21.72	21.69	21.95	21.78
Conducted Power (Watts)	0.1337	0.1349	0.1247	0.1459	0.1581	0.1486	0.1476	0.1567	0.1507
EIRP(dBm)	19.82	19.86	19.52	20.20	20.55	20.28	20.25	20.51	20.34
EIRP(Watts)	0.0959	0.0968	0.0895	0.1047	0.1135	0.1067	0.1059	0.1125	0.1081

LTE Band 12 (GT - LC = -1.44 dB) QPSK									
Bandwidth	1.4M			3M			5M		
Channel	23017	23095	23173	23025	23095	23165	23035	23095	23155
	(Low)	(Mid)	(High)	(Low)	(Mid)	(High)	(Low)	(Mid)	(High)
Frequency (MHz)	699.7	707.5	715.3	700.5	707.5	714.5	701.5	707.5	713.5
Conducted Power (dBm)	22.47	22.24	22.24	22.42	22.62	22.10	22.42	22.62	22.10
Conducted Power (Watts)	0.1766	0.1675	0.1675	0.1746	0.1828	0.1622	0.1746	0.1828	0.1622
ERP(dBm)	18.88	18.65	18.65	18.83	19.03	18.51	18.83	19.03	18.51
ERP(Watts)	0.0773	0.0733	0.0733	0.0764	0.0800	0.0710	0.0764	0.0800	0.0710

LTE Band 12 (GT - LC = -1.44 dB) QPSK			
Bandwidth	10M		
Channel	23060	23095	23130
	(Low)	(Mid)	(High)
Frequency (MHz)	704	707.5	711
Conducted Power (dBm)	23.05	22.93	22.91
Conducted Power (Watts)	0.2018	0.1963	0.1954
ERP(dBm)	19.46	19.34	19.32
ERP(Watts)	0.0883	0.0859	0.0855

LTE Band 12 (GT - LC = -1.44 dB) 16QAM									
Bandwidth	1.4M			3M			5M		
Channel	23017	23095	23173	23025	23095	23165	23035	23095	23155
	(Low)	(Mid)	(High)	(Low)	(Mid)	(High)	(Low)	(Mid)	(High)
Frequency (MHz)	699.7	707.5	715.3	700.5	707.5	714.5	701.5	707.5	713.5
Conducted Power (dBm)	21.65	21.70	21.78	21.72	21.77	21.85	21.73	21.78	21.86
Conducted Power (Watts)	0.1462	0.1479	0.1507	0.1486	0.1503	0.1531	0.1489	0.1507	0.1535
ERP(dBm)	18.06	18.11	18.19	18.13	18.18	18.26	18.14	18.19	18.27
ERP(Watts)	0.0640	0.0647	0.0659	0.0650	0.0658	0.0670	0.0652	0.0659	0.0671

LTE Band 12 (GT - LC = -1.44 dB) 16QAM			
Bandwidth	10M		
Channel	23060	23095	23130
	(Low)	(Mid)	(High)
Frequency (MHz)	704	707.5	711
Conducted Power (dBm)	21.33	21.91	21.57
Conducted Power (Watts)	0.1358	0.1552	0.1435
ERP(dBm)	17.74	18.32	17.98
ERP(Watts)	0.0594	0.0679	0.0628

LTE Band 12 (GT - LC = -1.44 dB) 64QAM									
Bandwidth	1.4M			3M			5M		
Channel	23017	23095	23173	23025	23095	23165	23035	23095	23155
	(Low)	(Mid)	(High)	(Low)	(Mid)	(High)	(Low)	(Mid)	(High)
Frequency (MHz)	699.7	707.5	715.3	700.5	707.5	714.5	701.5	707.5	713.5
Conducted Power (dBm)	20.32	20.47	20.42	20.39	20.54	20.49	20.40	20.55	20.50
Conducted Power (Watts)	0.1076	0.1114	0.1102	0.1094	0.1132	0.1119	0.1096	0.1135	0.1122
ERP(dBm)	16.73	16.88	16.83	16.80	16.95	16.90	16.81	16.96	16.91
ERP(Watts)	0.0471	0.0488	0.0482	0.0479	0.0495	0.0490	0.0480	0.0497	0.0491

LTE Band 12 (GT - LC = -1.44 dB) 64QAM			
Bandwidth	10M		
Channel	23060	23095	23130
	(Low)	(Mid)	(High)
Frequency (MHz)	704	707.5	711
Conducted Power (dBm)	20.62	20.72	20.54
Conducted Power (Watts)	0.1153	0.1180	0.1132
ERP(dBm)	17.03	17.13	16.95
ERP(Watts)	0.0505	0.0516	0.0495

LTE Band 17 (GT - LC = -1.44 dB) QPSK						
Bandwidth	5M			10M		
Channel	23755	23790	23825	23780	23790	23800
	(Low)	(Mid)	(High)	(Low)	(Mid)	(High)
Frequency (MHz)	706.5	710	713.5	709	710	711
Conducted Power (dBm)	22.64	22.83	22.75	22.79	22.98	22.90
Conducted Power (Watts)	0.1837	0.1919	0.1884	0.1901	0.1986	0.1950
ERP(dBm)	19.05	19.24	19.16	19.20	19.39	19.31
ERP(Watts)	0.0804	0.0839	0.0824	0.0832	0.0869	0.0853

LTE Band 17 (GT - LC = -1.44 dB) 16QAM						
Bandwidth	5M			10M		
Channel	23755	23790	23825	23780	23790	23800
	(Low)	(Mid)	(High)	(Low)	(Mid)	(High)
Frequency (MHz)	706.5	710	713.5	709	710	711
Conducted Power (dBm)	21.28	21.63	21.38	21.43	21.78	21.53
Conducted Power (Watts)	0.1343	0.1455	0.1374	0.1390	0.1507	0.1422
ERP(dBm)	17.69	18.04	17.79	17.84	18.19	17.94
ERP(Watts)	0.0587	0.0637	0.0601	0.0608	0.0659	0.0622

LTE Band 17 (GT - LC = -1.44 dB) 64QAM						
Bandwidth	5M			10M		
Channel	23755	23790	23825	23780	23790	23800
	(Low)	(Mid)	(High)	(Low)	(Mid)	(High)
Frequency (MHz)	706.5	710	713.5	709	710	711
Conducted Power (dBm)	20.30	20.15	20.54	20.45	20.30	20.69
Conducted Power (Watts)	0.1072	0.1035	0.1132	0.1109	0.1072	0.1172
ERP(dBm)	16.71	16.56	16.95	16.86	16.71	17.10
ERP(Watts)	0.0469	0.0453	0.0495	0.0485	0.0469	0.0513

LTE Band 66 (GT - LC = 0.64 dB) QPSK									
Bandwidth	1.4M			3M			5M		
Channel	131979	132322	132665	131987	132322	132657	131997	132322	132647
	(Low)	(Mid)	(High)	(Low)	(Mid)	(High)	(Low)	(Mid)	(High)
Frequency (MHz)	1710.7	1745	1779.3	1711.5	1745	1778.5	1712.5	1745	1777.5
Conducted Power (dBm)	22.76	22.77	23.07	22.74	22.82	22.56	22.79	22.76	23.09
Conducted Power (Watts)	0.1888	0.1892	0.2028	0.1879	0.1914	0.1803	0.1901	0.1888	0.2037
EIRP(dBm)	23.40	23.41	23.71	23.38	23.46	23.20	23.43	23.40	23.73
EIRP(Watts)	0.2188	0.2193	0.2350	0.2178	0.2218	0.2089	0.2203	0.2188	0.2360

LTE Band 66 (GT - LC = 0.64 dB) QPSK									
Bandwidth	10M			15M			20M		
Channel	132022	132322	132622	132047	132322	132597	132072	132322	132572
	(Low)	(Mid)	(High)	(Low)	(Mid)	(High)	(Low)	(Mid)	(Mid)
Frequency (MHz)	1715	1745	1775	1717.5	1745	1772.5	1720	1745	1770
Conducted Power (dBm)	22.60	22.95	23.12	22.76	23.04	23.19	22.78	22.93	23.27
Conducted Power (Watts)	0.1820	0.1972	0.2051	0.1888	0.2014	0.2084	0.1897	0.1963	0.2123
EIRP(dBm)	23.24	23.59	23.76	23.40	23.68	23.83	23.42	23.57	23.91
EIRP(Watts)	0.2109	0.2286	0.2377	0.2188	0.2333	0.2415	0.2198	0.2275	0.2460

LTE Band 66 (GT - LC = 0.64 dB) 16QAM									
Bandwidth	1.4M			3M			5M		
Channel	131979	132322	132665	131987	132322	132657	131997	132322	132647
	(Low)	(Mid)	(High)	(Low)	(Mid)	(High)	(Low)	(Mid)	(High)
Frequency (MHz)	1710.7	1745	1779.3	1711.5	1745	1778.5	1712.5	1745	1777.5
Conducted Power (dBm)	21.72	21.60	22.02	21.67	21.68	21.87	21.73	21.54	22.04
Conducted Power (Watts)	0.1486	0.1445	0.1592	0.1469	0.1472	0.1538	0.1489	0.1426	0.1600
EIRP(dBm)	22.36	22.24	22.66	22.31	22.32	22.51	22.37	22.18	22.68
EIRP(Watts)	0.1722	0.1675	0.1845	0.1702	0.1706	0.1782	0.1726	0.1652	0.1854

LTE Band 66 (GT - LC = 0.64 dB) 16QAM									
Bandwidth	10M			15M			20M		
Channel	132022	132322	132622	132047	132322	132597	132072	132322	132572
	(Low)	(Mid)	(High)	(Low)	(Mid)	(High)	(Low)	(Mid)	(Mid)
Frequency (MHz)	1715	1745	1775	1717.5	1745	1772.5	1720	1745	1770
Conducted Power (dBm)	21.23	21.75	21.89	21.59	21.17	21.60	21.78	22.03	22.50
Conducted Power (Watts)	0.1327	0.1496	0.1545	0.1442	0.1309	0.1445	0.1507	0.1596	0.1778
EIRP(dBm)	21.87	22.39	22.53	22.23	21.81	22.24	22.42	22.67	23.14
EIRP(Watts)	0.1538	0.1734	0.1791	0.1671	0.1517	0.1675	0.1746	0.1849	0.2061

LTE Band 66 (GT - LC = 0.64 dB) 64QAM									
Bandwidth	1.4M			3M			5M		
Channel	131979	132322	132665	131987	132322	132657	131997	132322	132647
	(Low)	(Mid)	(High)	(Low)	(Mid)	(High)	(Low)	(Mid)	(High)
Frequency (MHz)	1710.7	1745	1779.3	1711.5	1745	1778.5	1712.5	1745	1777.5
Conducted Power (dBm)	20.67	20.81	21.23	20.70	20.66	20.14	20.64	20.32	20.93
Conducted Power (Watts)	0.1167	0.1205	0.1327	0.1175	0.1164	0.1033	0.1159	0.1076	0.1239
EIRP(dBm)	21.31	21.45	21.87	21.34	21.30	20.78	21.28	20.96	21.57
EIRP(Watts)	0.1352	0.1396	0.1538	0.1361	0.1349	0.1197	0.1343	0.1247	0.1435

LTE Band 66 (GT - LC = 0.64 dB) 64QAM									
Bandwidth	10M			15M			20M		
Channel	132022	132322	132622	132047	132322	132597	132072	132322	132572
	(Low)	(Mid)	(High)	(Low)	(Mid)	(High)	(Low)	(Mid)	(Mid)
Frequency (MHz)	1715	1745	1775	1717.5	1745	1772.5	1720	1745	1770
Conducted Power (dBm)	20.15	20.33	20.51	20.12	20.37	21.04	20.90	20.62	21.09
Conducted Power (Watts)	0.1035	0.1079	0.1125	0.1028	0.1089	0.1271	0.1230	0.1153	0.1285
EIRP(dBm)	20.79	20.97	21.15	20.76	21.01	21.68	21.54	21.26	21.73
EIRP(Watts)	0.1199	0.1250	0.1303	0.1191	0.1262	0.1472	0.1426	0.1337	0.1489

Peak-to-Average Ratio

Mode	LTE Band 2 / 20MHz				
Mod.	QPSK		16QAM		Limit: 13dB
RB Size	1RB	Full RB	1RB	Full RB	Result
Lowest CH	4.55	5.65	5.74	6.52	PASS
Middle CH	5.77	5.68	6.78	6.58	
Highest CH	5.54	5.74	6.64	6.64	
Mod.	64QAM		Limit: 13dB		
RB Size	1RB	Full RB	Result		
Lowest CH	7.22	6.78	PASS		
Middle CH	7.65	6.87			
Highest CH	7.71	6.9			

Mode	LTE Band 5 / 10MHz				
Mod.	QPSK		16QAM		Limit: 13dB
RB Size	1RB	Full RB	1RB	Full RB	Result
Lowest CH	5.42	5.30	6.58	6.12	PASS
Middle CH	5.54	5.42	6.26	6.12	
Highest CH	4.81	5.36	6.58	6.06	
Mod.	64QAM		Limit: 13dB		
RB Size	1RB	Full RB	Result		
Lowest CH	6.55	6.46	PASS		
Middle CH	6.52	6.49			
Highest CH	6.46	6.38			

Mode	LTE Band 7 / 20MHz				
Mod.	QPSK		16QAM		Limit: 13dB
RB Size	1RB	Full RB	1RB	Full RB	Result
Lowest CH	4.84	5.07	6.29	5.86	PASS
Middle CH	5.33	5.39	6.06	6.26	
Highest CH	5.01	5.42	6.03	6.26	
Mod.	64QAM		Limit: 13dB		
RB Size	1RB	Full RB	Result		
Lowest CH	5.01	6.14	PASS		
Middle CH	6.17	6.38			
Highest CH	5.74	6.58			

Mode	LTE Band 12 / 10MHz				
Mod.	QPSK		16QAM		Limit: 13dB
RB Size	1RB	Full RB	1RB	Full RB	Result
Lowest CH	3.91	4.93	5.25	5.77	PASS
Middle CH	4.46	4.99	5.68	5.86	
Highest CH	4.52	4.93	5.30	5.77	
Mod.	64QAM		Limit: 13dB		
RB Size	1RB	Full RB	Result		
Lowest CH	5.10	6.20	PASS		
Middle CH	6.03	6.17			
Highest CH	5.83	6.17			

Mode	LTE Band 66 / 20MHz				
Mod.	QPSK		16QAM		Limit: 13dB
RB Size	1RB	Full RB	1RB	Full RB	Result
Lowest CH	5.16	5.42	6.41	6.32	PASS
Middle CH	5.51	5.74	5.94	6.46	
Highest CH	5.68	5.48	6.41	6.41	
Mod.	64QAM		Limit: 13dB		
RB Size	1RB	Full RB	Result		
Lowest CH	5.65	6.23	PASS		
Middle CH	5.71	6.58			
Highest CH	6.23	6.26			

LTE Band 2 / 20MHz / QPSK

Lowest Channel / 1RB

Lowest Channel / Full RB

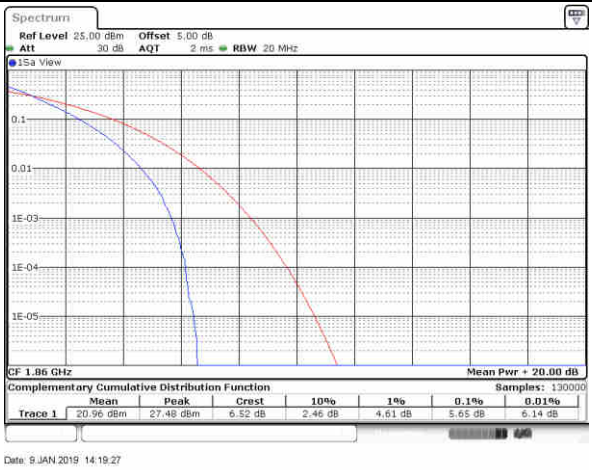

Middle Channel / 1RB

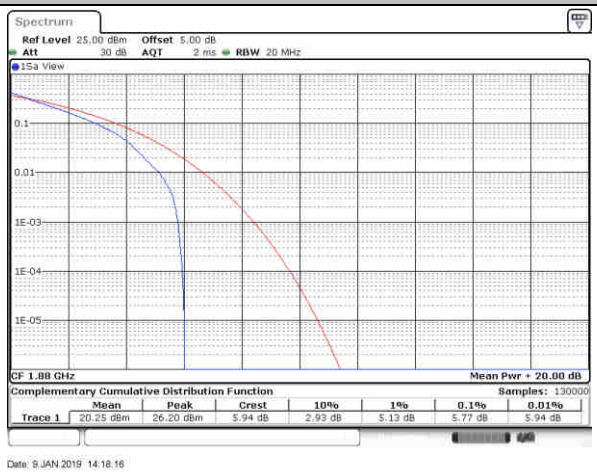

Middle Channel / Full RB

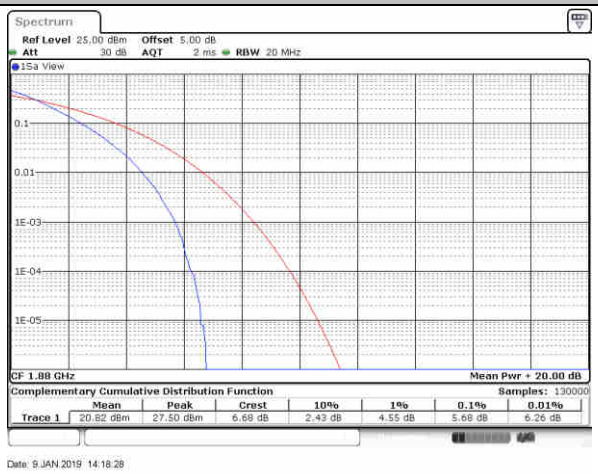

Highest Channel / 1RB

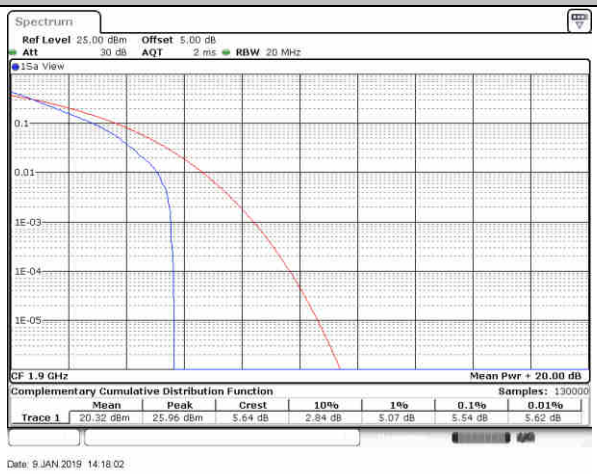

Highest Channel / Full RB

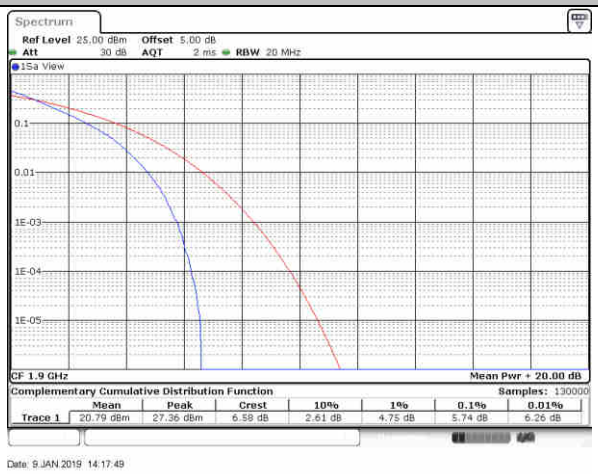

LTE Band 2 / 20MHz / 16QAM

Lowest Channel / 1RB

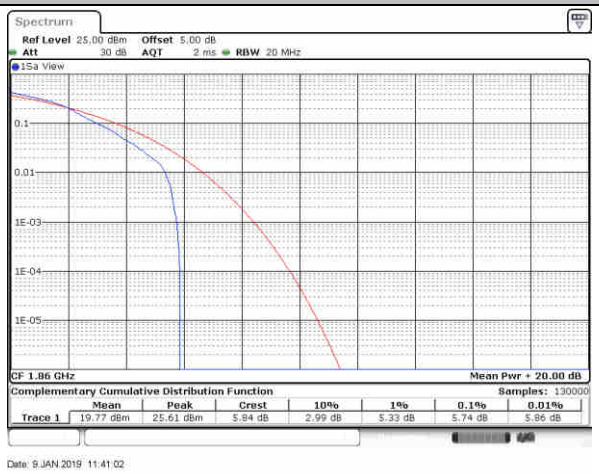

Lowest Channel / Full RB

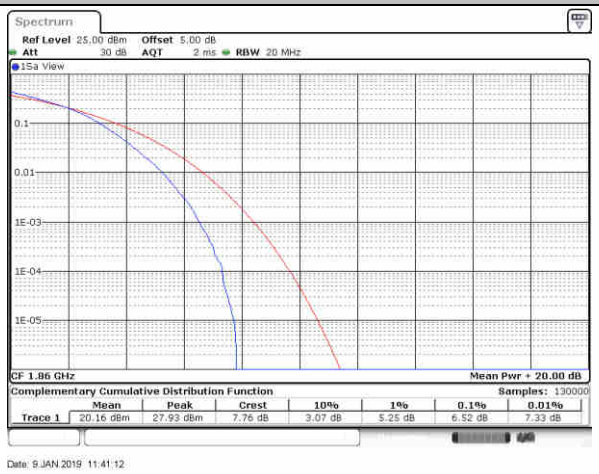

Middle Channel / 1RB

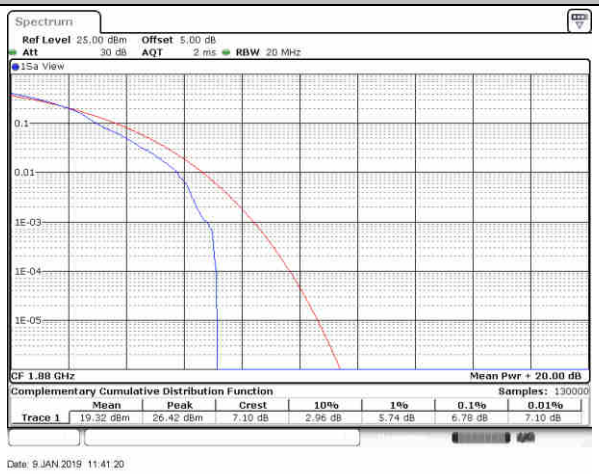

Middle Channel / Full RB

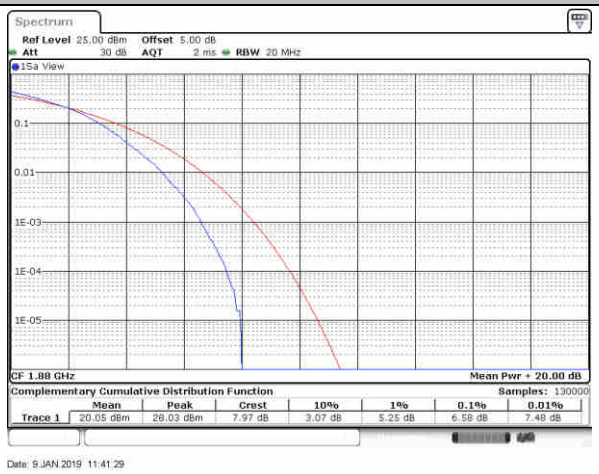

Highest Channel / 1RB

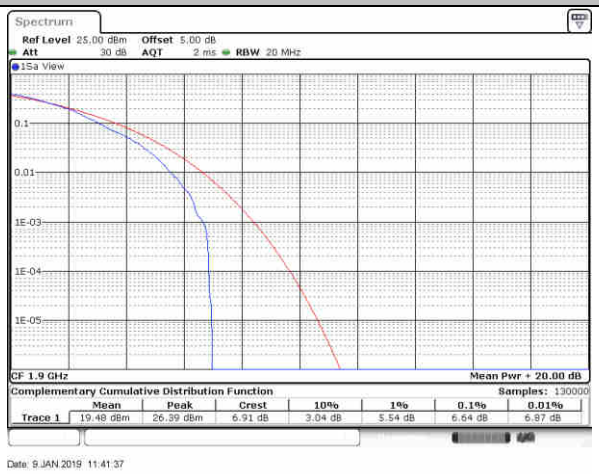

Highest Channel / Full RB

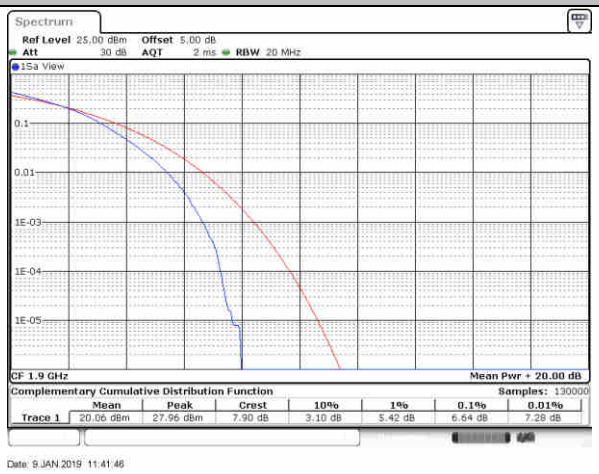

LTE Band 2 / 20MHz / 64QAM

Lowest Channel / 1RB

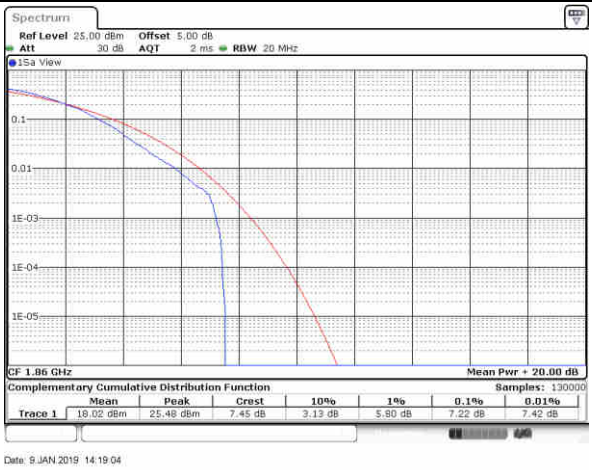

Lowest Channel / Full RB

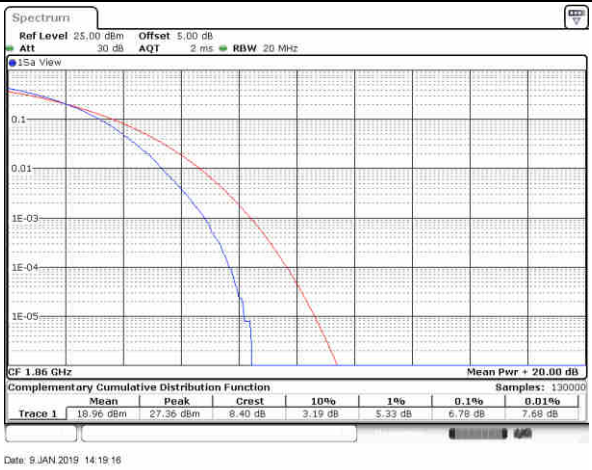

Middle Channel / 1RB

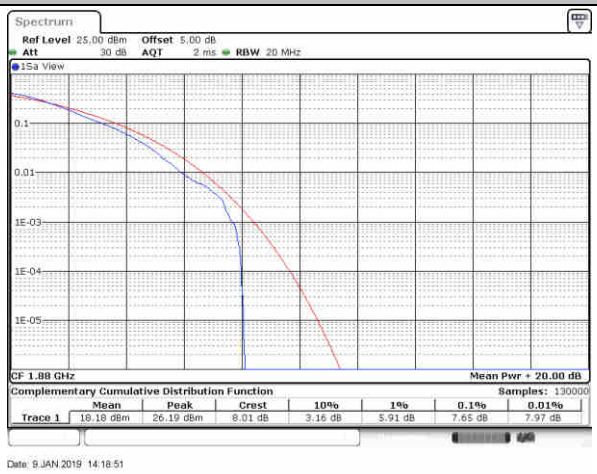

Middle Channel / Full RB

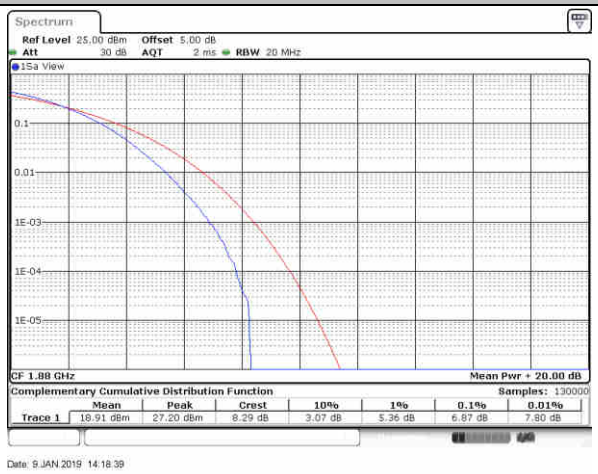

Highest Channel / 1RB

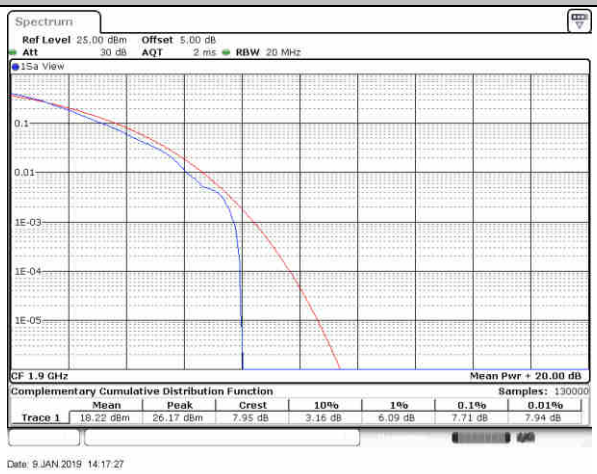

Highest Channel / Full RB

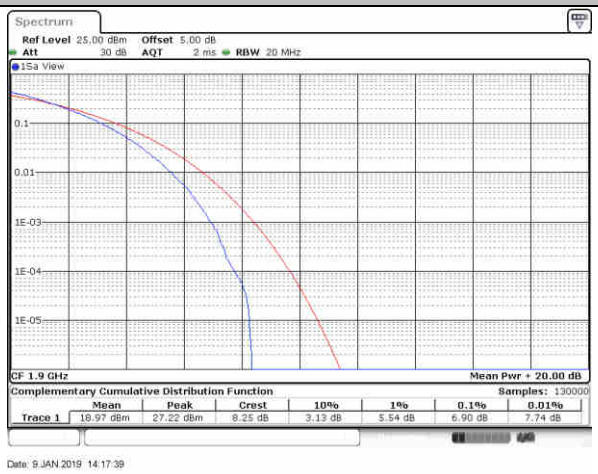

LTE Band 5 / 10MHz / QPSK

Lowest Channel / 1RB

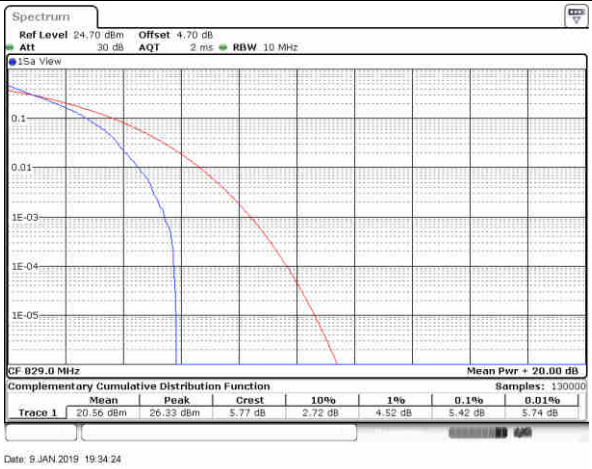

Lowest Channel / Full RB

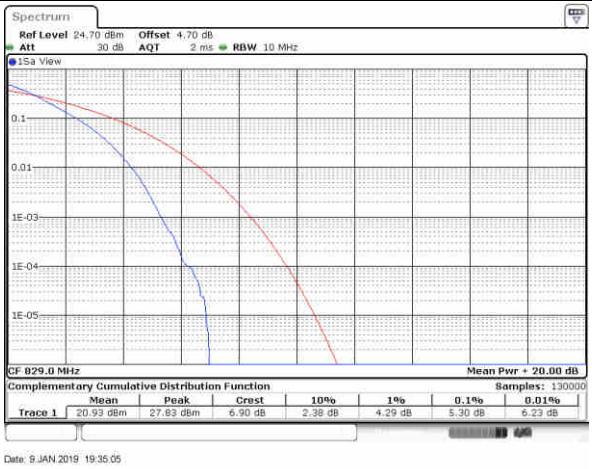

Middle Channel / 1RB

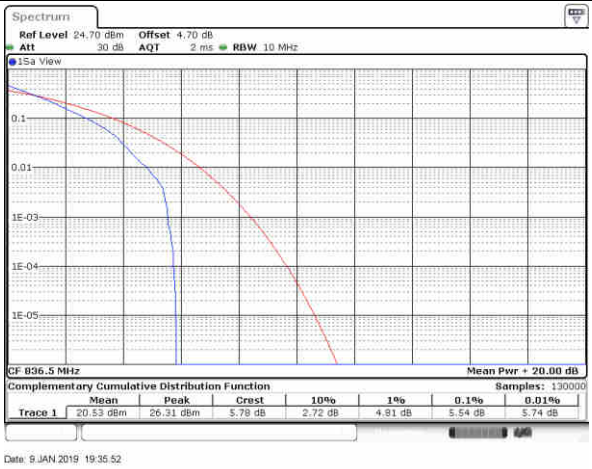

Middle Channel / Full RB

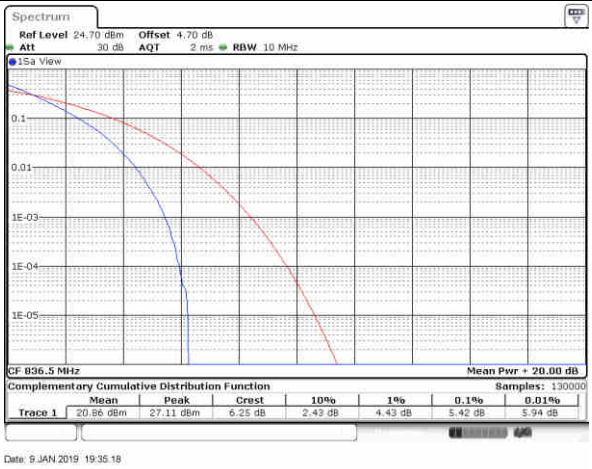

Highest Channel / 1RB

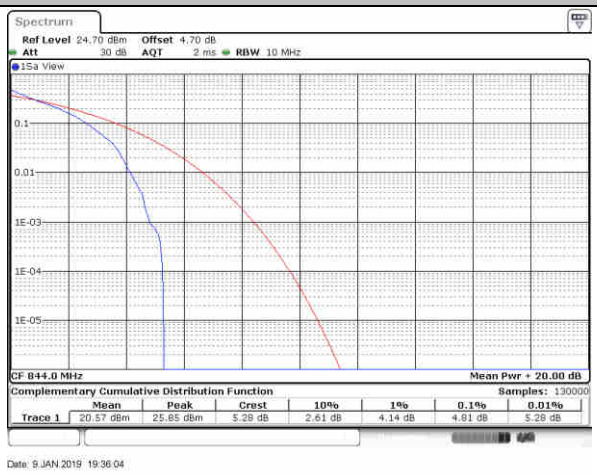

Highest Channel / Full RB

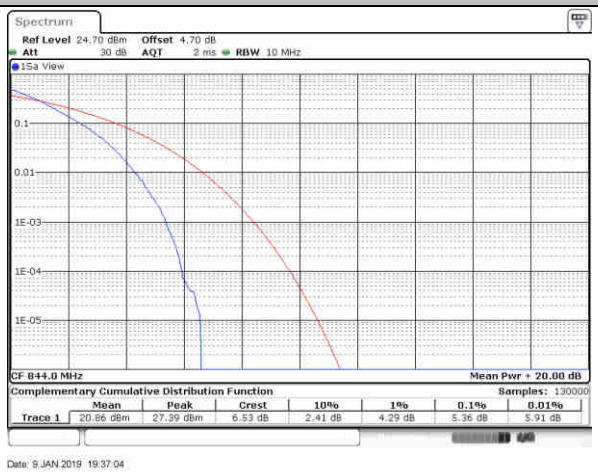

LTE Band 5 / 10MHz / 16QAM

Lowest Channel / 1RB

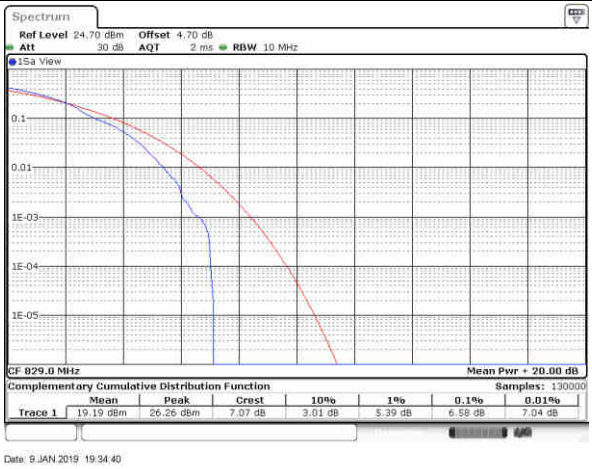

Lowest Channel / Full RB

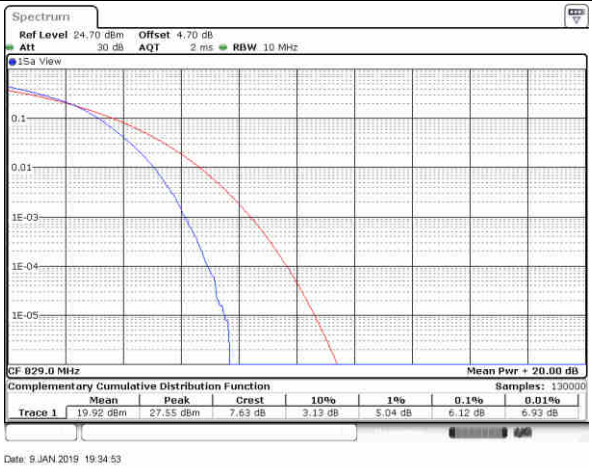

Middle Channel / 1RB

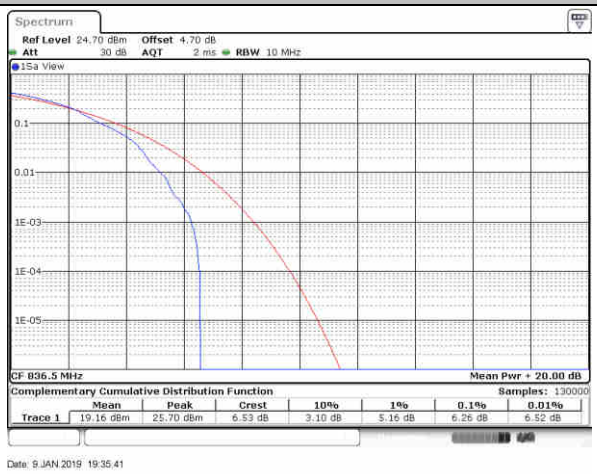

Middle Channel / Full RB

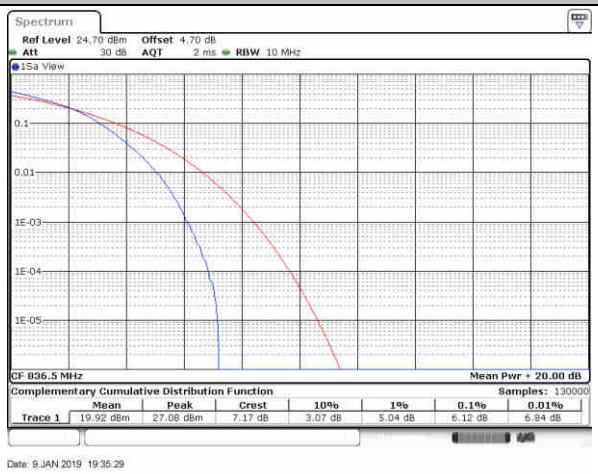

Highest Channel / 1RB

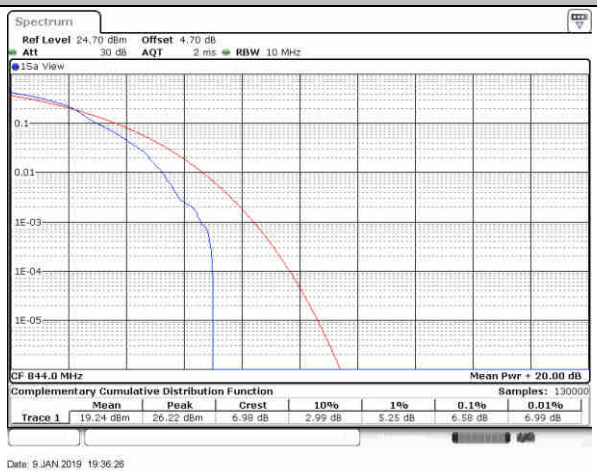

Highest Channel / Full RB

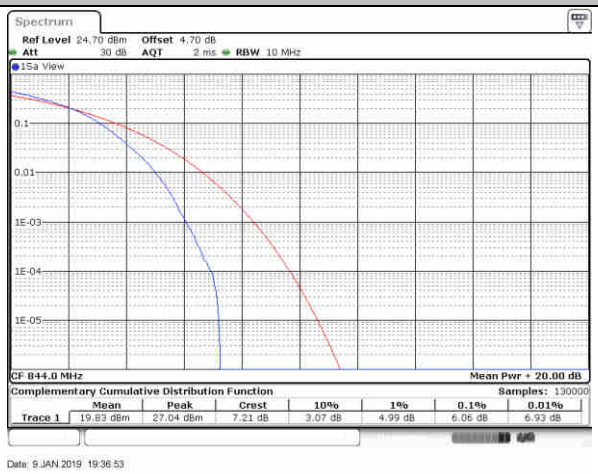

LTE Band 5 / 10MHz / 64QAM

Lowest Channel / 1RB

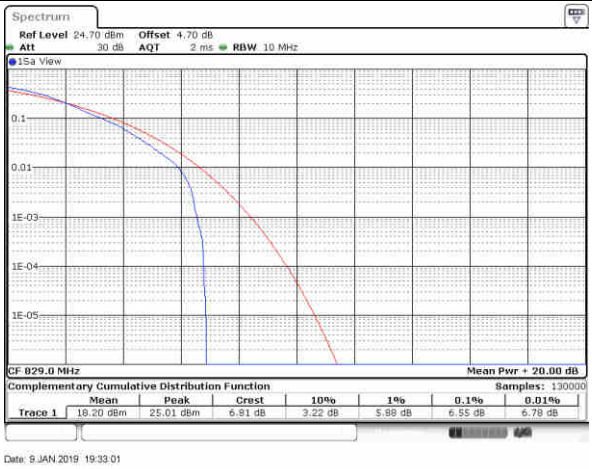

Lowest Channel / Full RB

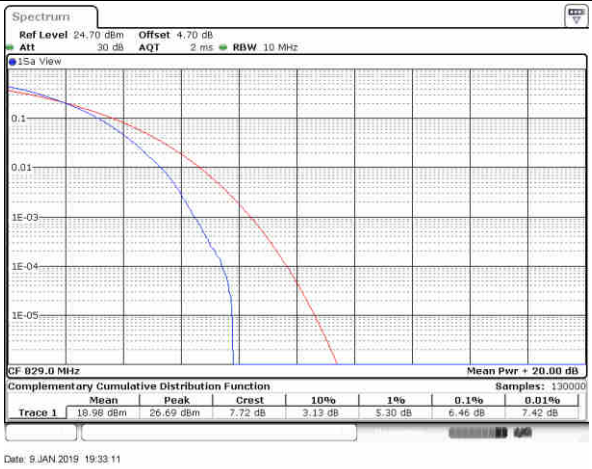

Middle Channel / 1RB

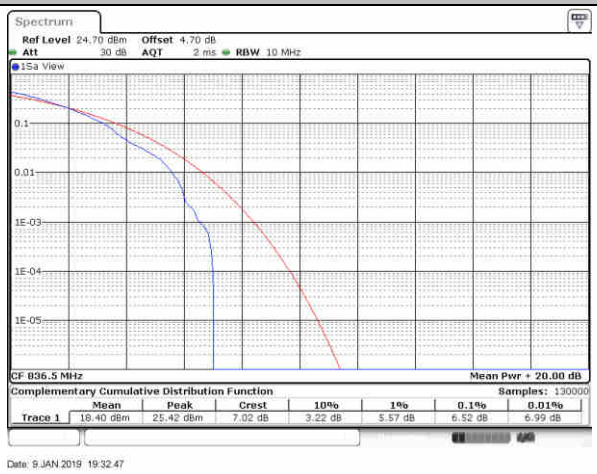

Middle Channel / Full RB

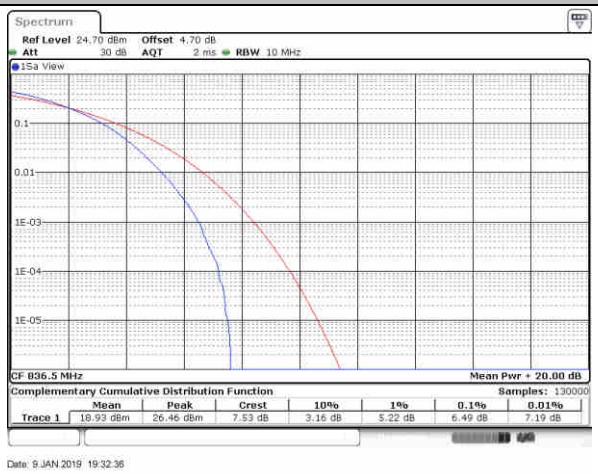

Highest Channel / 1RB

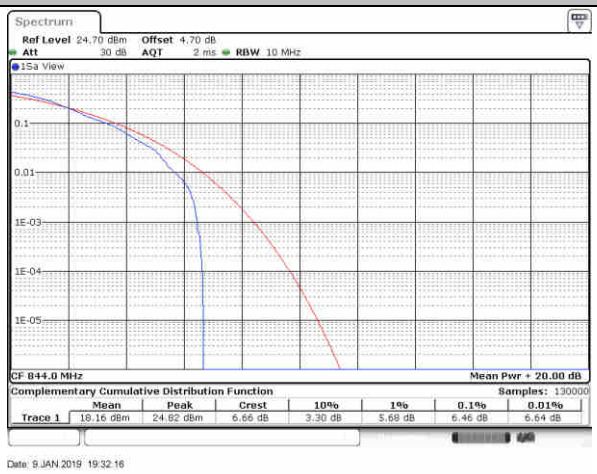

Highest Channel / Full RB

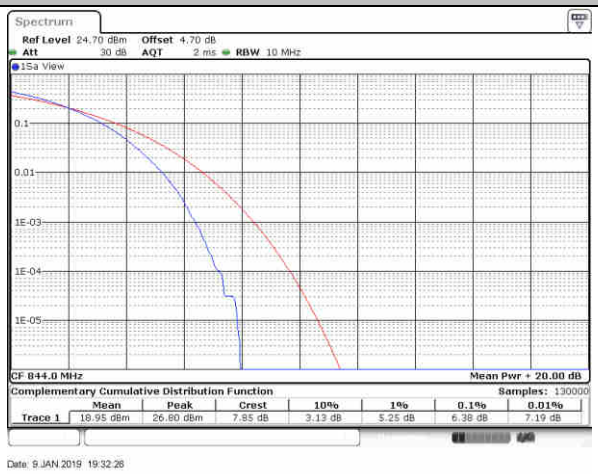

LTE Band 7 / 20MHz / QPSK

Lowest Channel / 1RB

Lowest Channel / Full RB

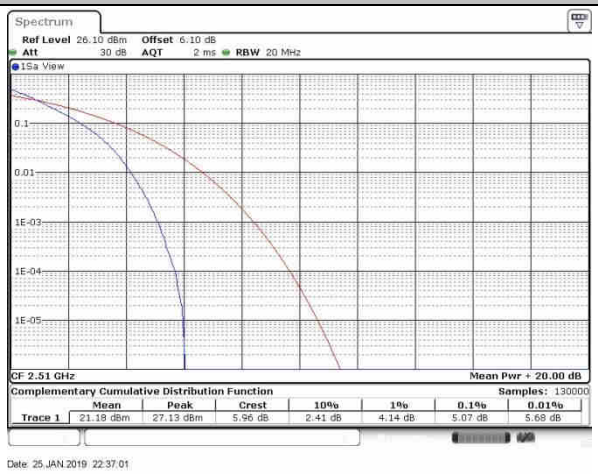

Middle Channel / 1RB

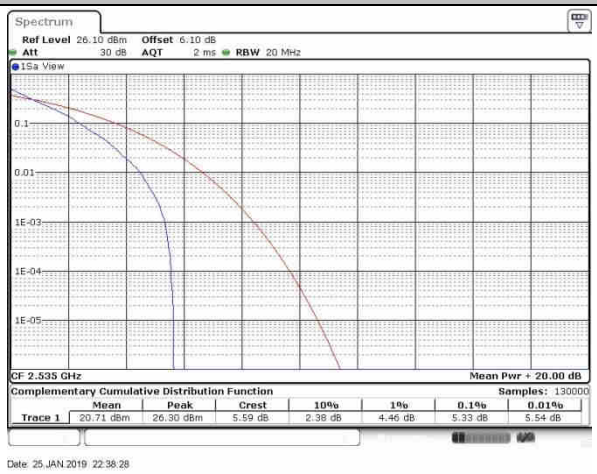

Middle Channel / Full RB

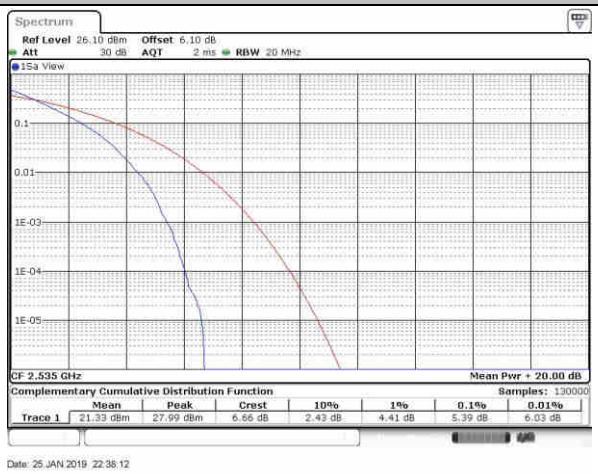

Highest Channel / 1RB

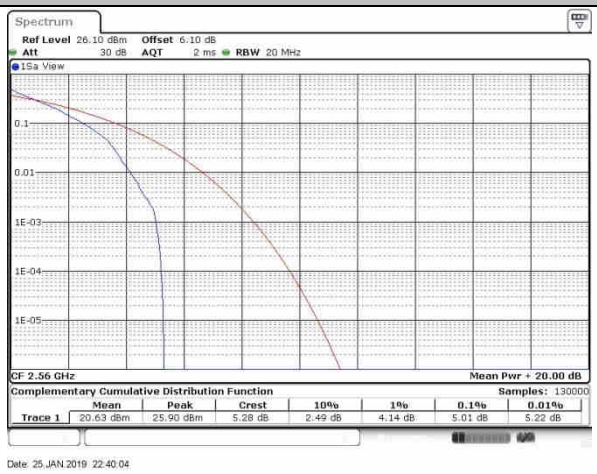

Highest Channel / Full RB

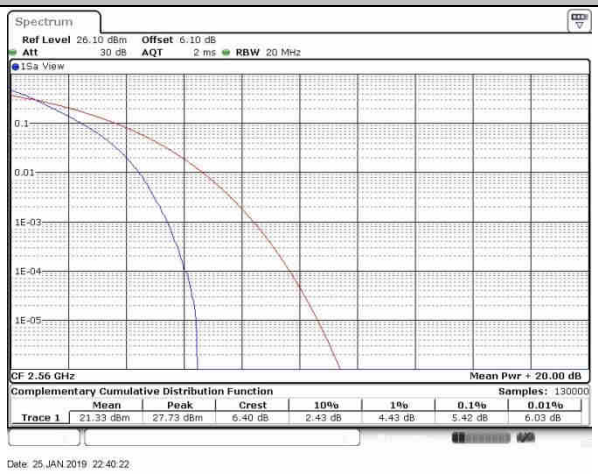

LTE Band 7 / 20MHz / 16QAM

Lowest Channel / 1RB

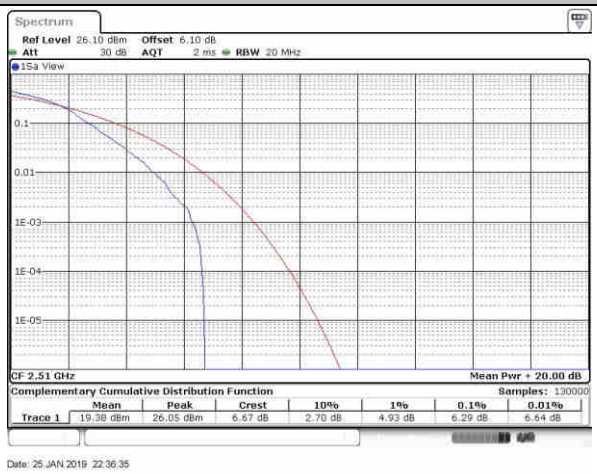

Lowest Channel / Full RB

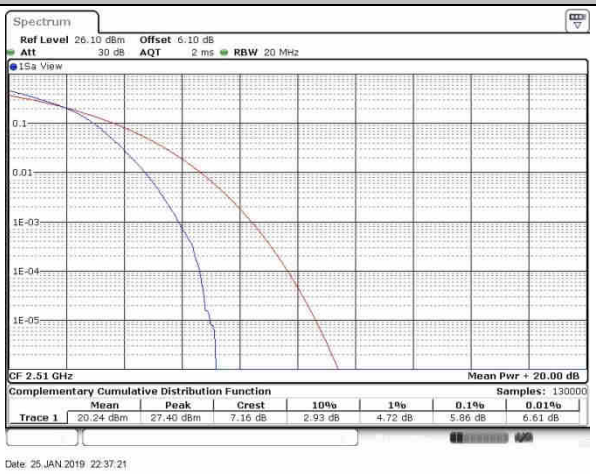

Middle Channel / 1RB

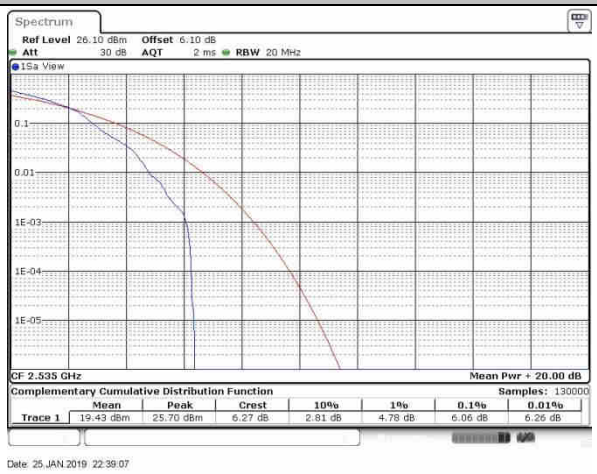

Middle Channel / Full RB

Highest Channel / 1RB

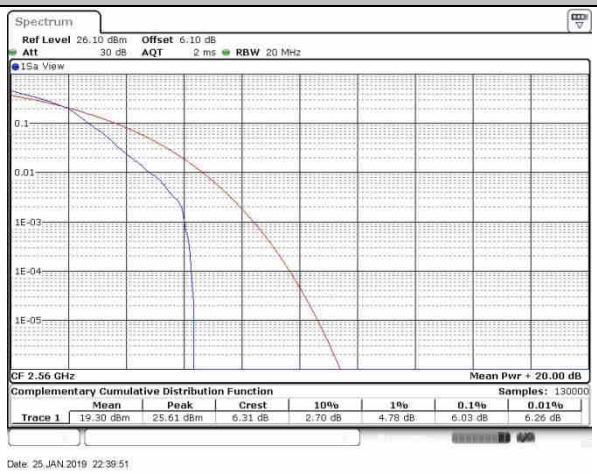

Highest Channel / Full RB

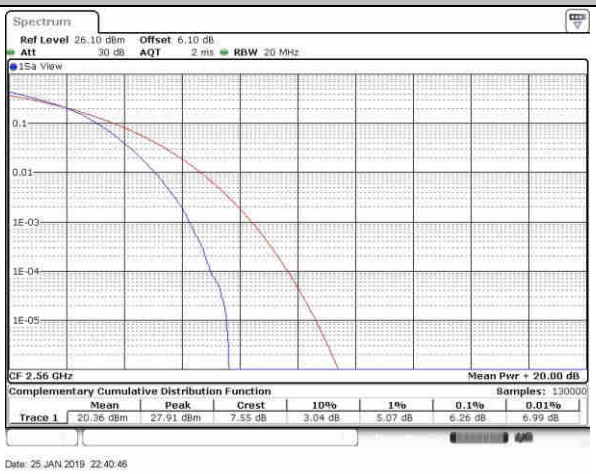

LTE Band 7 / 20MHz / 64QAM

Lowest Channel / 1RB

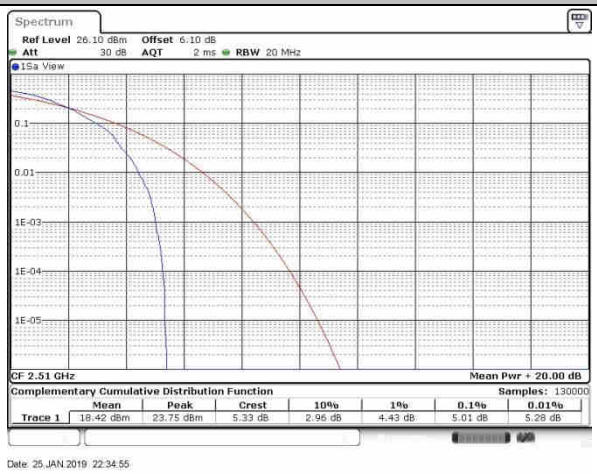

Lowest Channel / Full RB

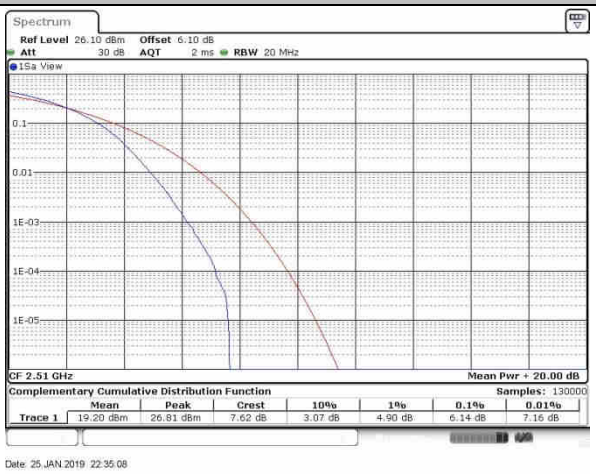

Middle Channel / 1RB

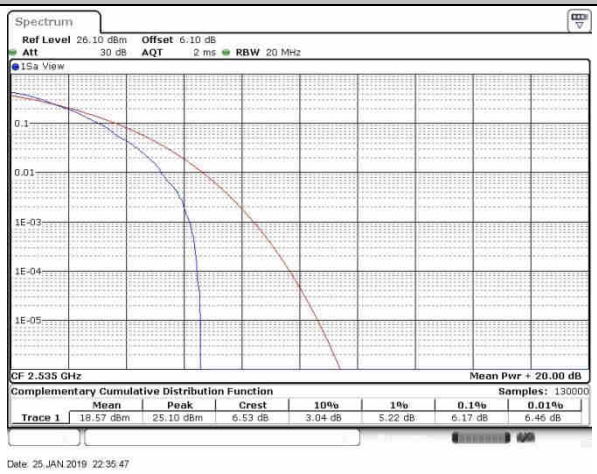

Middle Channel / Full RB

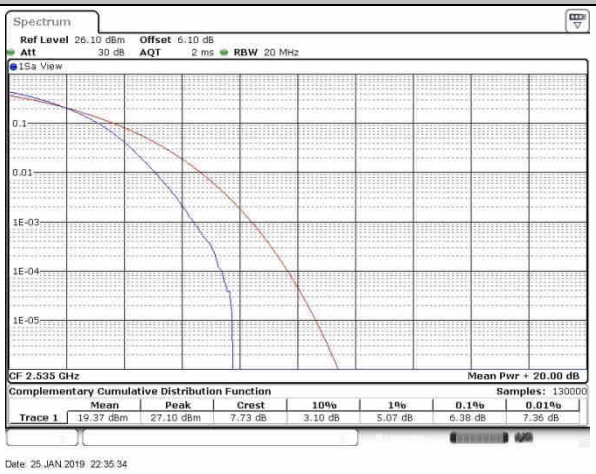

Highest Channel / 1RB

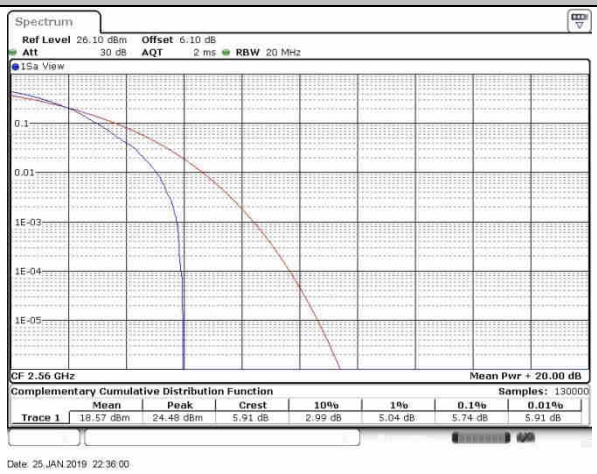

Highest Channel / Full RB

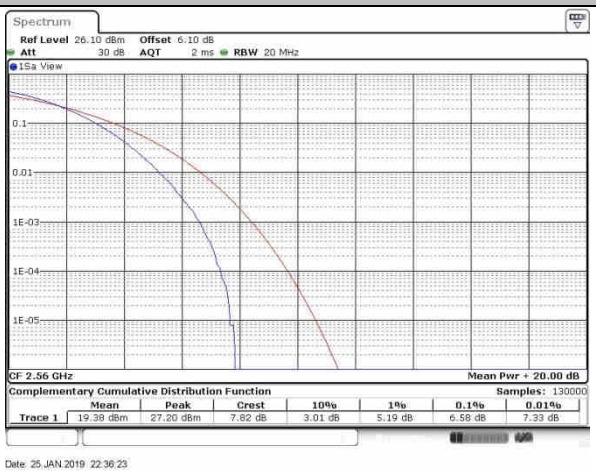

LTE Band 12 / 10MHz / QPSK

Lowest Channel / 1RB

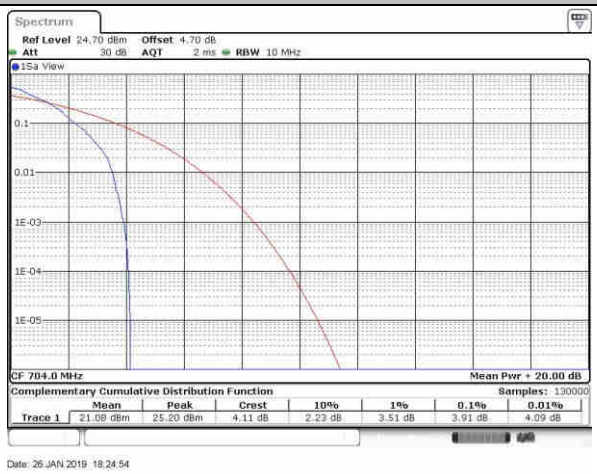

Lowest Channel / Full RB

Middle Channel / 1RB

Middle Channel / Full RB

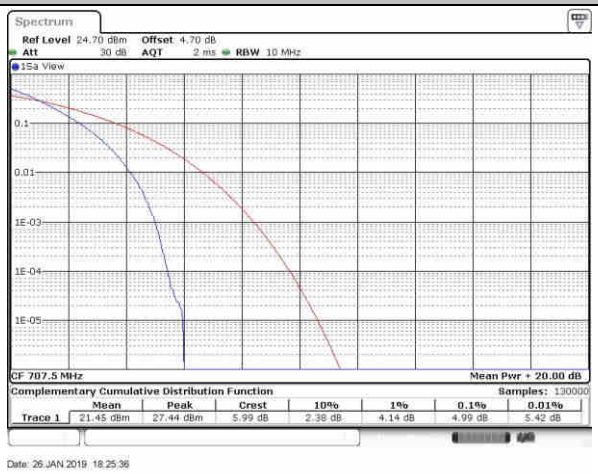

Highest Channel / 1RB

Highest Channel / Full RB

LTE Band 12 / 10MHz / 16QAM

Lowest Channel / 1RB

Lowest Channel / Full RB

Middle Channel / 1RB

Middle Channel / Full RB

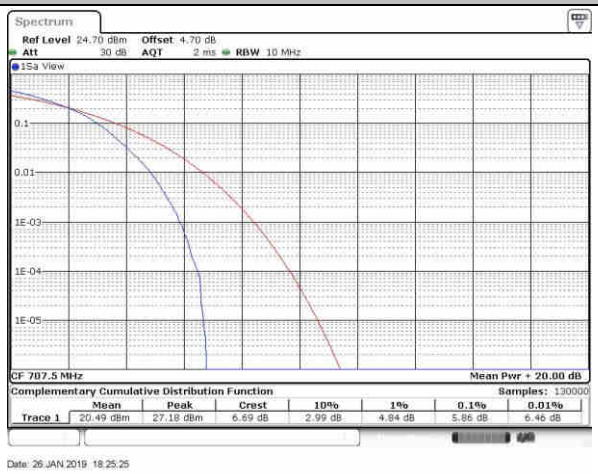

Highest Channel / 1RB

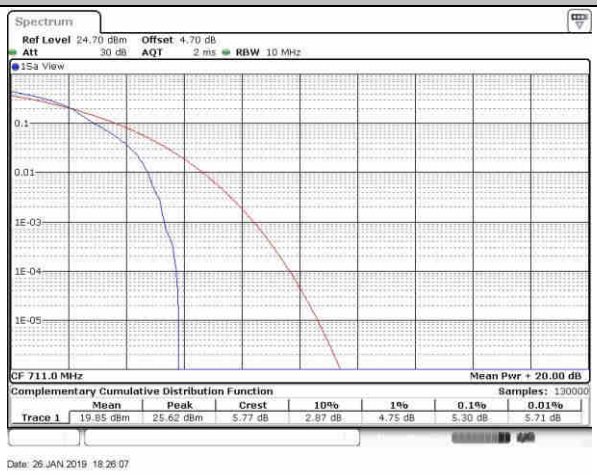

Highest Channel / Full RB

LTE Band 12 / 10MHz / 64QAM

Lowest Channel / 1RB

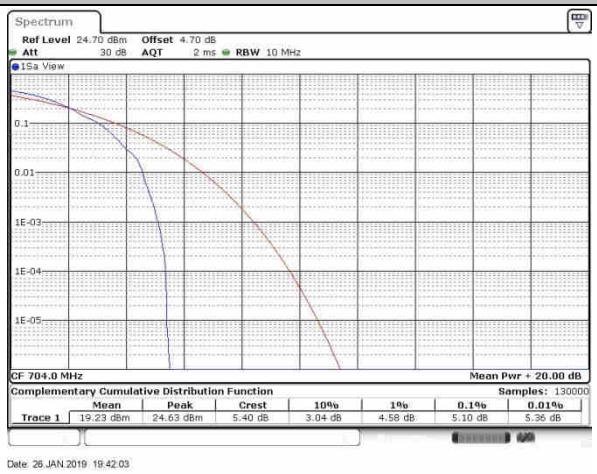

Lowest Channel / Full RB

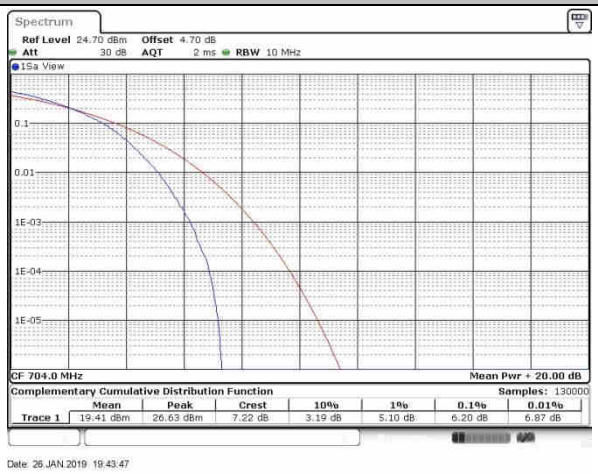

Middle Channel / 1RB

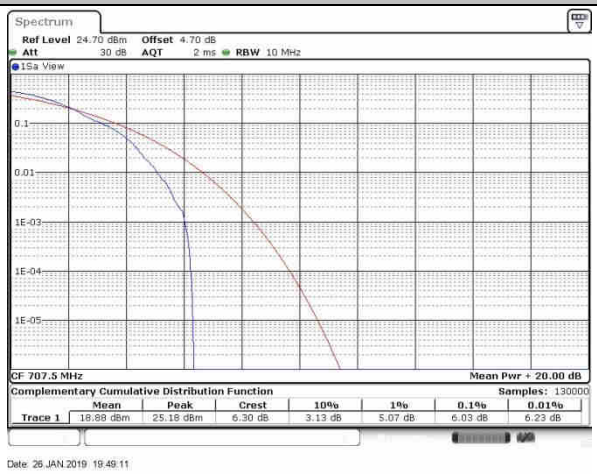

Middle Channel / Full RB

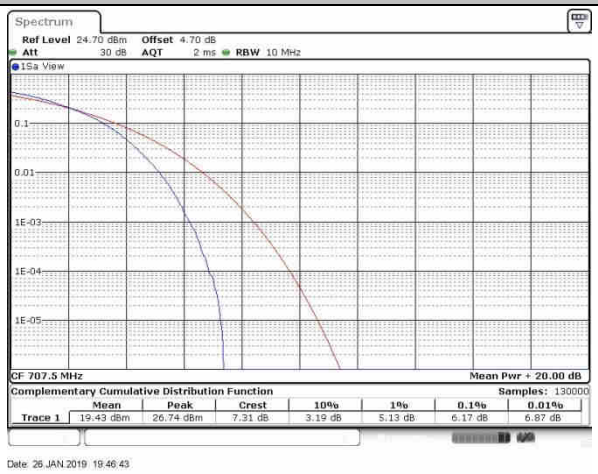

Highest Channel / 1RB

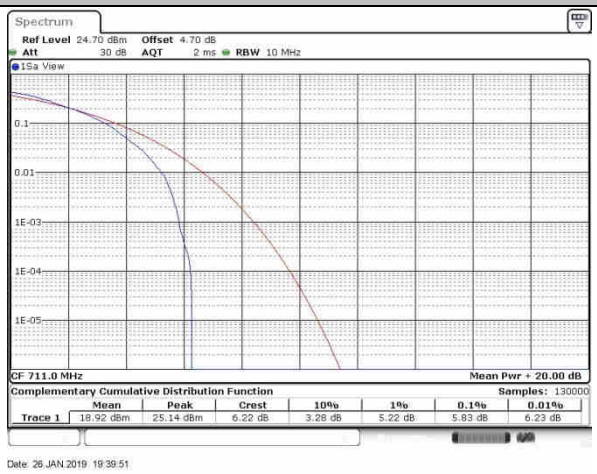

Highest Channel / Full RB

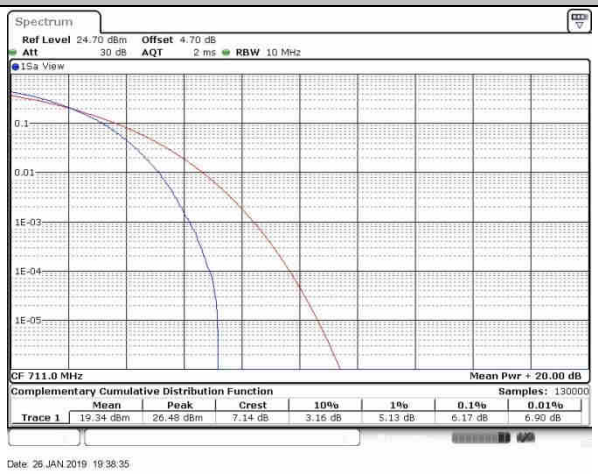

LTE Band 66 / 20MHz / QPSK

Lowest Channel / 1RB

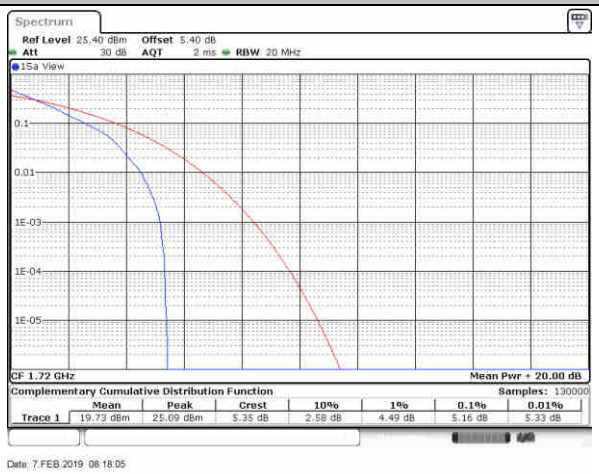

Lowest Channel / Full RB

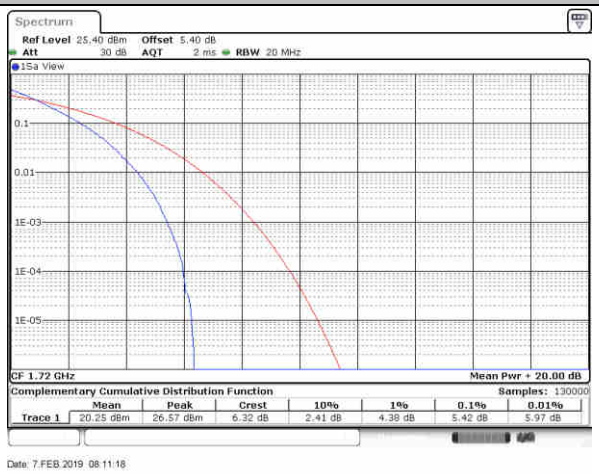

Middle Channel / 1RB

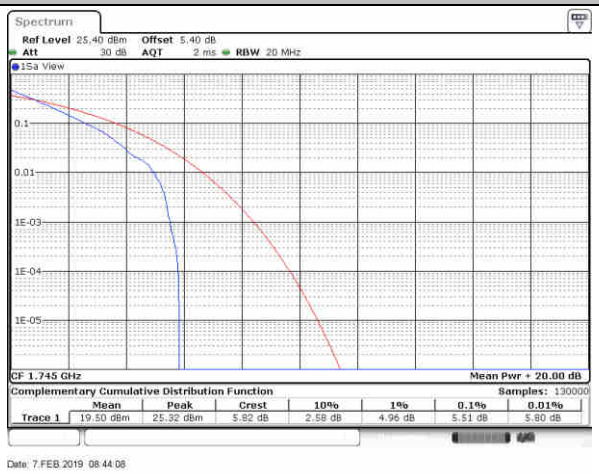

Middle Channel / Full RB

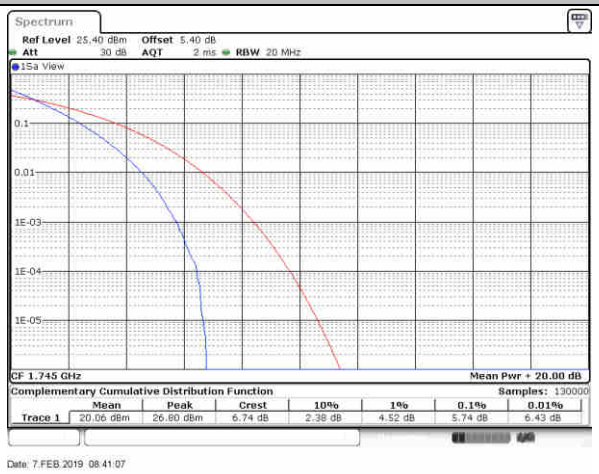

Highest Channel / 1RB

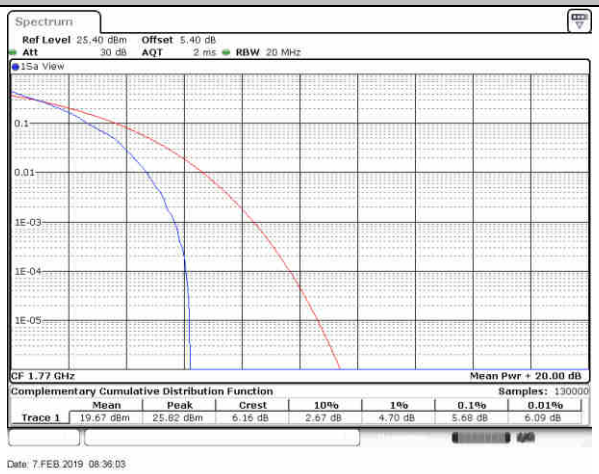

Highest Channel / Full RB

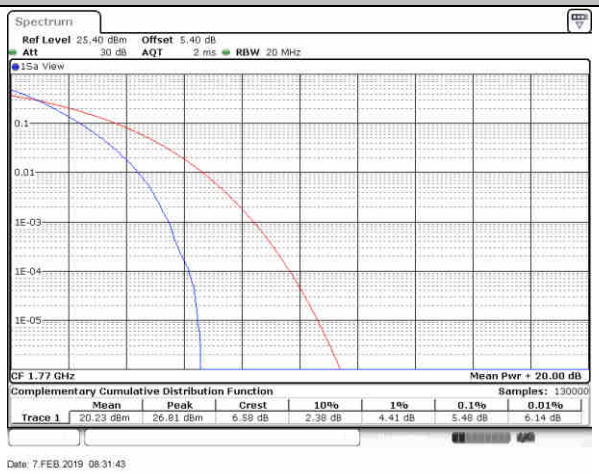

LTE Band 66 / 20MHz / 16QAM

Lowest Channel / 1RB

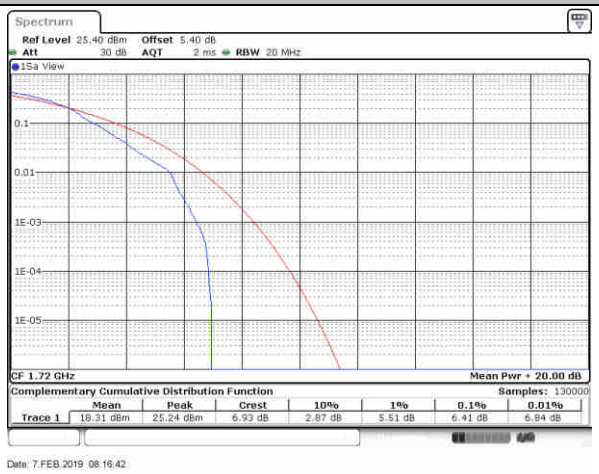

Lowest Channel / Full RB

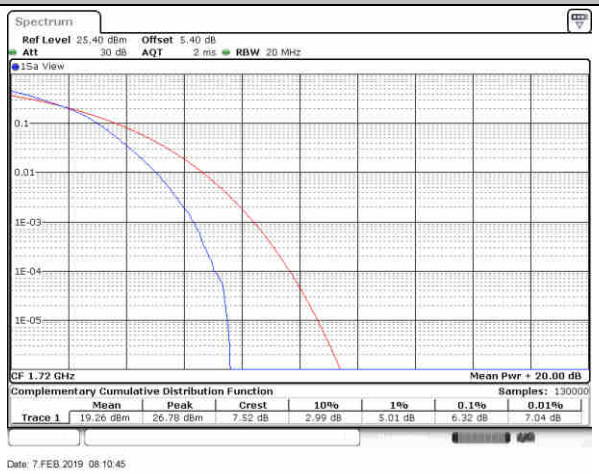

Middle Channel / 1RB

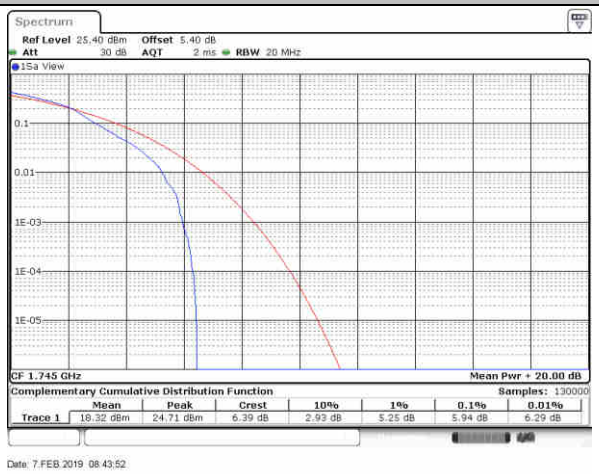

Middle Channel / Full RB

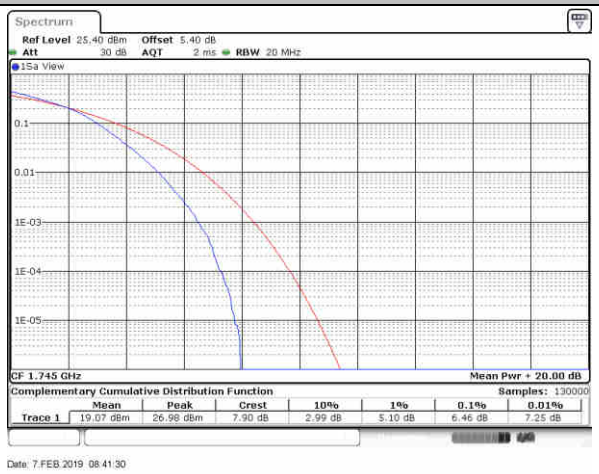

Highest Channel / 1RB

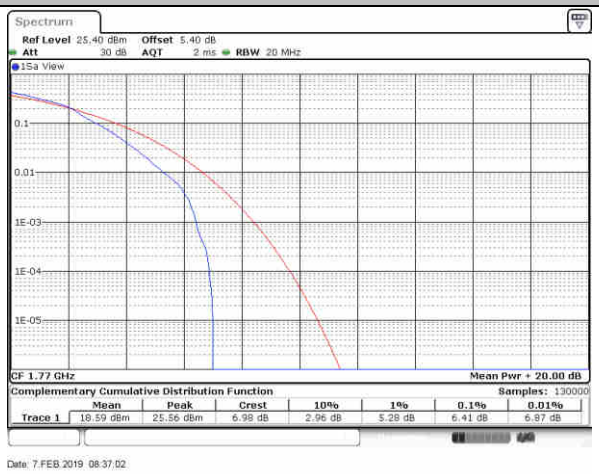

Highest Channel / Full RB

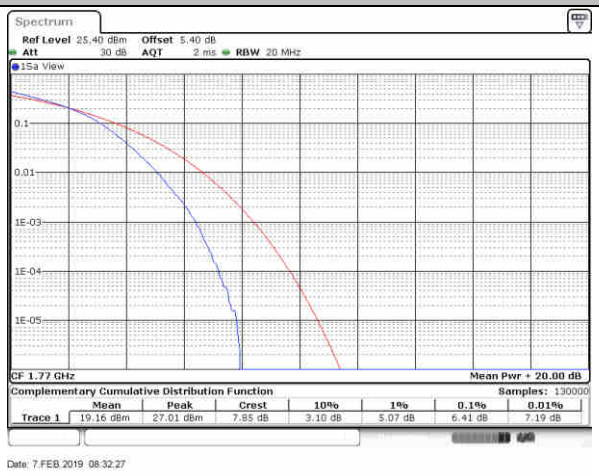

LTE Band 66 / 20MHz / 64QAM

Lowest Channel / 1RB

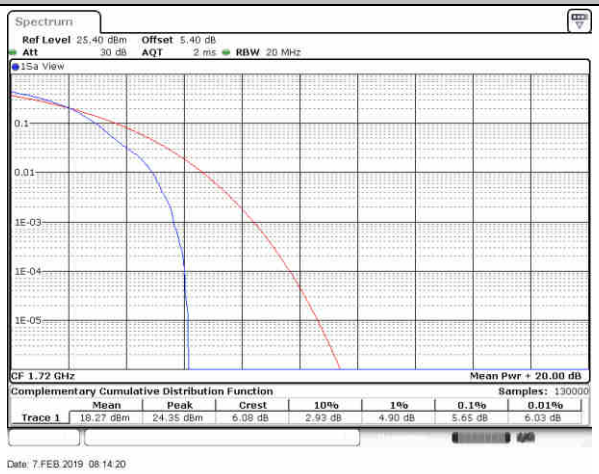

Lowest Channel / Full RB

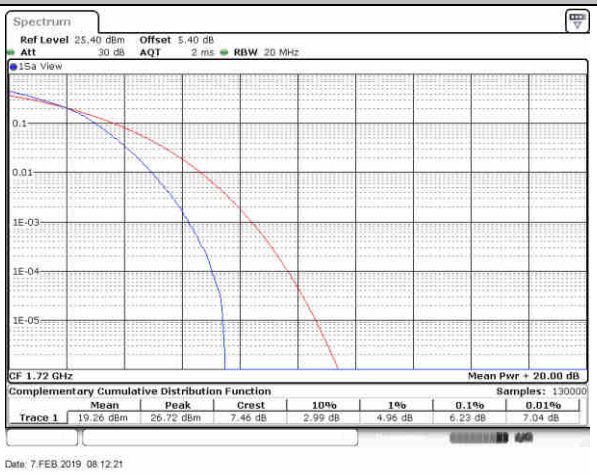

Middle Channel / 1RB

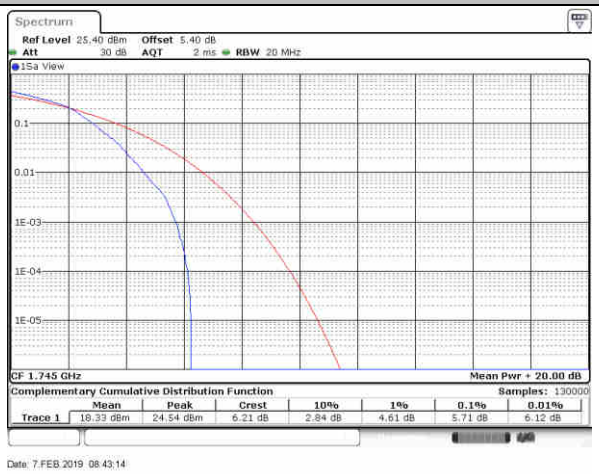

Middle Channel / Full RB

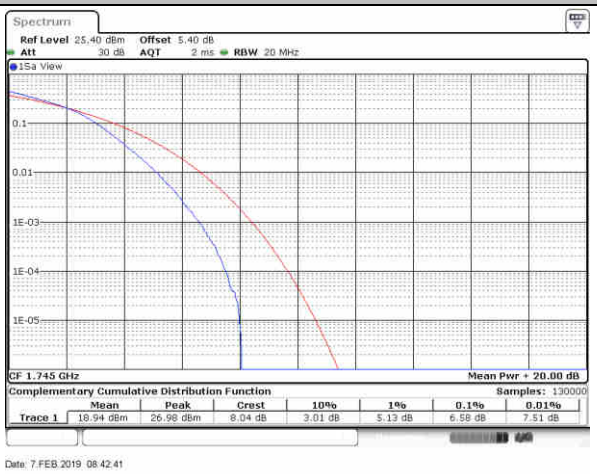

Highest Channel / 1RB

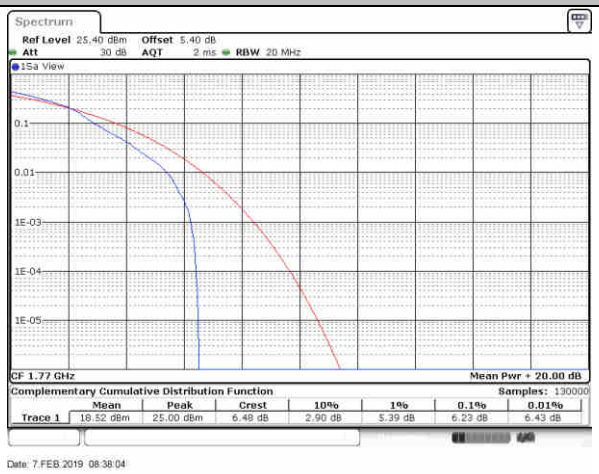

Highest Channel / Full RB

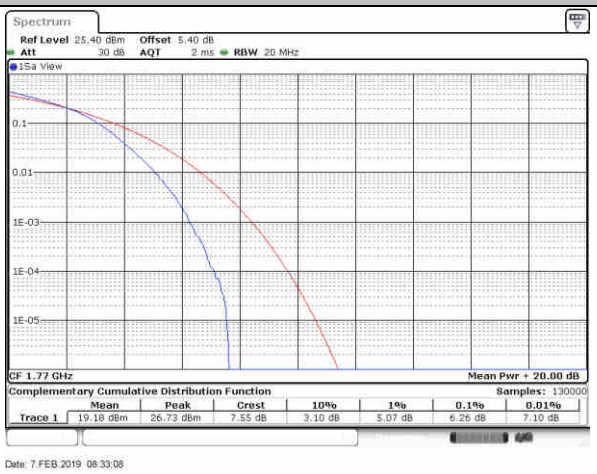

26dB Bandwidth

Mode	LTE Band 2 : 26dB BW(MHz)											
BW	1.4MHz		3MHz		5MHz		10MHz		15MHz		20MHz	
Mod.	QPSK	16QAM	QPSK	16QAM	QPSK	16QAM	QPSK	16QAM	QPSK	16QAM	QPSK	16QAM
Lowest CH	1.3063	1.3091	3.0689	3.0569	5.085	5.275	10.25	10.01	15.165	14.595	20.1	20.1
Middle CH	1.2979	1.3175	3.0989	3.027	5.375	5.215	9.65	9.95	14.835	14.715	20.34	20.02
Highest CH	1.3035	1.3371	3.0869	3.1049	5.135	5.265	10.17	9.89	14.805	14.955	20.14	20.859
BW	1.4MHz		3MHz		5MHz		10MHz		15MHz		20MHz	
Mod.	64QAM		64QAM		64QAM		64QAM		64QAM		64QAM	
Lowest CH	1.3399		3.1409		5.115		9.93		14.925		20.42	
Middle CH	1.3007		3.0629		5.045		10.01		14.685		20.42	
Highest CH	1.2951		3.0989		5.265		9.89		14.955		20.22	

Mode	LTE Band 5 : 26dB BW(MHz)											
BW	1.4MHz		3MHz		5MHz		10MHz		15MHz		20MHz	
Mod.	QPSK	16QAM	QPSK	16QAM	QPSK	16QAM	QPSK	16QAM	QPSK	16QAM	QPSK	16QAM
Lowest CH	1.2755	1.3343	3.1648	3.0869	5.065	5.295	10.45	9.75	-	-	-	-
Middle CH	1.2503	1.2979	3.1289	3.045	4.965	5.215	9.71	9.99	-	-	-	-
Highest CH	1.2755	1.3147	3.0509	3.021	4.955	5.025	10.21	10.13	-	-	-	-
BW	1.4MHz		3MHz		5MHz		10MHz		15MHz		20MHz	
Mod.	64QAM		64QAM		64QAM		64QAM		64QAM		64QAM	
Lowest CH	1.2755		3.0569		5.315		9.85		-		-	
Middle CH	1.3119		3.0749		5.145		10.629		-		-	
Highest CH	1.3035		3.0629		4.905		10.21		-		-	

Mode	LTE Band 7 : 26dB BW(MHz)											
BW	5MHz		10MHz		15MHz		20MHz		5MHz	10MHz	15MHz	20MHz
Mod.	QPSK	16QAM	QPSK	16QAM	QPSK	16QAM	QPSK	16QAM	64QAM	64QAM	64QAM	64QAM
Lowest CH	4.915	5.325	9.97	10.31	15.075	14.625	20.18	20.38	5.195	9.89	15.135	20.14
Middle CH	5.365	5.125	9.91	9.95	14.595	14.835	20.899	20.26	5.145	9.89	15.075	20.18
Highest CH	5.125	5.245	10.19	10.17	14.985	15.015	20.34	20.14	5.185	10.15	14.655	20.14

Mode	LTE Band 12 : 26dB BW(MHz)											
BW	1.4MHz		3MHz		5MHz		10MHz		1.4MHz	3MHz	5MHz	10MHz
Mod.	QPSK	16QAM	QPSK	16QAM	QPSK	16QAM	QPSK	16QAM	64QAM	64QAM	64QAM	64QAM
Lowest CH	1.284	1.320	3.081	3.135	4.915	5.025	9.93	10.23	1.287	3.147	5.045	10.49
Middle CH	1.304	1.304	3.153	3.099	5.425	5.115	9.93	10.01	1.284	3.063	5.415	10.17
Highest CH	1.301	1.312	3.087	3.171	5.345	4.905	10.01	10.25	1.287	3.093	5.205	10.09

Mode	LTE Band 66 : 26dB BW(MHz)											
BW	1.4MHz		3MHz		5MHz		10MHz		15MHz		20MHz	
Mod.	QPSK	16QAM	QPSK	16QAM	QPSK	16QAM	QPSK	16QAM	QPSK	16QAM	QPSK	16QAM
Lowest CH	1.278	1.29	3.147	3.117	5.245	5.225	9.97	9.75	14.775	14.476	20.14	20.1
Middle CH	1.304	1.29	3.159	3.093	5.255	5.045	9.91	10.05	14.446	14.685	20.699	20.22
Highest CH	1.32	1.317	3.105	3.063	5.195	5.145	10.17	9.63	14.476	14.745	20.22	20.1
BW	1.4MHz		3MHz		5MHz		10MHz		15MHz		20MHz	
Mod.	64QAM		64QAM		64QAM		64QAM		64QAM		64QAM	
Lowest CH	1.292		3.159		5.305		10.15		14.865		20.22	
Middle CH	1.298		3.105		5.135		9.91		15.075		20.46	
Highest CH	1.273		3.099		5.145		10.23		15.075		20.18	

LTE Band 2

Lowest Channel / 1.4MHz / QPSK

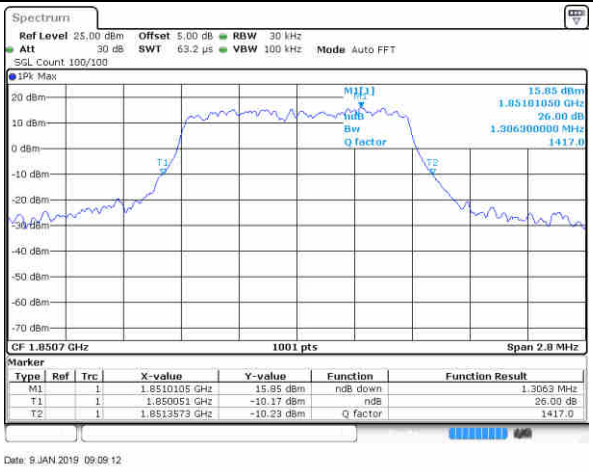

Lowest Channel / 1.4MHz / 16QAM

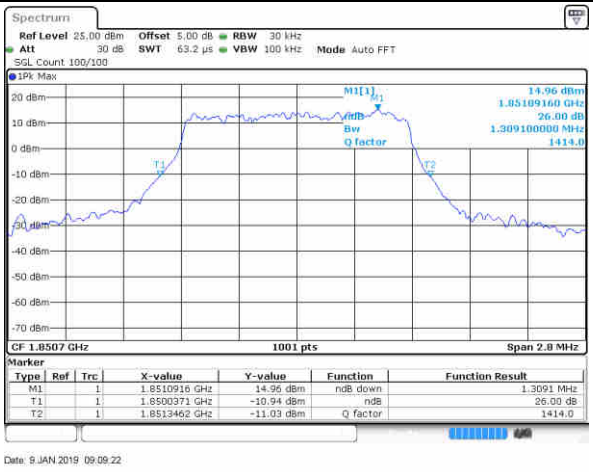

Middle Channel / 1.4MHz / QPSK

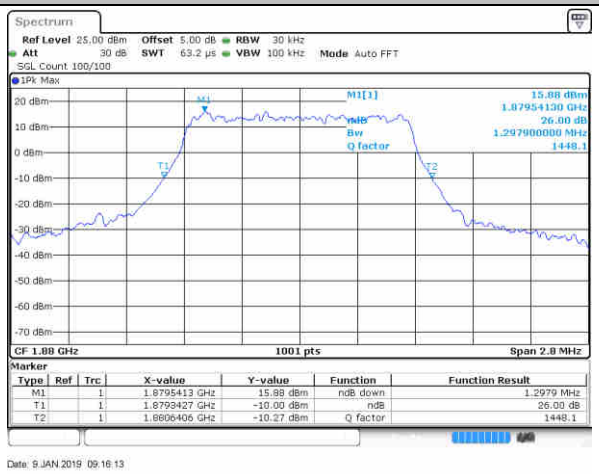

Middle Channel / 1.4MHz / 16QAM

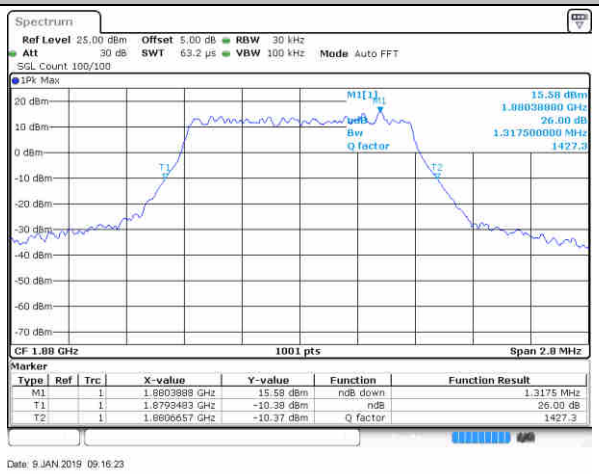

Highest Channel / 1.4MHz / QPSK

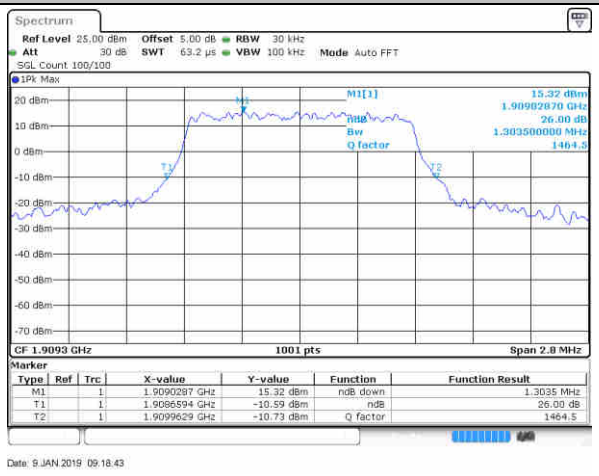

Highest Channel / 1.4MHz / 16QAM

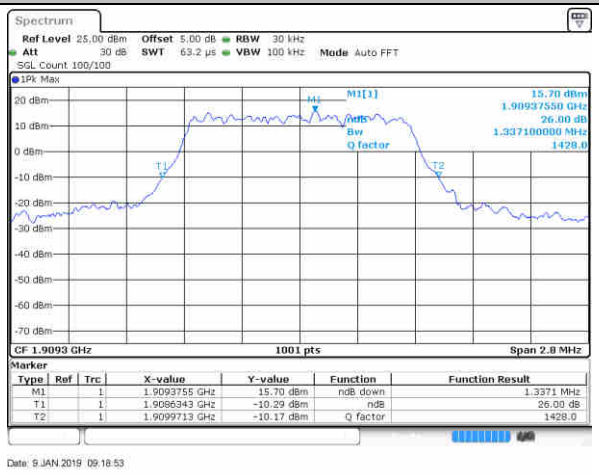

LTE Band 2

Lowest Channel / 3MHz / QPSK

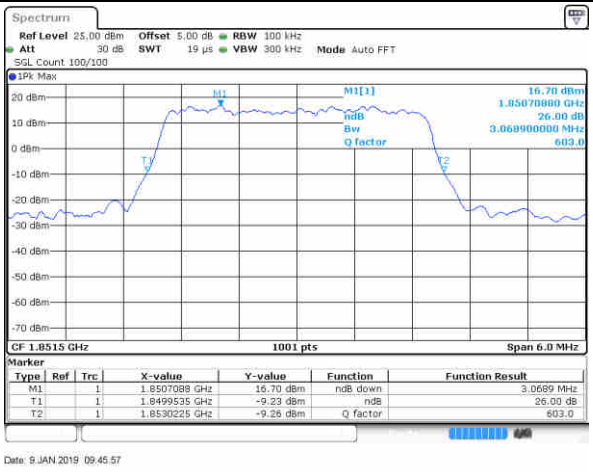

Lowest Channel / 3MHz / 16QAM

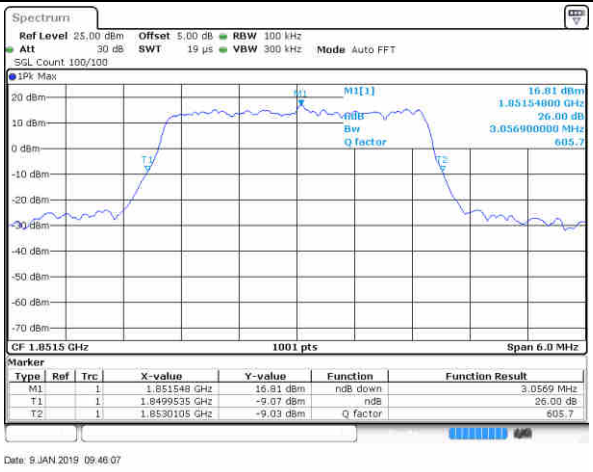

Middle Channel / 3MHz / QPSK

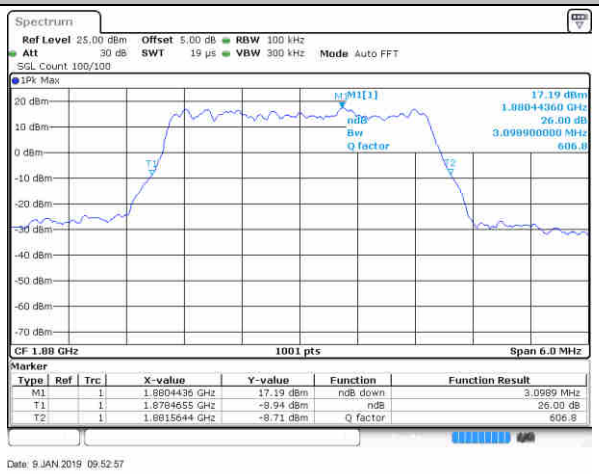

Middle Channel / 3MHz / 16QAM

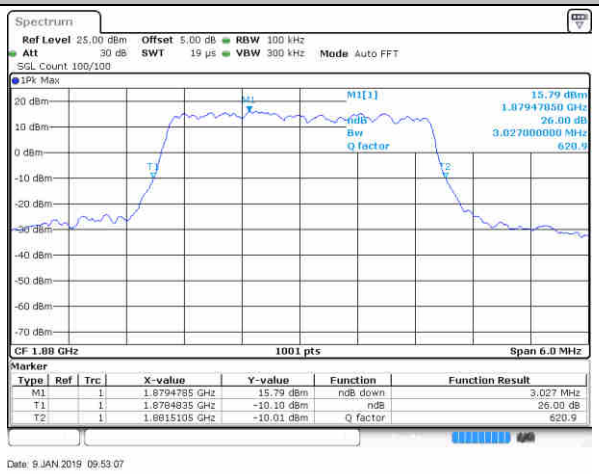

Highest Channel / 3MHz / QPSK

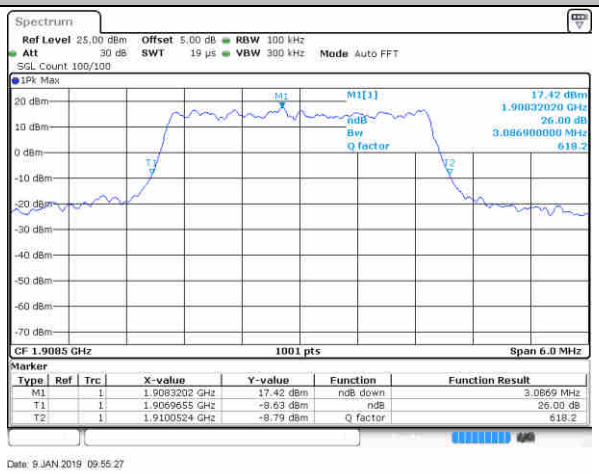

Highest Channel / 3MHz / 16QAM

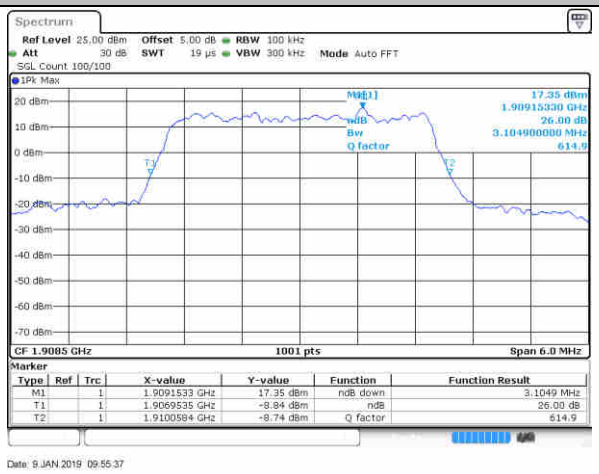

LTE Band 2

Lowest Channel / 5MHz / QPSK

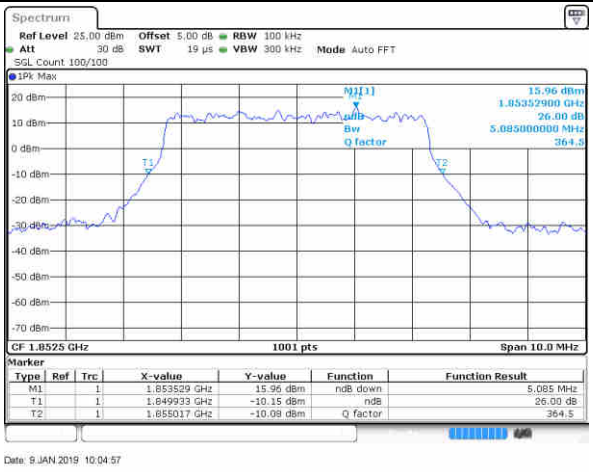

Lowest Channel / 5MHz / 16QAM

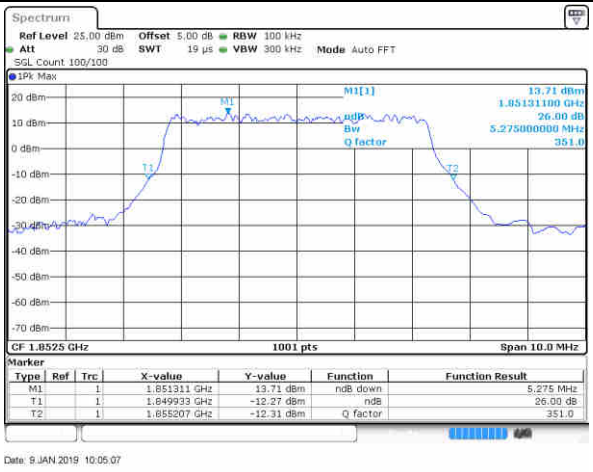

Middle Channel / 5MHz / QPSK

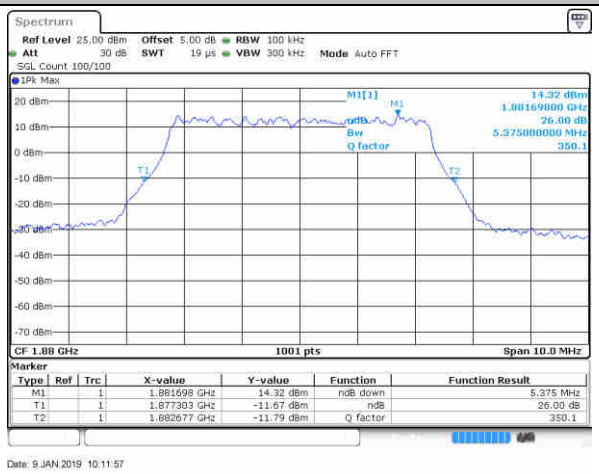

Middle Channel / 5MHz / 16QAM

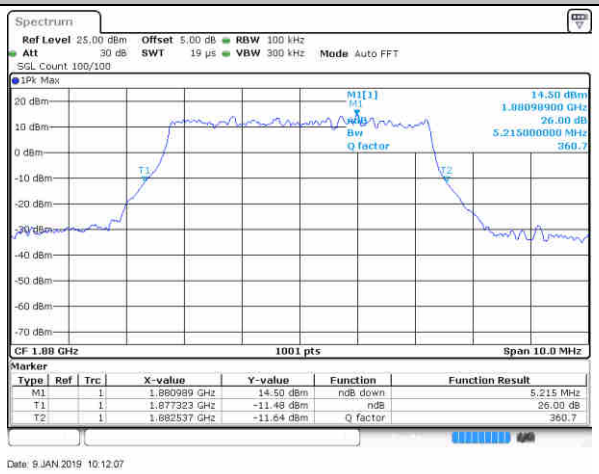

Highest Channel / 5MHz / QPSK

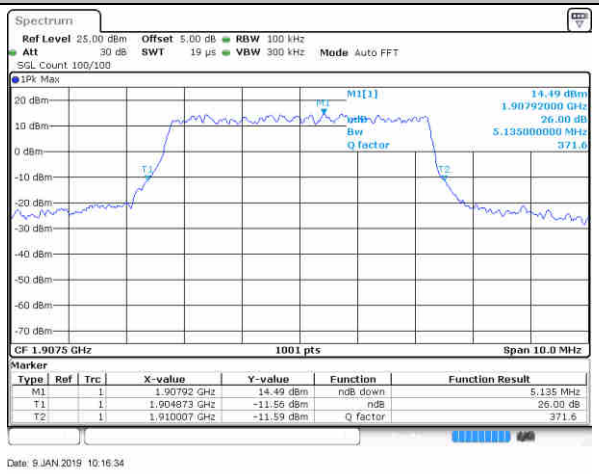

Highest Channel / 5MHz / 16QAM

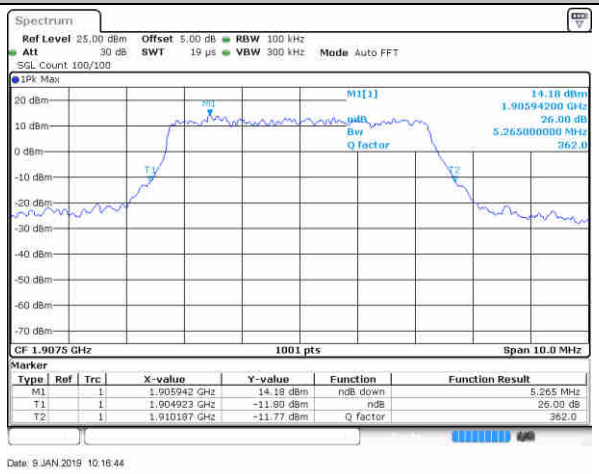

LTE Band 2

Lowest Channel / 10MHz / QPSK

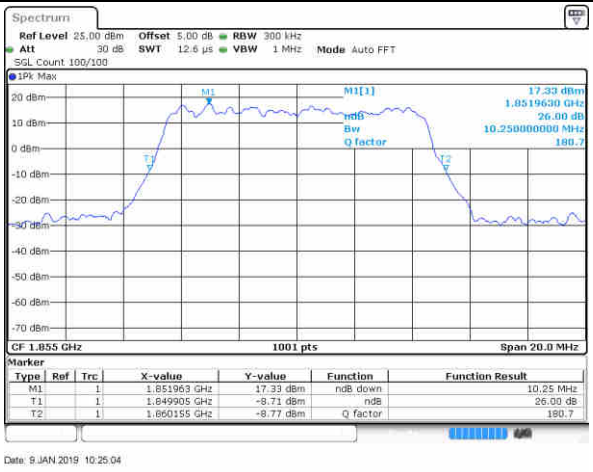

Lowest Channel / 10MHz / 16QAM

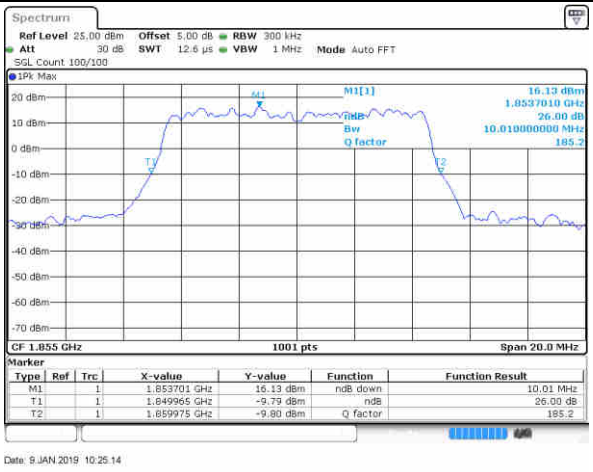

Middle Channel / 10MHz / QPSK

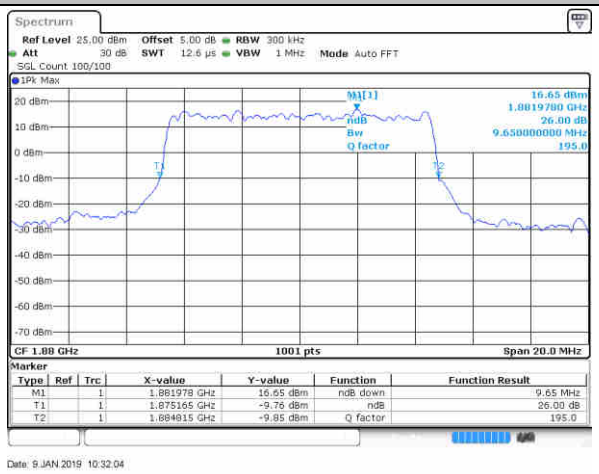

Middle Channel / 10MHz / 16QAM

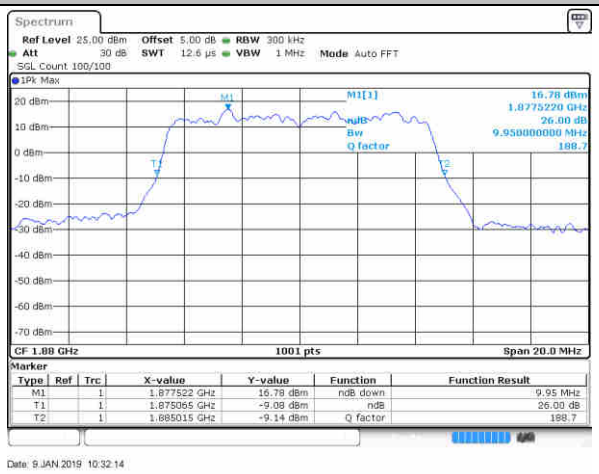

Highest Channel / 10MHz / QPSK

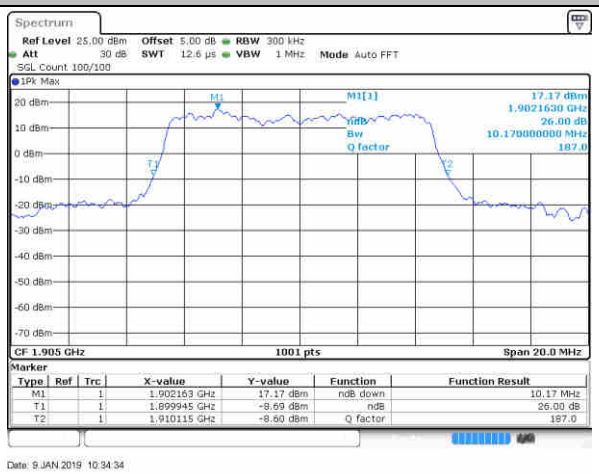

Highest Channel / 10MHz / 16QAM

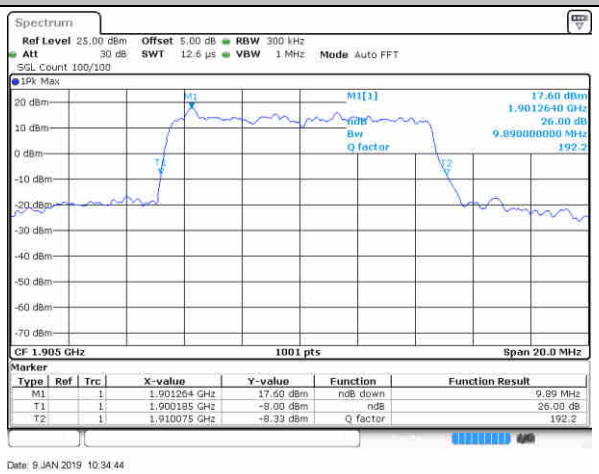

LTE Band 2

Lowest Channel / 15MHz / QPSK

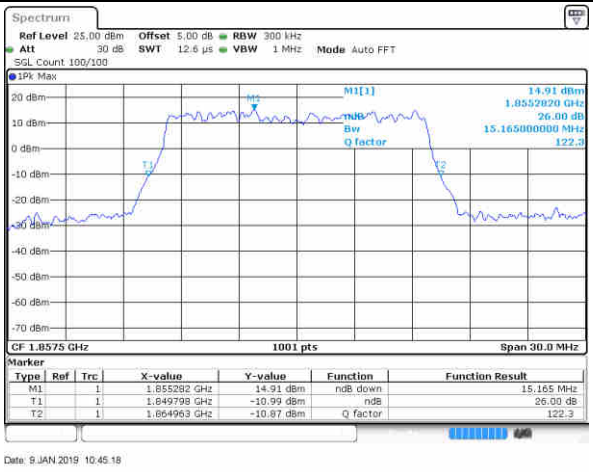

Lowest Channel / 15MHz / 16QAM

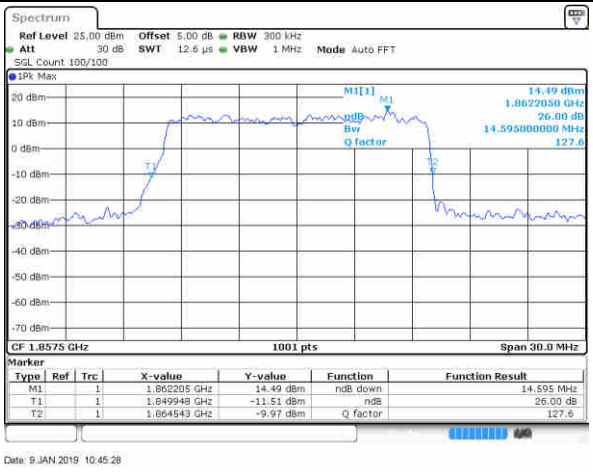

Middle Channel / 15MHz / QPSK

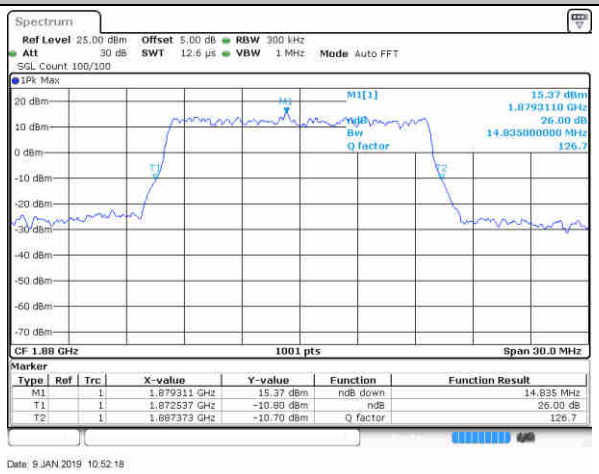

Middle Channel / 15MHz / 16QAM

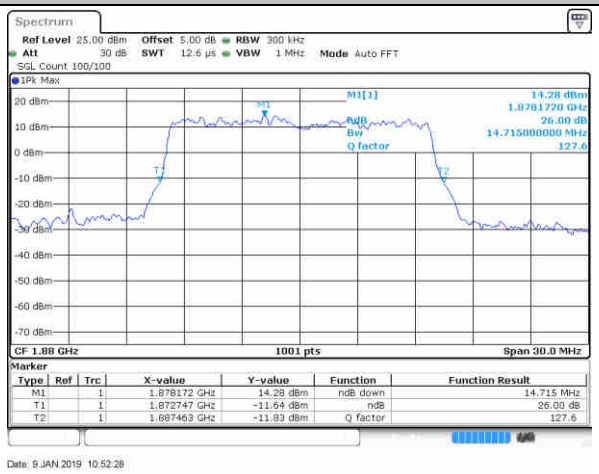

Highest Channel / 15MHz / QPSK

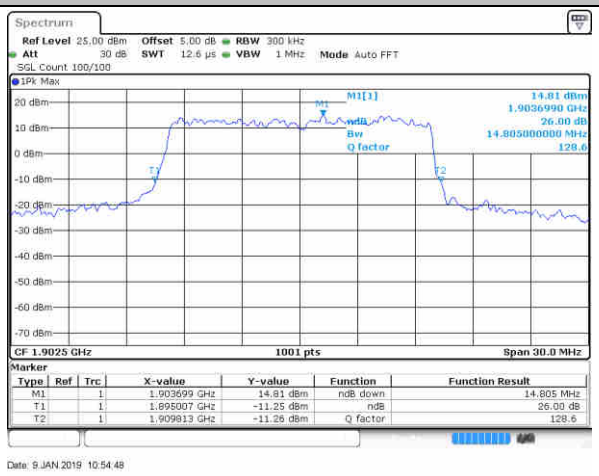

Highest Channel / 15MHz / 16QAM

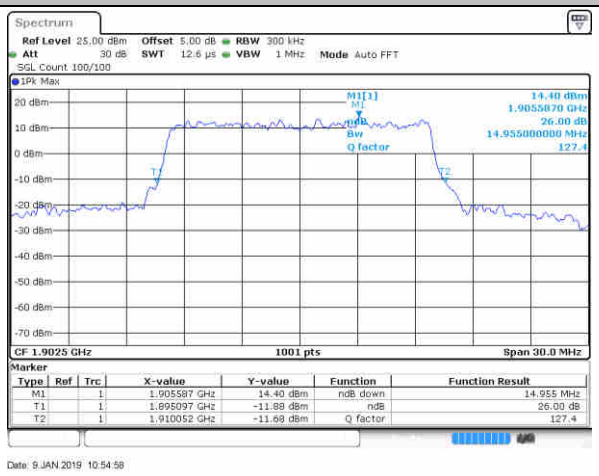

LTE Band 2

Lowest Channel / 20MHz / QPSK

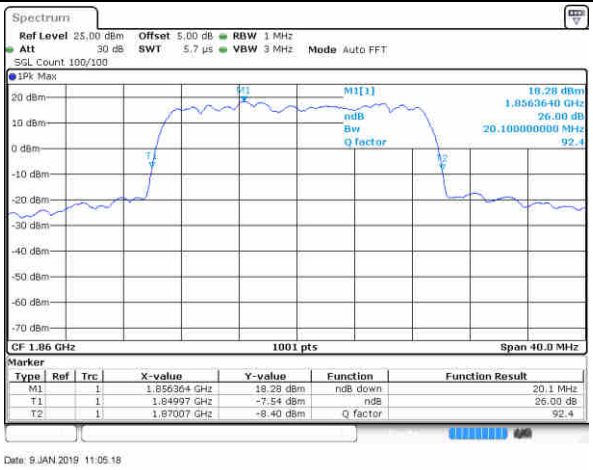

Lowest Channel / 20MHz / 16QAM

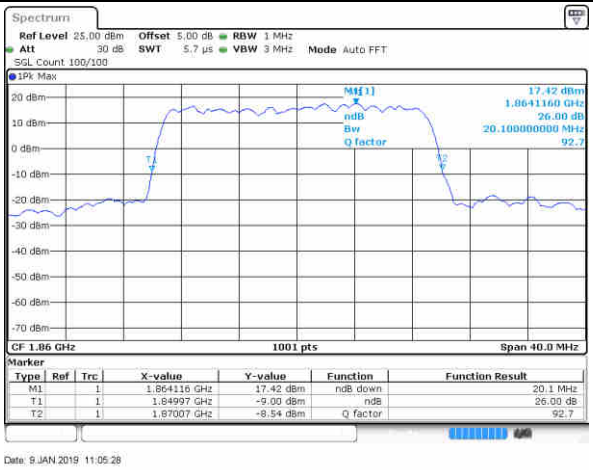

Middle Channel / 20MHz / QPSK

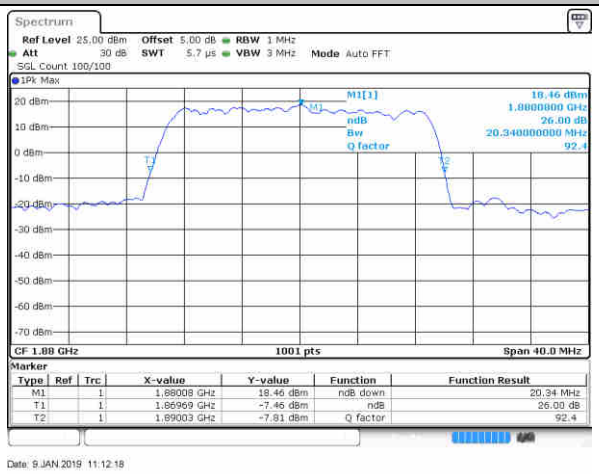

Middle Channel / 20MHz / 16QAM

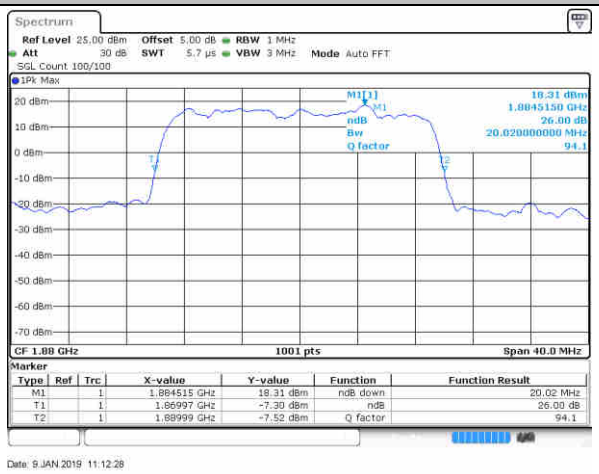

Highest Channel / 20MHz / QPSK

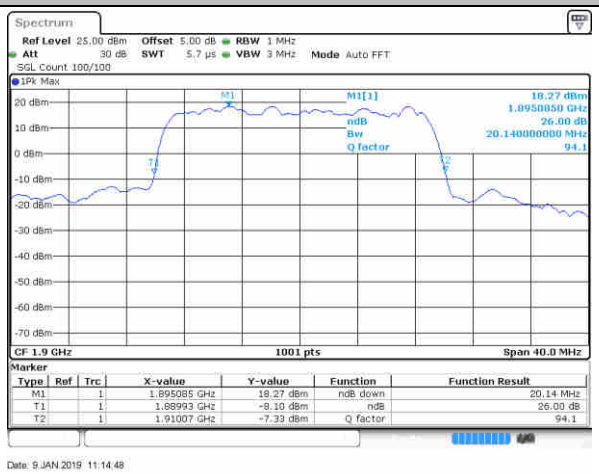
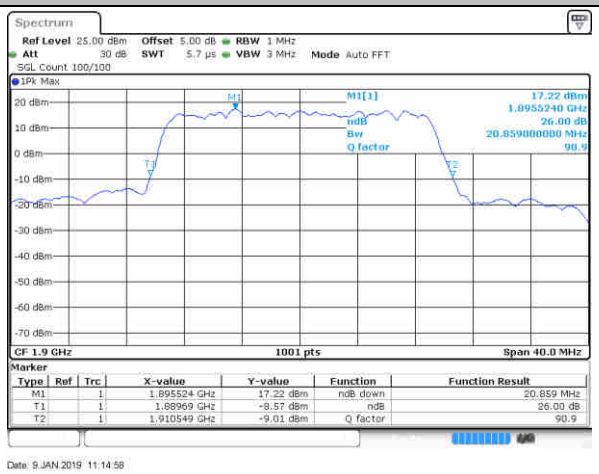
Highest Channel / 20MHz / 16QAM