GSM1900 (GSM)

Lowest Band Edge

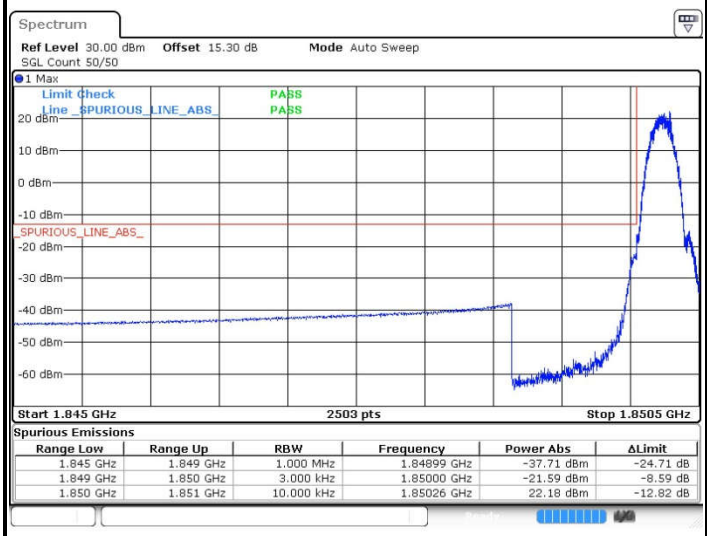

Spurious Emissions

Range Low	Range Up	RBW	Frequency	Power Abs	ΔLimit
1.845 GHz	1.849 GHz	1.000 MHz	1.84899 GHz	-37.71 dBm	-24.71 dB
1.849 GHz	1.850 GHz	3.000 kHz	1.85000 GHz	-21.59 dBm	-8.59 dB
1.850 GHz	1.851 GHz	10.000 kHz	1.85026 GHz	22.18 dBm	-12.82 dB

Date: 16.MAR.2019 22:04:04

Highest Band Edge

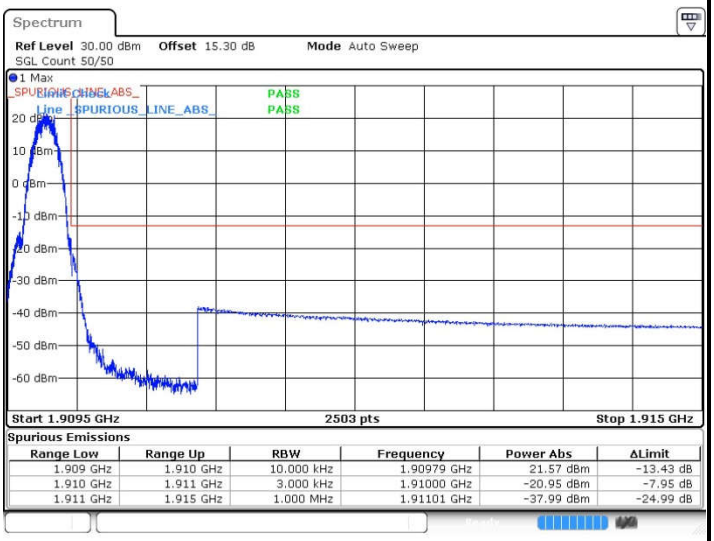

Spurious Emissions

Range Low	Range Up	RBW	Frequency	Power Abs	ΔLimit
1.909 GHz	1.910 GHz	10.000 kHz	1.90979 GHz	21.57 dBm	-13.43 dB
1.910 GHz	1.911 GHz	3.000 kHz	1.91000 GHz	-20.95 dBm	-7.95 dB
1.911 GHz	1.915 GHz	1.000 MHz	1.91101 GHz	-37.99 dBm	-24.99 dB

Date: 16.MAR.2019 22:06:14

GSM1900 (EDGE class 8)

Lowest Band Edge

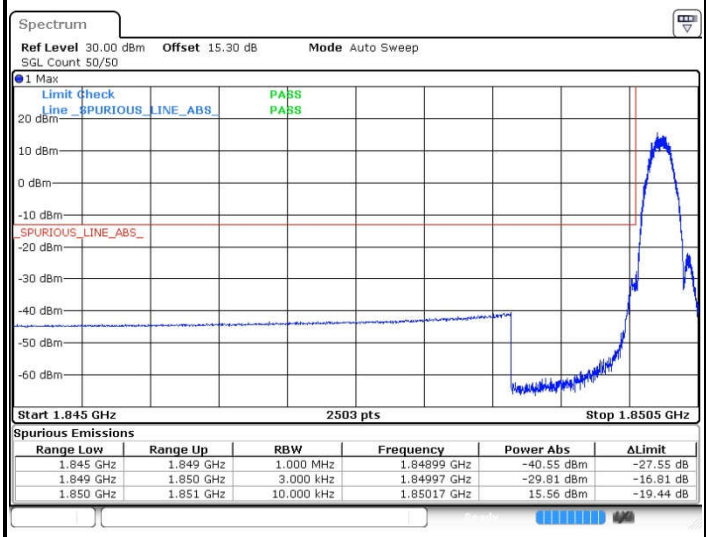

Spurious Emissions

Range Low	Range Up	RBW	Frequency	Power Abs	ΔLimit
1.845 GHz	1.849 GHz	1.000 MHz	1.84899 GHz	-40.55 dBm	-27.55 dB
1.849 GHz	1.850 GHz	3.000 kHz	1.84997 GHz	-29.81 dBm	-16.81 dB
1.850 GHz	1.851 GHz	10.000 kHz	1.85017 GHz	15.56 dBm	-19.44 dB

Date: 16.MAR.2019 22:19:32

Highest Band Edge

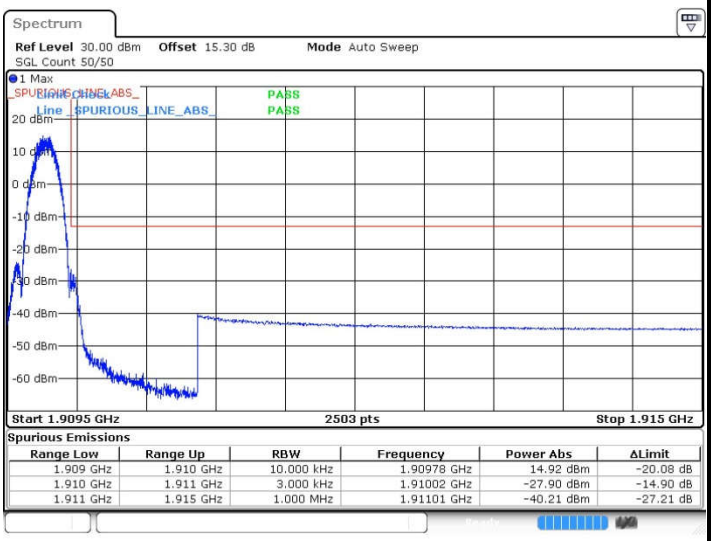

Spurious Emissions

Range Low	Range Up	RBW	Frequency	Power Abs	ΔLimit
1.909 GHz	1.910 GHz	10.000 kHz	1.90978 GHz	14.92 dBm	-20.08 dB
1.910 GHz	1.911 GHz	3.000 kHz	1.91002 GHz	-27.90 dBm	-14.90 dB
1.911 GHz	1.915 GHz	1.000 MHz	1.91101 GHz	-40.21 dBm	-27.21 dB

Date: 16.MAR.2019 22:21:01

WCDMA Band V (RMC 12.2Kbps)

Lowest Band Edge

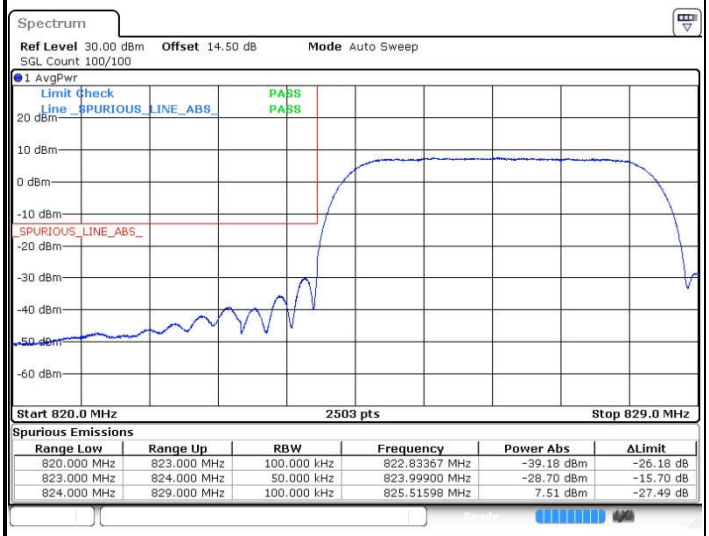

Spurious Emissions

Range Low	Range Up	RBW	Frequency	Power Abs	ΔLimit
820.000 MHz	823.000 MHz	100.000 kHz	822.83367 MHz	-39.18 dBm	-26.18 dB
823.000 MHz	824.000 MHz	50.000 kHz	823.99900 MHz	-28.70 dBm	-15.70 dB
824.000 MHz	829.000 MHz	100.000 kHz	825.51598 MHz	7.51 dBm	-27.49 dB

Date: 16.MAR.2019 22:37:02

Highest Band Edge

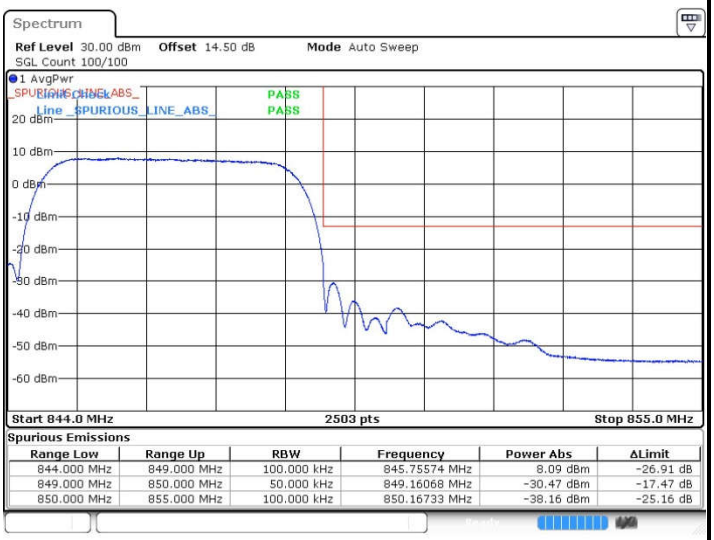

Spurious Emissions

Range Low	Range Up	RBW	Frequency	Power Abs	ΔLimit
844.000 MHz	849.000 MHz	100.000 kHz	845.75574 MHz	8.09 dBm	-26.91 dB
849.000 MHz	850.000 MHz	50.000 kHz	849.16068 MHz	-30.47 dBm	-17.47 dB
850.000 MHz	855.000 MHz	100.000 kHz	850.16733 MHz	-38.16 dBm	-25.16 dB

Date: 16.MAR.2019 22:40:53

WCDMA Band II (RMC 12.2Kbps)

Lowest Band Edge

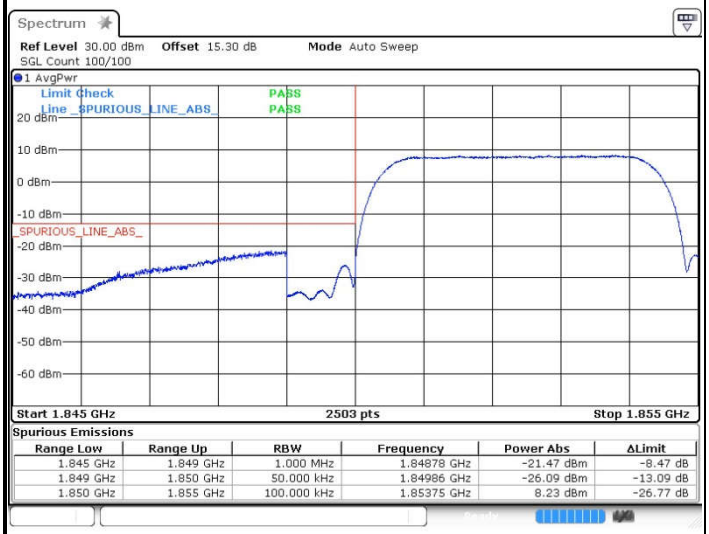

Spurious Emissions

Range Low	Range Up	RBW	Frequency	Power Abs	ΔLimit
1.845 GHz	1.849 GHz	1.000 MHz	1.84878 GHz	-21.47 dBm	-8.47 dB
1.849 GHz	1.850 GHz	50.000 kHz	1.84986 GHz	-26.09 dBm	-13.09 dB
1.850 GHz	1.855 GHz	100.000 kHz	1.85375 GHz	8.23 dBm	-26.77 dB

Date: 16.MAR.2019 22:57:26

Highest Band Edge

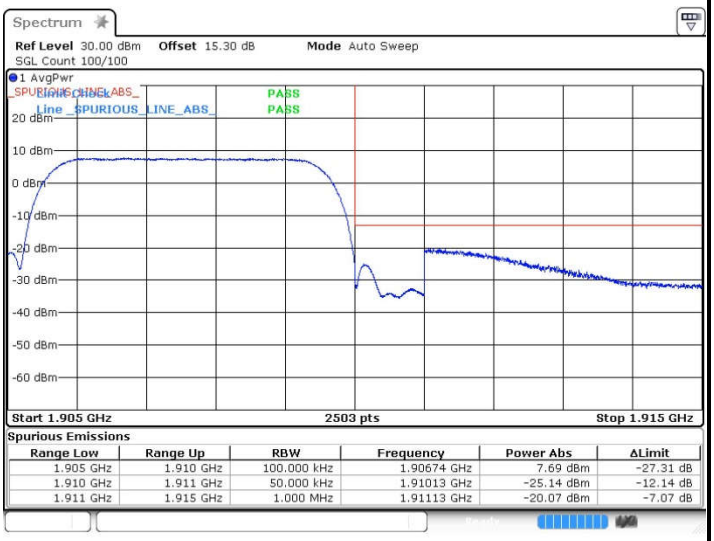

Spurious Emissions

Range Low	Range Up	RBW	Frequency	Power Abs	ΔLimit
1.905 GHz	1.910 GHz	100.000 kHz	1.90674 GHz	7.69 dBm	-27.31 dB
1.910 GHz	1.911 GHz	50.000 kHz	1.91013 GHz	-25.14 dBm	-12.14 dB
1.911 GHz	1.915 GHz	1.000 MHz	1.91113 GHz	-20.07 dBm	-7.07 dB

Date: 16.MAR.2019 23:01:14

WCDMA Band IV (RMC 12.2Kbps)	
Lowest Band Edge	**Highest Band Edge**

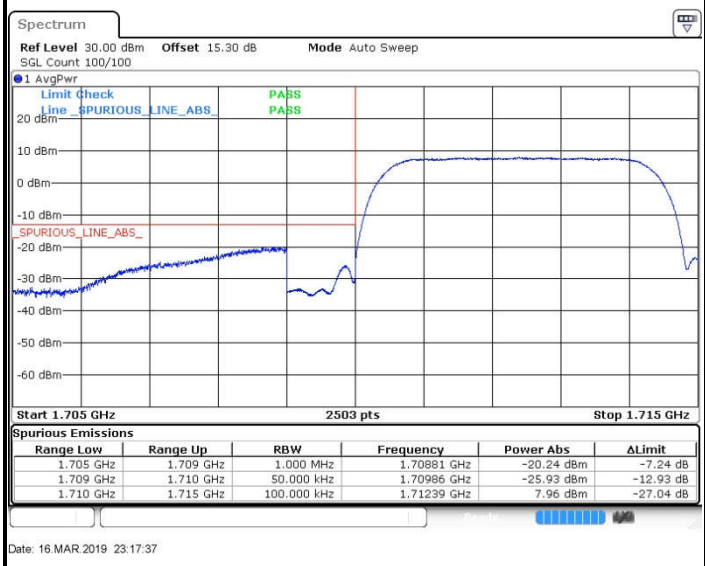

Spurious Emissions

Range Low	Range Up	RBW	Frequency	Power Abs	ΔLimit
1.705 GHz	1.709 GHz	1.000 MHz	1.70881 GHz	-20.24 dBm	-7.24 dB
1.709 GHz	1.710 GHz	50.000 kHz	1.70986 GHz	-25.93 dBm	-12.93 dB
1.710 GHz	1.715 GHz	100.000 kHz	1.71239 GHz	7.96 dBm	-27.04 dB

Date: 16.MAR.2019 23:17:37

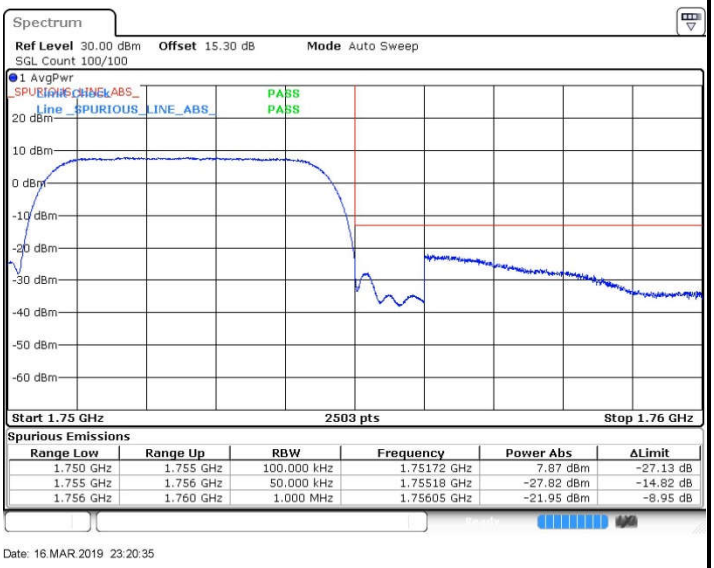

Spurious Emissions

Range Low	Range Up	RBW	Frequency	Power Abs	ΔLimit
1.750 GHz	1.755 GHz	100.000 kHz	1.75172 GHz	7.87 dBm	-27.13 dB
1.755 GHz	1.756 GHz	50.000 kHz	1.75518 GHz	-27.82 dBm	-14.82 dB
1.756 GHz	1.760 GHz	1.000 MHz	1.75605 GHz	-21.95 dBm	-8.95 dB

Date: 16.MAR.2019 23:20:35

CDMA BC0 (1xRTT)

Lowest Band Edge

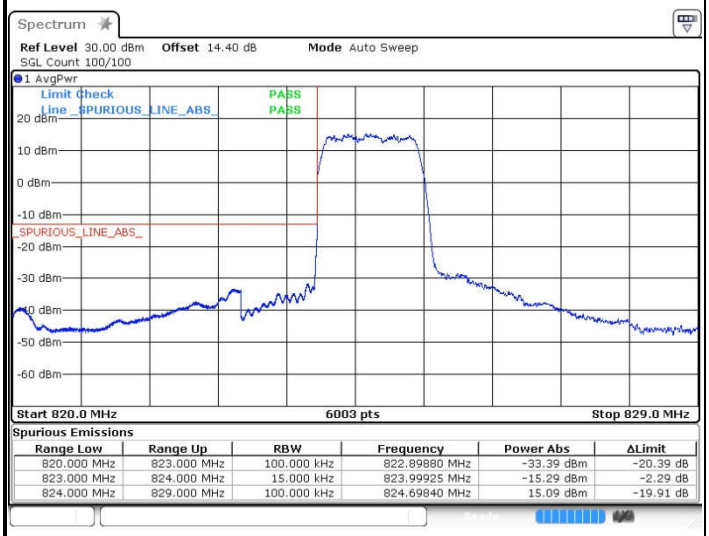

Spurious Emissions

Range Low	Range Up	RBW	Frequency	Power Abs	ΔLimit
820.000 MHz	823.000 MHz	100.000 kHz	822.89880 MHz	-33.39 dBm	-20.39 dB
823.000 MHz	824.000 MHz	15.000 kHz	823.99925 MHz	-15.29 dBm	-2.29 dB
824.000 MHz	829.000 MHz	100.000 kHz	824.69840 MHz	15.09 dBm	-19.91 dB

Date: 26.MAR.2019 09:16:02

Highest Band Edge

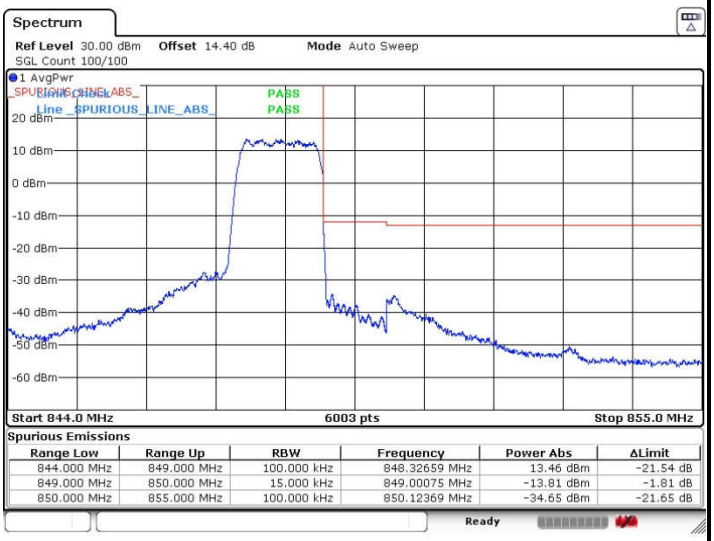

Spurious Emissions

Range Low	Range Up	RBW	Frequency	Power Abs	ΔLimit
844.000 MHz	849.000 MHz	100.000 kHz	848.32659 MHz	13.46 dBm	-21.54 dB
849.000 MHz	850.000 MHz	15.000 kHz	849.00075 MHz	-13.81 dBm	-1.81 dB
850.000 MHz	855.000 MHz	100.000 kHz	850.12369 MHz	-34.65 dBm	-21.65 dB

Date: 1.APR.2019 14:24:48

CDMA BC1 (1xRTT)

Lowest Band Edge

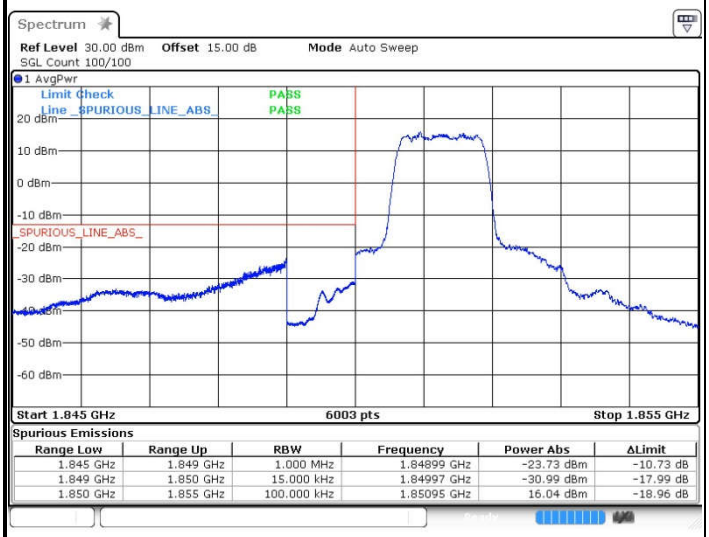

Spurious Emissions

Range Low	Range Up	RBW	Frequency	Power Abs	ΔLimit
1.845 GHz	1.849 GHz	1.000 MHz	1.84899 GHz	-23.73 dBm	-10.73 dB
1.849 GHz	1.850 GHz	15.000 kHz	1.84997 GHz	-30.99 dBm	-17.99 dB
1.850 GHz	1.855 GHz	100.000 kHz	1.85095 GHz	16.04 dBm	-18.96 dB

Date: 26.MAR.2019 09:23:33

Highest Band Edge

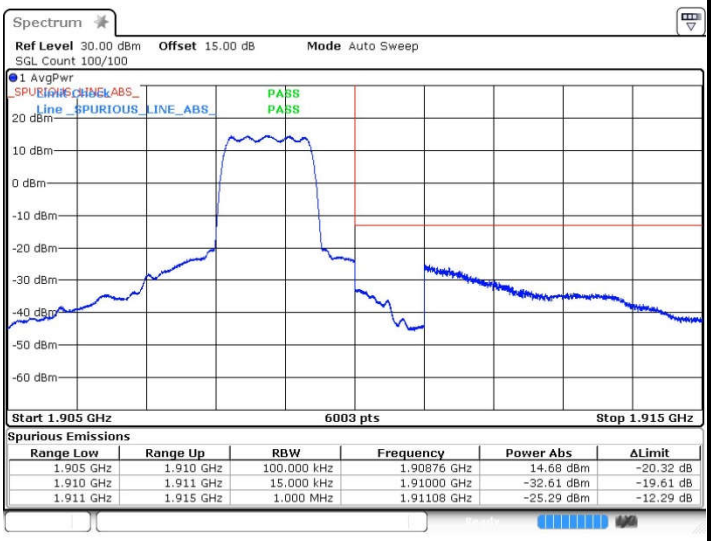

Spurious Emissions

Range Low	Range Up	RBW	Frequency	Power Abs	ΔLimit
1.905 GHz	1.910 GHz	100.000 kHz	1.90876 GHz	14.68 dBm	-20.32 dB
1.910 GHz	1.911 GHz	15.000 kHz	1.91000 GHz	-32.61 dBm	-19.61 dB
1.911 GHz	1.915 GHz	1.000 MHz	1.91108 GHz	-25.29 dBm	-12.29 dB

Date: 26.MAR.2019 09:26:28

Conducted Spurious Emission

GSM850 (GSM)

Lowest Channel

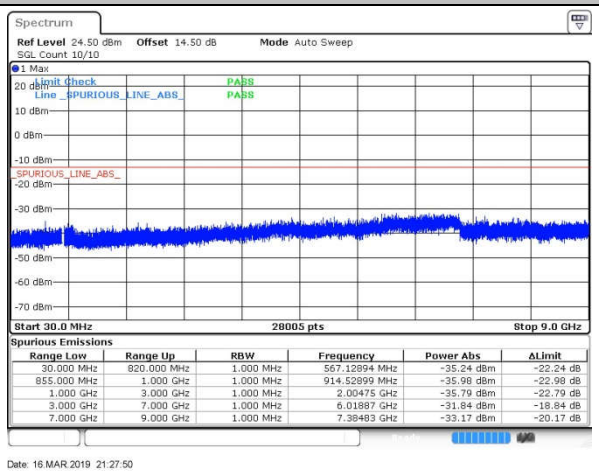

Spurious Emissions

Range Low	Range Up	RBW	Frequency	Power Abs	ΔLimit
30.000 MHz	820.000 MHz	1.000 MHz	567.12894 MHz	-35.24 dBm	-22.24 dB
855.000 MHz	1.000 GHz	1.000 MHz	914.52899 MHz	-35.98 dBm	-22.98 dB
1.000 GHz	3.000 GHz	1.000 MHz	2.00475 GHz	-35.79 dBm	-22.79 dB
3.000 GHz	7.000 GHz	1.000 MHz	6.01887 GHz	-31.84 dBm	-18.84 dB
7.000 GHz	9.000 GHz	1.000 MHz	7.38483 GHz	-33.17 dBm	-20.17 dB

Date: 16.MAR.2019 21:27:50

Middle Channel

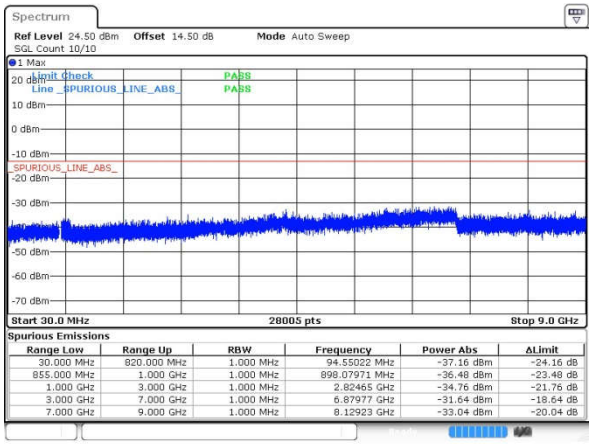

Spurious Emissions

Range Low	Range Up	RBW	Frequency	Power Abs	ΔLimit
30.000 MHz	820.000 MHz	1.000 MHz	94.55022 MHz	-37.16 dBm	-24.16 dB
855.000 MHz	1.000 GHz	1.000 MHz	898.07971 MHz	-36.48 dBm	-23.48 dB
1.000 GHz	3.000 GHz	1.000 MHz	2.82465 GHz	-34.76 dBm	-21.76 dB
3.000 GHz	7.000 GHz	1.000 MHz	6.87977 GHz	-31.64 dBm	-18.64 dB
7.000 GHz	9.000 GHz	1.000 MHz	8.12923 GHz	-33.04 dBm	-20.04 dB

Date: 16.MAR.2019 21:29:53

Highest Channel

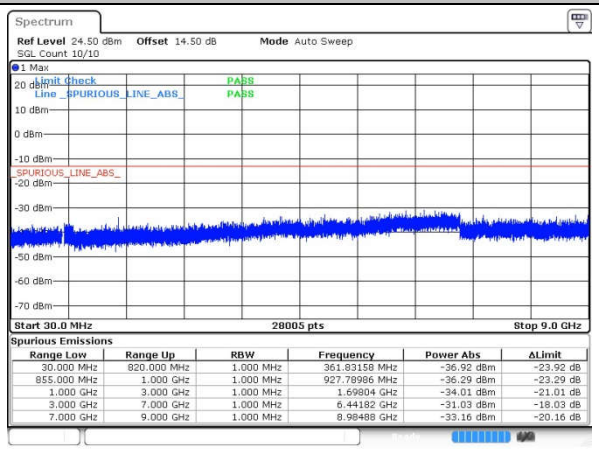

Spurious Emissions

Range Low	Range Up	RBW	Frequency	Power Abs	ΔLimit
30.000 MHz	820.000 MHz	1.000 MHz	361.83158 MHz	-36.92 dBm	-23.92 dB
855.000 MHz	1.000 GHz	1.000 MHz	927.78986 MHz	-36.29 dBm	-23.29 dB
1.000 GHz	3.000 GHz	1.000 MHz	1.69804 GHz	-34.01 dBm	-21.01 dB
3.000 GHz	7.000 GHz	1.000 MHz	6.44182 GHz	-31.03 dBm	-18.03 dB
7.000 GHz	9.000 GHz	1.000 MHz	8.98488 GHz	-33.16 dBm	-20.16 dB

Date: 16.MAR.2019 21:32:34

GSM850 (EDGE class 8)

Lowest Channel

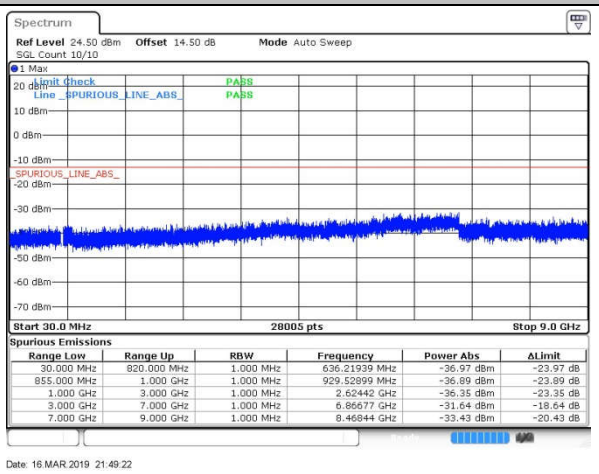

Spurious Emissions

Range Low	Range Up	RBW	Frequency	Power Abs	ΔLimit
30.000 MHz	820.000 MHz	1.000 MHz	636.21939 MHz	-36.97 dBm	-23.97 dB
855.000 MHz	1.000 GHz	1.000 MHz	929.52899 MHz	-36.89 dBm	-23.89 dB
1.000 GHz	3.000 GHz	1.000 MHz	2.62442 GHz	-36.35 dBm	-23.35 dB
3.000 GHz	7.000 GHz	1.000 MHz	6.86677 GHz	-31.64 dBm	-18.64 dB
7.000 GHz	9.000 GHz	1.000 MHz	8.46844 GHz	-33.43 dBm	-20.43 dB

Date: 16.MAR.2019 21:49:22

Middle Channel

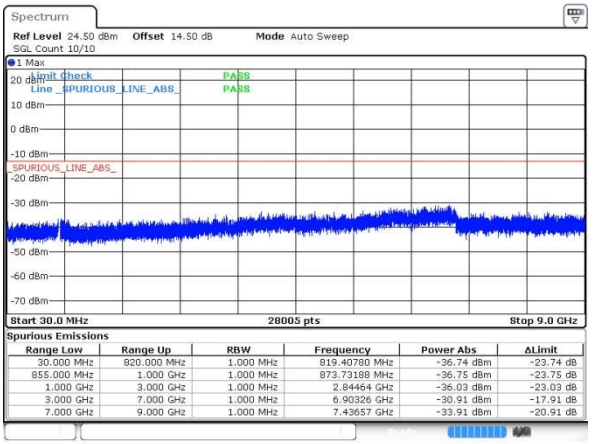

Spurious Emissions

Range Low	Range Up	RBW	Frequency	Power Abs	ΔLimit
30.000 MHz	820.000 MHz	1.000 MHz	819.40780 MHz	-36.74 dBm	-23.74 dB
855.000 MHz	1.000 GHz	1.000 MHz	873.73188 MHz	-36.75 dBm	-23.75 dB
1.000 GHz	3.000 GHz	1.000 MHz	2.84464 GHz	-36.03 dBm	-23.03 dB
3.000 GHz	7.000 GHz	1.000 MHz	6.90326 GHz	-30.91 dBm	-17.91 dB
7.000 GHz	9.000 GHz	1.000 MHz	7.43657 GHz	-33.91 dBm	-20.91 dB

Date: 16.MAR.2019 21:50:47

Highest Channel

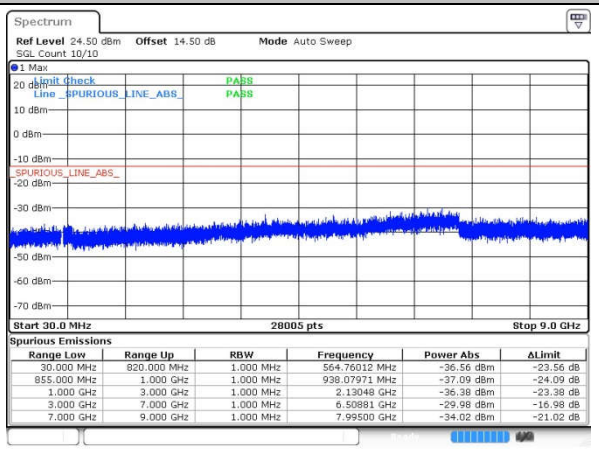

Spurious Emissions

Range Low	Range Up	RBW	Frequency	Power Abs	ΔLimit
30.000 MHz	820.000 MHz	1.000 MHz	564.76012 MHz	-36.56 dBm	-23.56 dB
855.000 MHz	1.000 GHz	1.000 MHz	938.07971 MHz	-37.09 dBm	-24.09 dB
1.000 GHz	3.000 GHz	1.000 MHz	2.13048 GHz	-36.38 dBm	-23.38 dB
3.000 GHz	7.000 GHz	1.000 MHz	6.50881 GHz	-29.98 dBm	-16.98 dB
7.000 GHz	9.000 GHz	1.000 MHz	7.99500 GHz	-34.02 dBm	-21.02 dB

Date: 16.MAR.2019 21:52:12

GSM1900 (GSM)

Lowest Channel

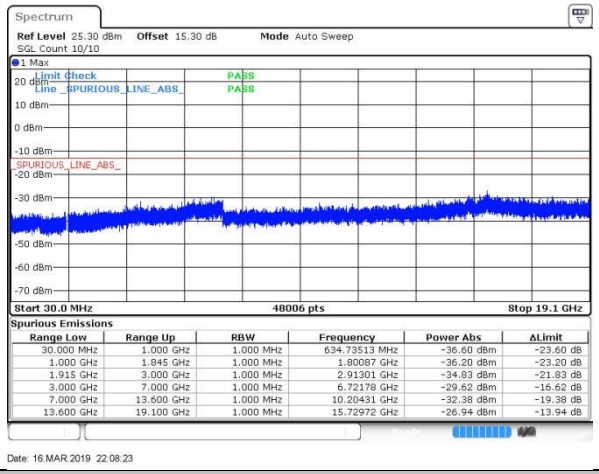

Spurious Emissions

Range Low	Range Up	RBW	Frequency	Power Abs	ΔLimit
30.000 MHz	1.000 GHz	1.000 MHz	634.73513 MHz	-36.60 dBm	-23.60 dB
1.000 GHz	1.845 GHz	1.000 MHz	1.80087 GHz	-36.20 dBm	-23.20 dB
1.915 GHz	3.000 GHz	1.000 MHz	2.91301 GHz	-34.83 dBm	-21.83 dB
3.000 GHz	7.000 GHz	1.000 MHz	6.72178 GHz	-29.62 dBm	-16.62 dB
7.000 GHz	13.600 GHz	1.000 MHz	10.20431 GHz	-32.38 dBm	-19.38 dB
13.600 GHz	19.100 GHz	1.000 MHz	15.72972 GHz	-26.94 dBm	-13.94 dB

Date: 16.MAR.2019 22:08:23

GSM1900 (EDGE class 8)

Lowest Channel

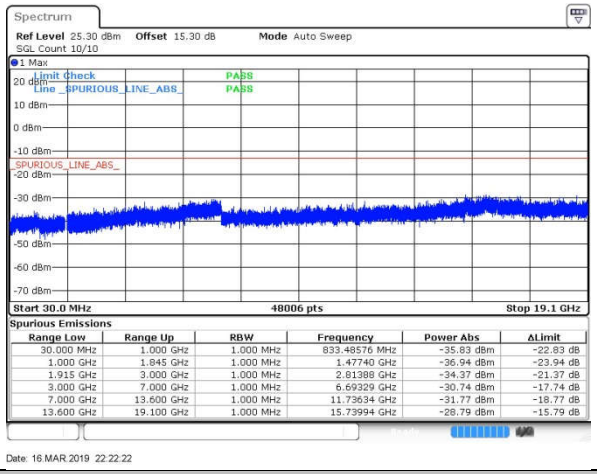

Spurious Emissions

Range Low	Range Up	RBW	Frequency	Power Abs	ΔLimit
30.000 MHz	1.000 GHz	1.000 MHz	833.48576 MHz	-35.83 dBm	-22.83 dB
1.000 GHz	1.845 GHz	1.000 MHz	1.47740 GHz	-36.94 dBm	-23.94 dB
1.915 GHz	3.000 GHz	1.000 MHz	2.81388 GHz	-34.37 dBm	-21.37 dB
3.000 GHz	7.000 GHz	1.000 MHz	6.69329 GHz	-30.74 dBm	-17.74 dB
7.000 GHz	13.600 GHz	1.000 MHz	11.73634 GHz	-31.77 dBm	-18.77 dB
13.600 GHz	19.100 GHz	1.000 MHz	15.73994 GHz	-28.79 dBm	-15.79 dB

Date: 16.MAR.2019 22:22:22

Middle Channel

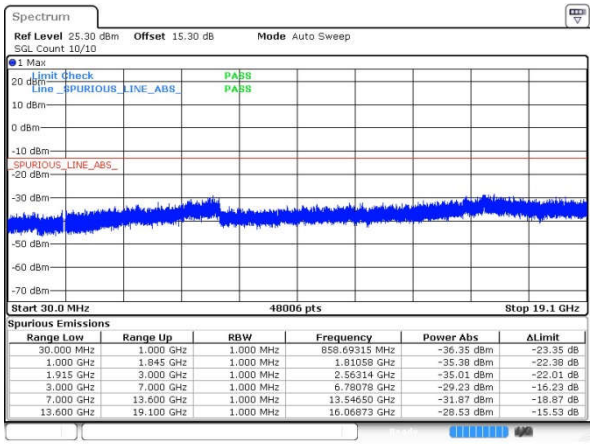

Spurious Emissions

Range Low	Range Up	RBW	Frequency	Power Abs	ΔLimit
30.000 MHz	1.000 GHz	1.000 MHz	858.69315 MHz	-36.35 dBm	-23.35 dB
1.000 GHz	1.845 GHz	1.000 MHz	1.81058 GHz	-35.38 dBm	-22.38 dB
1.915 GHz	3.000 GHz	1.000 MHz	2.56314 GHz	-35.01 dBm	-22.01 dB
3.000 GHz	7.000 GHz	1.000 MHz	6.78078 GHz	-29.23 dBm	-16.23 dB
7.000 GHz	13.600 GHz	1.000 MHz	13.54650 GHz	-31.87 dBm	-18.87 dB
13.600 GHz	19.100 GHz	1.000 MHz	16.06873 GHz	-28.53 dBm	-15.53 dB

Date: 16.MAR.2019 22:09:42

Middle Channel

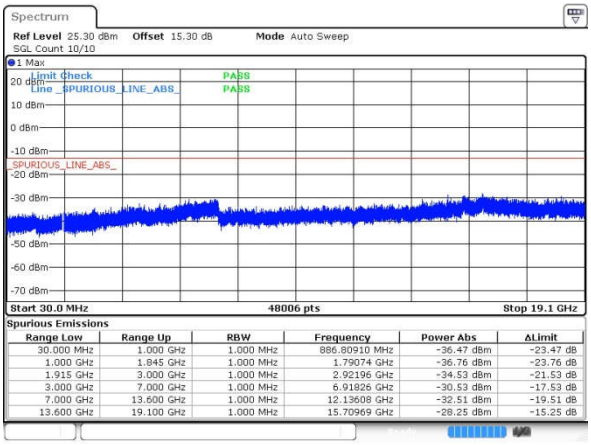

Spurious Emissions

Range Low	Range Up	RBW	Frequency	Power Abs	ΔLimit
30.000 MHz	1.000 GHz	1.000 MHz	886.80910 MHz	-36.47 dBm	-23.47 dB
1.000 GHz	1.845 GHz	1.000 MHz	1.79074 GHz	-36.76 dBm	-23.76 dB
1.915 GHz	3.000 GHz	1.000 MHz	2.92196 GHz	-34.53 dBm	-21.53 dB
3.000 GHz	7.000 GHz	1.000 MHz	6.91826 GHz	-30.53 dBm	-17.53 dB
7.000 GHz	13.600 GHz	1.000 MHz	12.13608 GHz	-32.51 dBm	-19.51 dB
13.600 GHz	19.100 GHz	1.000 MHz	15.70969 GHz	-28.25 dBm	-15.25 dB

Date: 16.MAR.2019 22:24:22

Highest Channel

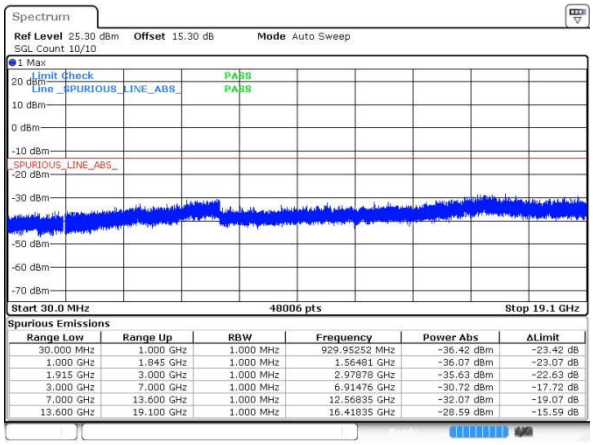

Spurious Emissions

Range Low	Range Up	RBW	Frequency	Power Abs	ΔLimit
30.000 MHz	1.000 GHz	1.000 MHz	929.95252 MHz	-36.42 dBm	-23.42 dB
1.000 GHz	1.845 GHz	1.000 MHz	1.56481 GHz	-36.07 dBm	-23.07 dB
1.915 GHz	3.000 GHz	1.000 MHz	2.97878 GHz	-35.63 dBm	-22.63 dB
3.000 GHz	7.000 GHz	1.000 MHz	6.91476 GHz	-30.72 dBm	-17.72 dB
7.000 GHz	13.600 GHz	1.000 MHz	12.56835 GHz	-32.07 dBm	-19.07 dB
13.600 GHz	19.100 GHz	1.000 MHz	16.41835 GHz	-28.59 dBm	-15.59 dB

Date: 16.MAR.2019 22:11:00

Highest Channel

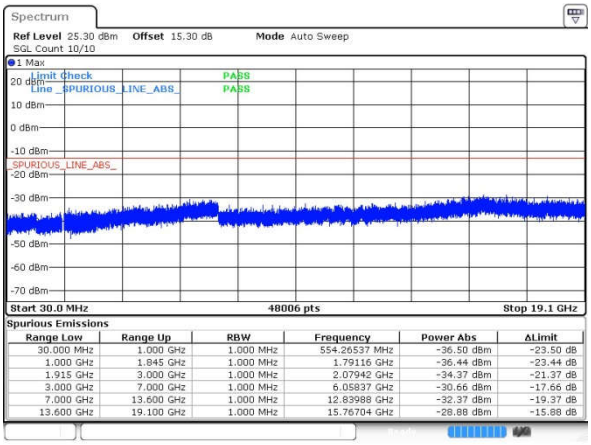

Spurious Emissions

Range Low	Range Up	RBW	Frequency	Power Abs	ΔLimit
30.000 MHz	1.000 GHz	1.000 MHz	554.26537 MHz	-36.50 dBm	-23.50 dB
1.000 GHz	1.845 GHz	1.000 MHz	1.79116 GHz	-36.44 dBm	-23.44 dB
1.915 GHz	3.000 GHz	1.000 MHz	2.07942 GHz	-34.37 dBm	-21.37 dB
3.000 GHz	7.000 GHz	1.000 MHz	6.05837 GHz	-30.66 dBm	-17.66 dB
7.000 GHz	13.600 GHz	1.000 MHz	12.83988 GHz	-32.37 dBm	-19.37 dB
13.600 GHz	19.100 GHz	1.000 MHz	15.76704 GHz	-28.88 dBm	-15.88 dB

Date: 16.MAR.2019 22:25:41

WCDMA Band V (RMC 12.2Kbps)

Lowest Channel

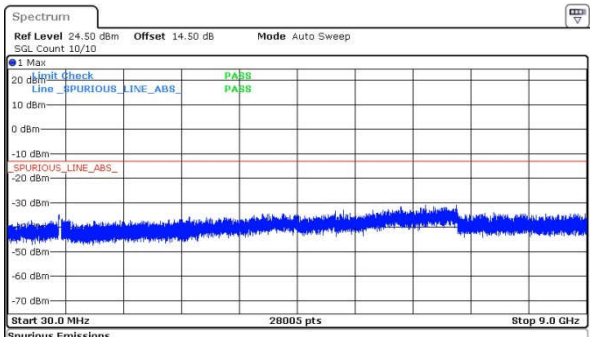

Spurious Emissions

Range Low	Range Up	RBW	Frequency	Power Abs	ΔLimit
30.000 MHz	820.000 MHz	1.000 MHz	819.80260 MHz	-34.95 dBm	-21.95 dB
855.000 MHz	1.000 GHz	1.000 MHz	871.12319 MHz	-36.69 dBm	-23.69 dB
1.000 GHz	3.000 GHz	1.000 MHz	2.84464 GHz	-35.90 dBm	-22.90 dB
3.000 GHz	7.000 GHz	1.000 MHz	6.50581 GHz	-30.92 dBm	-17.92 dB
7.000 GHz	9.000 GHz	1.000 MHz	7.55381 GHz	-34.08 dBm	-21.08 dB

Date: 16.MAR.2019 22:42:13

Middle Channel

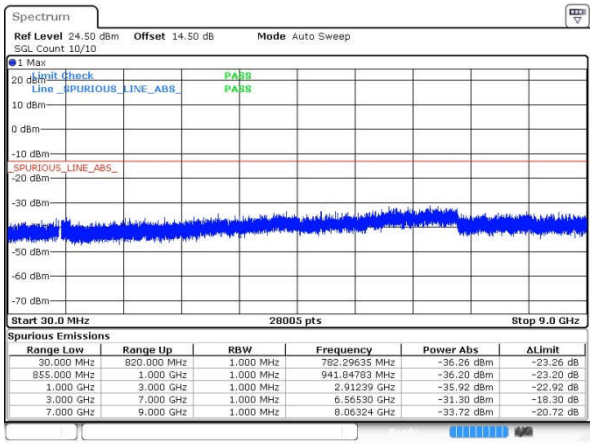

Spurious Emissions

Range Low	Range Up	RBW	Frequency	Power Abs	ΔLimit
30.000 MHz	820.000 MHz	1.000 MHz	782.29635 MHz	-36.26 dBm	-23.26 dB
855.000 MHz	1.000 GHz	1.000 MHz	941.84783 MHz	-36.20 dBm	-23.20 dB
1.000 GHz	3.000 GHz	1.000 MHz	2.91239 GHz	-35.92 dBm	-22.92 dB
3.000 GHz	7.000 GHz	1.000 MHz	6.56530 GHz	-31.30 dBm	-18.30 dB
7.000 GHz	9.000 GHz	1.000 MHz	8.06324 GHz	-33.72 dBm	-20.72 dB

Date: 16.MAR.2019 22:46:40

Highest Channel

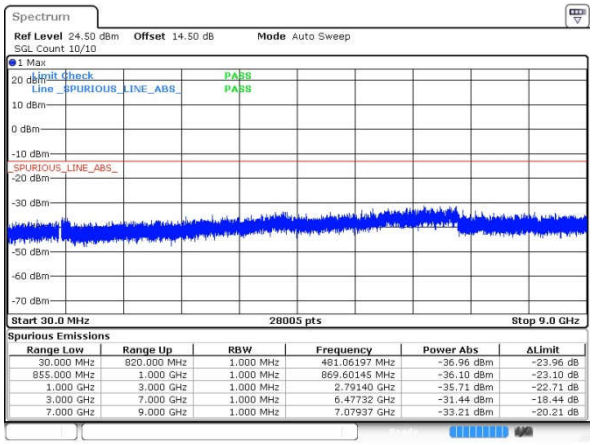

Spurious Emissions

Range Low	Range Up	RBW	Frequency	Power Abs	ΔLimit
30.000 MHz	820.000 MHz	1.000 MHz	481.06197 MHz	-36.96 dBm	-23.96 dB
855.000 MHz	1.000 GHz	1.000 MHz	869.60145 MHz	-36.10 dBm	-23.10 dB
1.000 GHz	3.000 GHz	1.000 MHz	2.79140 GHz	-35.71 dBm	-22.71 dB
3.000 GHz	7.000 GHz	1.000 MHz	6.47732 GHz	-31.44 dBm	-18.44 dB
7.000 GHz	9.000 GHz	1.000 MHz	7.07937 GHz	-33.21 dBm	-20.21 dB

Date: 16.MAR.2019 22:47:58

WCDMA Band II (RMC 12.2Kbps)

Lowest Channel

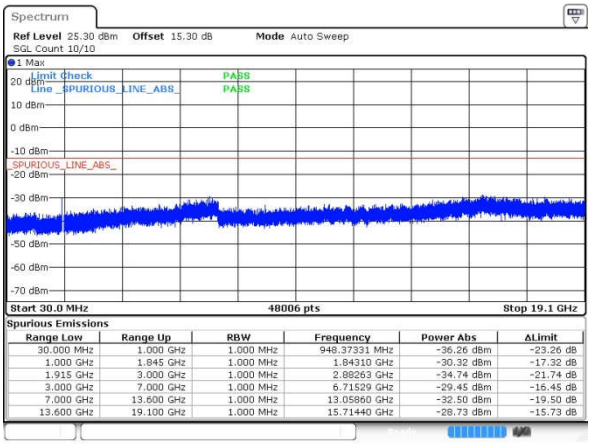

Spurious Emissions

Range Low	Range Up	RBW	Frequency	Power Abs	ΔLimit
30.000 MHz	1.000 GHz	1.000 MHz	948.37331 MHz	-36.26 dBm	-23.26 dB
1.000 GHz	1.845 GHz	1.000 MHz	1.84310 GHz	-30.32 dBm	-17.32 dB
1.915 GHz	3.000 GHz	1.000 MHz	2.88263 GHz	-34.74 dBm	-21.74 dB
3.000 GHz	7.000 GHz	1.000 MHz	6.71529 GHz	-29.45 dBm	-16.45 dB
7.000 GHz	13.600 GHz	1.000 MHz	13.05860 GHz	-32.50 dBm	-19.50 dB
13.600 GHz	19.100 GHz	1.000 MHz	15.71440 GHz	-28.73 dBm	-15.73 dB

Date: 16.MAR.2019 23:04:44

Middle Channel

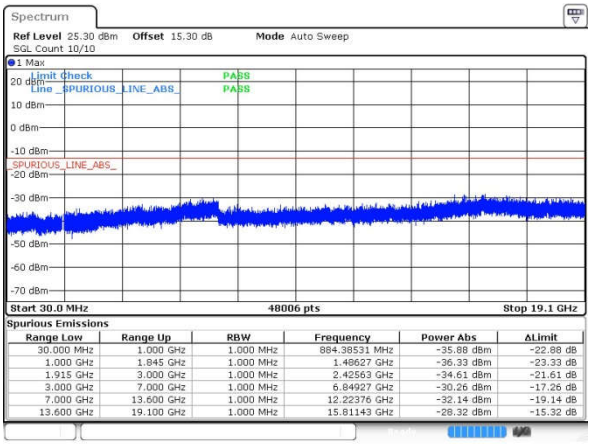

Spurious Emissions

Range Low	Range Up	RBW	Frequency	Power Abs	ΔLimit
30.000 MHz	1.000 GHz	1.000 MHz	884.38531 MHz	-35.88 dBm	-22.88 dB
1.000 GHz	1.845 GHz	1.000 MHz	1.48627 GHz	-36.33 dBm	-23.33 dB
1.915 GHz	3.000 GHz	1.000 MHz	2.42563 GHz	-34.61 dBm	-21.61 dB
3.000 GHz	7.000 GHz	1.000 MHz	6.84927 GHz	-30.26 dBm	-17.26 dB
7.000 GHz	13.600 GHz	1.000 MHz	12.22376 GHz	-32.14 dBm	-19.14 dB
13.600 GHz	19.100 GHz	1.000 MHz	15.81143 GHz	-28.32 dBm	-15.32 dB

Date: 16.MAR.2019 23:06:28

Highest Channel

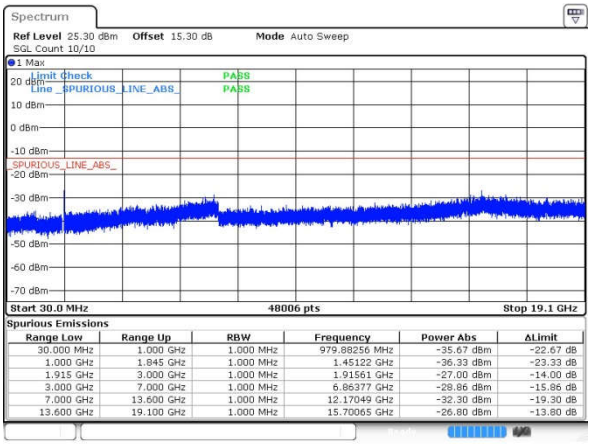

Spurious Emissions

Range Low	Range Up	RBW	Frequency	Power Abs	ΔLimit
30.000 MHz	1.000 GHz	1.000 MHz	979.88256 MHz	-35.67 dBm	-22.67 dB
1.000 GHz	1.845 GHz	1.000 MHz	1.45122 GHz	-36.33 dBm	-23.33 dB
1.915 GHz	3.000 GHz	1.000 MHz	1.91561 GHz	-27.00 dBm	-14.00 dB
3.000 GHz	7.000 GHz	1.000 MHz	6.86377 GHz	-28.86 dBm	-15.86 dB
7.000 GHz	13.600 GHz	1.000 MHz	12.17049 GHz	-32.30 dBm	-19.30 dB
13.600 GHz	19.100 GHz	1.000 MHz	15.70065 GHz	-26.80 dBm	-13.80 dB

Date: 16.MAR.2019 23:07:46

WCDMA Band IV (RMC 12.2Kbps)

Lowest Channel

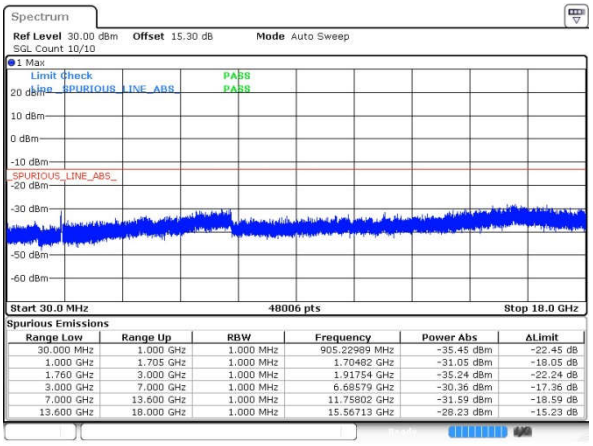

Spurious Emissions

Range Low	Range Up	RBW	Frequency	Power Abs	ΔLimit
30.000 MHz	1.000 GHz	1.000 MHz	905.22989 MHz	-35.45 dBm	-22.45 dB
1.000 GHz	1.705 GHz	1.000 MHz	1.70482 GHz	-31.05 dBm	-18.05 dB
1.760 GHz	3.000 GHz	1.000 MHz	1.91754 GHz	-35.24 dBm	-22.24 dB
3.000 GHz	7.000 GHz	1.000 MHz	6.68579 GHz	-30.36 dBm	-17.36 dB
7.000 GHz	13.600 GHz	1.000 MHz	11.75802 GHz	-31.59 dBm	-18.59 dB
13.600 GHz	18.000 GHz	1.000 MHz	15.56713 GHz	-28.23 dBm	-15.23 dB

Date: 16.MAR.2019 23:22:42

Middle Channel

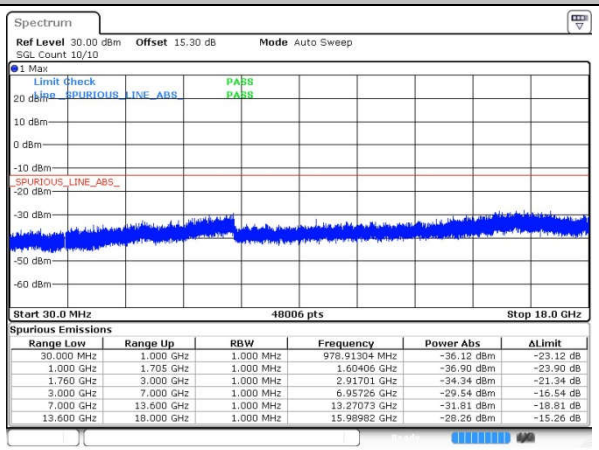

Spurious Emissions

Range Low	Range Up	RBW	Frequency	Power Abs	ΔLimit
30.000 MHz	1.000 GHz	1.000 MHz	978.91304 MHz	-36.12 dBm	-23.12 dB
1.000 GHz	1.705 GHz	1.000 MHz	1.60406 GHz	-36.90 dBm	-23.90 dB
1.760 GHz	3.000 GHz	1.000 MHz	2.91701 GHz	-34.34 dBm	-21.34 dB
3.000 GHz	7.000 GHz	1.000 MHz	6.95726 GHz	-29.54 dBm	-16.54 dB
7.000 GHz	13.600 GHz	1.000 MHz	13.27073 GHz	-31.81 dBm	-18.81 dB
13.600 GHz	18.000 GHz	1.000 MHz	15.98982 GHz	-28.26 dBm	-15.26 dB

Date: 16.MAR.2019 23:27:01

Highest Channel

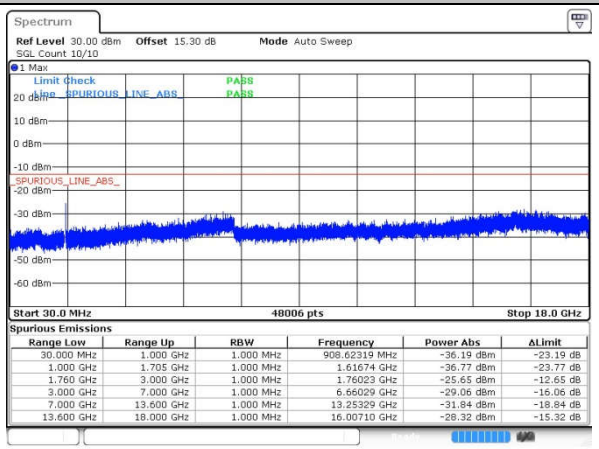

Spurious Emissions

Range Low	Range Up	RBW	Frequency	Power Abs	ΔLimit
30.000 MHz	1.000 GHz	1.000 MHz	908.62319 MHz	-36.19 dBm	-23.19 dB
1.000 GHz	1.705 GHz	1.000 MHz	1.61674 GHz	-36.77 dBm	-23.77 dB
1.760 GHz	3.000 GHz	1.000 MHz	1.76023 GHz	-25.65 dBm	-12.65 dB
3.000 GHz	7.000 GHz	1.000 MHz	6.66029 GHz	-29.06 dBm	-16.06 dB
7.000 GHz	13.600 GHz	1.000 MHz	13.25329 GHz	-31.84 dBm	-18.84 dB
13.600 GHz	18.000 GHz	1.000 MHz	16.00710 GHz	-28.32 dBm	-15.32 dB

Date: 16.MAR.2019 23:28:30

CDMA BC0 (1xRTT)

Lowest Channel

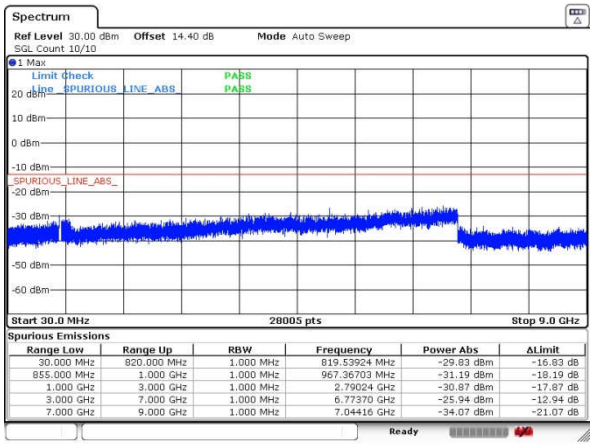

Spurious Emissions

Range Low	Range Up	RBW	Frequency	Power Abs	ΔLimit
30.000 MHz	820.000 MHz	1.000 MHz	819.53924 MHz	-29.83 dBm	-16.83 dB
855.000 MHz	1.000 GHz	1.000 MHz	967.36703 MHz	-31.19 dBm	-18.19 dB
1.000 GHz	3.000 GHz	1.000 MHz	2.79024 GHz	-30.87 dBm	-17.87 dB
3.000 GHz	7.000 GHz	1.000 MHz	6.77370 GHz	-25.94 dBm	-12.94 dB
7.000 GHz	9.000 GHz	1.000 MHz	7.04416 GHz	-34.07 dBm	-21.07 dB

Date: 1.APR.2019 14:51:02

Middle Channel

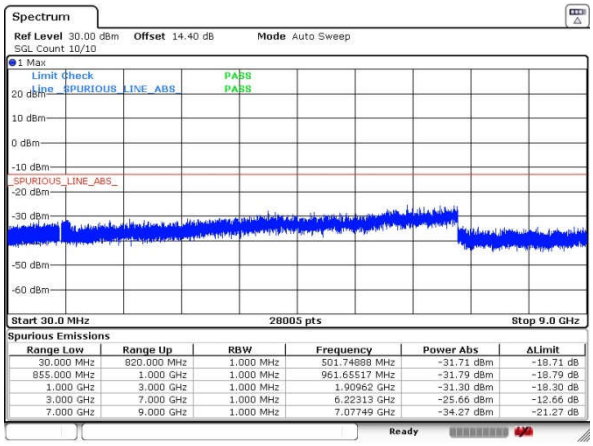

Spurious Emissions

Range Low	Range Up	RBW	Frequency	Power Abs	ΔLimit
30.000 MHz	820.000 MHz	1.000 MHz	501.74888 MHz	-31.71 dBm	-18.71 dB
855.000 MHz	1.000 GHz	1.000 MHz	961.65517 MHz	-31.79 dBm	-18.79 dB
1.000 GHz	3.000 GHz	1.000 MHz	1.90962 GHz	-31.30 dBm	-18.30 dB
3.000 GHz	7.000 GHz	1.000 MHz	6.22313 GHz	-25.66 dBm	-12.66 dB
7.000 GHz	9.000 GHz	1.000 MHz	7.07749 GHz	-34.27 dBm	-21.27 dB

Date: 1.APR.2019 14:50:34

Highest Channel

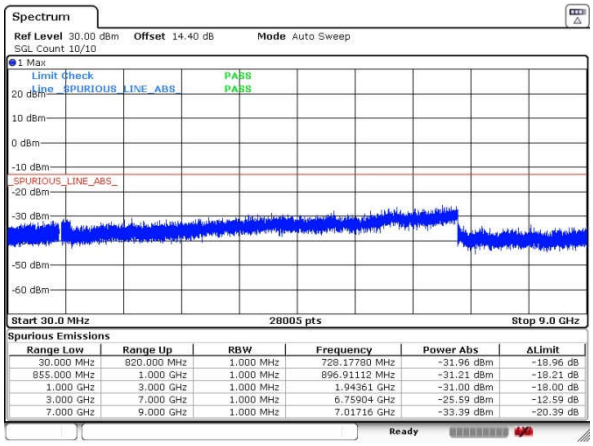

Spurious Emissions

Range Low	Range Up	RBW	Frequency	Power Abs	ΔLimit
30.000 MHz	820.000 MHz	1.000 MHz	728.17780 MHz	-31.96 dBm	-18.96 dB
855.000 MHz	1.000 GHz	1.000 MHz	896.91112 MHz	-31.21 dBm	-18.21 dB
1.000 GHz	3.000 GHz	1.000 MHz	1.94361 GHz	-31.00 dBm	-18.00 dB
3.000 GHz	7.000 GHz	1.000 MHz	6.75904 GHz	-25.59 dBm	-12.59 dB
7.000 GHz	9.000 GHz	1.000 MHz	7.01716 GHz	-33.39 dBm	-20.39 dB

Date: 1.APR.2019 14:47:44

CDMA BC1 (1xRTT)

Lowest Channel

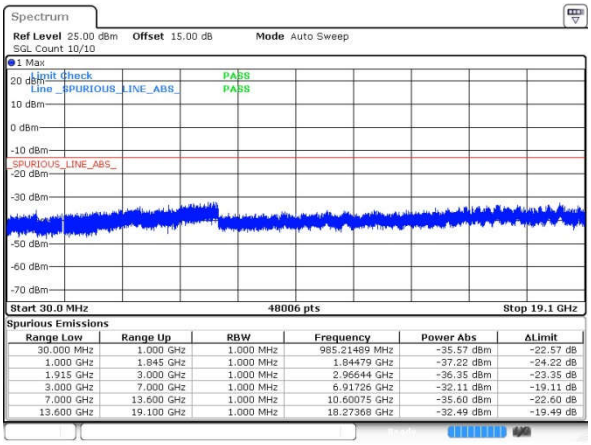

Spurious Emissions

Range Low	Range Up	RBW	Frequency	Power Abs	ΔLimit
30.000 MHz	1.000 GHz	1.000 MHz	985.21489 MHz	-35.57 dBm	-22.57 dB
1.000 GHz	1.845 GHz	1.000 MHz	1.84479 GHz	-37.22 dBm	-24.22 dB
1.915 GHz	3.000 GHz	1.000 MHz	2.96644 GHz	-36.35 dBm	-23.35 dB
3.000 GHz	7.000 GHz	1.000 MHz	6.91726 GHz	-32.11 dBm	-19.11 dB
7.000 GHz	13.600 GHz	1.000 MHz	10.60075 GHz	-35.60 dBm	-22.60 dB
13.600 GHz	19.100 GHz	1.000 MHz	18.27368 GHz	-32.49 dBm	-19.49 dB

Date: 26.MAR.2019 09:34:07

Middle Channel

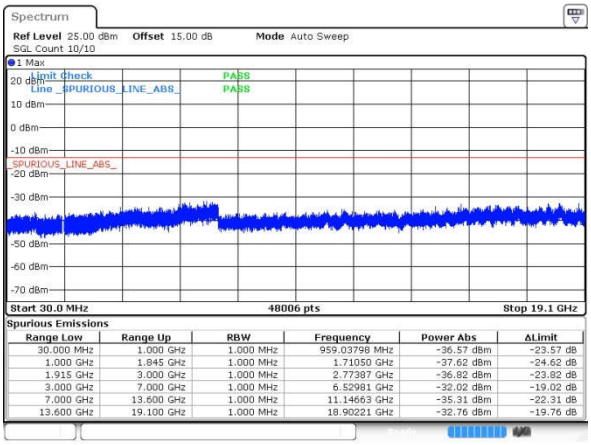

Spurious Emissions

Range Low	Range Up	RBW	Frequency	Power Abs	ΔLimit
30.000 MHz	1.000 GHz	1.000 MHz	959.03798 MHz	-36.57 dBm	-23.57 dB
1.000 GHz	1.845 GHz	1.000 MHz	1.71050 GHz	-37.62 dBm	-24.62 dB
1.915 GHz	3.000 GHz	1.000 MHz	2.77387 GHz	-36.82 dBm	-23.82 dB
3.000 GHz	7.000 GHz	1.000 MHz	6.52981 GHz	-32.02 dBm	-19.02 dB
7.000 GHz	13.600 GHz	1.000 MHz	11.14663 GHz	-35.31 dBm	-22.31 dB
13.600 GHz	19.100 GHz	1.000 MHz	18.90221 GHz	-32.76 dBm	-19.76 dB

Date: 26.MAR.2019 09:35:24

Highest Channel

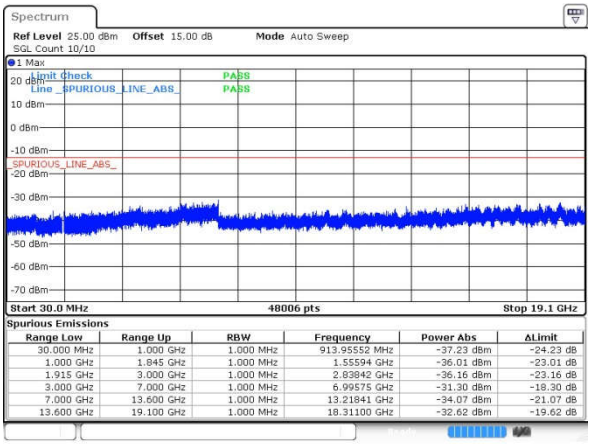

Spurious Emissions

Range Low	Range Up	RBW	Frequency	Power Abs	ΔLimit
30.000 MHz	1.000 GHz	1.000 MHz	913.95552 MHz	-37.23 dBm	-24.23 dB
1.000 GHz	1.845 GHz	1.000 MHz	1.55594 GHz	-36.01 dBm	-23.01 dB
1.915 GHz	3.000 GHz	1.000 MHz	2.83842 GHz	-36.16 dBm	-23.16 dB
3.000 GHz	7.000 GHz	1.000 MHz	6.99575 GHz	-31.30 dBm	-18.30 dB
7.000 GHz	13.600 GHz	1.000 MHz	13.21841 GHz	-34.07 dBm	-21.07 dB
13.600 GHz	19.100 GHz	1.000 MHz	18.31100 GHz	-32.62 dBm	-19.62 dB

Date: 26.MAR.2019 09:36:44

Frequency Stability

Test Conditions	Middle Channel	GSM850 (GSM)	GSM850 (EDGE class 8)	Limit 2.5ppm
Temperature (°C)	Voltage (Volt)	Deviation (ppm)		Result
50	Normal Voltage	0.0048	0.0060	PASS
40	Normal Voltage	0.0526	0.0167	
30	Normal Voltage	0.0120	0.0538	
20(Ref.)	Normal Voltage	0.0000	0.0000	
10	Normal Voltage	0.0574	0.0335	
0	Normal Voltage	0.0191	0.0538	
-10	Normal Voltage	0.0084	0.0466	
-20	Normal Voltage	0.0143	0.0167	
-30	Normal Voltage	0.0108	0.0478	
20	Maximum Voltage	0.0466	0.0514	
20	Normal Voltage	0.0000	0.0000	
20	Battery End Point	0.0395	0.0395	

Note: Normal Voltage = 3.8V. ；Battery End Point (BEP) =3.6V.；Maximum Voltage =4.1 V

Test Conditions	Middle Channel	GSM1900 (GSM)	GSM1900 (EDGE class 8)	Limit Note 2.
Temperature (°C)	Voltage (Volt)	Deviation (ppm)		Result
50	Normal Voltage	0.0053	0.0005	PASS
40	Normal Voltage	0.0016	0.0016	
30	Normal Voltage	0.0027	0.0021	
20(Ref.)	Normal Voltage	0.0000	0.0000	
10	Normal Voltage	0.0170	0.0255	
0	Normal Voltage	0.0074	0.0186	
-10	Normal Voltage	0.0160	0.0011	
-20	Normal Voltage	0.0218	0.0037	
-30	Normal Voltage	0.0005	0.0213	
20	Maximum Voltage	0.0053	0.0160	
20	Normal Voltage	0.0000	0.0000	
20	Battery End Point	0.0133	0.0011	

Note:

1. Normal Voltage = 3.8V. ；Battery End Point (BEP) =3.6V.；Maximum Voltage =4.1 V
2. The frequency fundamental emissions stay within the authorized frequency block based on the frequency deviation measured is small.

Test Conditions	Middle Channel	WCDMA Band V (RMC 12.2KbpsRMC 12.2Kbps)	Limit 2.5ppm
Temperature (°C)	Voltage (Volt)	Deviation (ppm)	Result
50	Normal Voltage	0.0060	PASS
40	Normal Voltage	0.0395	
30	Normal Voltage	0.0442	
20(Ref.)	Normal Voltage	0.0000	
10	Normal Voltage	0.0072	
0	Normal Voltage	0.0323	
-10	Normal Voltage	0.0048	
-20	Normal Voltage	0.0167	
-30	Normal Voltage	0.0311	
20	Maximum Voltage	0.0442	
20	Normal Voltage	0.0000	
20	Battery End Point	0.0012	

Note: Normal Voltage = 3.8V. ；Battery End Point (BEP) =3.6V.；Maximum Voltage =4.1V

Test Conditions	Middle Channel	WCDMA Band II (RMC 12.2Kbps)	Limit Note 2.
Temperature (°C)	Voltage (Volt)	Deviation (ppm)	Result
50	Normal Voltage	0.0186	PASS
40	Normal Voltage	0.0128	
30	Normal Voltage	0.0165	
20(Ref.)	Normal Voltage	0.0000	
10	Normal Voltage	0.0117	
0	Normal Voltage	0.0154	
-10	Normal Voltage	0.0239	
-20	Normal Voltage	0.0005	
-30	Normal Voltage	0.0117	
20	Maximum Voltage	0.0165	
20	Normal Voltage	0.0000	
20	Battery End Point	0.0032	

Note:

1. Normal Voltage = 3.8V. ；Battery End Point (BEP) =3.6V.；Maximum Voltage =4.1V
2. The frequency fundamental emissions stay within the authorized frequency block based on the frequency deviation measured is small.

Test Conditions	Middle Channel	WCDMA Band IV (RMC 12.2Kbps)	Limit Note 2.
Temperature (°C)	Voltage (Volt)	Deviation (ppm)	Result
50	Normal Voltage	0.0069	PASS
40	Normal Voltage	0.0156	
30	Normal Voltage	0.0017	
20(Ref.)	Normal Voltage	0.0000	
10	Normal Voltage	0.0012	
0	Normal Voltage	0.0058	
-10	Normal Voltage	0.0150	
-20	Normal Voltage	0.0167	
-30	Normal Voltage	0.0092	
20	Maximum Voltage	0.0092	
20	Normal Voltage	0.0000	
20	Battery End Point	0.0167	

Note:

1. Normal Voltage = 3.8V. ；Battery End Point (BEP) =3.6V.；Maximum Voltage =4.1V
2. The frequency fundamental emissions stay within the authorized frequency block based on the frequency deviation measured is small.

Test Conditions	Middle Channel	CDMA BC0 (1xRTT)	Limit 2.5ppm
Temperature (°C)	Voltage (Volt)	Deviation (ppm)	Result
50	Normal Voltage	0.0012	PASS
40	Normal Voltage	0.0155	
30	Normal Voltage	0.0072	
20(Ref.)	Normal Voltage	0.0000	
10	Normal Voltage	0.0048	
0	Normal Voltage	0.0215	
-10	Normal Voltage	0.0048	
-20	Normal Voltage	0.0179	
-30	Normal Voltage	0.0251	
20	Maximum Voltage	0.0024	
20	Normal Voltage	0.0000	
20	Battery End Point	0.0191	

Note: Normal Voltage = 3.8V. ；Battery End Point (BEP) = 3.6V.；Maximum Voltage =4.1V

Test Conditions	Middle Channel	CDMA BC1 (1xRTT)	Limit Note 2.
Temperature (°C)	Voltage (Volt)	Deviation (ppm)	Result
50	Normal Voltage	0.0037	PASS
40	Normal Voltage	0.0027	
30	Normal Voltage	0.0011	
20(Ref.)	Normal Voltage	0.0000	
10	Normal Voltage	0.0064	
0	Normal Voltage	0.0085	
-10	Normal Voltage	0.0005	
-20	Normal Voltage	0.0133	
-30	Normal Voltage	0.0128	
20	Maximum Voltage	0.0021	
20	Normal Voltage	0.0000	
20	Battery End Point	0.0011	

Note:

1. Normal Voltage = 3.8V；Battery End Point (BEP) = 3.6V；Maximum Voltage =4.1V
2. The frequency fundamental emissions stay within the authorized frequency block based on the frequency deviation measured is small.

Appendix B. Test Results of Radiated Test

Radiated Spurious Emission

GSM850 (GSM)								
Channel	Frequency (MHz)	ERP (dBm)	Limit (dBm)	Over Limit (dB)	S.G. Power (dBm)	TX Cable loss (dB)	TX Antenna Gain (dBi)	Polarization (H/V)
Middle	1672	-52.12	-13	-39.12	-53.33	2.32	5.68	H
	2510	-65.32	-13	-52.32	-65.95	3.02	5.80	H
	3348	-64.84	-13	-51.84	-67.30	3.27	7.88	H
	1672	-49.58	-13	-36.58	-50.79	2.32	5.68	V
	2510	-65.77	-13	-52.77	-66.40	3.02	5.80	V
	3348	-65.31	-13	-52.31	-67.77	3.27	7.88	V

Remark: Spurious emissions within 30-1000MHz were found more than 20dB below limit line.

GSM850 (EDGE class 8)								
Channel	Frequency (MHz)	ERP (dBm)	Limit (dBm)	Over Limit (dB)	S.G. Power (dBm)	TX Cable loss (dB)	TX Antenna Gain (dBi)	Polarization (H/V)
Middle	1672	-64.62	-13	-51.62	-65.83	2.32	5.68	H
	2510	-65.79	-13	-52.79	-66.42	3.02	5.80	H
	3348	-65.37	-13	-52.37	-67.83	3.27	7.88	H
	1672	-61.89	-13	-48.89	-63.10	2.32	5.68	V
	2510	-66.54	-13	-53.54	-67.17	3.02	5.80	V
	3348	-65.90	-13	-52.90	-68.36	3.27	7.88	V

Remark: Spurious emissions within 30-1000MHz were found more than 20dB below limit line.

GSM1900 (GSM)								
Channel	Frequency (MHz)	EIRP (dBm)	Limit (dBm)	Over Limit (dB)	S.G. Power (dBm)	TX Cable loss (dB)	TX Antenna Gain (dBi)	Polarization (H/V)
Middle	3759	-60.55	-13	-47.55	-65.42	3.55	8.42	H
	5640	-56.34	-13	-43.34	-62.68	4.34	10.68	H
	7521	-52.57	-13	-39.57	-59.37	5.14	11.94	H
	3759	-60.66	-13	-47.66	-65.53	3.55	8.42	V
	5640	-57.10	-13	-44.10	-63.44	4.34	10.68	V
	7521	-52.29	-13	-39.29	-59.09	5.14	11.94	V

Remark: Spurious emissions within 30-1000MHz were found more than 20dB below limit line.

GSM1900 (EDGE class 8)								
Channel	Frequency (MHz)	EIRP (dBm)	Limit (dBm)	Over Limit (dB)	S.G. Power (dBm)	TX Cable loss (dB)	TX Antenna Gain (dBi)	Polarization (H/V)
Middle	3759	-60.96	-13	-47.96	-65.83	3.55	8.42	H
	5640	-57.22	-13	-44.22	-63.56	4.34	10.68	H
	7521	-52.62	-13	-39.62	-59.42	5.14	11.94	H
	3759	-60.90	-13	-47.90	-65.77	3.55	8.42	V
	5640	-57.12	-13	-44.12	-63.46	4.34	10.68	V
	7521	-52.23	-13	-39.23	-59.03	5.14	11.94	V

Remark: Spurious emissions within 30-1000MHz were found more than 20dB below limit line.

WCDMA Band V(RMC 12.2Kbps)								
Channel	Frequency (MHz)	ERP (dBm)	Limit (dBm)	Over Limit (dB)	S.G. Power (dBm)	TX Cable loss (dB)	TX Antenna Gain (dBi)	Polarization (H/V)
Middle	1672	-69.15	-13	-56.15	-70.36	2.32	5.68	H
	2510	-66.94	-13	-53.94	-67.57	3.02	5.80	H
	3348	-65.69	-13	-52.69	-68.15	3.27	7.88	H
	1672	-69.11	-13	-56.11	-70.32	2.32	5.68	V
	2510	-66.99	-13	-53.99	-67.62	3.02	5.80	V
	3348	-65.75	-13	-52.75	-68.21	3.27	7.88	V

Remark: Spurious emissions within 30-1000MHz were found more than 20dB below limit line.

WCDMA Band II(RMC 12.2Kbps)								
Channel	Frequency (MHz)	EIRP (dBm)	Limit (dBm)	Over Limit (dB)	S.G. Power (dBm)	TX Cable loss (dB)	TX Antenna Gain (dBi)	Polarization (H/V)
Middle	3759	-61.02	-13	-48.02	-65.89	3.55	8.42	H
	5640	-57.25	-13	-44.25	-63.59	4.34	10.68	H
	7521	-52.44	-13	-39.44	-59.24	5.14	11.94	H
	3759	-60.72	-13	-47.72	-65.59	3.55	8.42	V
	5640	-57.28	-13	-44.28	-63.62	4.34	10.68	V
	7521	-51.90	-13	-38.90	-58.70	5.14	11.94	V

Remark: Spurious emissions within 30-1000MHz were found more than 20dB below limit line.

WCDMA Band IV(RMC 12.2Kbps)								
Channel	Frequency (MHz)	EIRP (dBm)	Limit (dBm)	Over Limit (dB)	S.G. Power (dBm)	TX Cable loss (dB)	TX Antenna Gain (dBi)	Polarization (H/V)
Middle	3465	-62.24	-13	-49.24	-66.96	3.41	8.13	H
	5199	-57.93	-13	-44.93	-63.94	4.20	10.20	H
	6936	-54.18	-13	-41.18	-60.63	4.91	11.36	H
	3465	-62.19	-13	-49.19	-66.91	3.41	8.13	V
	5199	-57.83	-13	-44.83	-63.84	4.20	10.20	V
	6936	-54.42	-13	-41.42	-60.87	4.91	11.36	V

Remark: Spurious emissions within 30-1000MHz were found more than 20dB below limit line.

CDMA BC0(1xRTT)								
Channel	Frequency (MHz)	ERP (dBm)	Limit (dBm)	Over Limit (dB)	S.G. Power (dBm)	TX Cable loss (dB)	TX Antenna Gain (dBi)	Polarization (H/V)
Middle	1672	-69.80	-13	-56.80	-71.01	2.32	5.68	H
	2508	-66.15	-13	-53.15	-66.78	3.02	5.80	H
	3346	-65.80	-13	-52.80	-68.26	3.27	7.88	H
	1672	-69.45	-13	-56.45	-70.66	2.32	5.68	V
	2508	-67.31	-13	-54.31	-67.94	3.02	5.80	V
	3346	-66.19	-13	-53.19	-68.65	3.27	7.88	V

Remark: Spurious emissions within 30-1000MHz were found more than 20dB below limit line.

CDMA BC1(1xRTT)								
Channel	Frequency (MHz)	EIRP (dBm)	Limit (dBm)	Over Limit (dB)	S.G. Power (dBm)	TX Cable loss (dB)	TX Antenna Gain (dBi)	Polarization (H/V)
Middle	3759	-60.92	-13	-47.92	-65.79	3.55	8.42	H
	5640	-56.50	-13	-43.50	-62.84	4.34	10.68	H
	7521	-52.34	-13	-39.34	-59.14	5.14	11.94	H
	3759	-60.58	-13	-47.58	-65.45	3.55	8.42	V
	5640	-57.43	-13	-44.43	-63.77	4.34	10.68	V
	7521	-52.32	-13	-39.32	-59.12	5.14	11.94	V

Remark: Spurious emissions within 30-1000MHz were found more than 20dB below limit line.