#01_HAC_T-Coil_GSM850_Voice_Ch189_Axial (Z)

Communication System: GSM850; Frequency: 836.4 MHz
Medium: Air Medium parameters used: $\sigma = 0$ S/m, $\varepsilon_r = 1$; $\rho = 0$ kg/m^3
Ambient Temperature：23.5 ℃

DASY5 Configuration:
- Probe: AM1DV3 - 3130; ; Calibrated: 2018/11/20
- Sensor-Surface: 0mm (Fix Surface)
- Electronics: DAE4 Sn854; Calibrated: 2018/6/14
- Phantom: HAC Test Arch with AMCC; Type: SD HAC P01 BA;
- Measurement SW: DASY52, Version 52.10 (1);SEMCAD X Version 14.6.11 (7439)

General Scans/z (axial) 4.2mm 50 x 50/ABM Interpolated SNR(x,y,z) (121x121x1): Interpolated grid: dx=1.000 mm, dy=1.000 mm
ABM1/ABM2 = 24.26 dB
ABM1 comp = -2.93 dBA/m
Location: -0.9, -1.9, 3.7 mm

0 dB = 16.34 = 24.27 dB

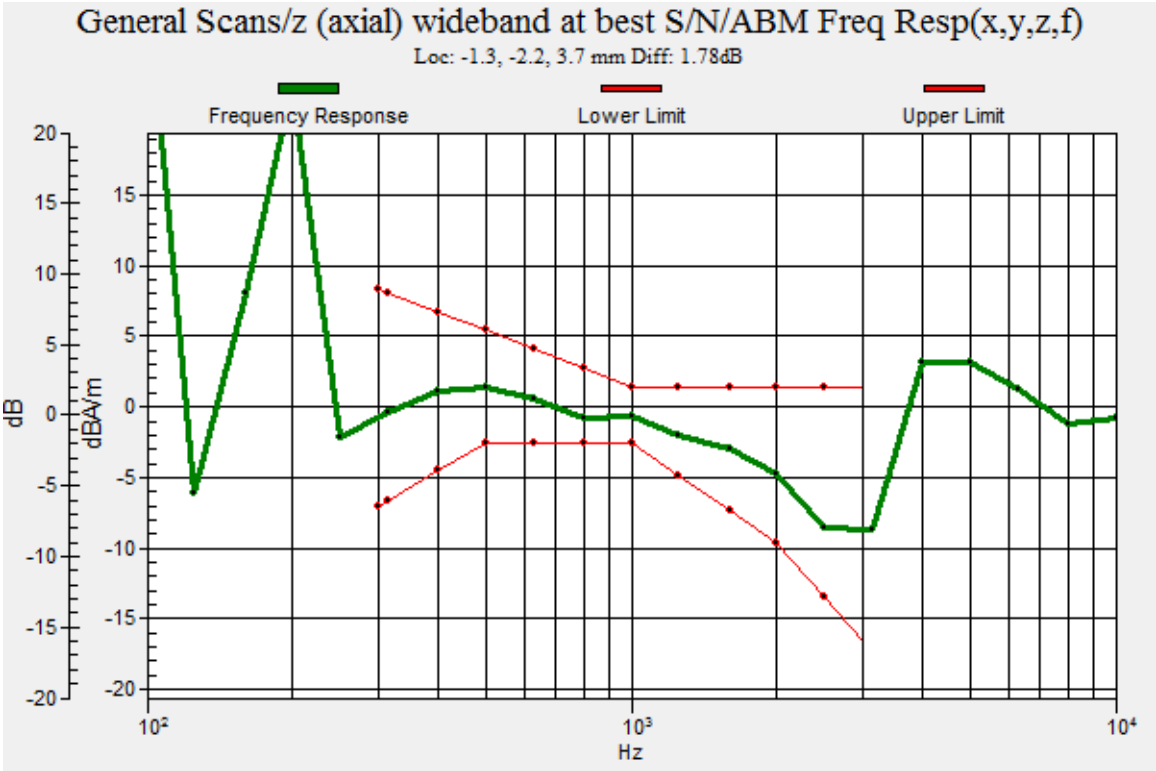
General Scans/z (axial) wideband at best S/N/ABM Freq Resp(x,y,z,f)
Loc: -1.3, -2.2, 3.7 mm Diff: 1.78dB
Frequency Response
Lower Limit
Upper Limit
dB
dBA/m
Hz

#01_HAC_T-Coil_GSM850_Voice_Ch189_Transversal (Y)

Communication System: GSM850; Frequency: 836.4 MHz
Medium: Air Medium parameters used: $\sigma = 0$ S/m, $\varepsilon_r = 1$; $\rho = 0$ kg/m^3
Ambient Temperature：23.5 ℃

DASY5 Configuration:
- Probe: AM1DV3 - 3130; ; Calibrated: 2018/11/20
- Sensor-Surface: 0mm (Fix Surface)
- Electronics: DAE4 Sn854; Calibrated: 2018/6/14
- Phantom: HAC Test Arch with AMCC; Type: SD HAC P01 BA;
- Measurement SW: DASY52, Version 52.10 (1);SEMCAD X Version 14.6.11 (7439)

General Scans/y (transversal) 4.2mm 50 x 50/ABM Interpolated SNR(x,y,z) (121x121x1): Interpolated grid: dx=1.000 mm, dy=1.000 mm
ABM1/ABM2 = 29.00 dB
ABM1 comp = -11.14 dBA/m
Location: -3, -11.7, 3.7 mm

0 dB = 28.17 = 29.00 dB

#02_HAC_T-Coil_GSM1900_Voice_Ch661_Axial (Z)

Communication System: PCS ; Frequency: 1880 MHz
Medium: Air Medium parameters used: $\sigma = 0$ S/m, $\varepsilon_r = 1$; $\rho = 0$ kg/m^3
Ambient Temperature：23.5 ℃

DASY5 Configuration:
- Probe: AM1DV3 - 3130; ; Calibrated: 2018/11/20
- Sensor-Surface: 0mm (Fix Surface)
- Electronics: DAE4 Sn854; Calibrated: 2018/6/14
- Phantom: HAC Test Arch with AMCC; Type: SD HAC P01 BA;
- Measurement SW: DASY52, Version 52.10 (1);SEMCAD X Version 14.6.11 (7439)

General Scans/z (axial) 4.2mm 50 x 50/ABM Interpolated SNR(x,y,z) (121x121x1): Interpolated grid: dx=1.000 mm, dy=1.000 mm
ABM1/ABM2 = 34.53 dB
ABM1 comp = -3.92 dBA/m
Location: -2.3, -2.6, 3.7 mm

0 dB = 53.29 = 34.53 dB

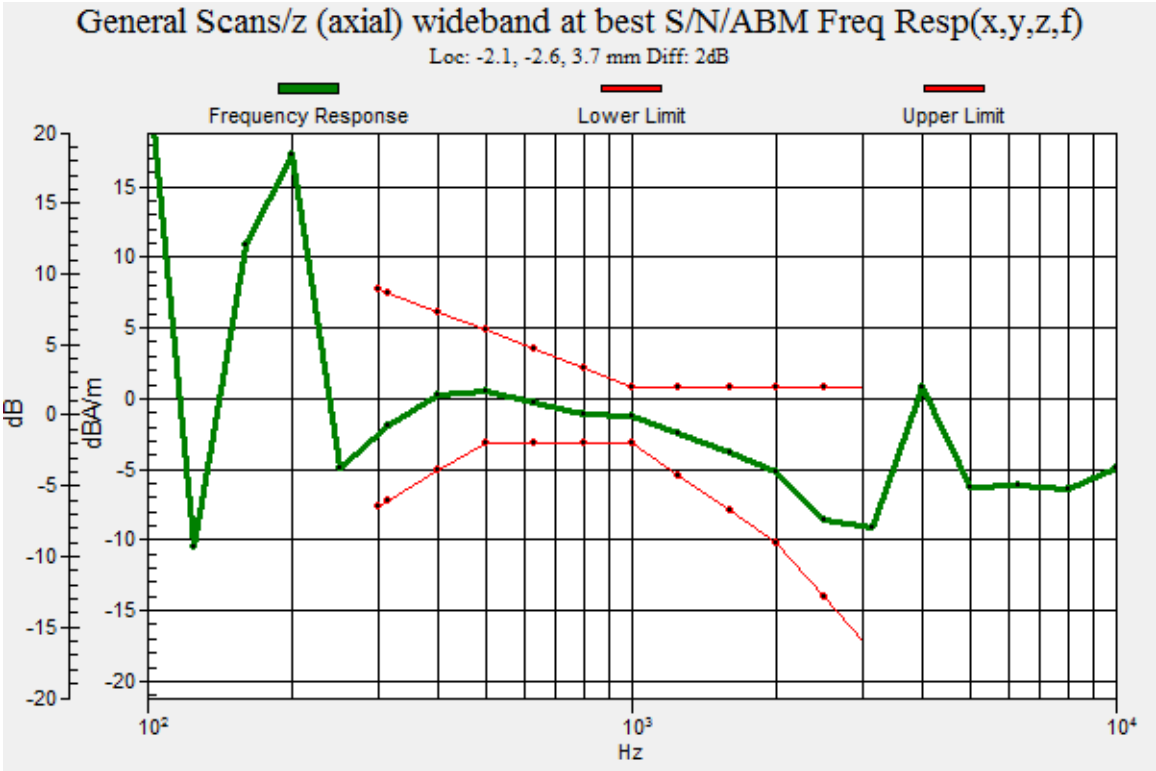
General Scans/z (axial) wideband at best S/N/ABM Freq Resp(x,y,z,f)
Loc: -2.1, -2.6, 3.7 mm Diff: 2dB
Frequency Response
Lower Limit
Upper Limit
dB
dBA/m
Hz

#02_HAC_T-Coil_GSM1900_Voice_Ch661_Transversal (Y)

Communication System: PCS ; Frequency: 1880 MHz
Medium: Air Medium parameters used: $\sigma = 0$ S/m, $\varepsilon_r = 1$; $\rho = 0$ kg/m^3
Ambient Temperature：23.5 ℃

DASY5 Configuration:
- Probe: AM1DV3 - 3130; ; Calibrated: 2018/11/20
- Sensor-Surface: 0mm (Fix Surface)
- Electronics: DAE4 Sn854; Calibrated: 2018/6/14
- Phantom: HAC Test Arch with AMCC; Type: SD HAC P01 BA;
- Measurement SW: DASY52, Version 52.10 (1);SEMCAD X Version 14.6.11 (7439)

General Scans/y (transversal) 4.2mm 50 x 50/ABM Interpolated SNR(x,y,z) (121x121x1): Interpolated grid: dx=1.000 mm, dy=1.000 mm
ABM1/ABM2 = 36.43 dB
ABM1 comp = -10.35 dBA/m
Location: -2.3, -11, 3.7 mm

0 dB = 66.29 = 36.43 dB

#03_HAC_T-Coil_WCDMA II_Voice_Ch9400_Axial (Z)

Communication System: WCDMA ; Frequency: 1880 MHz
Medium: Air Medium parameters used: $\sigma = 0$ S/m, $\varepsilon_r = 1$; $\rho = 0$ kg/m^3
Ambient Temperature：23.5 ℃

DASY5 Configuration:
- Probe: AM1DV3 - 3130; ; Calibrated: 2018/11/20
- Sensor-Surface: 0mm (Fix Surface)
- Electronics: DAE4 Sn854; Calibrated: 2018/6/14
- Phantom: HAC Test Arch with AMCC; Type: SD HAC P01 BA;
- Measurement SW: DASY52, Version 52.10 (1);SEMCAD X Version 14.6.11 (7439)

General Scans/z (axial) 4.2mm 50 x 50/ABM Interpolated SNR(x,y,z) (121x121x1): Interpolated grid: dx=1.000 mm, dy=1.000 mm
ABM1/ABM2 = 40.18 dB
ABM1 comp = -3.71 dBA/m
Location: -2.3, -4, 3.7 mm

0 dB = 102.1 = 40.18 dB

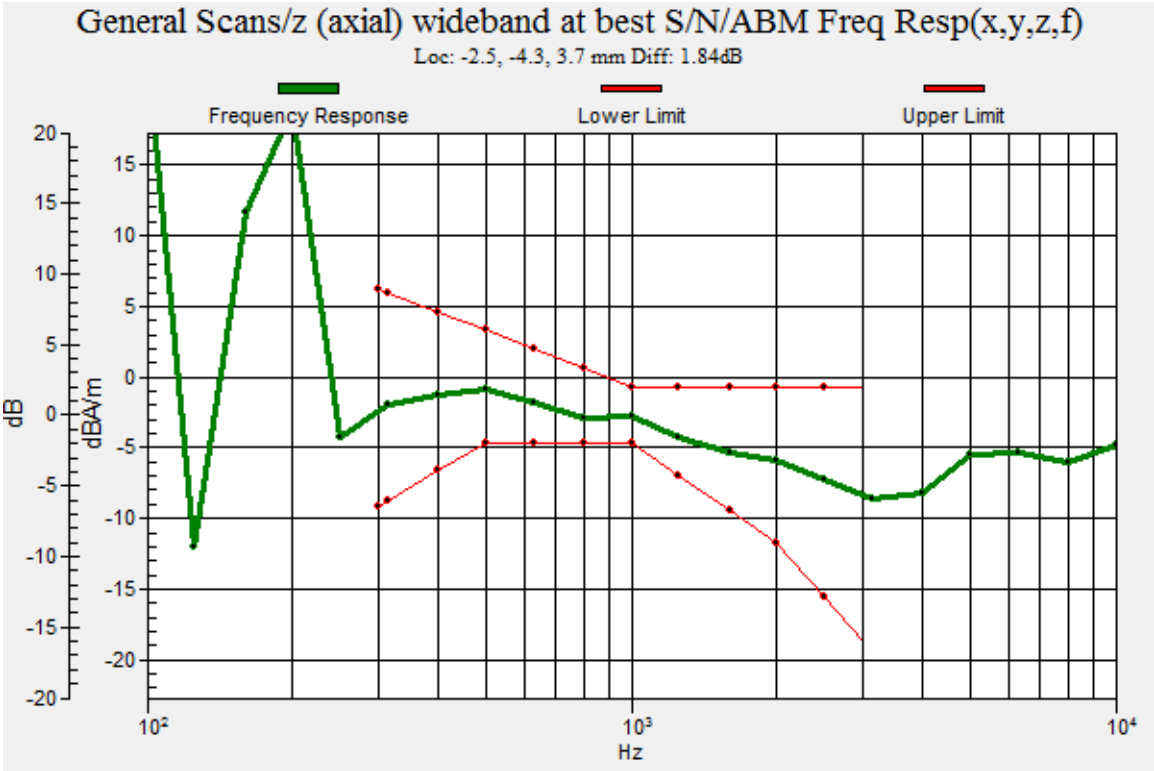
General Scans/z (axial) wideband at best S/N/ABM Freq Resp(x,y,z,f)
Loc: -2.5, -4.3, 3.7 mm Diff: 1.84dB
Frequency Response
Lower Limit
Upper Limit
dB
dBA/m
Hz

#03_HAC_T-Coil_WCDMA II_Voice_Ch9400_Transversal (Y)

Communication System: WCDMA ; Frequency: 1880 MHz
Medium: Air Medium parameters used: $\sigma = 0$ S/m, $\varepsilon_r = 1$; $\rho = 0$ kg/m^3
Ambient Temperature：23.5 ℃

DASY5 Configuration:
- Probe: AM1DV3 - 3130; ; Calibrated: 2018/11/20
- Sensor-Surface: 0mm (Fix Surface)
- Electronics: DAE4 Sn854; Calibrated: 2018/6/14
- Phantom: HAC Test Arch with AMCC; Type: SD HAC P01 BA;
- Measurement SW: DASY52, Version 52.10 (1);SEMCAD X Version 14.6.11 (7439)

General Scans/y (transversal) 4.2mm 50 x 50/ABM Interpolated SNR(x,y,z) (121x121x1): Interpolated grid: dx=1.000 mm, dy=1.000 mm
ABM1/ABM2 = 38.83 dB
ABM1 comp = -9.72 dBA/m
Location: -1.6, -11, 3.7 mm

0 dB = 87.37 = 38.83 dB

#04_HAC_T-Coil_WCDMA IV_Voice_Ch1413_Axial (Z)

Communication System: WCDMA ; Frequency: 1732.6 MHz
Medium: Air Medium parameters used: $\sigma = 0$ S/m, $\varepsilon_r = 1$; $\rho = 0$ kg/m^3
Ambient Temperature：23.5 ℃

DASY5 Configuration:
- Probe: AM1DV3 - 3130; ; Calibrated: 2018/11/20
- Sensor-Surface: 0mm (Fix Surface)
- Electronics: DAE4 Sn854; Calibrated: 2018/6/14
- Phantom: HAC Test Arch with AMCC; Type: SD HAC P01 BA;
- Measurement SW: DASY52, Version 52.10 (1);SEMCAD X Version 14.6.11 (7439)

General Scans/z (axial) 4.2mm 50 x 50/ABM Interpolated SNR(x,y,z) (121x121x1): Interpolated grid: dx=1.000 mm, dy=1.000 mm
ABM1/ABM2 = 39.98 dB
ABM1 comp = -3.62 dBA/m
Location: -2.3, -1.9, 3.7 mm

0 dB = 99.78 = 39.98 dB

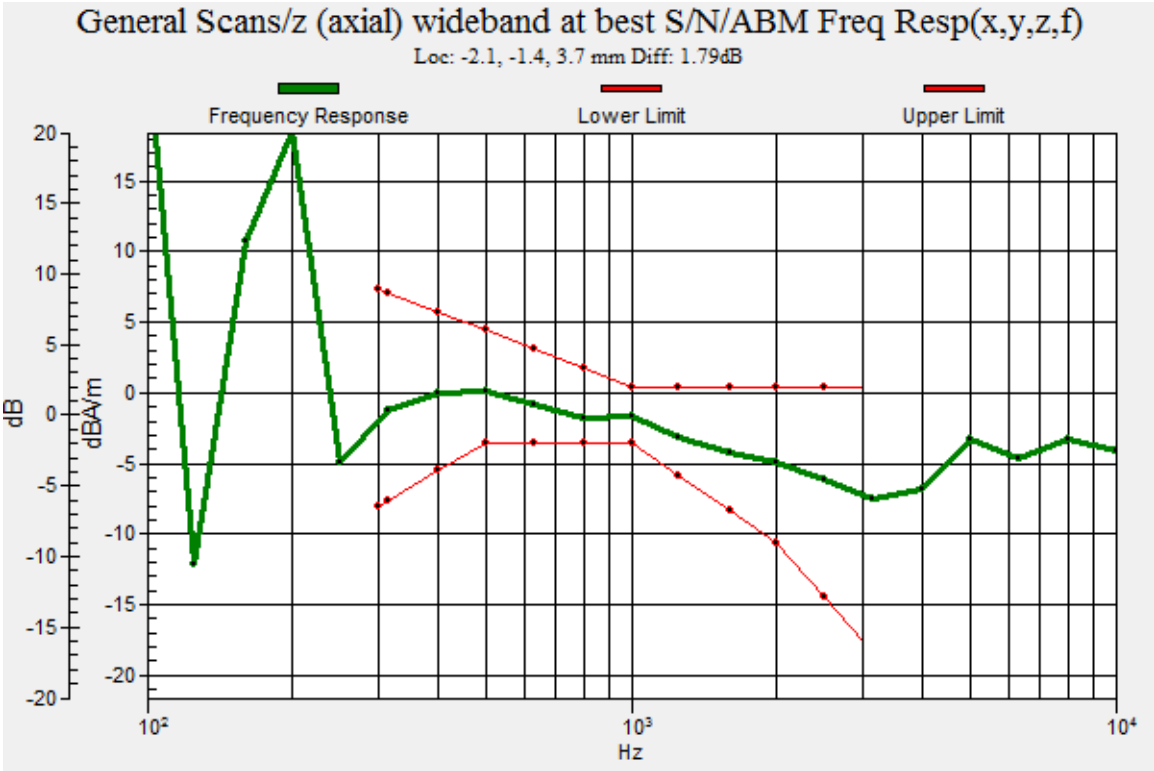
General Scans/z (axial) wideband at best S/N/ABM Freq Resp(x,y,z,f)
Loc: -2.1, -1.4, 3.7 mm Diff: 1.79dB
Frequency Response
Lower Limit
Upper Limit
dB
dBA/m
Hz

#04_HAC_T-Coil_WCDMA IV_Voice_Ch1413_Transversal (Y)

Communication System: WCDMA ; Frequency: 1732.6 MHz
Medium: Air Medium parameters used: $\sigma = 0$ S/m, $\varepsilon_r = 1$; $\rho = 0$ kg/m^3
Ambient Temperature：23.5 ℃

DASY5 Configuration:
- Probe: AM1DV3 - 3130; ; Calibrated: 2018/11/20
- Sensor-Surface: 0mm (Fix Surface)
- Electronics: DAE4 Sn854; Calibrated: 2018/6/14
- Phantom: HAC Test Arch with AMCC; Type: SD HAC P01 BA;
- Measurement SW: DASY52, Version 52.10 (1);SEMCAD X Version 14.6.11 (7439)

General Scans/y (transversal) 4.2mm 50 x 50/ABM Interpolated SNR(x,y,z) (121x121x1): Interpolated grid: dx=1.000 mm, dy=1.000 mm
ABM1/ABM2 = 38.50 dB
ABM1 comp = -10.19 dBA/m
BWC Factor = 0.16 dB
Location: -2.3, -11, 3.7 mm

0 dB = 84.13 = 38.50 dB

#05_HAC_T-Coil_WCDMA V_Voice_Ch4182_Axial (Z)

Communication System: WCDMA ; Frequency: 836.4 MHz
Medium: Air Medium parameters used: $\sigma = 0$ S/m, $\varepsilon_r = 1$; $\rho = 0$ kg/m^3
Ambient Temperature：23.5 ℃

DASY5 Configuration:
- Probe: AM1DV3 - 3130; ; Calibrated: 2018/11/20
- Sensor-Surface: 0mm (Fix Surface)
- Electronics: DAE4 Sn854; Calibrated: 2018/6/14
- Phantom: HAC Test Arch with AMCC; Type: SD HAC P01 BA;
- Measurement SW: DASY52, Version 52.10 (1);SEMCAD X Version 14.6.11 (7439)

General Scans/z (axial) 4.2mm 50 x 50/ABM Interpolated SNR(x,y,z) (121x121x1): Interpolated grid: dx=1.000 mm, dy=1.000 mm
ABM1/ABM2 = 40.76 dB
ABM1 comp = -2.55 dBA/m
Location: -0.9, 0.2, 3.7 mm

0 dB = 109.1 = 40.76 dB

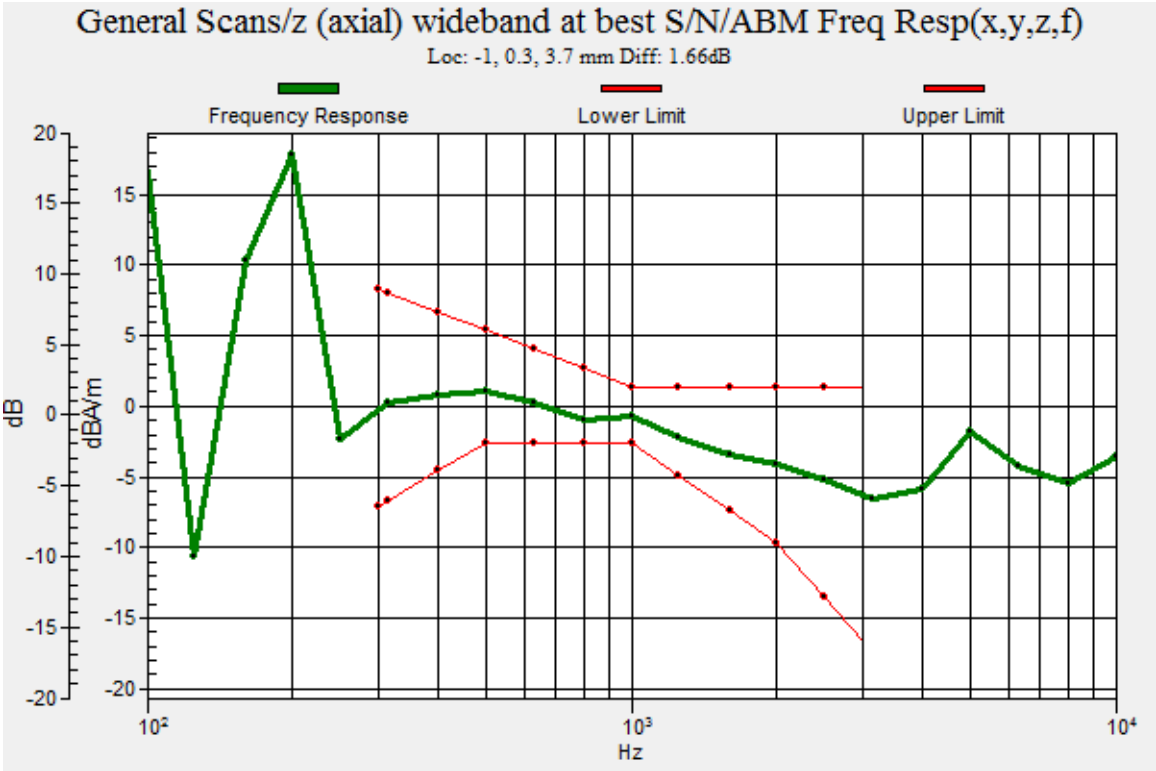
General Scans/z (axial) wideband at best S/N/ABM Freq Resp(x,y,z,f)
Loc: -1, 0.3, 3.7 mm Diff: 1.66dB
Frequency Response
Lower Limit
Upper Limit
dB
dBA/m
Hz

#05_HAC_T-Coil_WCDMA V_Voice_Ch4182_Transversal (Y)

Communication System: WCDMA ; Frequency: 836.4 MHz
Medium: Air Medium parameters used: $\sigma = 0$ S/m, $\varepsilon_r = 1$; $\rho = 0$ kg/m^3
Ambient Temperature：23.5 ℃

DASY5 Configuration:
- Probe: AM1DV3 - 3130; ; Calibrated: 2018/11/20
- Sensor-Surface: 0mm (Fix Surface)
- Electronics: DAE4 Sn854; Calibrated: 2018/6/14
- Phantom: HAC Test Arch with AMCC; Type: SD HAC P01 BA;
- Measurement SW: DASY52, Version 52.10 (1);SEMCAD X Version 14.6.11 (7439)

General Scans/y (transversal) 4.2mm 50 x 50/ABM Interpolated SNR(x,y,z) (121x121x1): Interpolated grid: dx=1.000 mm, dy=1.000 mm
ABM1/ABM2 = 39.01 dB
ABM1 comp = -9.74 dBA/m
Location: -1.6, -11, 3.7 mm

0 dB = 89.21 = 39.01 dB

#06_HAC_T-Coil_CDMA BC0_RC4+SO68 Voice codec8K Enhanced low_Ch384_Axial (Z)

Communication System: CDMA T-Coil; Frequency: 836.52 MHz
Medium: Air Medium parameters used: $\sigma = 0$ S/m, $\varepsilon_r = 1$; $\rho = 0$ kg/m^3
Ambient Temperature：23.5 ℃

DASY5 Configuration:
- Probe: AM1DV3 - 3130; ; Calibrated: 2018/11/20
- Sensor-Surface: 0mm (Fix Surface)
- Electronics: DAE4 Sn854; Calibrated: 2018/6/14
- Phantom: HAC Test Arch with AMCC; Type: SD HAC P01 BA;
- Measurement SW: DASY52, Version 52.10 (1);SEMCAD X Version 14.6.11 (7439)

General Scans/z (axial) 4.2mm 50 x 50/ABM Interpolated SNR(x,y,z) (121x121x1): Interpolated grid: dx=1.000 mm, dy=1.000 mm
ABM1/ABM2 = 42.99 dB
ABM1 comp = -4.38 dBA/m
Location: -2.3, 0.2, 3.7 mm

0 dB = 1.00 dB

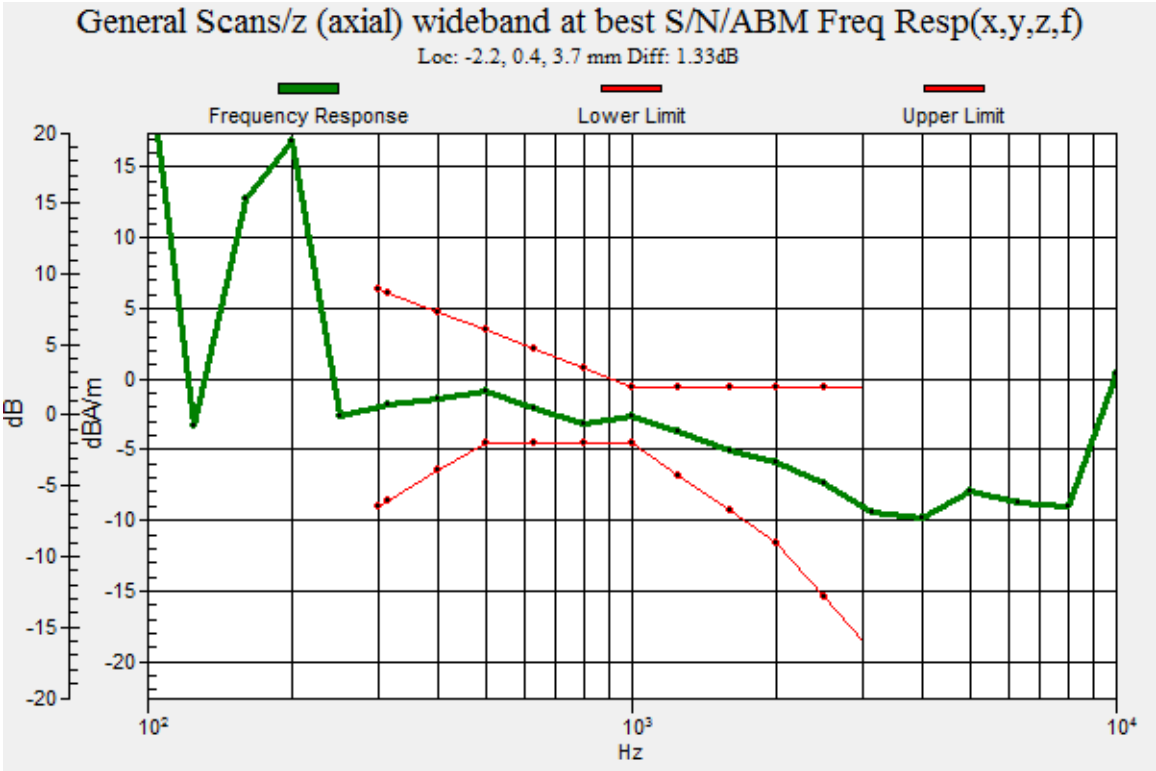
General Scans/z (axial) wideband at best S/N/ABM Freq Resp(x,y,z,f)
Loc: -2.2, 0.4, 3.7 mm Diff: 1.33dB
Frequency Response
Lower Limit
Upper Limit
dB
dBA/m
Hz

#06_HAC_T-Coil_CDMA BC0_RC4+SO68 Voice codec8K Enhanced low_Ch384_Transversal (Y)

Communication System: CDMA T-Coil ; Frequency: 836.52 MHz
Medium: Air Medium parameters used: $\sigma = 0$ S/m, $\varepsilon_r = 1$; $\rho = 0$ kg/m^3
Ambient Temperature：23.5 ℃

DASY5 Configuration:
- Probe: AM1DV3 - 3130; ; Calibrated: 2018/11/20
- Sensor-Surface: 0mm (Fix Surface)
- Electronics: DAE4 Sn854; Calibrated: 2018/6/14
- Phantom: HAC Test Arch with AMCC; Type: SD HAC P01 BA;
- Measurement SW: DASY52, Version 52.10 (1);SEMCAD X Version 14.6.11 (7439)

General Scans/y (transversal) 4.2mm 50 x 50/ABM Interpolated SNR(x,y,z) (121x121x1): Interpolated grid: dx=1.000 mm, dy=1.000 mm
ABM1/ABM2 = 38.66 dB
ABM1 comp = -9.14 dBA/m
Location: 0.5, -11, 3.7 mm

0 dB = 85.71 = 38.66 dB

#07_HAC_T-Coil_CDMA BC1_RC4+SO68 Voice codec8K Enhanced low_Ch600_Axial (Z)

Communication System: CDMA T-Coil; Frequency: 1880 MHz
Medium: Air Medium parameters used: $\sigma = 0$ S/m, $\varepsilon_r = 1$; $\rho = 0$ kg/m^3
Ambient Temperature：23.5 ℃

DASY5 Configuration:
- Probe: AM1DV3 - 3130; ; Calibrated: 2018/11/20
- Sensor-Surface: 0mm (Fix Surface)
- Electronics: DAE4 Sn854; Calibrated: 2018/6/14
- Phantom: HAC Test Arch with AMCC; Type: SD HAC P01 BA;
- Measurement SW: DASY52, Version 52.10 (1);SEMCAD X Version 14.6.11 (7439)

General Scans/z (axial) 4.2mm 50 x 50/ABM Interpolated SNR(x,y,z) (121x121x1): Interpolated grid: dx=1.000 mm, dy=1.000 mm
ABM1/ABM2 = 43.00 dB
ABM1 comp = -3.86 dBA/m
Location: -1.6, 0.9, 3.7 mm



0 dB = 141.3 = 43.00 dB

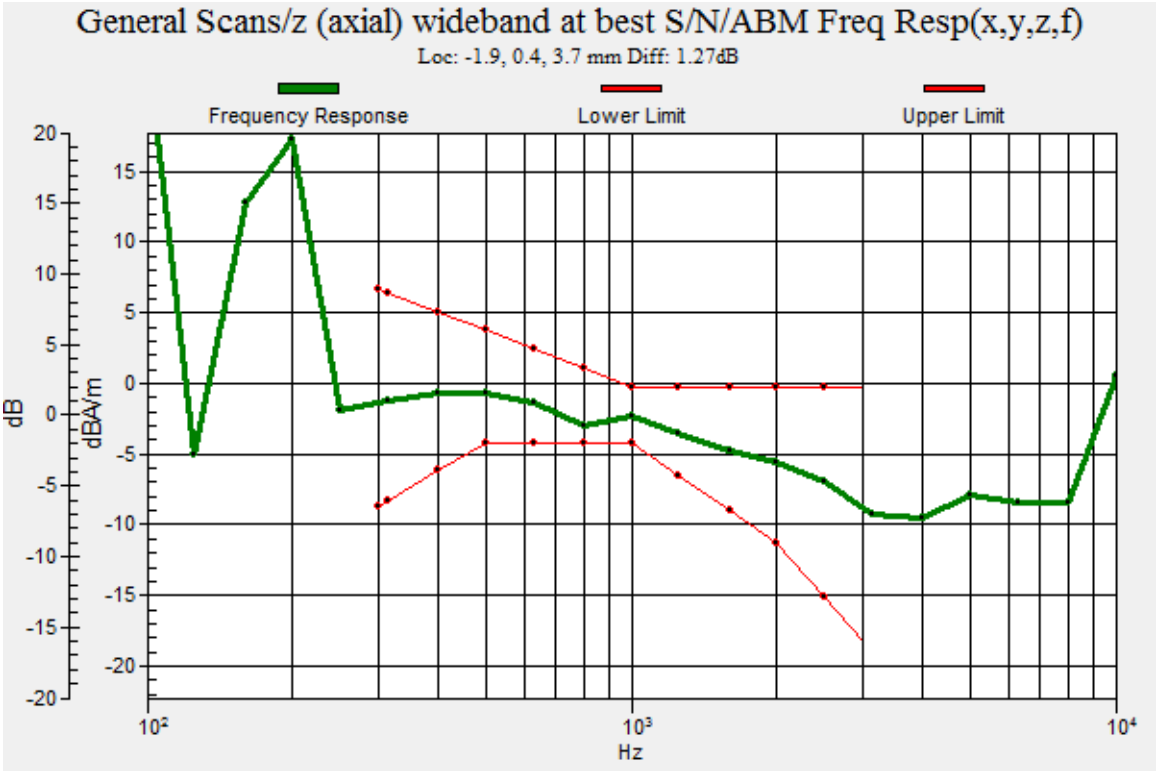
General Scans/z (axial) wideband at best S/N/ABM Freq Resp(x,y,z,f)
Loc: -1.9, 0.4, 3.7 mm Diff: 1.27dB
Frequency Response
Lower Limit
Upper Limit
dB
dBA/m
Hz

#07_HAC_T-Coil_CDMA BC1_RC4+SO68 Voice codec8K Enhanced low_Ch600_Transversal (Y)

Communication System: CDMA T-Coil; Frequency: 1880 MHz
Medium: Air Medium parameters used: $\sigma = 0$ S/m, $\varepsilon_r = 1$; $\rho = 0$ kg/m^3
Ambient Temperature：23.5 ℃

DASY5 Configuration:
- Probe: AM1DV3 - 3130; ; Calibrated: 2018/11/20
- Sensor-Surface: 0mm (Fix Surface)
- Electronics: DAE4 Sn854; Calibrated: 2018/6/14
- Phantom: HAC Test Arch with AMCC; Type: SD HAC P01 BA;
- Measurement SW: DASY52, Version 52.10 (1);SEMCAD X Version 14.6.11 (7439)

General Scans/y (transversal) 4.2mm 50 x 50/ABM Interpolated SNR(x,y,z) (121x121x1): Interpolated grid: dx=1.000 mm, dy=1.000 mm
ABM1/ABM2 = 38.34 dB
ABM1 comp = -9.16 dBA/m
Location: 0.5, -11, 3.7 mm

0 dB = 82.62 = 38.34 dB

#08_HAC_T-Coil_CDMA BC10_RC4+SO68 Voice codec8K Enhanced low_Ch580_Axial (Z)

Communication System: CDMA T-Coil; Frequency: 820.5 MHz
Medium: Air Medium parameters used: $\sigma = 0$ S/m, $\varepsilon_r = 1$; $\rho = 0$ kg/m^3
Ambient Temperature：23.5 ℃

DASY5 Configuration:
- Probe: AM1DV3 - 3130; ; Calibrated: 2018/11/20
- Sensor-Surface: 0mm (Fix Surface)
- Electronics: DAE4 Sn854; Calibrated: 2018/6/14
- Phantom: HAC Test Arch with AMCC; Type: SD HAC P01 BA;
- Measurement SW: DASY52, Version 52.10 (1);SEMCAD X Version 14.6.11 (7439)

General Scans/z (axial) 4.2mm 50 x 50/ABM Interpolated SNR(x,y,z) (121x121x1): Interpolated grid: dx=1.000 mm, dy=1.000 mm
ABM1/ABM2 = 42.89 dB
ABM1 comp = -4.08 dBA/m
Location: -1.6, 1.6, 3.7 mm



0 dB = 1.00 dB

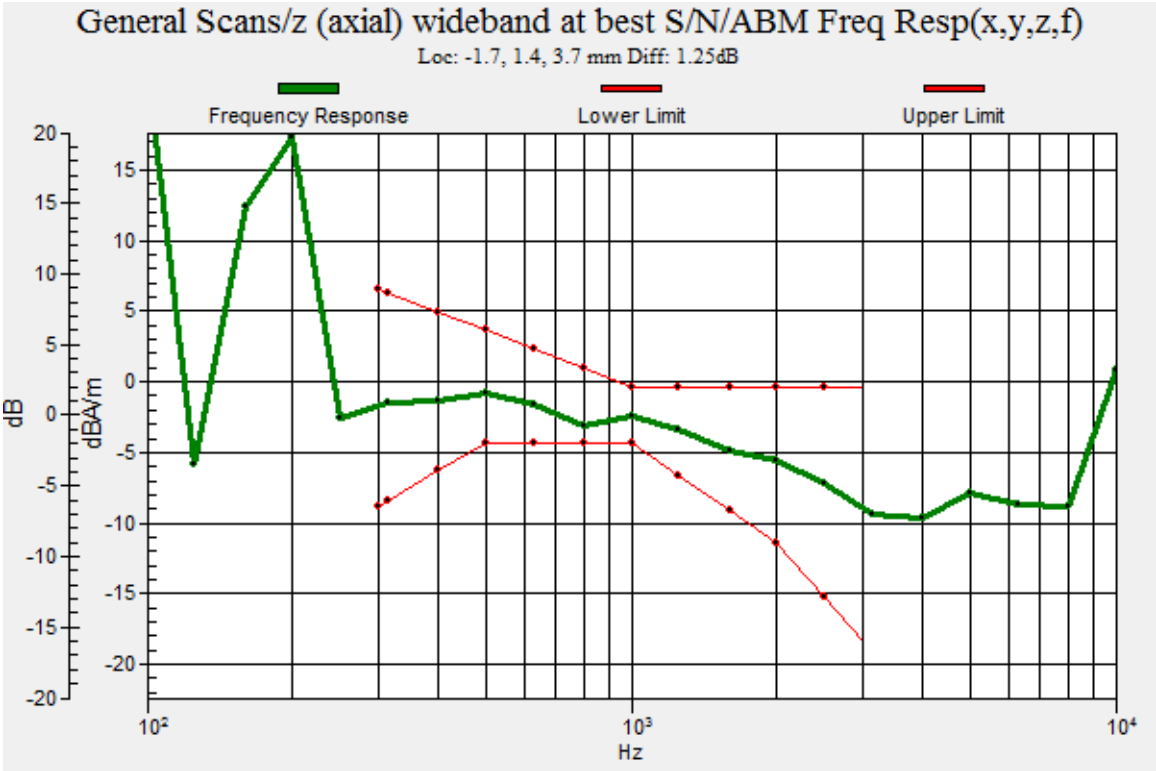
General Scans/z (axial) wideband at best S/N/ABM Freq Resp(x,y,z,f)
Loc: -1.7, 1.4, 3.7 mm Diff: 1.25dB
Frequency Response
Lower Limit
Upper Limit
dB
dBA/m
Hz

#08_HAC_T-Coil_CDMA BC10_RC4+SO68 Voice codec8K Enhanced low_Ch580_Transversal (Y)

Communication System: CDMA T-Coil; Frequency: 820.5 MHz
Medium: Air Medium parameters used: $\sigma = 0$ S/m, $\varepsilon_r = 1$; $\rho = 0$ kg/m^3
Ambient Temperature：23.5 ℃

DASY5 Configuration:
- Probe: AM1DV3 - 3130; ; Calibrated: 2018/11/20
- Sensor-Surface: 0mm (Fix Surface)
- Electronics: DAE4 Sn854; Calibrated: 2018/6/14
- Phantom: HAC Test Arch with AMCC; Type: SD HAC P01 BA;
- Measurement SW: DASY52, Version 52.10 (1);SEMCAD X Version 14.6.11 (7439)

General Scans/y (transversal) 4.2mm 50 x 50/ABM Interpolated SNR(x,y,z) (121x121x1): Interpolated grid: dx=1.000 mm, dy=1.000 mm
ABM1/ABM2 = 38.74 dB
ABM1 comp = -9.94 dBA/m
Location: -0.9, -11, 3.7 mm



0 dB = 86.47 = 38.74 dB

#09_HAC_T-Coil_LTE Band 12_10M_QPSK_1_0_Ch23095_Axial (Z)

Communication System: LTE ; Frequency: 707.5 MHz
Medium: Air Medium parameters used: $\sigma = 0$ S/m, $\varepsilon_r = 1$; $\rho = 0$ kg/m^3
Ambient Temperature：23.5 ℃

DASY5 Configuration:
- Probe: AM1DV3 - 3130; ; Calibrated: 2018/11/20
- Sensor-Surface: 0mm (Fix Surface)
- Electronics: DAE4 Sn854; Calibrated: 2018/6/14
- Phantom: HAC Test Arch with AMCC; Type: SD HAC P01 BA;
- Measurement SW: DASY52, Version 52.10 (1);SEMCAD X Version 14.6.11 (7439)

General Scans/z (axial) 4.2mm 50 x 50/ABM Interpolated SNR(x,y,z) (121x121x1): Interpolated grid: dx=1.000 mm, dy=1.000 mm
ABM1/ABM2 = 40.33 dB
ABM1 comp = -2.47 dBA/m
Location: -0.9, -1.2, 3.7 mm

0 dB = 1.00 dB

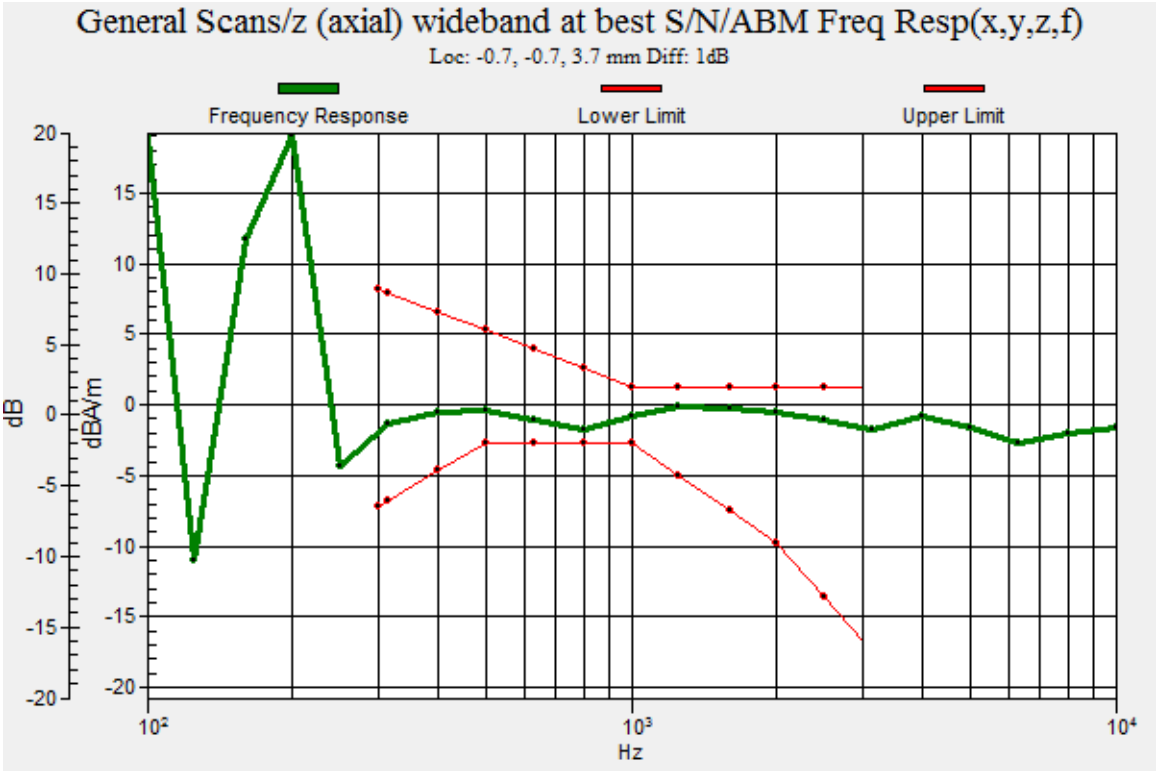
General Scans/z (axial) wideband at best S/N/ABM Freq Resp(x,y,z,f)
Loc: -0.7, -0.7, 3.7 mm Diff: 1dB
Frequency Response
Lower Limit
Upper Limit
dB
dBA/m
Hz

#09_HAC_T-Coil_LTE Band 12_10M_QPSK_1_0_Ch23095_Transversal (Y)

Communication System: LTE ; Frequency: 707.5 MHz
Medium: Air Medium parameters used: $\sigma = 0$ S/m, $\varepsilon_r = 1$; $\rho = 0$ kg/m^3
Ambient Temperature：23.5 ℃

DASY5 Configuration:
- Probe: AM1DV3 - 3130; ; Calibrated: 2018/11/20
- Sensor-Surface: 0mm (Fix Surface)
- Electronics: DAE4 Sn854; Calibrated: 2018/6/14
- Phantom: HAC Test Arch with AMCC; Type: SD HAC P01 BA;
- Measurement SW: DASY52, Version 52.10 (1);SEMCAD X Version 14.6.11 (7439)

General Scans/y (transversal) 4.2mm 50 x 50/ABM Interpolated SNR(x,y,z) (121x121x1): Interpolated grid: dx=1.000 mm, dy=1.000 mm
ABM1/ABM2 = 35.94 dB
ABM1 comp = -8.40 dBA/m
Location: 1.2, -11, 3.7 mm



0 dB = 62.70 = 35.95 dB

#10_HAC_T-Coil_LTE Band 25_20M_QPSK_1_0_Ch26340_Axial (Z)

Communication System:, LTE ; Frequency: 1880 MHz
Medium: Air Medium parameters used: $\sigma = 0$ S/m, $\varepsilon_r = 1$; $\rho = 0$ kg/m^3
Ambient Temperature：23.5 ℃

DASY5 Configuration:
- Probe: AM1DV3 - 3130; ; Calibrated: 2018/11/20
- Sensor-Surface: 0mm (Fix Surface)
- Electronics: DAE4 Sn854; Calibrated: 2018/6/14
- Phantom: HAC Test Arch with AMCC; Type: SD HAC P01 BA;
- Measurement SW: DASY52, Version 52.10 (1);SEMCAD X Version 14.6.11 (7439)

General Scans/z (axial) 4.2mm 50 x 50/ABM Interpolated SNR(x,y,z) (121x121x1): Interpolated grid: dx=1.000 mm, dy=1.000 mm
ABM1/ABM2 = 37.77 dB
ABM1 comp = -2.43 dBA/m
Location: -0.9, -1.9, 3.7 mm

0 dB = 77.35 = 37.77 dB

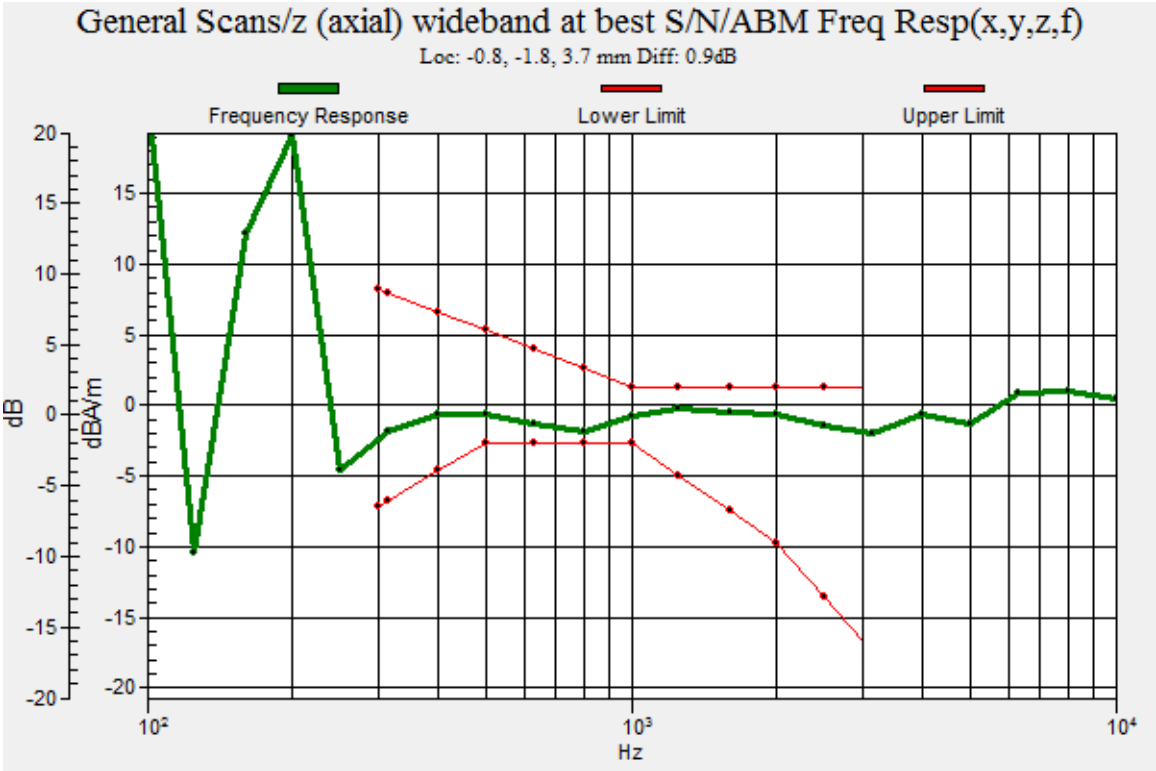
General Scans/z (axial) wideband at best S/N/ABM Freq Resp(x,y,z,f)
Loc: -0.8, -1.8, 3.7 mm Diff: 0.9dB
Frequency Response
Lower Limit
Upper Limit
dB
dBA/m
Hz

#10_HAC_T-Coil_LTE Band 25_20M_QPSK_1_0_Ch26340_Transversal (Y)

Communication System: LTE ; Frequency: 1880 MHz
Medium: Air Medium parameters used: $\sigma = 0$ S/m, $\varepsilon_r = 1$; $\rho = 0$ kg/m^3
Ambient Temperature：23.5 ℃

DASY5 Configuration:
- Probe: AM1DV3 - 3130; ; Calibrated: 2018/11/20
- Sensor-Surface: 0mm (Fix Surface)
- Electronics: DAE4 Sn854; Calibrated: 2018/6/14
- Phantom: HAC Test Arch with AMCC; Type: SD HAC P01 BA;
- Measurement SW: DASY52, Version 52.10 (1);SEMCAD X Version 14.6.11 (7439)

General Scans/y (transversal) 4.2mm 50 x 50/ABM Interpolated SNR(x,y,z) (121x121x1): Interpolated grid: dx=1.000 mm, dy=1.000 mm
ABM1/ABM2 = 35.54 dB
ABM1 comp = -9.87 dBA/m
Location: -1.6, -11, 3.7 mm

0 dB = 59.81 = 35.54 dB

#11_HAC_T-Coil_LTE Band 26_15M_QPSK_1_0_Ch26865_Axial (Z)

Communication System: LTE; Frequency: 831.5 MHz
Medium: Air Medium parameters used: $\sigma = 0$ S/m, $\varepsilon_r = 1$; $\rho = 0$ kg/m^3
Ambient Temperature：23.5 ℃

DASY5 Configuration:
- Probe: AM1DV3 - 3130; ; Calibrated: 2018/11/20
- Sensor-Surface: 0mm (Fix Surface)
- Electronics: DAE4 Sn854; Calibrated: 2018/6/14
- Phantom: HAC Test Arch with AMCC; Type: SD HAC P01 BA;
- Measurement SW: DASY52, Version 52.10 (1);SEMCAD X Version 14.6.11 (7439)

General Scans/z (axial) 4.2mm 50 x 50/ABM Interpolated SNR(x,y,z) (121x121x1): Interpolated grid: dx=1.000 mm, dy=1.000 mm
ABM1/ABM2 = 37.93 dB
ABM1 comp = -0.96 dBA/m
Location: 1.9, 0.9, 3.7 mm



0 dB = 1.00 dB

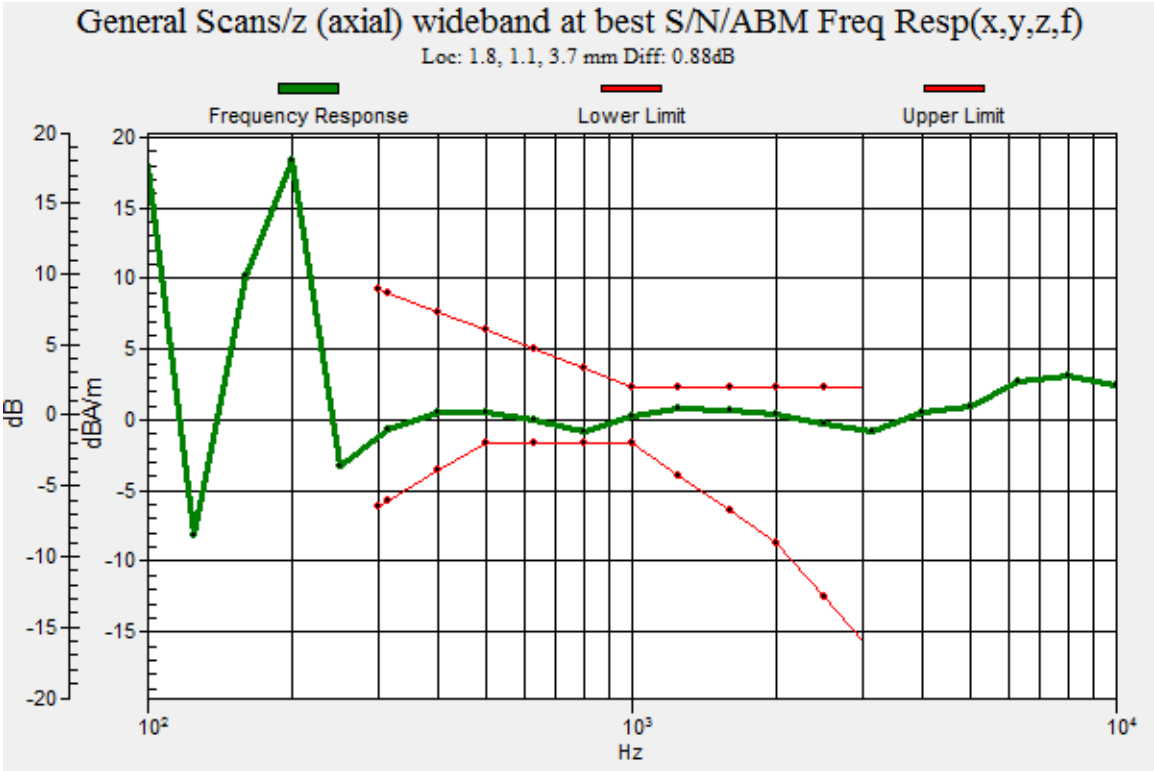
General Scans/z (axial) wideband at best S/N/ABM Freq Resp(x,y,z,f)
Loc: 1.8, 1.1, 3.7 mm Diff: 0.88dB
Frequency Response
Lower Limit
Upper Limit
dB
dBA/m
20
15
10
5
0
-5
-10
-15
-20
10^2
10^3
10^4
Hz

#11_HAC_T-Coil_LTE Band 26_15M_QPSK_1_0_Ch26865_Transversal (Y)

Communication System: LTE; Frequency: 831.5 MHz
Medium: Air Medium parameters used: $\sigma = 0$ S/m, $\varepsilon_r = 1$; $\rho = 0$ kg/m^3
Ambient Temperature：23.5 ℃

DASY5 Configuration:
- Probe: AM1DV3 - 3130; ; Calibrated: 2018/11/20
- Sensor-Surface: 0mm (Fix Surface)
- Electronics: DAE4 Sn854; Calibrated: 2018/6/14
- Phantom: HAC Test Arch with AMCC; Type: SD HAC P01 BA;
- Measurement SW: DASY52, Version 52.10 (1);SEMCAD X Version 14.6.11 (7439)

General Scans/y (transversal) 4.2mm 50 x 50/ABM Interpolated SNR(x,y,z) (121x121x1): Interpolated grid: dx=1.000 mm, dy=1.000 mm
ABM1/ABM2 = 35.55 dB
ABM1 comp = -10.33 dBA/m
Location: -2.3, -11, 3.7 mm

0 dB = 59.94 = 35.55 dB

#12_HAC_T-Coil_LTE Band 41_20M_QPSK_1_0_Ch40620_Axial (Z)

Communication System: LTE TDD; Frequency: 2593 MHz
Medium: Air Medium parameters used: $\sigma = 0$ S/m, $\varepsilon_r = 1$; $\rho = 0$ kg/m^3
Ambient Temperature：23.5 ℃

DASY5 Configuration:
- Probe: AM1DV3 - 3130; ; Calibrated: 2018/11/20
- Sensor-Surface: 0mm (Fix Surface)
- Electronics: DAE4 Sn854; Calibrated: 2018/6/14
- Phantom: HAC Test Arch with AMCC; Type: SD HAC P01 BA;
- Measurement SW: DASY52, Version 52.10 (1);SEMCAD X Version 14.6.11 (7439)

General Scans/z (axial) 4.2mm 50 x 50/ABM Interpolated SNR(x,y,z) (121x121x1): Interpolated grid: dx=1.000 mm, dy=1.000 mm
ABM1/ABM2 = 28.73 dB
ABM1 comp = -1.22 dBA/m
Location: 1.2, -1.2, 3.7 mm

0 dB = 27.31 = 28.73 dB

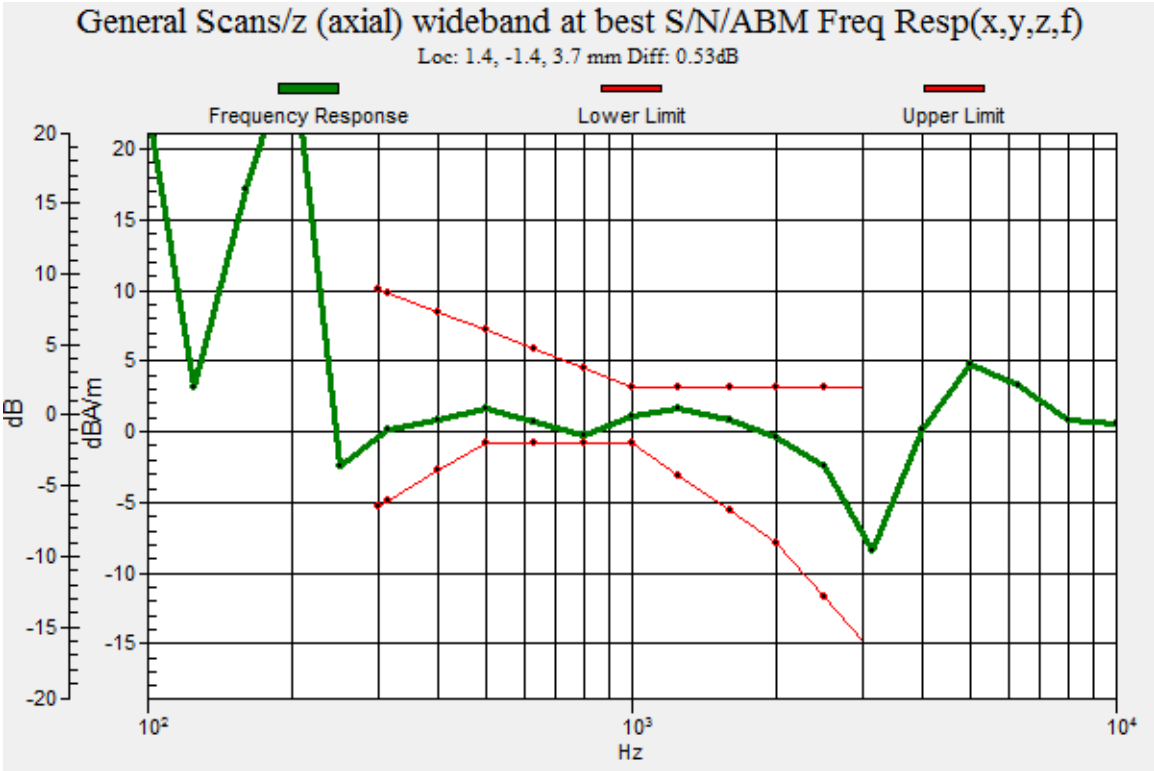
General Scans/z (axial) wideband at best S/N/ABM Freq Resp(x,y,z,f)
Loc: 1.4, -1.4, 3.7 mm Diff: 0.53dB
Frequency Response
Lower Limit
Upper Limit
dB
dBA/m
Hz

#12_HAC_T-Coil_LTE Band 41_20M_QPSK_1_0_Ch40620_Transversal (Y)

Communication System: LTE TDD; Frequency: 2593 MHz
Medium: Air Medium parameters used: $\sigma = 0$ S/m, $\varepsilon_r = 1$; $\rho = 0$ kg/m^3
Ambient Temperature：23.5 ℃

DASY5 Configuration:
- Probe: AM1DV3 - 3130; ; Calibrated: 2018/11/20
- Sensor-Surface: 0mm (Fix Surface)
- Electronics: DAE4 Sn854; Calibrated: 2018/6/14
- Phantom: HAC Test Arch with AMCC; Type: SD HAC P01 BA;
- Measurement SW: DASY52, Version 52.10 (1);SEMCAD X Version 14.6.11 (7439)

General Scans/y (transversal) 4.2mm 50 x 50/ABM Interpolated SNR(x,y,z) (121x121x1): Interpolated grid: dx=1.000 mm, dy=1.000 mm
ABM1/ABM2 = 35.22 dB
ABM1 comp = -11.03 dBA/m
Location: -2.3, -11.7, 3.7 mm

0 dB = 57.69 = 35.22 dB

#13_HAC_T-Coil_LTE Band 66_20M_QPSK_1_0_Ch132322_Axial (Z)

Communication System: LTE; Frequency: 1745 MHz
Medium: Air Medium parameters used: $\sigma = 0$ S/m, $\varepsilon_r = 1$; $\rho = 0$ kg/m^3
Ambient Temperature：23.5 ℃

DASY5 Configuration:
- Probe: AM1DV3 - 3130; ; Calibrated: 2018/11/20
- Sensor-Surface: 0mm (Fix Surface)
- Electronics: DAE4 Sn854; Calibrated: 2018/6/14
- Phantom: HAC Test Arch with AMCC; Type: SD HAC P01 BA;
- Measurement SW: DASY52, Version 52.10 (1);SEMCAD X Version 14.6.11 (7439)

General Scans/z (axial) 4.2mm 50 x 50/ABM Interpolated SNR(x,y,z) (121x121x1): Interpolated grid: dx=1.000 mm, dy=1.000 mm
ABM1/ABM2 = 37.79 dB
ABM1 comp = -1.55 dBA/m
Location: 0.5, 0.2, 3.7 mm

0 dB = 77.58 = 37.79 dB

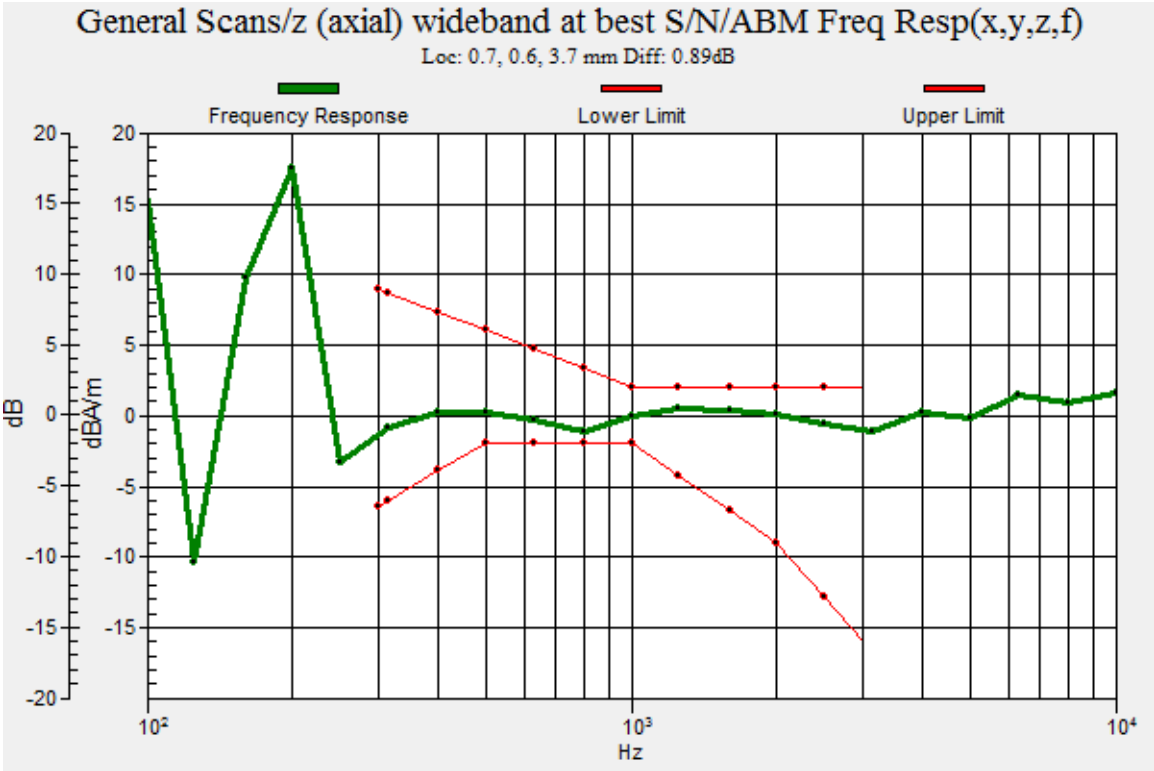
General Scans/z (axial) wideband at best S/N/ABM Freq Resp(x,y,z,f)
Loc: 0.7, 0.6, 3.7 mm Diff: 0.89dB
Frequency Response
Lower Limit
Upper Limit
dB
dBA/m
20
15
10
5
0
-5
-10
-15
-20
10^2
10^3
10^4
Hz

#13_HAC_T-Coil_LTE Band 66_20M_QPSK_1_0_Ch132322_Transversal (Y)

Communication System: LTE; Frequency: 1745 MHz
Medium: Air Medium parameters used: $\sigma = 0$ S/m, $\varepsilon_r = 1$; $\rho = 0$ kg/m^3
Ambient Temperature：23.5 ℃

DASY5 Configuration:
- Probe: AM1DV3 - 3130; ; Calibrated: 2018/11/20
- Sensor-Surface: 0mm (Fix Surface)
- Electronics: DAE4 Sn854; Calibrated: 2018/6/14
- Phantom: HAC Test Arch with AMCC; Type: SD HAC P01 BA;
- Measurement SW: DASY52, Version 52.10 (1);SEMCAD X Version 14.6.11 (7439)

General Scans/y (transversal) 4.2mm 50 x 50/ABM Interpolated SNR(x,y,z) (121x121x1): Interpolated grid: dx=1.000 mm, dy=1.000 mm
ABM1/ABM2 = 35.43 dB
ABM1 comp = -8.43 dBA/m
Location: 1.9, -11, 3.7 mm



0 dB = 59.09 = 35.43 dB

#14_HAC_T-Coil_LTE Band 71_20M_QPSK_1_0_Ch133322_Axial (Z)

Communication System: LTE; Frequency: 683 MHz
Medium: Air Medium parameters used: $\sigma = 0$ S/m, $\varepsilon_r = 1$; $\rho = 0$ kg/m^3
Ambient Temperature：23.5 ℃

DASY5 Configuration:
- Probe: AM1DV3 - 3130; ; Calibrated: 2018/11/20
- Sensor-Surface: 0mm (Fix Surface)
- Electronics: DAE4 Sn854; Calibrated: 2018/6/14
- Phantom: HAC Test Arch with AMCC; Type: SD HAC P01 BA;
- Measurement SW: DASY52, Version 52.10 (1);SEMCAD X Version 14.6.11 (7439)

General Scans/z (axial) 4.2mm 50 x 50/ABM Interpolated SNR(x,y,z) (121x121x1): Interpolated grid: dx=1.000 mm, dy=1.000 mm
ABM1/ABM2 = 39.01 dB
ABM1 comp = -0.34 dBA/m
Location: 1.9, -1.9, 3.7 mm

0 dB = 1.00 dB

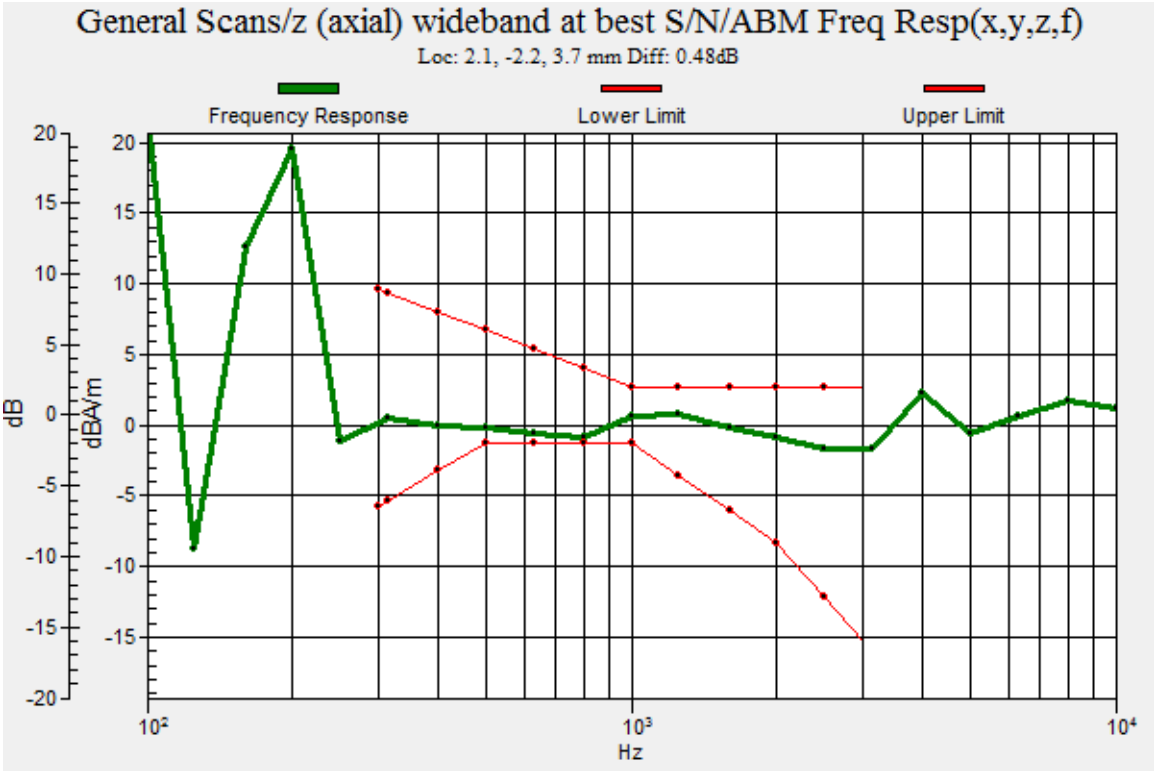
General Scans/z (axial) wideband at best S/N/ABM Freq Resp(x,y,z,f)
Loc: 2.1, -2.2, 3.7 mm Diff: 0.48dB
Frequency Response
Lower Limit
Upper Limit
dB
dBA/m
20
15
10
5
0
-5
-10
-15
-20
10^2
10^3
10^4
Hz

#14_HAC_T-Coil_LTE Band 71_20M_QPSK_1_0_Ch133322_Transversal (Y)

Communication System: LTE; Frequency: 683 MHz
Medium: Air Medium parameters used: $\sigma = 0$ S/m, $\varepsilon_r = 1$; $\rho = 0$ kg/m^3
Ambient Temperature：23.5 ℃

DASY5 Configuration:
- Probe: AM1DV3 - 3130; ; Calibrated: 2018/11/20
- Sensor-Surface: 0mm (Fix Surface)
- Electronics: DAE4 Sn854; Calibrated: 2018/6/14
- Phantom: HAC Test Arch with AMCC; Type: SD HAC P01 BA;
- Measurement SW: DASY52, Version 52.10 (1);SEMCAD X Version 14.6.11 (7439)

General Scans/y (transversal) 4.2mm 50 x 50/ABM Interpolated SNR(x,y,z) (121x121x1): Interpolated grid: dx=1.000 mm, dy=1.000 mm
ABM1/ABM2 = 35.82 dB
ABM1 comp = -9.80 dBA/m
Location: -1.6, -11, 3.7 mm



0 dB = 61.82 = 35.82 dB

#15_HAC_T-Coil_WLAN2.4GHz_802.11b 1Mbps_Ch6_Axial (Z)

Communication System: 802.11b; Frequency: 2437 MHz
Medium: Air Medium parameters used: $\sigma = 0$ S/m, $\varepsilon_r = 1$; $\rho = 0$ kg/m^3
Ambient Temperature：23.5 ℃

DASY5 Configuration:
- Probe: AM1DV3 - 3130; ; Calibrated: 2018/11/20
- Sensor-Surface: 0mm (Fix Surface)
- Electronics: DAE4 Sn854; Calibrated: 2018/6/14
- Phantom: HAC Test Arch with AMCC; Type: SD HAC P01 BA;
- Measurement SW: DASY52, Version 52.10 (1);SEMCAD X Version 14.6.11 (7439)

General Scans/z (axial) 4.2mm 50 x 50/ABM Interpolated SNR(x,y,z) (121x121x1): Interpolated grid: dx=1.000 mm, dy=1.000 mm
ABM1/ABM2 = 36.38 dB
ABM1 comp = -4.13 dBA/m
Location: 4, 2.3, 3.7 mm

0 dB = 65.89 = 36.38 dB

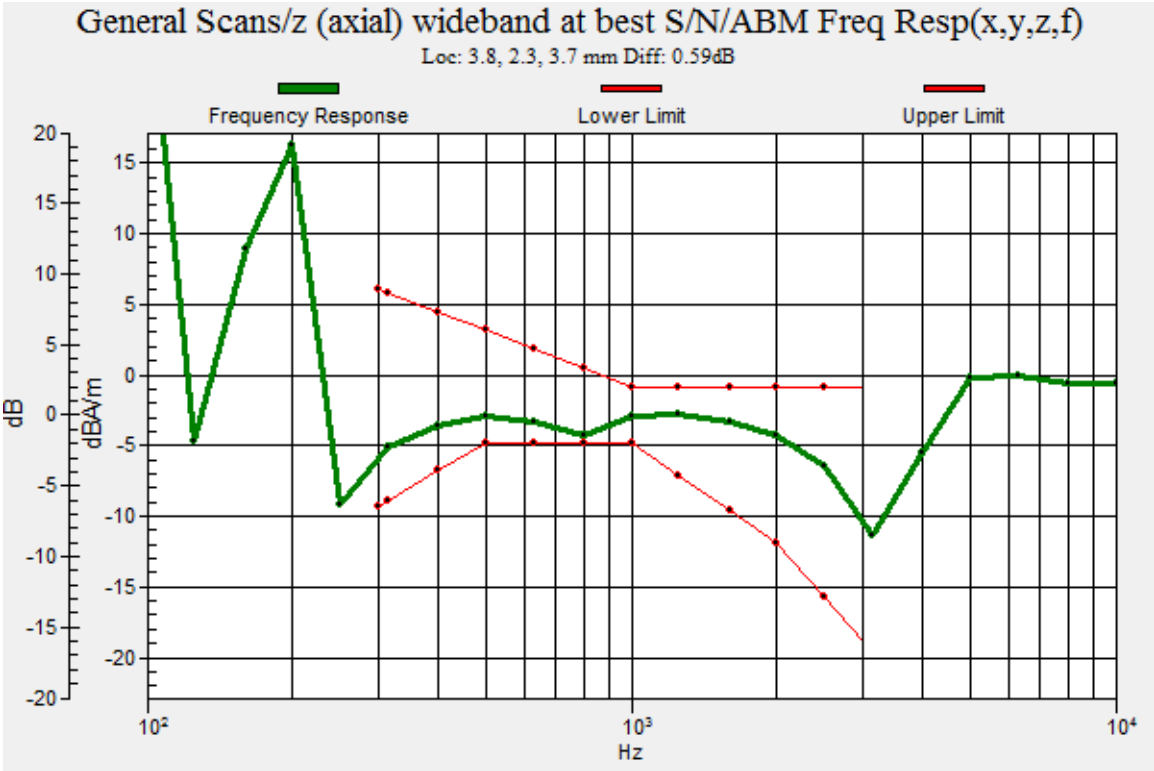
General Scans/z (axial) wideband at best S/N/ABM Freq Resp(x,y,z,f)
Loc: 3.8, 2.3, 3.7 mm Diff: 0.59dB
Frequency Response
Lower Limit
Upper Limit
dB
dBA/m
Hz

#15_HAC_T-Coil_WLAN2.4GHz_802.11b 1Mbps_Ch6_Transversal (Y)

Communication System: 802.11b; Frequency: 2437 MHz
Medium: Air Medium parameters used: $\sigma = 0$ S/m, $\varepsilon_r = 1$; $\rho = 0$ kg/m^3
Ambient Temperature：23.5 ℃

DASY5 Configuration:
- Probe: AM1DV3 - 3130; ; Calibrated: 2018/11/20
- Sensor-Surface: 0mm (Fix Surface)
- Electronics: DAE4 Sn854; Calibrated: 2018/6/14
- Phantom: HAC Test Arch with AMCC; Type: SD HAC P01 BA;
- Measurement SW: DASY52, Version 52.10 (1);SEMCAD X Version 14.6.11 (7439)

General Scans/y (transversal) 4.2mm 50 x 50/ABM Interpolated SNR(x,y,z) (121x121x1): Interpolated grid: dx=1.000 mm, dy=1.000 mm
ABM1/ABM2 = 23.31 dB
ABM1 comp = -15.46 dBA/m
Location: -0.2, 3.7, 3.7 mm

0 dB = 14.63 = 23.30 dB

#16_HAC_T-Coil_WLAN5GHz_802.11a 6Mbps_Ch40_Axial (Z)

Communication System: 802.11a ; Frequency: 5200 MHz
Medium: Air Medium parameters used: $\sigma = 0$ S/m, $\varepsilon_r = 1$; $\rho = 0$ kg/m^3
Ambient Temperature：23.5 ℃

DASY5 Configuration:
- Probe: AM1DV3 - 3130; ; Calibrated: 2018/11/20
- Sensor-Surface: 0mm (Fix Surface)
- Electronics: DAE4 Sn854; Calibrated: 2018/6/14
- Phantom: HAC Test Arch with AMCC; Type: SD HAC P01 BA;
- Measurement SW: DASY52, Version 52.10 (1);SEMCAD X Version 14.6.11 (7439)

General Scans/z (axial) 4.2mm 50 x 50/ABM Interpolated SNR(x,y,z) (121x121x1): Interpolated grid: dx=1.000 mm, dy=1.000 mm
ABM1/ABM2 = 34.64 dB
ABM1 comp = -3.82 dBA/m
Location: 3.3, 1.6, 3.7 mm

0 dB = 53.95 = 34.64 dB

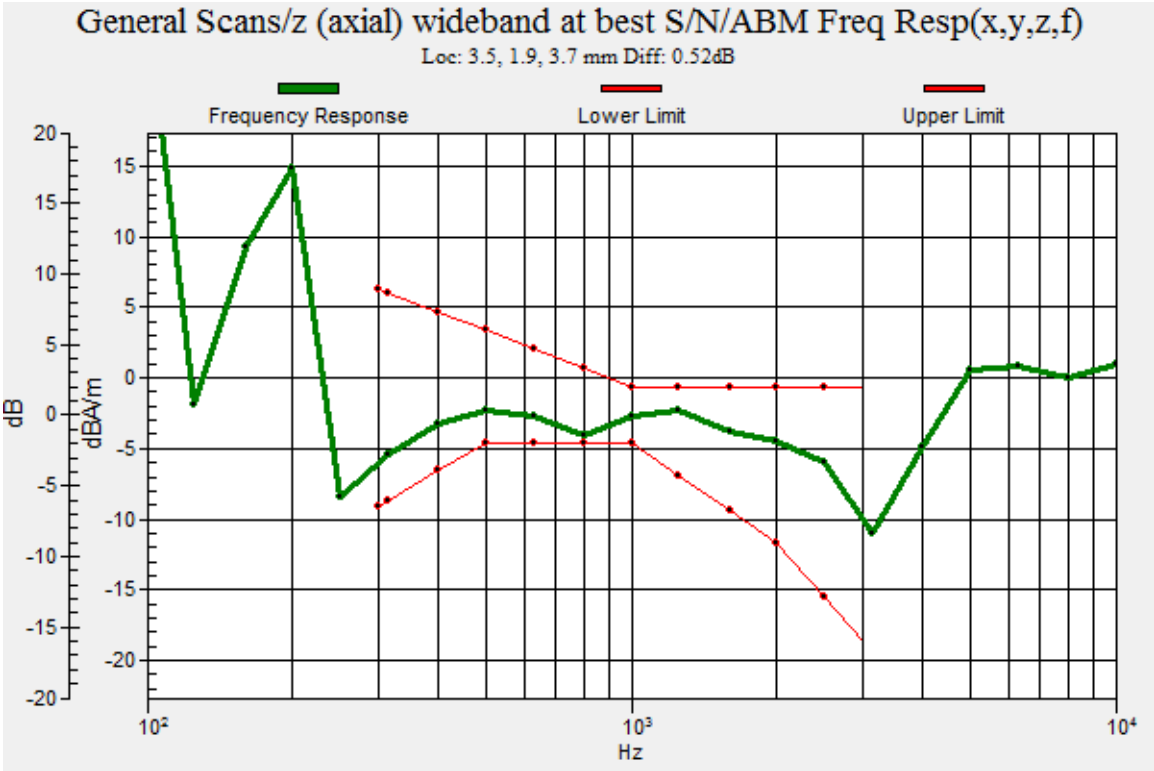
General Scans/z (axial) wideband at best S/N/ABM Freq Resp(x,y,z,f)
Loc: 3.5, 1.9, 3.7 mm Diff: 0.52dB
Frequency Response
Lower Limit
Upper Limit
dB
dBA/m
Hz

#16_HAC_T-Coil_WLAN5GHz_802.11a 6Mbps_Ch40_Transversal (Y)

Communication System: 802.11a ; Frequency: 5200 MHz
Medium: Air Medium parameters used: $\sigma = 0$ S/m, $\varepsilon_r = 1$; $\rho = 0$ kg/m^3
Ambient Temperature：23.5 ℃

DASY5 Configuration:
- Probe: AM1DV3 - 3130; ; Calibrated: 2018/11/20
- Sensor-Surface: 0mm (Fix Surface)
- Electronics: DAE4 Sn854; Calibrated: 2018/6/14
- Phantom: HAC Test Arch with AMCC; Type: SD HAC P01 BA;
- Measurement SW: DASY52, Version 52.10 (1);SEMCAD X Version 14.6.11 (7439)

General Scans/y (transversal) 4.2mm 50 x 50/ABM Interpolated SNR(x,y,z) (121x121x1): Interpolated grid: dx=1.000 mm, dy=1.000 mm
ABM1/ABM2 = 28.25 dB
ABM1 comp = -14.28 dBA/m
Location: -3, -11, 3.7 mm

0 dB = 25.84 = 28.25 dB

#17_HAC_T-Coil_WLAN5GHz_802.11a 6Mbps_Ch60_Axial (Z)

Communication System: 802.11a ; Frequency: 5300 MHz
Medium: Air Medium parameters used: $\sigma = 0$ S/m, $\varepsilon_r = 1$; $\rho = 0$ kg/m^3
Ambient Temperature：23.5 ℃

DASY5 Configuration:
- Probe: AM1DV3 - 3130; ; Calibrated: 2018/11/20
- Sensor-Surface: 0mm (Fix Surface)
- Electronics: DAE4 Sn854; Calibrated: 2018/6/14
- Phantom: HAC Test Arch with AMCC; Type: SD HAC P01 BA;
- Measurement SW: DASY52, Version 52.10 (1);SEMCAD X Version 14.6.11 (7439)

General Scans/z (axial) 4.2mm 50 x 50/ABM Interpolated SNR(x,y,z) (121x121x1): Interpolated grid: dx=1.000 mm, dy=1.000 mm
ABM1/ABM2 = 34.07 dB
ABM1 comp = -3.68 dBA/m
Location: 2.6, 0.2, 3.7 mm

0 dB = 50.51 = 34.07 dB

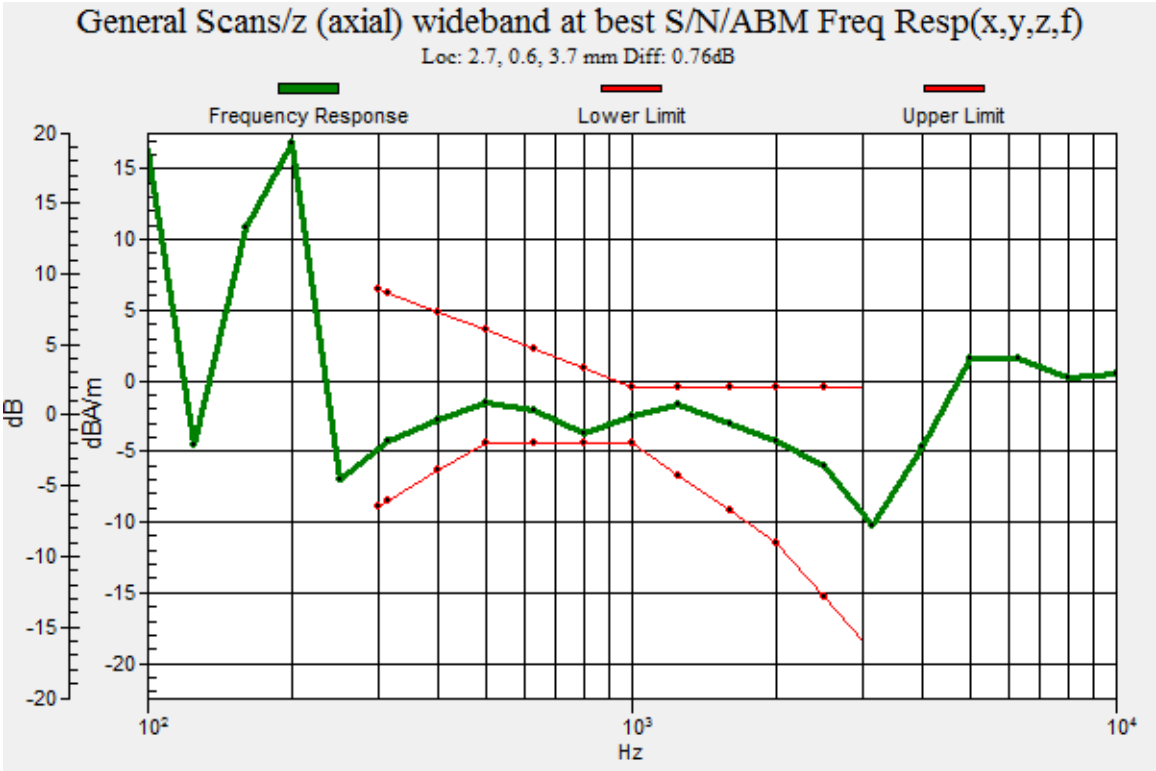
General Scans/z (axial) wideband at best S/N/ABM Freq Resp(x,y,z,f)
Loc: 2.7, 0.6, 3.7 mm Diff: 0.76dB
Frequency Response
Lower Limit
Upper Limit
dB
dBA/m
Hz

#17_HAC_T-Coil_WLAN5GHz_802.11a 6Mbps_Ch60_Transversal (Y)

Communication System: 802.11a ; Frequency: 5300 MHz
Medium: Air Medium parameters used: $\sigma = 0$ S/m, $\varepsilon_r = 1$; $\rho = 0$ kg/m^3
Ambient Temperature：23.5 ℃

DASY5 Configuration:
- Probe: AM1DV3 - 3130; ; Calibrated: 2018/11/20
- Sensor-Surface: 0mm (Fix Surface)
- Electronics: DAE4 Sn854; Calibrated: 2018/6/14
- Phantom: HAC Test Arch with AMCC; Type: SD HAC P01 BA;
- Measurement SW: DASY52, Version 52.10 (1);SEMCAD X Version 14.6.11 (7439)

General Scans/y (transversal) 4.2mm 50 x 50/ABM Interpolated SNR(x,y,z) (121x121x1): Interpolated grid: dx=1.000 mm, dy=1.000 mm
ABM1/ABM2 = 29.08 dB
ABM1 comp = -13.95 dBA/m
BWC Factor = 0.16 dB
Location: -3, -11, 3.7 mm

0 dB = 28.46 = 29.08 dB

#18_HAC_T-Coil_WLAN5GHz_802.11a 6Mbps_Ch124_Axial (Z)

Communication System: 802.11a ; Frequency: 5620 MHz
Medium: Air Medium parameters used: $\sigma = 0$ S/m, $\varepsilon_r = 1$; $\rho = 0$ kg/m^3
Ambient Temperature：23.5 ℃

DASY5 Configuration:
- Probe: AM1DV3 - 3130; ; Calibrated: 2018/11/20
- Sensor-Surface: 0mm (Fix Surface)
- Electronics: DAE4 Sn854; Calibrated: 2018/6/14
- Phantom: HAC Test Arch with AMCC; Type: SD HAC P01 BA;
- Measurement SW: DASY52, Version 52.10 (1);SEMCAD X Version 14.6.11 (7439)

General Scans/z (axial) 4.2mm 50 x 50/ABM Interpolated SNR(x,y,z) (121x121x1): Interpolated grid: dx=1.000 mm, dy=1.000 mm
ABM1/ABM2 = 39.11 dB
ABM1 comp = -7.32 dBA/m
Location: -2.3, -1.2, 3.7 mm

0 dB = 90.25 = 39.11 dB

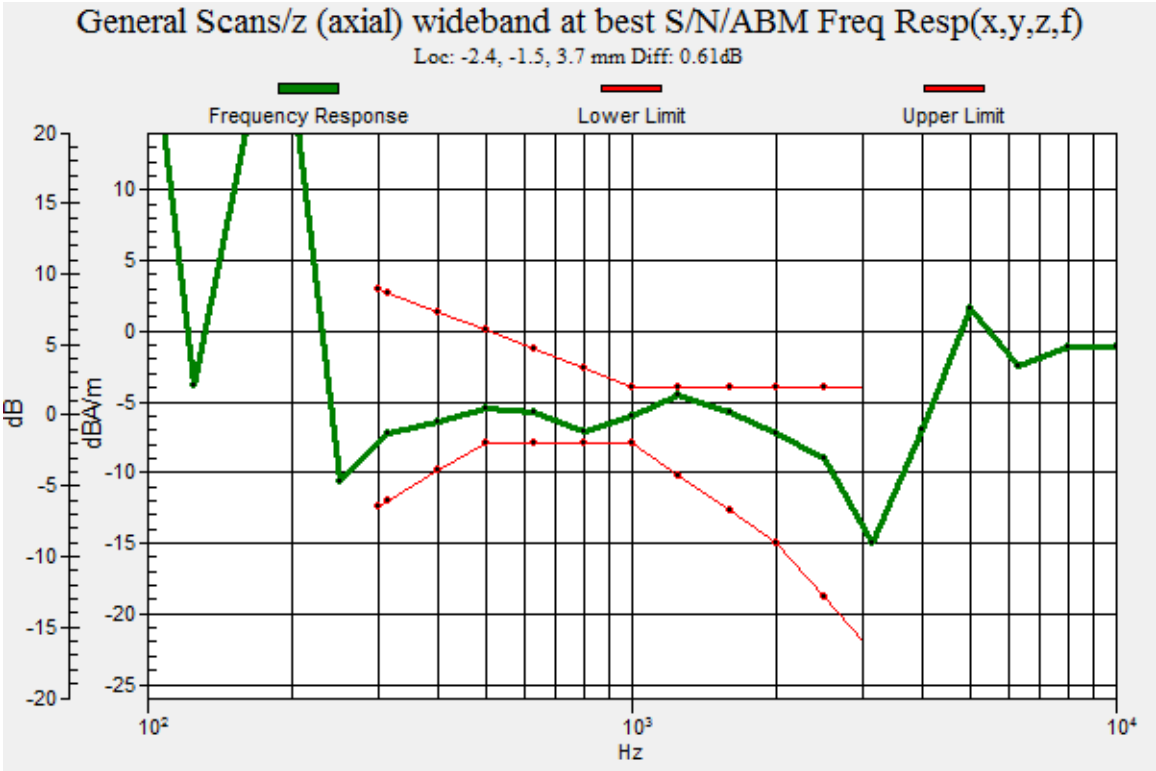
General Scans/z (axial) wideband at best S/N/ABM Freq Resp(x,y,z,f)
Loc: -2.4, -1.5, 3.7 mm Diff: 0.61dB
Frequency Response
Lower Limit
Upper Limit
dB
dBA/m
Hz

#18_HAC_T-Coil_WLAN5GHz_802.11a 6Mbps_Ch124_Transversal (Y)

Communication System: 802.11a ; Frequency: 5620 MHz
Medium: Air Medium parameters used: $\sigma = 0$ S/m, $\varepsilon_r = 1$; $\rho = 0$ kg/m^3
Ambient Temperature：23.5 ℃

DASY5 Configuration:
- Probe: AM1DV3 - 3130; ; Calibrated: 2018/11/20
- Sensor-Surface: 0mm (Fix Surface)
- Electronics: DAE4 Sn854; Calibrated: 2018/6/14
- Phantom: HAC Test Arch with AMCC; Type: SD HAC P01 BA;
- Measurement SW: DASY52, Version 52.10 (1);SEMCAD X Version 14.6.11 (7439)

General Scans/y (transversal) 4.2mm 50 x 50/ABM Interpolated SNR(x,y,z) (121x121x1): Interpolated grid: dx=1.000 mm, dy=1.000 mm
ABM1/ABM2 = 22.39 dB
ABM1 comp = -15.18 dBA/m
Location: -0.9, 3, 3.7 mm

0 dB = 13.16 = 22.39 dB

#19_HAC_T-Coil_WLAN5GHz_802.11a 6Mbps_Ch124;Battery 2_Axial (Z)

Communication System: 802.11a ; Frequency: 5620 MHz
Medium: Air Medium parameters used: $\sigma = 0$ S/m, $\varepsilon_r = 1$; $\rho = 0$ kg/m^3
Ambient Temperature：23.7 ℃

DASY5 Configuration:
- Probe: AM1DV3 - 3130; ; Calibrated: 2018/11/20
- Sensor-Surface: 0mm (Fix Surface)
- Electronics: DAE4 Sn918; Calibrated: 2018/6/20
- Phantom: HAC Test Arch with AMCC; Type: SD HAC P01 BA;
- Measurement SW: DASY52, Version 52.10 (1);SEMCAD X Version 14.6.11 (7439)

General Scans/z (axial) 4.2mm 50 x 50/ABM Interpolated SNR(x,y,z) (121x121x1): Interpolated grid: dx=1.000 mm, dy=1.000 mm
ABM1/ABM2 = 34.91 dB
ABM1 comp = -4.79 dBA/m
Location: 2.6, 3, 3.7 mm

0 dB = 55.65 = 34.91 dB

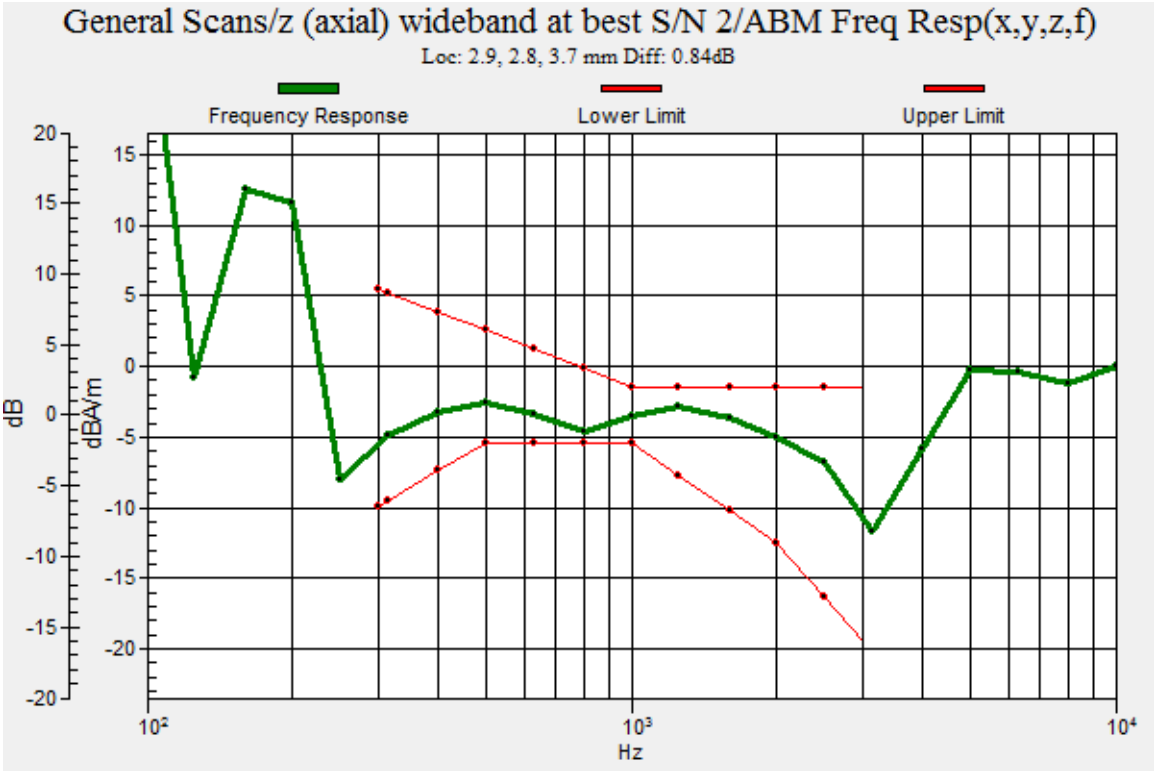
General Scans/z (axial) wideband at best S/N 2/ABM Freq Resp(x,y,z,f)
Loc: 2.9, 2.8, 3.7 mm Diff: 0.84dB
Frequency Response
Lower Limit
Upper Limit
dB
dBA/m
Hz