#01_HAC_E_GSM850_GSM Voice_Ch128

Communication System: GSM-FDD (TDMA, GMSK); Frequency: 824.2 MHz;Duty Cycle: 1:8.6896
Medium: Air Medium parameters used: $\sigma = 0$ S/m, $\varepsilon_r = 1$; $\rho = 0$ kg/m^3
Ambient Temperature：23.5 ℃

DASY5 Configuration:
- Probe: EF3DV3 - SN4047; ConvF(1, 1, 1) @ 824.2 MHz; Calibrated: 2019/1/30
- Sensor-Surface: (Fix Surface)
- Electronics: DAE4 Sn1399; Calibrated: 2018/11/16
- Phantom: HAC Test Arch with AMCC; Type: SD HAC P01 BA;
- Measurement SW: DASY52, Version 52.10 (2);SEMCAD X Version 14.6.12 (7470)

E Scan - ER3D: 15 mm from Probe Center to the Device/Hearing Aid Compatibility Test (101x101x1): Interpolated grid: dx=0.5000 mm, dy=0.5000 mm
Device Reference Point: 0, 0, -6.3 mm
Reference Value = 45.22 V/m; Power Drift = -0.10 dB
Applied MIF = 3.63 dB
RF audio interference level = 33.74 dBV/m
Emission category: M4

MIF scaled E-field

Grid 1 **M4** **32.83 dBV/m**	Grid 2 **M4** **33.34 dBV/m**	Grid 3 **M4** **32.88 dBV/m**
Grid 4 **M4** **33.18 dBV/m**	Grid 5 **M4** **33.68 dBV/m**	Grid 6 **M4** **33.12 dBV/m**
Grid 7 **M4** **33.63 dBV/m**	Grid 8 **M4** **33.74 dBV/m**	Grid 9 **M4** **33.09 dBV/m**

Cursor:
Total = 33.74 dBV/m
E Category: M4
Location: 2.5, 25, 8.7 mm

0 dB = 48.64 V/m = 33.74 dBV/m

#02_HAC_E_GSM850_GSM Voice_Ch189

Communication System: GSM-FDD (TDMA, GMSK); Frequency: 836.4 MHz;Duty Cycle: 1:8.6896
Medium: Air Medium parameters used: $\sigma = 0$ S/m, $\varepsilon_r = 1$; $\rho = 0$ kg/m^3
Ambient Temperature：23.5 ℃

DASY5 Configuration:
- Probe: EF3DV3 - SN4047; ConvF(1, 1, 1) @ 836.4 MHz; Calibrated: 2019/1/30
- Sensor-Surface: (Fix Surface)
- Electronics: DAE4 Sn1399; Calibrated: 2018/11/16
- Phantom: HAC Test Arch with AMCC; Type: SD HAC P01 BA;
- Measurement SW: DASY52, Version 52.10 (2);SEMCAD X Version 14.6.12 (7470)

E Scan - ER3D: 15 mm from Probe Center to the Device/Hearing Aid Compatibility Test (101x101x1): Interpolated grid: dx=0.5000 mm, dy=0.5000 mm
Device Reference Point: 0, 0, -6.3 mm
Reference Value = 49.77 V/m; Power Drift = -0.10 dB
Applied MIF = 3.63 dB
RF audio interference level = 34.99 dBV/m
Emission category: M4

MIF scaled E-field

Grid 1 **M4** **33.57 dBV/m**	Grid 2 **M4** **34.1 dBV/m**	Grid 3 **M4** **33.68 dBV/m**
Grid 4 **M4** **34.12 dBV/m**	Grid 5 **M4** **34.58 dBV/m**	Grid 6 **M4** **34.08 dBV/m**
Grid 7 **M4** **34.88 dBV/m**	Grid 8 **M4** **34.99 dBV/m**	Grid 9 **M4** **34.12 dBV/m**

Cursor:
Total = 34.99 dBV/m
E Category: M4
Location: 4.5, 25, 8.7 mm



0 dB = 56.15 V/m = 34.99 dBV/m

#03_HAC_E_GSM850_GSM Voice_Ch251

Communication System: GSM-FDD (TDMA, GMSK); Frequency: 848.8 MHz;Duty Cycle: 1:8.6896
Medium: Air Medium parameters used: $\sigma = 0$ S/m, $\varepsilon_r = 1$; $\rho = 0$ kg/m^3
Ambient Temperature：23.5 ℃

DASY5 Configuration:
- Probe: EF3DV3 - SN4047; ConvF(1, 1, 1) @ 848.8 MHz; Calibrated: 2019/1/30
- Sensor-Surface: (Fix Surface)
- Electronics: DAE4 Sn1399; Calibrated: 2018/11/16
- Phantom: HAC Test Arch with AMCC; Type: SD HAC P01 BA;
- Measurement SW: DASY52, Version 52.10 (2);SEMCAD X Version 14.6.12 (7470)

E Scan - ER3D: 15 mm from Probe Center to the Device/Hearing Aid Compatibility Test (101x101x1): Interpolated grid: dx=0.5000 mm, dy=0.5000 mm
Device Reference Point: 0, 0, -6.3 mm
Reference Value = 49.83 V/m; Power Drift = 0.02 dB
Applied MIF = 3.63 dB
RF audio interference level = 34.98 dBV/m
Emission category: M4

MIF scaled E-field

Grid 1 **M4** **33.4 dBV/m**	Grid 2 **M4** **34.02 dBV/m**	Grid 3 **M4** **33.68 dBV/m**
Grid 4 **M4** **34.09 dBV/m**	Grid 5 **M4** **34.61 dBV/m**	Grid 6 **M4** **34.12 dBV/m**
Grid 7 **M4** **34.87 dBV/m**	Grid 8 **M4** **34.98 dBV/m**	Grid 9 **M4** **34.2 dBV/m**

Cursor:
Total = 34.98 dBV/m
E Category: M4
Location: 3, 25, 8.7 mm

0 dB = 56.12 V/m = 34.98 dBV/m

#04_HAC_E_GSM1900_GSM Voice_Ch512

Communication System: GSM-FDD (TDMA, GMSK); Frequency: 1850.2 MHz;Duty Cycle: 1:8.6896
Medium: Air Medium parameters used: $\sigma = 0$ S/m, $\varepsilon_r = 1$; $\rho = 0$ kg/m^3
Ambient Temperature：23.5 ℃

DASY5 Configuration:
- Probe: EF3DV3 - SN4047; ConvF(1, 1, 1) @ 1850.2 MHz; Calibrated: 2019/1/30
- Sensor-Surface: (Fix Surface)
- Electronics: DAE4 Sn1399; Calibrated: 2018/11/16
- Phantom: HAC Test Arch with AMCC; Type: SD HAC P01 BA;
- Measurement SW: DASY52, Version 52.10 (2);SEMCAD X Version 14.6.12 (7470)

E Scan - ER3D: 15 mm from Probe Center to the Device/Hearing Aid Compatibility Test (101x101x1): Interpolated grid: dx=0.5000 mm, dy=0.5000 mm
Device Reference Point: 0, 0, -6.3 mm
Reference Value = 7.296 V/m; Power Drift = -0.01 dB
Applied MIF = 3.63 dB
RF audio interference level = 24.65 dBV/m
Emission category: M4

MIF scaled E-field

Grid 1 **M4** **24.06 dBV/m**	Grid 2 **M4** **24.65 dBV/m**	Grid 3 **M4** **24.14 dBV/m**
Grid 4 **M4** **20.21 dBV/m**	Grid 5 **M4** **20.74 dBV/m**	Grid 6 **M4** **20.73 dBV/m**
Grid 7 **M4** **23.44 dBV/m**	Grid 8 **M4** **23.33 dBV/m**	Grid 9 **M4** **21.29 dBV/m**

Cursor:
Total = 24.65 dBV/m
E Category: M4
Location: 0.5, -25, 8.7 mm



0 dB = 17.07 V/m = 24.64 dBV/m

#05_HAC_E_GSM1900_GSM Voice_Ch661

Communication System: GSM-FDD (TDMA, GMSK); Frequency: 1880 MHz;Duty Cycle: 1:8.6896
Medium: Air Medium parameters used: $\sigma = 0$ S/m, $\varepsilon_r = 1$; $\rho = 0$ kg/m^3
Ambient Temperature：23.5 ℃

DASY5 Configuration:
- Probe: EF3DV3 - SN4047; ConvF(1, 1, 1) @ 1880 MHz; Calibrated: 2019/1/30
- Sensor-Surface: (Fix Surface)
- Electronics: DAE4 Sn1399; Calibrated: 2018/11/16
- Phantom: HAC Test Arch with AMCC; Type: SD HAC P01 BA;
- Measurement SW: DASY52, Version 52.10 (2);SEMCAD X Version 14.6.12 (7470)

E Scan - ER3D: 15 mm from Probe Center to the Device/Hearing Aid Compatibility Test (101x101x1): Interpolated grid: dx=0.5000 mm, dy=0.5000 mm
Device Reference Point: 0, 0, -6.3 mm
Reference Value = 7.348 V/m; Power Drift = 0.12 dB
Applied MIF = 3.63 dB
RF audio interference level = 25.15 dBV/m
Emission category: M4

MIF scaled E-field

Grid 1 **M4** **24.1 dBV/m**	Grid 2 **M4** **25.15 dBV/m**	Grid 3 **M4** **24.94 dBV/m**
Grid 4 **M4** **21.15 dBV/m**	Grid 5 **M4** **21.71 dBV/m**	Grid 6 **M4** **21.66 dBV/m**
Grid 7 **M4** **24.64 dBV/m**	Grid 8 **M4** **24.49 dBV/m**	Grid 9 **M4** **21.53 dBV/m**

Cursor:
Total = 25.15 dBV/m
E Category: M4
Location: -1, -25, 8.7 mm



0 dB = 18.10 V/m = 25.15 dBV/m

#06_HAC_E_GSM1900_GSM Voice_Ch810

Communication System: GSM-FDD (TDMA, GMSK); Frequency: 1909.8 MHz;Duty Cycle: 1:8.6896
Medium: Air Medium parameters used: $\sigma = 0$ S/m, $\varepsilon_r = 1$; $\rho = 0$ kg/m^3
Ambient Temperature：23.5 ℃

DASY5 Configuration:
- Probe: EF3DV3 - SN4047; ConvF(1, 1, 1) @ 1909.8 MHz; Calibrated: 2019/1/30
- Sensor-Surface: (Fix Surface)
- Electronics: DAE4 Sn1399; Calibrated: 2018/11/16
- Phantom: HAC Test Arch with AMCC; Type: SD HAC P01 BA;
- Measurement SW: DASY52, Version 52.10 (2);SEMCAD X Version 14.6.12 (7470)

E Scan - ER3D: 15 mm from Probe Center to the Device/Hearing Aid Compatibility Test (101x101x1): Interpolated grid: dx=0.5000 mm, dy=0.5000 mm
Device Reference Point: 0, 0, -6.3 mm
Reference Value = 7.508 V/m; Power Drift = 0.07 dB
Applied MIF = 3.63 dB
RF audio interference level = 24.74 dBV/m
Emission category: M4

MIF scaled E-field

Grid 1 **M4** **24.03 dBV/m**	Grid 2 **M4** **24.74 dBV/m**	Grid 3 **M4** **24.08 dBV/m**
Grid 4 **M4** **20.17 dBV/m**	Grid 5 **M4** **21.22 dBV/m**	Grid 6 **M4** **21.21 dBV/m**
Grid 7 **M4** **23.39 dBV/m**	Grid 8 **M4** **23.4 dBV/m**	Grid 9 **M4** **21.8 dBV/m**

Cursor:
Total = 24.74 dBV/m
E Category: M4
Location: 0.5, -25, 8.7 mm

0 dB = 17.25 V/m = 24.74 dBV/m

#07_HAC_E_CDMA BC0_RC1+SO3 Voice codec8K Enhanced low_Ch1013

Communication System: CDMA2000, RC1, SO3, 1/8th Rate 25 fr.; Frequency: 824.7 MHz;Duty Cycle: 1:17.7419
Medium: Air Medium parameters used: $\sigma = 0$ S/m, $\varepsilon_r = 1$; $\rho = 0$ kg/m^3
Ambient Temperature：23.5 ℃

DASY5 Configuration:
- Probe: EF3DV3 - SN4047; ConvF(1, 1, 1) @ 824.7 MHz; Calibrated: 2019/1/30
- Sensor-Surface: (Fix Surface)
- Electronics: DAE4 Sn1399; Calibrated: 2018/11/16
- Phantom: HAC Test Arch with AMCC; Type: SD HAC P01 BA;
- Measurement SW: DASY52, Version 52.10 (2);SEMCAD X Version 14.6.12 (7470)

E Scan - ER3D: 15 mm from Probe Center to the Device/Hearing Aid Compatibility Test (101x101x1): Interpolated grid: dx=0.5000 mm, dy=0.5000 mm
Device Reference Point: 0, 0, -6.3 mm
Reference Value = 20.57 V/m; Power Drift = -0.10 dB
Applied MIF = 3.26 dB
RF audio interference level = 27.11 dBV/m
Emission category: M4

MIF scaled E-field

Grid 1 **M4** **25.82 dBV/m**	Grid 2 **M4** **25.95 dBV/m**	Grid 3 **M4** **25.03 dBV/m**
Grid 4 **M4** **26.62 dBV/m**	Grid 5 **M4** **26.82 dBV/m**	Grid 6 **M4** **25.39 dBV/m**
Grid 7 **M4** **27.11 dBV/m**	Grid 8 **M4** **27.11 dBV/m**	Grid 9 **M4** **25.52 dBV/m**

Cursor:
Total = 27.11 dBV/m
E Category: M4
Location: 8.5, 25, 8.7 mm



0 dB = 22.67 V/m = 27.11 dBV/m

#08_HAC_E_CDMA BC0_RC1+SO3 Voice codec8K Enhanced low_Ch384

Communication System: CDMA2000, RC1, SO3, 1/8th Rate 25 fr.; Frequency: 836.52 MHz;Duty Cycle: 1:17.7419
Medium: Air Medium parameters used: $\sigma = 0$ S/m, $\varepsilon_r = 1$; $\rho = 0$ kg/m^3
Ambient Temperature：23.5 ℃

DASY5 Configuration:
- Probe: EF3DV3 - SN4047; ConvF(1, 1, 1) @ 836.52 MHz; Calibrated: 2019/1/30
- Sensor-Surface: (Fix Surface)
- Electronics: DAE4 Sn1399; Calibrated: 2018/11/16
- Phantom: HAC Test Arch with AMCC; Type: SD HAC P01 BA;
- Measurement SW: DASY52, Version 52.10 (2);SEMCAD X Version 14.6.12 (7470)

E Scan - ER3D: 15 mm from Probe Center to the Device/Hearing Aid Compatibility Test (101x101x1): Interpolated grid: dx=0.5000 mm, dy=0.5000 mm
Device Reference Point: 0, 0, -6.3 mm
Reference Value = 21.03 V/m; Power Drift = 0.04 dB
Applied MIF = 3.26 dB
RF audio interference level = 27.63 dBV/m
Emission category: M4

MIF scaled E-field

Grid 1 **M4** **26.08 dBV/m**	Grid 2 **M4** **26.29 dBV/m**	Grid 3 **M4** **25.45 dBV/m**
Grid 4 **M4** **26.96 dBV/m**	Grid 5 **M4** **27.19 dBV/m**	Grid 6 **M4** **25.91 dBV/m**
Grid 7 **M4** **27.55 dBV/m**	Grid 8 **M4** **27.63 dBV/m**	Grid 9 **M4** **26.2 dBV/m**

Cursor:
Total = 27.63 dBV/m
E Category: M4
Location: 5.5, 25, 8.7 mm



0 dB = 24.08 V/m = 27.63 dBV/m

#09_HAC_E_CDMA BC0_RC1+SO3 Voice codec8K Enhanced low_Ch777

Communication System: CDMA2000, RC1, SO3, 1/8th Rate 25 fr.; Frequency: 848.31 MHz;Duty Cycle: 1:17.7419
Medium: Air Medium parameters used: $\sigma = 0$ S/m, $\varepsilon_r = 1$; $\rho = 0$ kg/m^3
Ambient Temperature：23.5 ℃

DASY5 Configuration:
- Probe: EF3DV3 - SN4047; ConvF(1, 1, 1) @ 848.31 MHz; Calibrated: 2019/1/30
- Sensor-Surface: (Fix Surface)
- Electronics: DAE4 Sn1399; Calibrated: 2018/11/16
- Phantom: HAC Test Arch with AMCC; Type: SD HAC P01 BA;
- Measurement SW: DASY52, Version 52.10 (2);SEMCAD X Version 14.6.12 (7470)

E Scan - ER3D: 15 mm from Probe Center to the Device/Hearing Aid Compatibility Test (101x101x1): Interpolated grid: dx=0.5000 mm, dy=0.5000 mm
Device Reference Point: 0, 0, -6.3 mm
Reference Value = 20.02 V/m; Power Drift = 0.07 dB
Applied MIF = 3.26 dB
RF audio interference level = 26.95 dBV/m
Emission category: M4

MIF scaled E-field

Grid 1 **M4** **25.55 dBV/m**	Grid 2 **M4** **25.9 dBV/m**	Grid 3 **M4** **25.27 dBV/m**
Grid 4 **M4** **26.4 dBV/m**	Grid 5 **M4** **26.8 dBV/m**	Grid 6 **M4** **25.72 dBV/m**
Grid 7 **M4** **26.93 dBV/m**	Grid 8 **M4** **26.95 dBV/m**	Grid 9 **M4** **25.89 dBV/m**

Cursor:
Total = 26.95 dBV/m
E Category: M4
Location: 2, 25, 8.7 mm

0 dB = 22.26 V/m = 26.95 dBV/m

#10_HAC_E_CDMA BC1_RC1+SO3 Voice codec8K Enhanced low_Ch25

Communication System: CDMA2000, RC1, SO3, 1/8th Rate 25 fr.; Frequency: 1851.25 MHz;Duty Cycle: 1:17.7419
Medium: Air Medium parameters used: $\sigma = 0$ S/m, $\varepsilon_r = 1$; $\rho = 0$ kg/m^3
Ambient Temperature：23.5 ℃

DASY5 Configuration:
- Probe: EF3DV3 - SN4047; ConvF(1, 1, 1) @ 1851.25 MHz; Calibrated: 2019/1/30
- Sensor-Surface: (Fix Surface)
- Electronics: DAE4 Sn1399; Calibrated: 2018/11/16
- Phantom: HAC Test Arch with AMCC; Type: SD HAC P01 BA;
- Measurement SW: DASY52, Version 52.10 (2);SEMCAD X Version 14.6.12 (7470)

E Scan - ER3D: 15 mm from Probe Center to the Device/Hearing Aid Compatibility Test (101x101x1): Interpolated grid: dx=0.5000 mm, dy=0.5000 mm
Device Reference Point: 0, 0, -6.3 mm
Reference Value = 5.643 V/m; Power Drift = 0.18 dB
Applied MIF = 3.26 dB
RF audio interference level = 19.79 dBV/m
Emission category: M4

MIF scaled E-field

Grid 1 **M4** **18.66 dBV/m**	Grid 2 **M4** **19.79 dBV/m**	Grid 3 **M4** **19.63 dBV/m**
Grid 4 **M4** **17.23 dBV/m**	Grid 5 **M4** **17.78 dBV/m**	Grid 6 **M4** **16.48 dBV/m**
Grid 7 **M4** **19.75 dBV/m**	Grid 8 **M4** **19.63 dBV/m**	Grid 9 **M4** **17.2 dBV/m**

Cursor:
Total = 19.79 dBV/m
E Category: M4
Location: -5.5, -25, 8.7 mm

0 dB = 9.756 V/m = 19.79 dBV/m

#11_HAC_E_CDMA BC1_RC1+SO3 Voice codec8K Enhanced low_Ch600

Communication System: CDMA2000, RC1, SO3, 1/8th Rate 25 fr.; Frequency: 1880 MHz;Duty Cycle: 1:17.7419
Medium: Air Medium parameters used: $\sigma = 0$ S/m, $\varepsilon_r = 1$; $\rho = 0$ kg/m^3
Ambient Temperature：23.5 ℃

DASY5 Configuration:
- Probe: EF3DV3 - SN4047; ConvF(1, 1, 1) @ 1880 MHz; Calibrated: 2019/1/30
- Sensor-Surface: (Fix Surface)
- Electronics: DAE4 Sn1399; Calibrated: 2018/11/16
- Phantom: HAC Test Arch with AMCC; Type: SD HAC P01 BA;
- Measurement SW: DASY52, Version 52.10 (2);SEMCAD X Version 14.6.12 (7470)

E Scan - ER3D: 15 mm from Probe Center to the Device/Hearing Aid Compatibility Test (101x101x1): Interpolated grid: dx=0.5000 mm, dy=0.5000 mm
Device Reference Point: 0, 0, -6.3 mm
Reference Value = 5.425 V/m; Power Drift = 0.13 dB
Applied MIF = 3.26 dB
RF audio interference level = 20.67 dBV/m
Emission category: M4

MIF scaled E-field

Grid 1 **M4** **17.16 dBV/m**	Grid 2 **M4** **19.7 dBV/m**	Grid 3 **M4** **19.71 dBV/m**
Grid 4 **M4** **18.11 dBV/m**	Grid 5 **M4** **17.92 dBV/m**	Grid 6 **M4** **17.22 dBV/m**
Grid 7 **M4** **20.67 dBV/m**	Grid 8 **M4** **20.45 dBV/m**	Grid 9 **M4** **17.3 dBV/m**

Cursor:
Total = 20.67 dBV/m
E Category: M4
Location: 11.5, 25, 8.7 mm

0 dB = 10.80 V/m = 20.67 dBV/m

#12_HAC_E_CDMA BC1_RC1+SO3 Voice codec8K Enhanced low_Ch1175

Communication System: CDMA2000, RC1, SO3, 1/8th Rate 25 fr.; Frequency: 1908.75 MHz;Duty Cycle: 1:17.7419
Medium: Air Medium parameters used: $\sigma = 0$ S/m, $\varepsilon_r = 1$; $\rho = 0$ kg/m^3
Ambient Temperature：23.5 ℃

DASY5 Configuration:
- Probe: EF3DV3 - SN4047; ConvF(1, 1, 1) @ 1908.75 MHz; Calibrated: 2019/1/30
- Sensor-Surface: (Fix Surface)
- Electronics: DAE4 Sn1399; Calibrated: 2018/11/16
- Phantom: HAC Test Arch with AMCC; Type: SD HAC P01 BA;
- Measurement SW: DASY52, Version 52.10 (2);SEMCAD X Version 14.6.12 (7470)

E Scan - ER3D: 15 mm from Probe Center to the Device/Hearing Aid Compatibility Test (101x101x1): Interpolated grid: dx=0.5000 mm, dy=0.5000 mm
Device Reference Point: 0, 0, -6.3 mm
Reference Value = 5.769 V/m; Power Drift = 0.01 dB
Applied MIF = 3.26 dB
RF audio interference level = 19.69 dBV/m
Emission category: M4

MIF scaled E-field

Grid 1 **M4** **18.66 dBV/m**	Grid 2 **M4** **19.69 dBV/m**	Grid 3 **M4** **19.66 dBV/m**
Grid 4 **M4** **17.37 dBV/m**	Grid 5 **M4** **18.42 dBV/m**	Grid 6 **M4** **17.1 dBV/m**
Grid 7 **M4** **19.45 dBV/m**	Grid 8 **M4** **19.41 dBV/m**	Grid 9 **M4** **17.54 dBV/m**

Cursor:
Total = 19.69 dBV/m
E Category: M4
Location: -7.5, -25, 8.7 mm



0 dB = 9.649 V/m = 19.69 dBV/m

#13_HAC_E_CDMA BC10_RC1+SO3 Voice codec8K Enhanced low_Ch476

Communication System: CDMA2000, RC1, SO3, 1/8th Rate 25 fr.; Frequency: 817.9 MHz;Duty Cycle: 1:17.7419
Medium: Air Medium parameters used: $\sigma = 0$ S/m, $\varepsilon_r = 1$; $\rho = 0$ kg/m^3
Ambient Temperature：23.5 ℃

DASY5 Configuration:
- Probe: EF3DV3 - SN4047; ConvF(1, 1, 1) @ 817.9 MHz; Calibrated: 2019/1/30
- Sensor-Surface: (Fix Surface)
- Electronics: DAE4 Sn854; Calibrated: 2019/5/21
- Phantom: HAC Test Arch with AMCC; Type: SD HAC P01 BA;
- Measurement SW: DASY52, Version 52.10 (2);SEMCAD X Version 14.6.12 (7470)

E Scan - ER3D: 15 mm from Probe Center to the Device/Hearing Aid Compatibility Test (101x101x1): Interpolated grid: dx=0.5000 mm, dy=0.5000 mm
Device Reference Point: 0, 0, -6.3 mm
Reference Value = 16.79 V/m; Power Drift = 0.12 dB
Applied MIF = 3.26 dB
RF audio interference level = 25.90 dBV/m
Emission category: M4

MIF scaled E-field

Grid 1 **M4** **24.24 dBV/m**	Grid 2 **M4** **24.76 dBV/m**	Grid 3 **M4** **24.09 dBV/m**
Grid 4 **M4** **25.05 dBV/m**	Grid 5 **M4** **25.85 dBV/m**	Grid 6 **M4** **24.66 dBV/m**
Grid 7 **M4** **25.8 dBV/m**	Grid 8 **M4** **25.9 dBV/m**	Grid 9 **M4** **25.16 dBV/m**

Cursor:
Total = 25.90 dBV/m
E Category: M4
Location: 5.5, 25, 8.7 mm



0 dB = 19.73 V/m = 25.90 dBV/m

#14_HAC_E_CDMA BC10_RC1+SO3 Voice codec8K Enhanced low_Ch580

Communication System: CDMA2000, RC1, SO3, 1/8th Rate 25 fr.; Frequency: 820.5 MHz;Duty Cycle: 1:17.7419
Medium: Air Medium parameters used: $\sigma = 0$ S/m, $\varepsilon_r = 1$; $\rho = 0$ kg/m^3
Ambient Temperature：23.5 ℃

DASY5 Configuration:
- Probe: EF3DV3 - SN4047; ConvF(1, 1, 1) @ 820.5 MHz; Calibrated: 2019/1/30
- Sensor-Surface: (Fix Surface)
- Electronics: DAE4 Sn854; Calibrated: 2019/5/21
- Phantom: HAC Test Arch with AMCC; Type: SD HAC P01 BA;
- Measurement SW: DASY52, Version 52.10 (2);SEMCAD X Version 14.6.12 (7470)

E Scan - ER3D: 15 mm from Probe Center to the Device/Hearing Aid Compatibility Test (101x101x1): Interpolated grid: dx=0.5000 mm, dy=0.5000 mm
Device Reference Point: 0, 0, -6.3 mm
Reference Value = 17.71 V/m; Power Drift = -0.01 dB
Applied MIF = 3.26 dB
RF audio interference level = 26.19 dBV/m
Emission category: M4

MIF scaled E-field

Grid 1 **M4** **24.63 dBV/m**	Grid 2 **M4** **24.91 dBV/m**	Grid 3 **M4** **24 dBV/m**
Grid 4 **M4** **25.5 dBV/m**	Grid 5 **M4** **25.86 dBV/m**	Grid 6 **M4** **24.5 dBV/m**
Grid 7 **M4** **26.19 dBV/m**	Grid 8 **M4** **26.18 dBV/m**	Grid 9 **M4** **24.88 dBV/m**

Cursor:
Total = 26.19 dBV/m
E Category: M4
Location: 9, 25, 8.7 mm



0 dB = 20.39 V/m = 26.19 dBV/m

#15_HAC_E_CDMA BC10_RC1+SO3 Voice codec8K Enhanced low_Ch684

Communication System: CDMA2000, RC1, SO3, 1/8th Rate 25 fr.; Frequency: 823.1 MHz;Duty Cycle: 1:17.7419
Medium: Air Medium parameters used: $\sigma = 0$ S/m, $\varepsilon_r = 1$; $\rho = 0$ kg/m^3
Ambient Temperature：23.5 ℃

DASY5 Configuration:
- Probe: EF3DV3 - SN4047; ConvF(1, 1, 1) @ 823.1 MHz; Calibrated: 2019/1/30
- Sensor-Surface: (Fix Surface)
- Electronics: DAE4 Sn854; Calibrated: 2019/5/21
- Phantom: HAC Test Arch with AMCC; Type: SD HAC P01 BA;
- Measurement SW: DASY52, Version 52.10 (2);SEMCAD X Version 14.6.12 (7470)

E Scan - ER3D: 15 mm from Probe Center to the Device/Hearing Aid Compatibility Test (101x101x1): Interpolated grid: dx=0.5000 mm, dy=0.5000 mm
Device Reference Point: 0, 0, -6.3 mm
Reference Value = 15.64 V/m; Power Drift = 0.02 dB
Applied MIF = 3.26 dB
RF audio interference level = 25.87 dBV/m
Emission category: M4

MIF scaled E-field

Grid 1 **M4** **23.49 dBV/m**	Grid 2 **M4** **24.74 dBV/m**	Grid 3 **M4** **24.1 dBV/m**
Grid 4 **M4** **24.25 dBV/m**	Grid 5 **M4** **25.83 dBV/m**	Grid 6 **M4** **24.56 dBV/m**
Grid 7 **M4** **25.01 dBV/m**	Grid 8 **M4** **25.87 dBV/m**	Grid 9 **M4** **24.88 dBV/m**

Cursor:
Total = 25.87 dBV/m
E Category: M4
Location: -0.5, 9.5, 8.7 mm

0 dB = 19.65 V/m = 25.87 dBV/m

#16_HAC_E_LTE Band 41_20M_QPSK_1_0_Ch39750

Communication System: LTE-TDD (SC-FDMA, 1 RB, 20 MHz, QPSK); Frequency: 2506 MHz;Duty Cycle: 1:8.33681
Medium: Air Medium parameters used: $\sigma = 0$ S/m, $\varepsilon_r = 1$; $\rho = 0$ kg/m^3
Ambient Temperature：23.5 ℃

DASY5 Configuration:
- Probe: EF3DV3 - SN4047; ConvF(1, 1, 1) @ 2506 MHz; Calibrated: 2019/1/30
- Sensor-Surface: (Fix Surface)
- Electronics: DAE4 Sn1399; Calibrated: 2018/11/16
- Phantom: HAC Test Arch with AMCC; Type: SD HAC P01 BA;
- Measurement SW: DASY52, Version 52.10 (2);SEMCAD X Version 14.6.12 (7470)

E Scan - ER3D: 15 mm from Probe Center to the Device/Hearing Aid Compatibility Test (101x101x1): Interpolated grid: dx=0.5000 mm, dy=0.5000 mm
Device Reference Point: 0, 0, -6.3 mm
Reference Value = 8.463 V/m; Power Drift = -0.19 dB
Applied MIF = -1.62 dB
RF audio interference level = 18.75 dBV/m
Emission category: M4

MIF scaled E-field

Grid 1 **M4** **18.75 dBV/m**	Grid 2 **M4** **17.94 dBV/m**	Grid 3 **M4** **17.64 dBV/m**
Grid 4 **M4** **15.78 dBV/m**	Grid 5 **M4** **15.52 dBV/m**	Grid 6 **M4** **15.54 dBV/m**
Grid 7 **M4** **15.04 dBV/m**	Grid 8 **M4** **16.88 dBV/m**	Grid 9 **M4** **16.74 dBV/m**

Cursor:
Total = 18.75 dBV/m
E Category: M4
Location: 25, -25, 8.7 mm

0 dB = 8.661 V/m = 18.75 dBV/m

#17_HAC_E_LTE Band 41_20M_QPSK_1_0_Ch40185

Communication System: LTE-TDD (SC-FDMA, 1 RB, 20 MHz, QPSK); Frequency: 2549.5 MHz;Duty Cycle: 1:8.33681
Medium: Air Medium parameters used: $\sigma = 0$ S/m, $\varepsilon_r = 1$; $\rho = 0$ kg/m^3
Ambient Temperature：23.5 ℃

DASY5 Configuration:
- Probe: EF3DV3 - SN4047; ConvF(1, 1, 1) @ 2549.5 MHz; Calibrated: 2019/1/30
- Sensor-Surface: (Fix Surface)
- Electronics: DAE4 Sn1399; Calibrated: 2018/11/16
- Phantom: HAC Test Arch with AMCC; Type: SD HAC P01 BA;
- Measurement SW: DASY52, Version 52.10 (2);SEMCAD X Version 14.6.12 (7470)

E Scan - ER3D: 15 mm from Probe Center to the Device/Hearing Aid Compatibility Test (101x101x1): Interpolated grid: dx=0.5000 mm, dy=0.5000 mm
Device Reference Point: 0, 0, -6.3 mm
Reference Value = 7.184 V/m; Power Drift = 0.02 dB
Applied MIF = -1.62 dB
RF audio interference level = 17.93 dBV/m
Emission category: M4

MIF scaled E-field

Grid 1 **M4** **17.93 dBV/m**	Grid 2 **M4** **17.35 dBV/m**	Grid 3 **M4** **16.89 dBV/m**
Grid 4 **M4** **14.7 dBV/m**	Grid 5 **M4** **15.4 dBV/m**	Grid 6 **M4** **15.35 dBV/m**
Grid 7 **M4** **13.73 dBV/m**	Grid 8 **M4** **14.89 dBV/m**	Grid 9 **M4** **15 dBV/m**

Cursor:
Total = 17.93 dBV/m
E Category: M4
Location: 25, -25, 8.7 mm



0 dB = 7.883 V/m = 17.93 dBV/m

#18_HAC_E_LTE Band 41_20M_QPSK_1_0_Ch40620

Communication System: LTE-TDD (SC-FDMA, 1 RB, 20 MHz, QPSK); Frequency: 2593 MHz;Duty Cycle: 1:8.33681
Medium: Air Medium parameters used: $\sigma = 0$ S/m, $\varepsilon_r = 1$; $\rho = 0$ kg/m^3
Ambient Temperature：23.5 ℃

DASY5 Configuration:
- Probe: EF3DV3 - SN4047; ConvF(1, 1, 1) @ 2593 MHz; Calibrated: 2019/1/30
- Sensor-Surface: (Fix Surface)
- Electronics: DAE4 Sn1399; Calibrated: 2018/11/16
- Phantom: HAC Test Arch with AMCC; Type: SD HAC P01 BA;
- Measurement SW: DASY52, Version 52.10 (2);SEMCAD X Version 14.6.12 (7470)

E Scan - ER3D: 15 mm from Probe Center to the Device/Hearing Aid Compatibility Test (101x101x1): Interpolated grid: dx=0.5000 mm, dy=0.5000 mm
Device Reference Point: 0, 0, -6.3 mm
Reference Value = 9.709 V/m; Power Drift = 0.18 dB
Applied MIF = -1.62 dB
RF audio interference level = 18.87 dBV/m
Emission category: M4

MIF scaled E-field

Grid 1 **M4** **18.46 dBV/m**	Grid 2 **M4** **18.87 dBV/m**	Grid 3 **M4** **17.92 dBV/m**
Grid 4 **M4** **16.03 dBV/m**	Grid 5 **M4** **16.63 dBV/m**	Grid 6 **M4** **16.57 dBV/m**
Grid 7 **M4** **14.45 dBV/m**	Grid 8 **M4** **15.18 dBV/m**	Grid 9 **M4** **15.34 dBV/m**

Cursor:
Total = 18.87 dBV/m
E Category: M4
Location: 4.5, -25, 8.7 mm



0 dB = 8.781 V/m = 18.87 dBV/m

#19_HAC_E_LTE Band 41_20M_QPSK_1_0_Ch41055

Communication System: LTE-TDD (SC-FDMA, 1 RB, 20 MHz, QPSK); Frequency: 2636.5 MHz;Duty Cycle: 1:8.33681
Medium: Air Medium parameters used: $\sigma = 0$ S/m, $\varepsilon_r = 1$; $\rho = 0$ kg/m^3
Ambient Temperature：23.5 ℃

DASY5 Configuration:
- Probe: EF3DV3 - SN4047; ConvF(1, 1, 1) @ 2636.5 MHz; Calibrated: 2019/1/30
- Sensor-Surface: (Fix Surface)
- Electronics: DAE4 Sn1399; Calibrated: 2018/11/16
- Phantom: HAC Test Arch with AMCC; Type: SD HAC P01 BA;
- Measurement SW: DASY52, Version 52.10 (2);SEMCAD X Version 14.6.12 (7470)

E Scan - ER3D: 15 mm from Probe Center to the Device/Hearing Aid Compatibility Test (101x101x1): Interpolated grid: dx=0.5000 mm, dy=0.5000 mm
Device Reference Point: 0, 0, -6.3 mm
Reference Value = 10.52 V/m; Power Drift = 0.01 dB
Applied MIF = -1.62 dB
RF audio interference level = 19.14 dBV/m
Emission category: M4

MIF scaled E-field

Grid 1 **M4** **19.14 dBV/m**	Grid 2 **M4** **18.68 dBV/m**	Grid 3 **M4** **17.67 dBV/m**
Grid 4 **M4** **16.03 dBV/m**	Grid 5 **M4** **17.04 dBV/m**	Grid 6 **M4** **17.01 dBV/m**
Grid 7 **M4** **14.68 dBV/m**	Grid 8 **M4** **15.97 dBV/m**	Grid 9 **M4** **15.92 dBV/m**

Cursor:
Total = 19.14 dBV/m
E Category: M4
Location: 25, -25, 8.7 mm



0 dB = 9.058 V/m = 19.14 dBV/m

#20_HAC_E_LTE Band 41_20M_QPSK_1_0_Ch41490

Communication System: LTE-TDD (SC-FDMA, 1 RB, 20 MHz, QPSK); Frequency: 2680 MHz;Duty Cycle: 1:8.33681
Medium: Air Medium parameters used: $\sigma = 0$ S/m, $\varepsilon_r = 1$; $\rho = 0$ kg/m^3
Ambient Temperature：23.5 ℃

DASY5 Configuration:
- Probe: EF3DV3 - SN4047; ConvF(1, 1, 1) @ 2680 MHz; Calibrated: 2019/1/30
- Sensor-Surface: (Fix Surface)
- Electronics: DAE4 Sn1399; Calibrated: 2018/11/16
- Phantom: HAC Test Arch with AMCC; Type: SD HAC P01 BA;
- Measurement SW: DASY52, Version 52.10 (2);SEMCAD X Version 14.6.12 (7470)

E Scan - ER3D: 15 mm from Probe Center to the Device/Hearing Aid Compatibility Test (101x101x1): Interpolated grid: dx=0.5000 mm, dy=0.5000 mm
Device Reference Point: 0, 0, -6.3 mm
Reference Value = 11.52 V/m; Power Drift = -0.03 dB
Applied MIF = -1.62 dB
RF audio interference level = 20.06 dBV/m
Emission category: M4

MIF scaled E-field

Grid 1 **M4** **19.33 dBV/m**	Grid 2 **M4** **20.06 dBV/m**	Grid 3 **M4** **18.45 dBV/m**
Grid 4 **M4** **15.5 dBV/m**	Grid 5 **M4** **17.68 dBV/m**	Grid 6 **M4** **17.46 dBV/m**
Grid 7 **M4** **14.67 dBV/m**	Grid 8 **M4** **17.25 dBV/m**	Grid 9 **M4** **18.02 dBV/m**

Cursor:
Total = 20.06 dBV/m
E Category: M4
Location: 4.5, -25, 8.7 mm



0 dB = 10.06 V/m = 20.05 dBV/m