WCDMA Band IV (RMC 12.2Kbps)	
Lowest Band Edge	**Highest Band Edge**

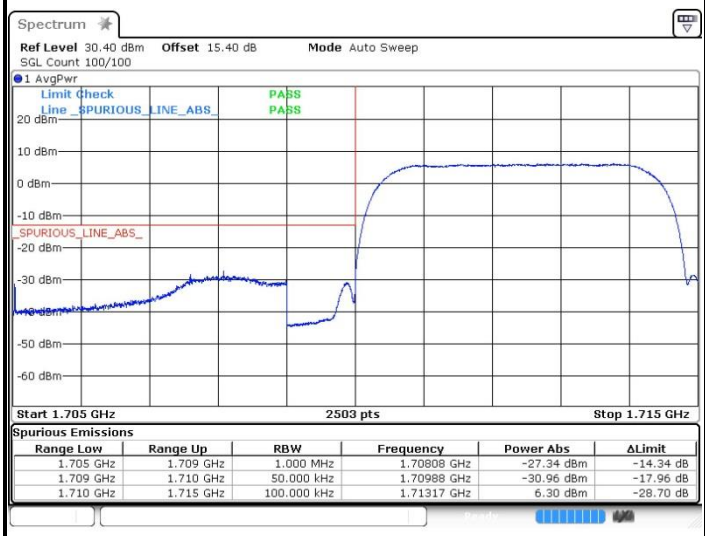

Spurious Emissions

Range Low	Range Up	RBW	Frequency	Power Abs	ΔLimit
1.705 GHz	1.709 GHz	1.000 MHz	1.70808 GHz	-27.34 dBm	-14.34 dB
1.709 GHz	1.710 GHz	50.000 kHz	1.70988 GHz	-30.96 dBm	-17.96 dB
1.710 GHz	1.715 GHz	100.000 kHz	1.71317 GHz	6.30 dBm	-28.70 dB

Date: 3.JUL.2019 14:19:08

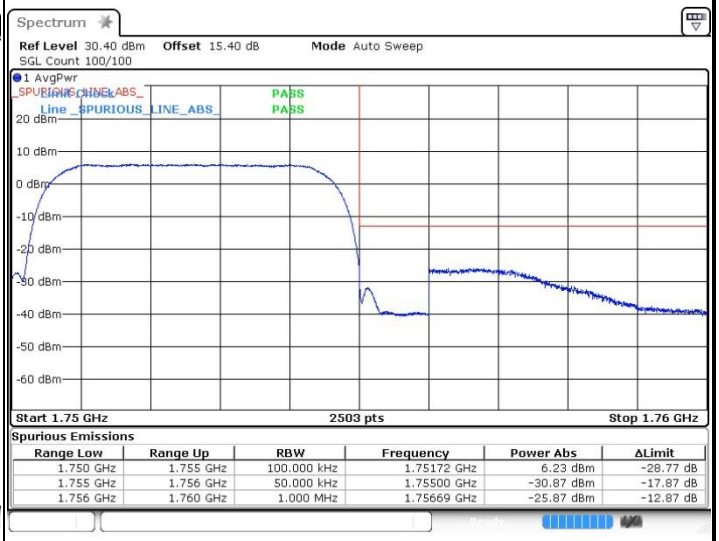

Spurious Emissions

Range Low	Range Up	RBW	Frequency	Power Abs	ΔLimit
1.750 GHz	1.755 GHz	100.000 kHz	1.75172 GHz	6.23 dBm	-28.77 dB
1.755 GHz	1.756 GHz	50.000 kHz	1.75500 GHz	-30.87 dBm	-17.87 dB
1.756 GHz	1.760 GHz	1.000 MHz	1.75669 GHz	-25.87 dBm	-12.87 dB

Date: 3.JUL.2019 14:19:45

Conducted Spurious Emission

GSM850 (GSM)

Lowest Channel

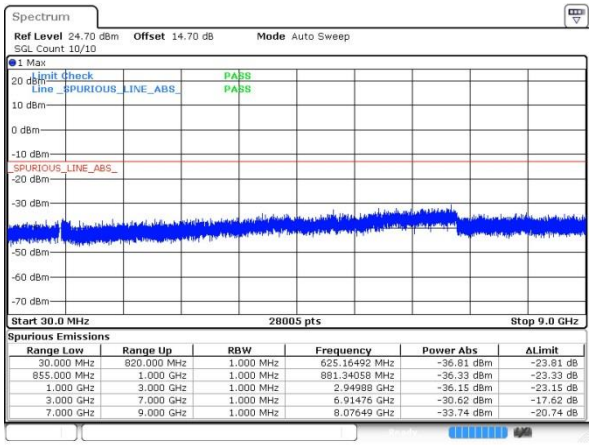

Spurious Emissions

Range Low	Range Up	RBW	Frequency	Power Abs	ΔLimit
30.000 MHz	820.000 MHz	1.000 MHz	625.16492 MHz	-36.81 dBm	-23.81 dB
855.000 MHz	1.000 GHz	1.000 MHz	881.34058 MHz	-36.33 dBm	-23.33 dB
1.000 GHz	3.000 GHz	1.000 MHz	2.94988 GHz	-36.15 dBm	-23.15 dB
3.000 GHz	7.000 GHz	1.000 MHz	6.91476 GHz	-30.62 dBm	-17.62 dB
7.000 GHz	9.000 GHz	1.000 MHz	8.07649 GHz	-33.74 dBm	-20.74 dB

Date: 20.JUN.2019 23:52:55

Middle Channel

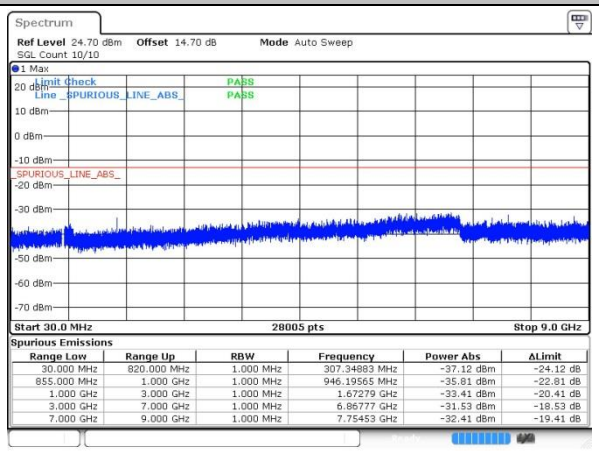

Spurious Emissions

Range Low	Range Up	RBW	Frequency	Power Abs	ΔLimit
30.000 MHz	820.000 MHz	1.000 MHz	307.34883 MHz	-37.12 dBm	-24.12 dB
855.000 MHz	1.000 GHz	1.000 MHz	946.19565 MHz	-35.81 dBm	-22.81 dB
1.000 GHz	3.000 GHz	1.000 MHz	1.67279 GHz	-33.41 dBm	-20.41 dB
3.000 GHz	7.000 GHz	1.000 MHz	6.86777 GHz	-31.53 dBm	-18.53 dB
7.000 GHz	9.000 GHz	1.000 MHz	7.75453 GHz	-32.41 dBm	-19.41 dB

Date: 20.JUN.2019 23:54:13

Highest Channel

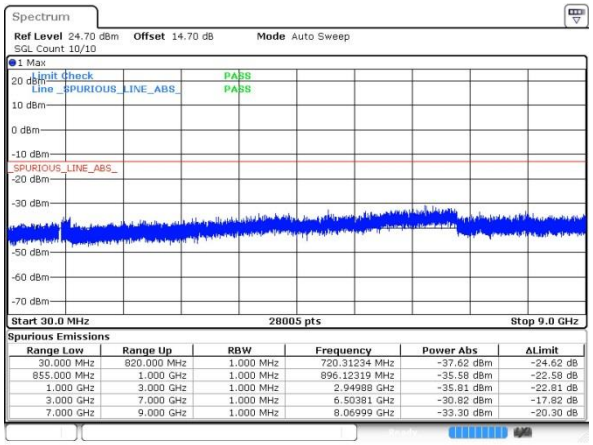

Spurious Emissions

Range Low	Range Up	RBW	Frequency	Power Abs	ΔLimit
30.000 MHz	820.000 MHz	1.000 MHz	720.31234 MHz	-37.62 dBm	-24.62 dB
855.000 MHz	1.000 GHz	1.000 MHz	896.12319 MHz	-35.58 dBm	-22.58 dB
1.000 GHz	3.000 GHz	1.000 MHz	2.94988 GHz	-35.81 dBm	-22.81 dB
3.000 GHz	7.000 GHz	1.000 MHz	6.50381 GHz	-30.82 dBm	-17.82 dB
7.000 GHz	9.000 GHz	1.000 MHz	8.06999 GHz	-33.30 dBm	-20.30 dB

Date: 20.JUN.2019 23:55:33

GSM850 (EDGE class 8)

Lowest Channel

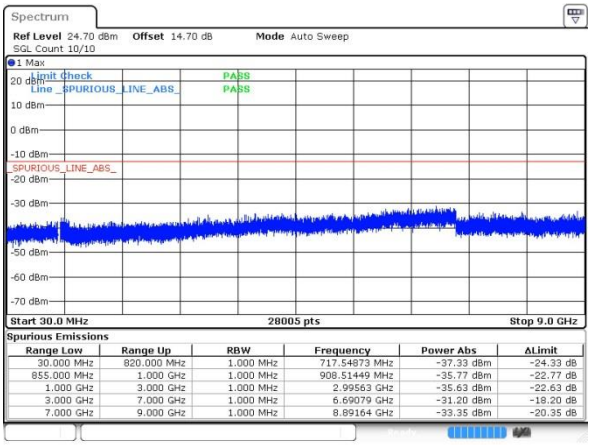

Spurious Emissions

Range Low	Range Up	RBW	Frequency	Power Abs	ΔLimit
30.000 MHz	820.000 MHz	1.000 MHz	717.54873 MHz	-37.33 dBm	-24.33 dB
855.000 MHz	1.000 GHz	1.000 MHz	908.51449 MHz	-35.77 dBm	-22.77 dB
1.000 GHz	3.000 GHz	1.000 MHz	2.99563 GHz	-35.63 dBm	-22.63 dB
3.000 GHz	7.000 GHz	1.000 MHz	6.69079 GHz	-31.20 dBm	-18.20 dB
7.000 GHz	9.000 GHz	1.000 MHz	8.89164 GHz	-33.35 dBm	-20.35 dB

Date: 21.JUN.2019 00:13:31

Middle Channel

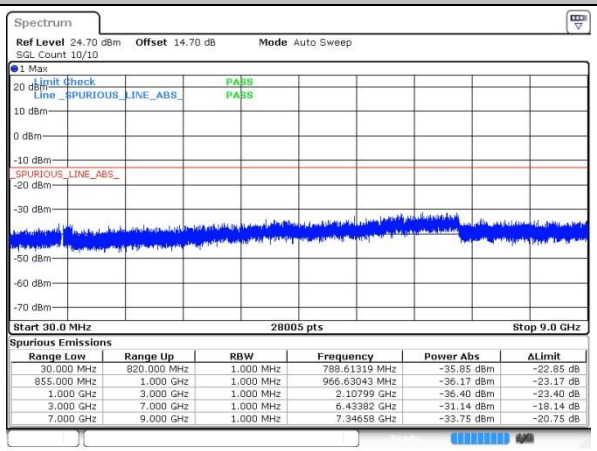

Spurious Emissions

Range Low	Range Up	RBW	Frequency	Power Abs	ΔLimit
30.000 MHz	820.000 MHz	1.000 MHz	788.61319 MHz	-35.85 dBm	-22.85 dB
855.000 MHz	1.000 GHz	1.000 MHz	966.63043 MHz	-36.17 dBm	-23.17 dB
1.000 GHz	3.000 GHz	1.000 MHz	2.10799 GHz	-36.40 dBm	-23.40 dB
3.000 GHz	7.000 GHz	1.000 MHz	6.43382 GHz	-31.14 dBm	-18.14 dB
7.000 GHz	9.000 GHz	1.000 MHz	7.34658 GHz	-33.75 dBm	-20.75 dB

Date: 21.JUN.2019 00:14:52

Highest Channel

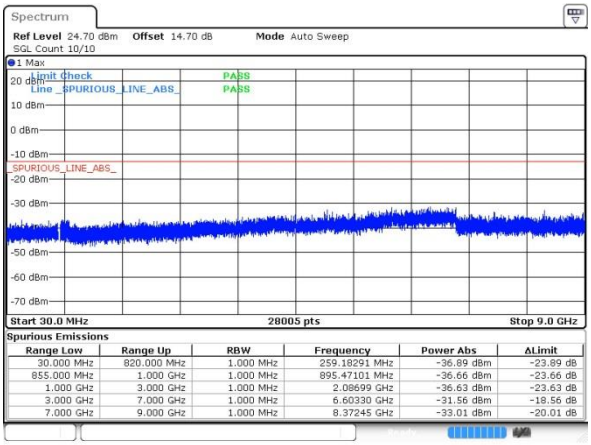

Spurious Emissions

Range Low	Range Up	RBW	Frequency	Power Abs	ΔLimit
30.000 MHz	820.000 MHz	1.000 MHz	259.18291 MHz	-36.89 dBm	-23.89 dB
855.000 MHz	1.000 GHz	1.000 MHz	895.47101 MHz	-36.66 dBm	-23.66 dB
1.000 GHz	3.000 GHz	1.000 MHz	2.08699 GHz	-36.63 dBm	-23.63 dB
3.000 GHz	7.000 GHz	1.000 MHz	6.60330 GHz	-31.56 dBm	-18.56 dB
7.000 GHz	9.000 GHz	1.000 MHz	8.37245 GHz	-33.01 dBm	-20.01 dB

Date: 21.JUN.2019 00:16:13

GSM1900 (GSM)

Lowest Channel

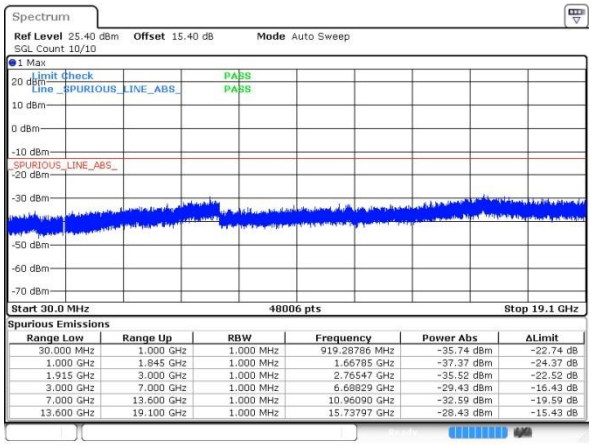

Spurious Emissions

Range Low	Range Up	RBW	Frequency	Power Abs	ΔLimit
30.000 MHz	1.000 GHz	1.000 MHz	919.28786 MHz	-35.74 dBm	-22.74 dB
1.000 GHz	1.845 GHz	1.000 MHz	1.66785 GHz	-37.37 dBm	-24.37 dB
1.915 GHz	3.000 GHz	1.000 MHz	2.76547 GHz	-35.52 dBm	-22.52 dB
3.000 GHz	7.000 GHz	1.000 MHz	6.68829 GHz	-29.43 dBm	-16.43 dB
7.000 GHz	13.600 GHz	1.000 MHz	10.96090 GHz	-32.59 dBm	-19.59 dB
13.600 GHz	19.100 GHz	1.000 MHz	15.73797 GHz	-28.43 dBm	-15.43 dB

Date: 21.JUN.2019 00:28:48

Middle Channel

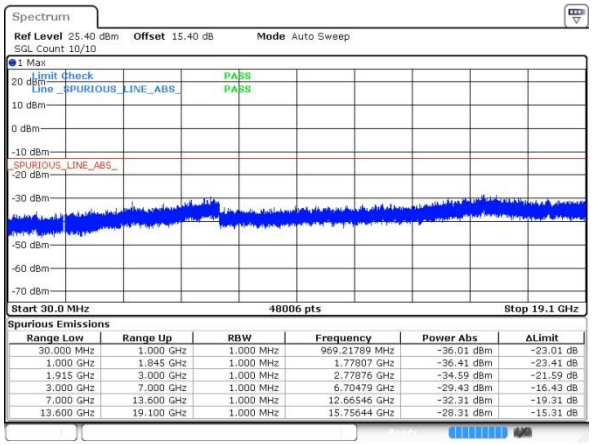

Spurious Emissions

Range Low	Range Up	RBW	Frequency	Power Abs	ΔLimit
30.000 MHz	1.000 GHz	1.000 MHz	969.21789 MHz	-36.01 dBm	-23.01 dB
1.000 GHz	1.845 GHz	1.000 MHz	1.77807 GHz	-36.41 dBm	-23.41 dB
1.915 GHz	3.000 GHz	1.000 MHz	2.77876 GHz	-34.59 dBm	-21.59 dB
3.000 GHz	7.000 GHz	1.000 MHz	6.70479 GHz	-29.43 dBm	-16.43 dB
7.000 GHz	13.600 GHz	1.000 MHz	12.66546 GHz	-32.31 dBm	-19.31 dB
13.600 GHz	19.100 GHz	1.000 MHz	15.75644 GHz	-28.31 dBm	-15.31 dB

Date: 21.JUN.2019 00:30:06

Highest Channel

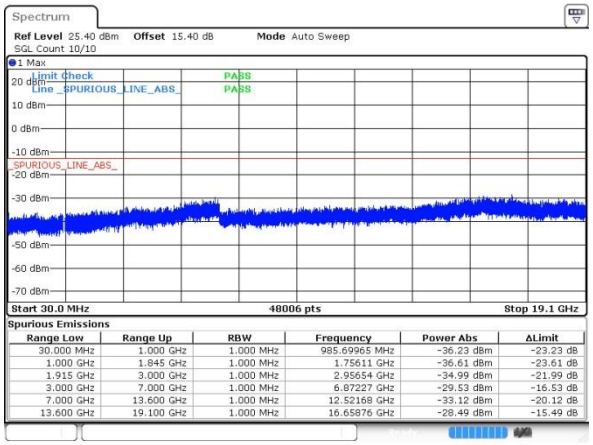

Spurious Emissions

Range Low	Range Up	RBW	Frequency	Power Abs	ΔLimit
30.000 MHz	1.000 GHz	1.000 MHz	985.69965 MHz	-36.23 dBm	-23.23 dB
1.000 GHz	1.845 GHz	1.000 MHz	1.75611 GHz	-36.61 dBm	-23.61 dB
1.915 GHz	3.000 GHz	1.000 MHz	2.95654 GHz	-34.99 dBm	-21.99 dB
3.000 GHz	7.000 GHz	1.000 MHz	6.87227 GHz	-29.53 dBm	-16.53 dB
7.000 GHz	13.600 GHz	1.000 MHz	12.52168 GHz	-33.12 dBm	-20.12 dB
13.600 GHz	19.100 GHz	1.000 MHz	16.65876 GHz	-28.49 dBm	-15.49 dB

Date: 21.JUN.2019 00:34:53

GSM1900 (EDGE class 8)

Lowest Channel

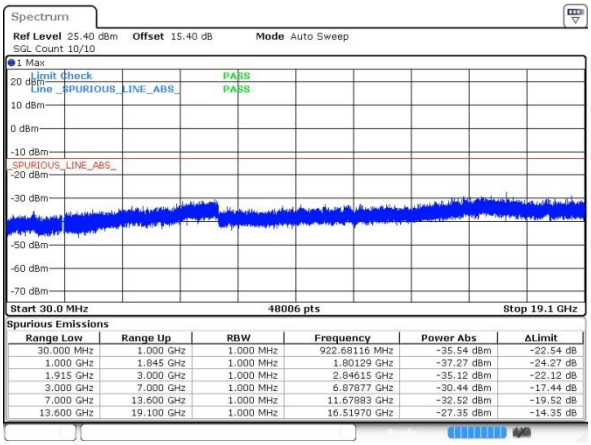

Spurious Emissions

Range Low	Range Up	RBW	Frequency	Power Abs	ΔLimit
30.000 MHz	1.000 GHz	1.000 MHz	922.68116 MHz	-35.54 dBm	-22.54 dB
1.000 GHz	1.845 GHz	1.000 MHz	1.80129 GHz	-37.27 dBm	-24.27 dB
1.915 GHz	3.000 GHz	1.000 MHz	2.84615 GHz	-35.12 dBm	-22.12 dB
3.000 GHz	7.000 GHz	1.000 MHz	6.87877 GHz	-30.44 dBm	-17.44 dB
7.000 GHz	13.600 GHz	1.000 MHz	11.67883 GHz	-32.52 dBm	-19.52 dB
13.600 GHz	19.100 GHz	1.000 MHz	16.51970 GHz	-27.35 dBm	-14.35 dB

Date: 21.JUN.2019 00:48:07

Middle Channel

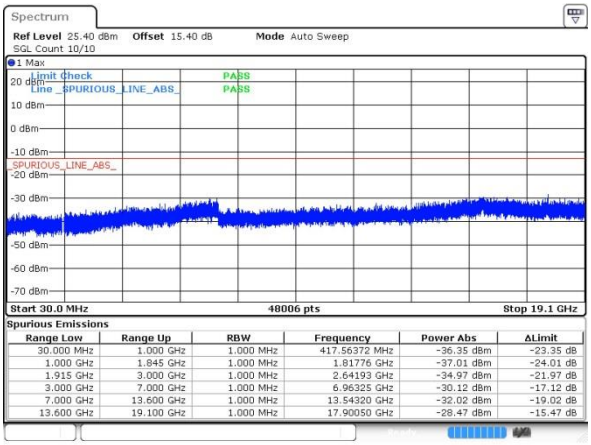

Spurious Emissions

Range Low	Range Up	RBW	Frequency	Power Abs	ΔLimit
30.000 MHz	1.000 GHz	1.000 MHz	417.56372 MHz	-36.35 dBm	-23.35 dB
1.000 GHz	1.845 GHz	1.000 MHz	1.81776 GHz	-37.01 dBm	-24.01 dB
1.915 GHz	3.000 GHz	1.000 MHz	2.64193 GHz	-34.97 dBm	-21.97 dB
3.000 GHz	7.000 GHz	1.000 MHz	6.96325 GHz	-30.12 dBm	-17.12 dB
7.000 GHz	13.600 GHz	1.000 MHz	13.54320 GHz	-32.02 dBm	-19.02 dB
13.600 GHz	19.100 GHz	1.000 MHz	17.90050 GHz	-28.47 dBm	-15.47 dB

Date: 21.JUN.2019 00:49:25

Highest Channel

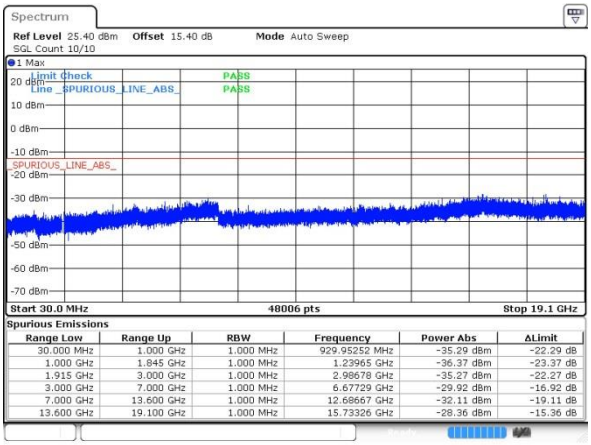

Spurious Emissions

Range Low	Range Up	RBW	Frequency	Power Abs	ΔLimit
30.000 MHz	1.000 GHz	1.000 MHz	929.95252 MHz	-35.29 dBm	-22.29 dB
1.000 GHz	1.845 GHz	1.000 MHz	1.23965 GHz	-36.37 dBm	-23.37 dB
1.915 GHz	3.000 GHz	1.000 MHz	2.98678 GHz	-35.27 dBm	-22.27 dB
3.000 GHz	7.000 GHz	1.000 MHz	6.67729 GHz	-29.92 dBm	-16.92 dB
7.000 GHz	13.600 GHz	1.000 MHz	12.68667 GHz	-32.11 dBm	-19.11 dB
13.600 GHz	19.100 GHz	1.000 MHz	15.73326 GHz	-28.36 dBm	-15.36 dB

Date: 21.JUN.2019 00:50:45

WCDMA Band V (RMC 12.2Kbps)

Lowest Channel

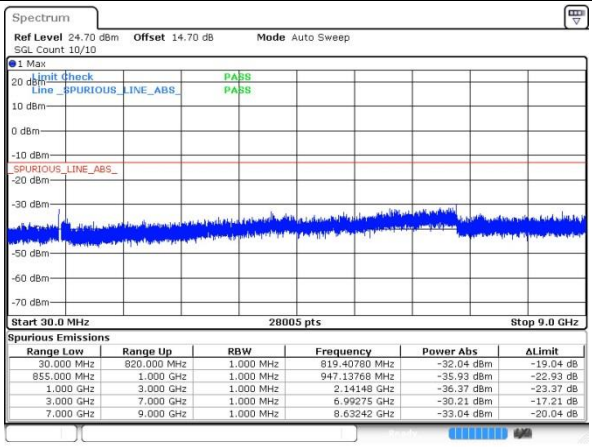

Spurious Emissions

Range Low	Range Up	RBW	Frequency	Power Abs	ΔLimit
30.000 MHz	820.000 MHz	1.000 MHz	819.40780 MHz	-32.04 dBm	-19.04 dB
855.000 MHz	1.000 GHz	1.000 MHz	947.13768 MHz	-35.93 dBm	-22.93 dB
1.000 GHz	3.000 GHz	1.000 MHz	2.14148 GHz	-36.37 dBm	-23.37 dB
3.000 GHz	7.000 GHz	1.000 MHz	6.99275 GHz	-30.21 dBm	-17.21 dB
7.000 GHz	9.000 GHz	1.000 MHz	8.63242 GHz	-33.04 dBm	-20.04 dB

Date: 21.JUN.2019 01:09:02

Middle Channel

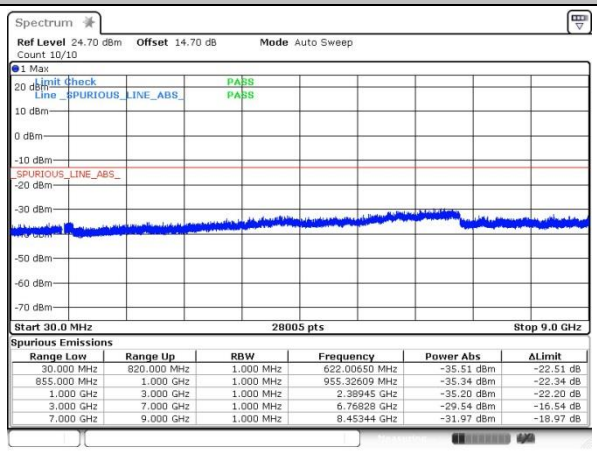

Spurious Emissions

Range Low	Range Up	RBW	Frequency	Power Abs	ΔLimit
30.000 MHz	820.000 MHz	1.000 MHz	622.00650 MHz	-35.51 dBm	-22.51 dB
855.000 MHz	1.000 GHz	1.000 MHz	955.32609 MHz	-35.34 dBm	-22.34 dB
1.000 GHz	3.000 GHz	1.000 MHz	2.38945 GHz	-35.20 dBm	-22.20 dB
3.000 GHz	7.000 GHz	1.000 MHz	6.76828 GHz	-29.54 dBm	-16.54 dB
7.000 GHz	9.000 GHz	1.000 MHz	8.45344 GHz	-31.97 dBm	-18.97 dB

Date: 21.JUN.2019 01:10:20

Highest Channel

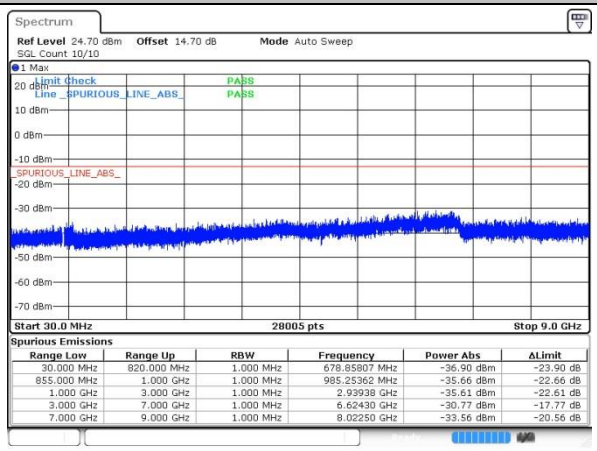

Spurious Emissions

Range Low	Range Up	RBW	Frequency	Power Abs	ΔLimit
30.000 MHz	820.000 MHz	1.000 MHz	678.85807 MHz	-36.90 dBm	-23.90 dB
855.000 MHz	1.000 GHz	1.000 MHz	985.25362 MHz	-35.66 dBm	-22.66 dB
1.000 GHz	3.000 GHz	1.000 MHz	2.93938 GHz	-35.61 dBm	-22.61 dB
3.000 GHz	7.000 GHz	1.000 MHz	6.62430 GHz	-30.77 dBm	-17.77 dB
7.000 GHz	9.000 GHz	1.000 MHz	8.02250 GHz	-33.56 dBm	-20.56 dB

Date: 21.JUN.2019 01:11:38

WCDMA Band II (RMC 12.2Kbps)

Lowest Channel

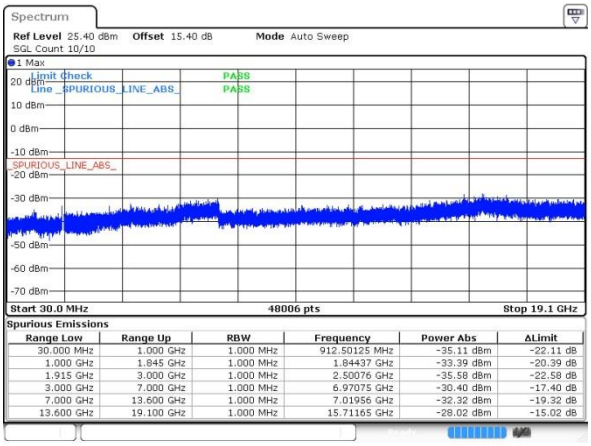

Spurious Emissions

Range Low	Range Up	RBW	Frequency	Power Abs	ΔLimit
30.000 MHz	1.000 GHz	1.000 MHz	912.50125 MHz	-35.11 dBm	-22.11 dB
1.000 GHz	1.845 GHz	1.000 MHz	1.84437 GHz	-33.39 dBm	-20.39 dB
1.915 GHz	3.000 GHz	1.000 MHz	2.50076 GHz	-35.58 dBm	-22.58 dB
3.000 GHz	7.000 GHz	1.000 MHz	6.97075 GHz	-30.40 dBm	-17.40 dB
7.000 GHz	13.600 GHz	1.000 MHz	7.01956 GHz	-32.32 dBm	-19.32 dB
13.600 GHz	19.100 GHz	1.000 MHz	15.71165 GHz	-28.02 dBm	-15.02 dB

Date: 21.JUN.2019 01:26:32

Middle Channel

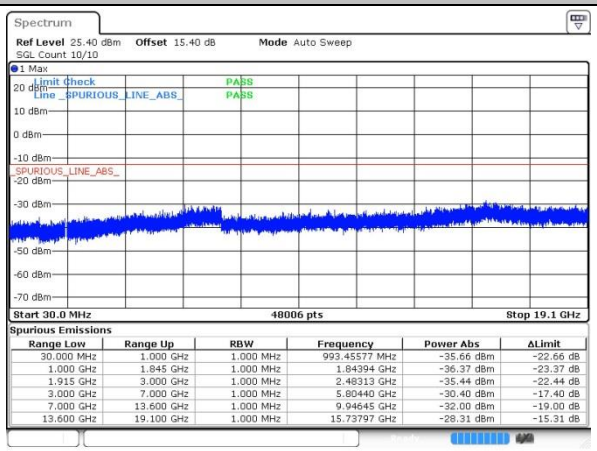

Spurious Emissions

Range Low	Range Up	RBW	Frequency	Power Abs	ΔLimit
30.000 MHz	1.000 GHz	1.000 MHz	993.45577 MHz	-35.66 dBm	-22.66 dB
1.000 GHz	1.845 GHz	1.000 MHz	1.84394 GHz	-36.37 dBm	-23.37 dB
1.915 GHz	3.000 GHz	1.000 MHz	2.48313 GHz	-35.44 dBm	-22.44 dB
3.000 GHz	7.000 GHz	1.000 MHz	5.80440 GHz	-30.40 dBm	-17.40 dB
7.000 GHz	13.600 GHz	1.000 MHz	9.94645 GHz	-32.00 dBm	-19.00 dB
13.600 GHz	19.100 GHz	1.000 MHz	15.73797 GHz	-28.31 dBm	-15.31 dB

Date: 21.JUN.2019 01:28:15

Highest Channel

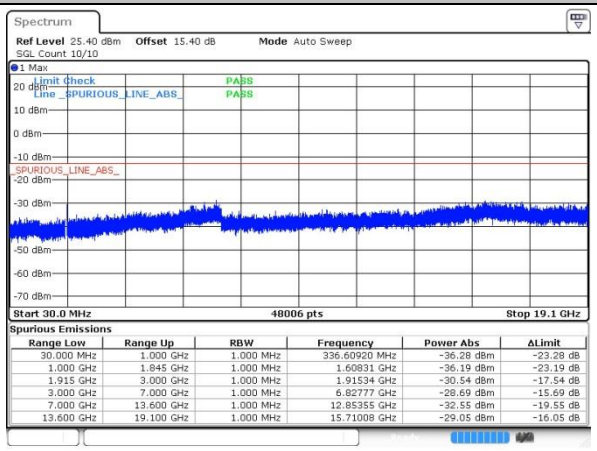

Spurious Emissions

Range Low	Range Up	RBW	Frequency	Power Abs	ΔLimit
30.000 MHz	1.000 GHz	1.000 MHz	336.60920 MHz	-36.28 dBm	-23.28 dB
1.000 GHz	1.845 GHz	1.000 MHz	1.60831 GHz	-36.19 dBm	-23.19 dB
1.915 GHz	3.000 GHz	1.000 MHz	1.91534 GHz	-30.54 dBm	-17.54 dB
3.000 GHz	7.000 GHz	1.000 MHz	6.82777 GHz	-28.69 dBm	-15.69 dB
7.000 GHz	13.600 GHz	1.000 MHz	12.85355 GHz	-32.55 dBm	-19.55 dB
13.600 GHz	19.100 GHz	1.000 MHz	15.71008 GHz	-29.05 dBm	-16.05 dB

Date: 21.JUN.2019 01:29:33

WCDMA Band IV (RMC 12.2Kbps)

Lowest Channel

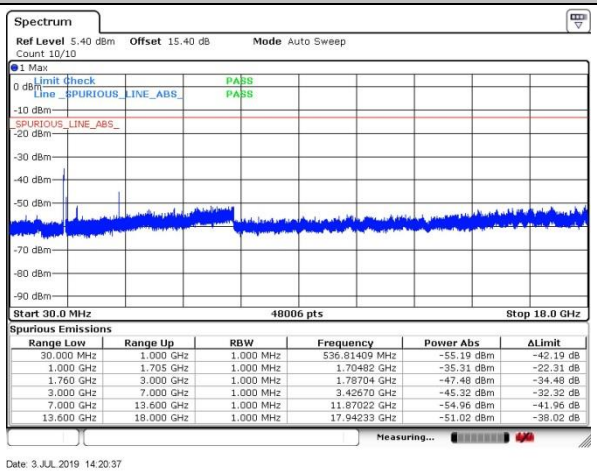

Spurious Emissions

Range Low	Range Up	RBW	Frequency	Power Abs	ΔLimit
30.000 MHz	1.000 GHz	1.000 MHz	536.81409 MHz	-55.19 dBm	-42.19 dB
1.000 GHz	1.705 GHz	1.000 MHz	1.70482 GHz	-35.31 dBm	-22.31 dB
1.760 GHz	3.000 GHz	1.000 MHz	1.78704 GHz	-47.48 dBm	-34.48 dB
3.000 GHz	7.000 GHz	1.000 MHz	3.42670 GHz	-45.32 dBm	-32.32 dB
7.000 GHz	13.600 GHz	1.000 MHz	11.87022 GHz	-54.96 dBm	-41.96 dB
13.600 GHz	18.000 GHz	1.000 MHz	17.94233 GHz	-51.02 dBm	-38.02 dB

Middle Channel

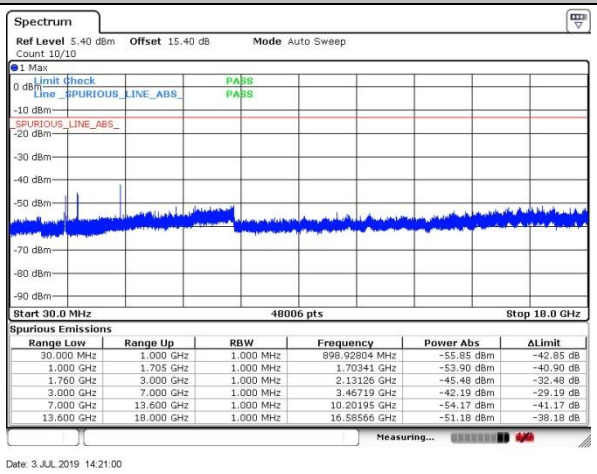

Spurious Emissions

Range Low	Range Up	RBW	Frequency	Power Abs	ΔLimit
30.000 MHz	1.000 GHz	1.000 MHz	898.92804 MHz	-55.85 dBm	-42.85 dB
1.000 GHz	1.705 GHz	1.000 MHz	1.70341 GHz	-53.90 dBm	-40.90 dB
1.760 GHz	3.000 GHz	1.000 MHz	2.13126 GHz	-45.48 dBm	-32.48 dB
3.000 GHz	7.000 GHz	1.000 MHz	3.46719 GHz	-42.19 dBm	-29.19 dB
7.000 GHz	13.600 GHz	1.000 MHz	10.20195 GHz	-54.17 dBm	-41.17 dB
13.600 GHz	18.000 GHz	1.000 MHz	16.58566 GHz	-51.18 dBm	-38.18 dB

Highest Channel

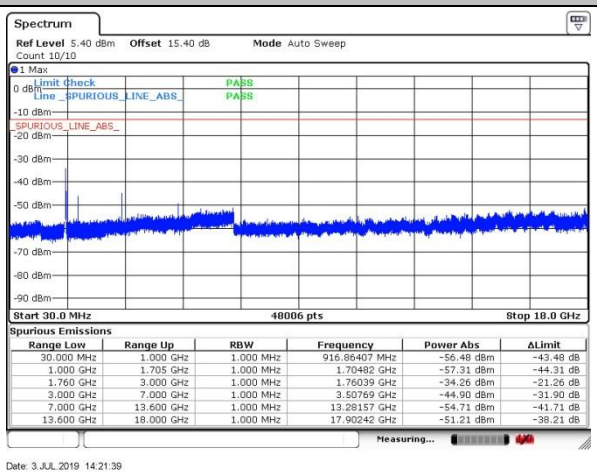

Spurious Emissions

Range Low	Range Up	RBW	Frequency	Power Abs	ΔLimit
30.000 MHz	1.000 GHz	1.000 MHz	916.86407 MHz	-56.48 dBm	-43.48 dB
1.000 GHz	1.705 GHz	1.000 MHz	1.70482 GHz	-57.31 dBm	-44.31 dB
1.760 GHz	3.000 GHz	1.000 MHz	1.76039 GHz	-34.26 dBm	-21.26 dB
3.000 GHz	7.000 GHz	1.000 MHz	3.50769 GHz	-44.90 dBm	-31.90 dB
7.000 GHz	13.600 GHz	1.000 MHz	13.28157 GHz	-54.71 dBm	-41.71 dB
13.600 GHz	18.000 GHz	1.000 MHz	17.90242 GHz	-51.21 dBm	-38.21 dB

Frequency Stability

Test Conditions	Middle Channel	GSM850 (GSM)	GSM850 (EDGE class 8)	Limit 2.5ppm
Temperature (°C)	Voltage (Volt)	Deviation (ppm)		Result
50	Normal Voltage	0.0048	0.0060	PASS
40	Normal Voltage	0.0526	0.0167	
30	Normal Voltage	0.0120	0.0538	
20(Ref.)	Normal Voltage	0.0000	0.0000	
10	Normal Voltage	0.0574	0.0335	
0	Normal Voltage	0.0191	0.0538	
-10	Normal Voltage	0.0084	0.0466	
-20	Normal Voltage	0.0143	0.0167	
-30	Normal Voltage	0.0108	0.0478	
20	Maximum Voltage	0.0466	0.0514	
20	Normal Voltage	0.0155	0.0132	
20	Battery End Point	0.0395	0.0395	

Test Conditions	Middle Channel	GSM1900 (GSM)	GSM1900 (EDGE class 8)	Limit Note 2.
Temperature (°C)	Voltage (Volt)	Deviation (ppm)		Result
50	Normal Voltage	0.0053	0.0005	PASS
40	Normal Voltage	0.0016	0.0016	
30	Normal Voltage	0.0027	0.0021	
20(Ref.)	Normal Voltage	0.0000	0.0000	
10	Normal Voltage	0.0170	0.0255	
0	Normal Voltage	0.0074	0.0186	
-10	Normal Voltage	0.0160	0.0011	
-20	Normal Voltage	0.0218	0.0037	
-30	Normal Voltage	0.0005	0.0213	
20	Maximum Voltage	0.0053	0.0160	
20	Normal Voltage	0.0021	0.0016	
20	Battery End Point	0.0133	0.0011	

Test Conditions	Middle Channel	WCDMA Band V (RMC 12.2KbpsRMC 12.2Kbps)	Limit 2.5ppm
Temperature (°C)	Voltage (Volt)	Deviation (ppm)	Result
50	Normal Voltage	0.0060	PASS
40	Normal Voltage	0.0395	
30	Normal Voltage	0.0442	
20(Ref.)	Normal Voltage	0.0000	
10	Normal Voltage	0.0072	
0	Normal Voltage	0.0323	
-10	Normal Voltage	0.0048	
-20	Normal Voltage	0.0167	
-30	Normal Voltage	0.0311	
20	Maximum Voltage	0.0442	
20	Normal Voltage	0.0155	
20	Battery End Point	0.0012	

Test Conditions	Middle Channel	WCDMA Band II (RMC 12.2Kbps)	Limit Note 2.
Temperature (°C)	Voltage (Volt)	Deviation (ppm)	Result
50	Normal Voltage	0.0186	PASS
40	Normal Voltage	0.0128	
30	Normal Voltage	0.0165	
20(Ref.)	Normal Voltage	0.0000	
10	Normal Voltage	0.0117	
0	Normal Voltage	0.0154	
-10	Normal Voltage	0.0239	
-20	Normal Voltage	0.0005	
-30	Normal Voltage	0.0117	
20	Maximum Voltage	0.0165	
20	Normal Voltage	0.0005	
20	Battery End Point	0.0032	

Test Conditions	Middle Channel	WCDMA Band IV (RMC 12.2Kbps)	Limit Note 2.
Temperature (°C)	Voltage (Volt)	Deviation (ppm)	Result
50	Normal Voltage	0.0069	PASS
40	Normal Voltage	0.0156	
30	Normal Voltage	0.0017	
20(Ref.)	Normal Voltage	0.0000	
10	Normal Voltage	0.0012	
0	Normal Voltage	0.0058	
-10	Normal Voltage	0.0150	
-20	Normal Voltage	0.0167	
-30	Normal Voltage	0.0092	
20	Maximum Voltage	0.0092	
20	Normal Voltage	0.0006	
20	Battery End Point	0.0167	

Note:

1. Normal Voltage = 3.8V ；Battery End Point (BEP) =3.6V.；Maximum Voltage =4.2V
2. The frequency fundamental emissions stay within the authorized frequency block based on the frequency deviation measured is small.

Appendix B. Test Results of Radiated Test

Radiated Spurious Emission

GSM850 (GSM)								
Channel	Frequency (MHz)	ERP (dBm)	Limit (dBm)	Over Limit (dB)	S.G. Power (dBm)	TX Cable loss (dB)	TX Antenna Gain (dBi)	Polarization (H/V)
Middle	1672	-57.42	-13	-44.42	-64.39	1.58	10.70	H
	2510	-42.75	-13	-29.75	-51.00	2.102	12.50	H
	3348	-65.05	-13	-52.05	-73.94	2.856	13.90	H
	1672	-64.56	-13	-51.56	-71.53	1.58	10.70	V
	2510	-49.04	-13	-36.04	-57.29	2.10	12.50	V
	3348	-64.78	-13	-51.78	-73.67	2.86	13.90	V

Remark: Spurious emissions within 30-1000MHz were found more than 20dB below limit line.

GSM850 (EDGE class 8)								
Channel	Frequency (MHz)	ERP (dBm)	Limit (dBm)	Over Limit (dB)	S.G. Power (dBm)	TX Cable loss (dB)	TX Antenna Gain (dBi)	Polarization (H/V)
Middle	1672	-56.43	-13	-43.43	-63.40	1.58	10.70	H
	2510	-42.63	-13	-29.63	-50.88	2.102	12.50	H
	3348	-65.15	-13	-52.15	-74.04	2.856	13.90	H
	1672	-57.50	-13	-44.50	-64.47	1.58	10.70	V
	2510	-48.96	-13	-35.96	-57.21	2.10	12.50	V
	3348	-65.29	-13	-52.29	-74.18	2.86	13.90	V

Remark: Spurious emissions within 30-1000MHz were found more than 20dB below limit line.

GSM1900 (GSM)								
Channel	Frequency (MHz)	EIRP (dBm)	Limit (dBm)	Over Limit (dB)	S.G. Power (dBm)	TX Cable loss (dB)	TX Antenna Gain (dBi)	Polarization (H/V)
Middle	3759	-60.31	-13	-47.31	-72.57	2.641	14.90	H
	5640	-39.61	-13	-26.61	-51.47	2.94	14.80	H
	7524	-52.78	-13	-39.78	-62.55	3.39	13.16	H
	3759	-60.50	-13	-47.50	-72.76	2.64	14.90	V
	5640	-44.24	-13	-31.24	-56.10	2.94	14.80	V
	7524	-52.29	-13	-39.29	-62.06	3.39	13.16	V

Remark: Spurious emissions within 30-1000MHz were found more than 20dB below limit line.

GSM1900 (EDGE class 8)								
Channel	Frequency (MHz)	EIRP (dBm)	Limit (dBm)	Over Limit (dB)	S.G. Power (dBm)	TX Cable loss (dB)	TX Antenna Gain (dBi)	Polarization (H/V)
Middle	3759	-59.17	-13	-46.17	-71.43	2.641	14.90	H
	5640	-43.60	-13	-30.60	-55.46	2.94	14.80	H
	7524	-52.39	-13	-39.39	-62.16	3.39	13.16	H
	3759	-61.15	-13	-48.15	-73.41	2.64	14.90	V
	5640	-43.55	-13	-30.55	-55.41	2.94	14.80	V
	7524	-52.76	-13	-39.76	-62.53	3.39	13.16	V

Remark: Spurious emissions within 30-1000MHz were found more than 20dB below limit line.

WCDMA Band V(RMC 12.2Kbps)								
Channel	Frequency (MHz)	ERP (dBm)	Limit (dBm)	Over Limit (dB)	S.G. Power (dBm)	TX Cable loss (dB)	TX Antenna Gain (dBi)	Polarization (H/V)
Middle	1672	-69.88	-13	-56.88	-76.85	1.58	10.70	H
	2510	-65.78	-13	-52.78	-74.03	2.102	12.50	H
	3348	-65.52	-13	-52.52	-74.41	2.856	13.90	H
	1672	-70.92	-13	-57.92	-77.89	1.58	10.70	V
	2510	-66.35	-13	-53.35	-74.60	2.10	12.50	V
	3348	-66.19	-13	-53.19	-75.08	2.86	13.90	V

Remark: Spurious emissions within 30-1000MHz were found more than 20dB below limit line.

WCDMA Band II(RMC 12.2Kbps)								
Channel	Frequency (MHz)	EIRP (dBm)	Limit (dBm)	Over Limit (dB)	S.G. Power (dBm)	TX Cable loss (dB)	TX Antenna Gain (dBi)	Polarization (H/V)
Middle	3759	-60.72	-13	-47.72	-72.98	2.641	14.90	H
	5640	-55.60	-13	-42.60	-67.46	2.94	14.80	H
	7524	-53.37	-13	-40.37	-63.14	3.39	13.16	H
	3759	-60.56	-13	-47.56	-72.82	2.64	14.90	V
	5640	-57.65	-13	-44.65	-69.51	2.94	14.80	V
	7524	-52.19	-13	-39.19	-61.96	3.39	13.16	V

Remark: Spurious emissions within 30-1000MHz were found more than 20dB below limit line.

WCDMA Band IV(RMC 12.2Kbps)								
Channel	Frequency (MHz)	EIRP (dBm)	Limit (dBm)	Over Limit (dB)	S.G. Power (dBm)	TX Cable loss (dB)	TX Antenna Gain (dBi)	Polarization (H/V)
Middle	3465	-64.47	-13	-51.47	-75.21	2.604	13.34	H
	5199	-59.94	-13	-46.94	-70.45	3.011	13.52	H
	6936	-55.45	-13	-42.45	-65.65	3.271	13.47	H
	3465	-64.28	-13	-51.28	-75.02	2.604	13.34	V
	5199	-59.62	-13	-46.62	-70.13	3.011	13.52	V
	6936	-55.49	-13	-42.49	-65.69	3.271	13.47	V

Remark: Spurious emissions within 30-1000MHz were found more than 20dB below limit line.