Conducted Band Edge

GSM850 (GSM)

Lowest Band Edge

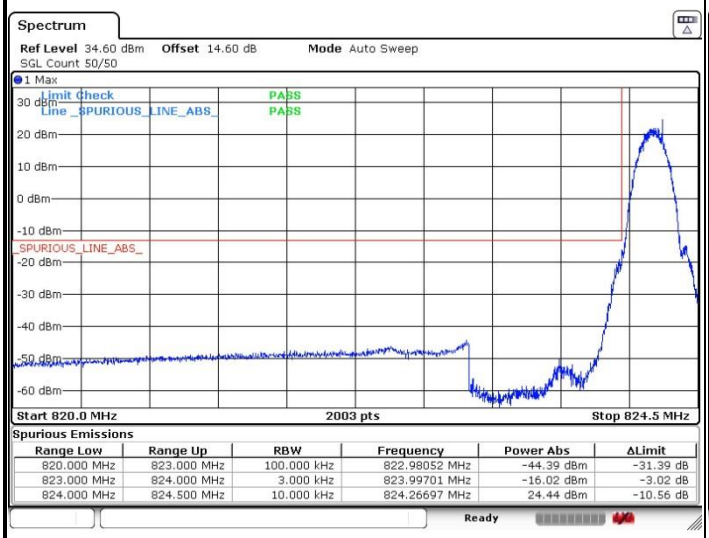

Spurious Emissions

Range Low	Range Up	RBW	Frequency	Power Abs	ΔLimit
820.000 MHz	823.000 MHz	100.000 kHz	822.98052 MHz	-44.39 dBm	-31.39 dB
823.000 MHz	824.000 MHz	3.000 kHz	823.99701 MHz	-16.02 dBm	-3.02 dB
824.000 MHz	824.500 MHz	10.000 kHz	824.26697 MHz	24.44 dBm	-10.56 dB

Date: 11.JUL.2019 11:23:01

Highest Band Edge

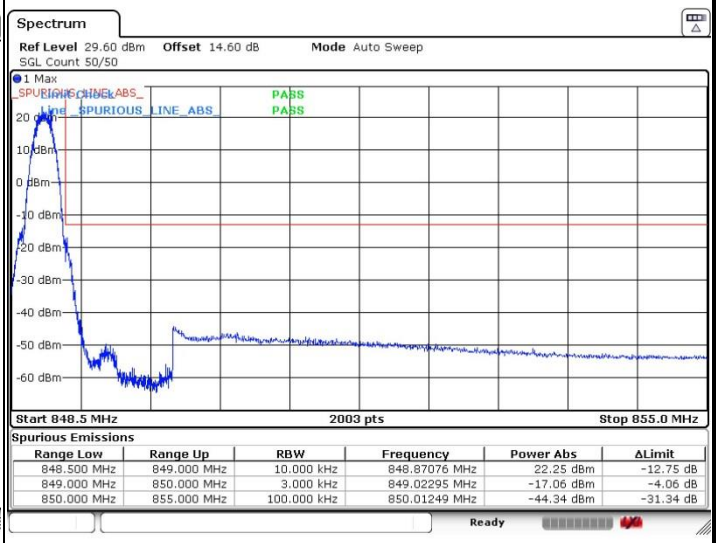

Spurious Emissions

Range Low	Range Up	RBW	Frequency	Power Abs	ΔLimit
848.500 MHz	849.000 MHz	10.000 kHz	848.87076 MHz	22.25 dBm	-12.75 dB
849.000 MHz	850.000 MHz	3.000 kHz	849.02295 MHz	-17.06 dBm	-4.06 dB
850.000 MHz	855.000 MHz	100.000 kHz	850.01249 MHz	-44.34 dBm	-31.34 dB

Date: 11.JUL.2019 11:25:05

GSM850 (EDGE class 8)

Lowest Band Edge

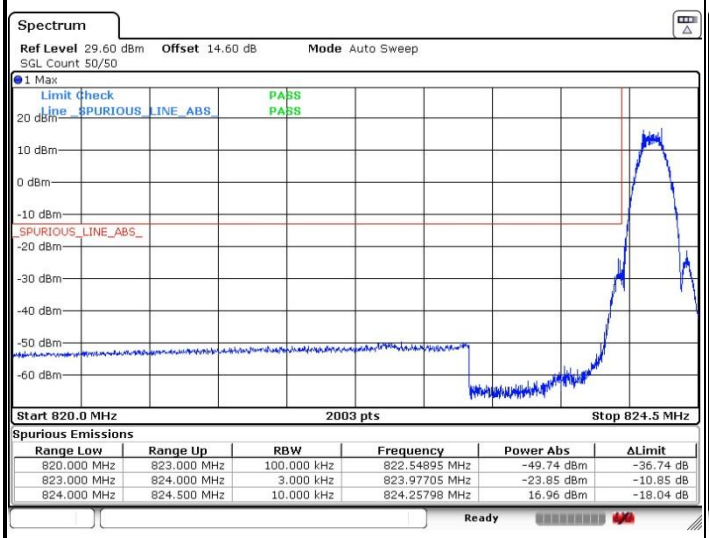

Spurious Emissions

Range Low	Range Up	RBW	Frequency	Power Abs	ΔLimit
820.000 MHz	823.000 MHz	100.000 kHz	822.54895 MHz	-49.74 dBm	-36.74 dB
823.000 MHz	824.000 MHz	3.000 kHz	823.97705 MHz	-23.85 dBm	-10.85 dB
824.000 MHz	824.500 MHz	10.000 kHz	824.25798 MHz	16.96 dBm	-18.04 dB

Date: 11.JUL.2019 11:34:08

Highest Band Edge

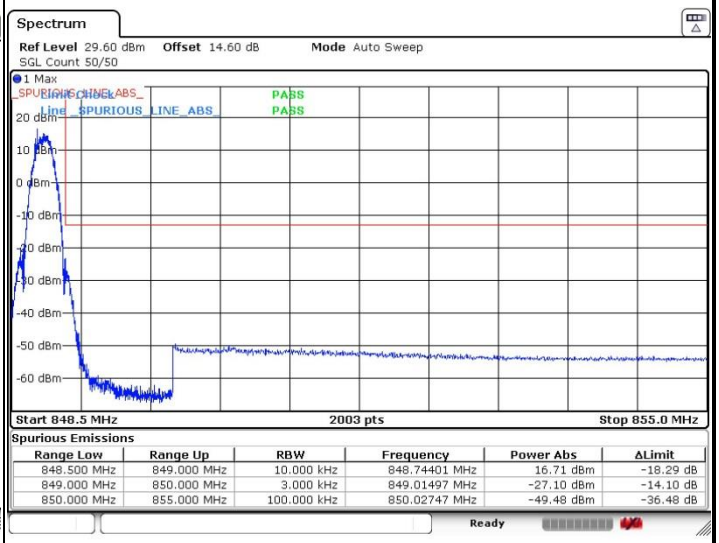

Spurious Emissions

Range Low	Range Up	RBW	Frequency	Power Abs	ΔLimit
848.500 MHz	849.000 MHz	10.000 kHz	848.74401 MHz	16.71 dBm	-18.29 dB
849.000 MHz	850.000 MHz	3.000 kHz	849.01497 MHz	-27.10 dBm	-14.10 dB
850.000 MHz	855.000 MHz	100.000 kHz	850.02747 MHz	-49.48 dBm	-36.48 dB

Date: 11.JUL.2019 11:35:51

GSM1900 (GSM)

Lowest Band Edge

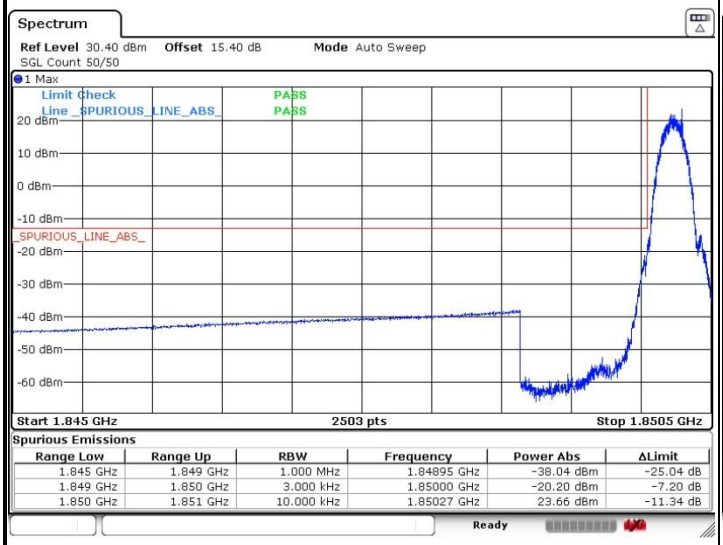

Spurious Emissions

Range Low	Range Up	RBW	Frequency	Power Abs	ΔLimit
1.845 GHz	1.849 GHz	1.000 MHz	1.84895 GHz	-38.04 dBm	-25.04 dB
1.849 GHz	1.850 GHz	3.000 kHz	1.85000 GHz	-20.20 dBm	-7.20 dB
1.850 GHz	1.851 GHz	10.000 kHz	1.85027 GHz	23.66 dBm	-11.34 dB

Date: 11.JUL.2019 11:46:26

Highest Band Edge

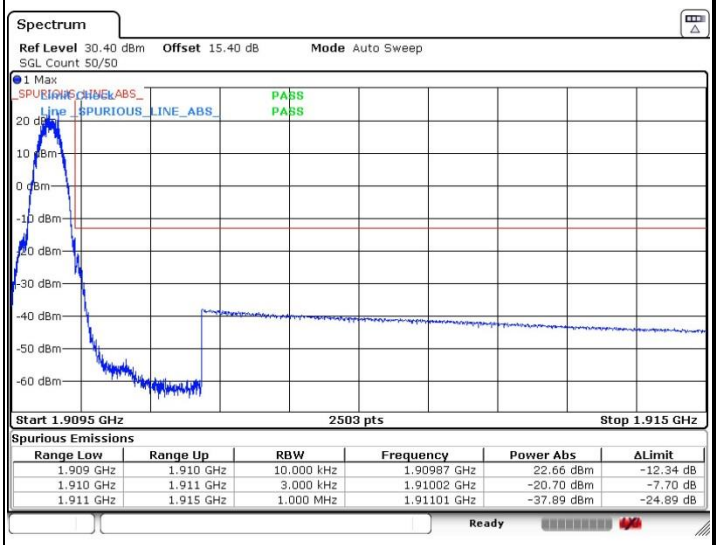

Spurious Emissions

Range Low	Range Up	RBW	Frequency	Power Abs	ΔLimit
1.909 GHz	1.910 GHz	10.000 kHz	1.90987 GHz	22.66 dBm	-12.34 dB
1.910 GHz	1.911 GHz	3.000 kHz	1.91002 GHz	-20.70 dBm	-7.70 dB
1.911 GHz	1.915 GHz	1.000 MHz	1.91101 GHz	-37.89 dBm	-24.89 dB

Date: 11.JUL.2019 11:49:32

GSM1900 (EDGE class 8)

Lowest Band Edge

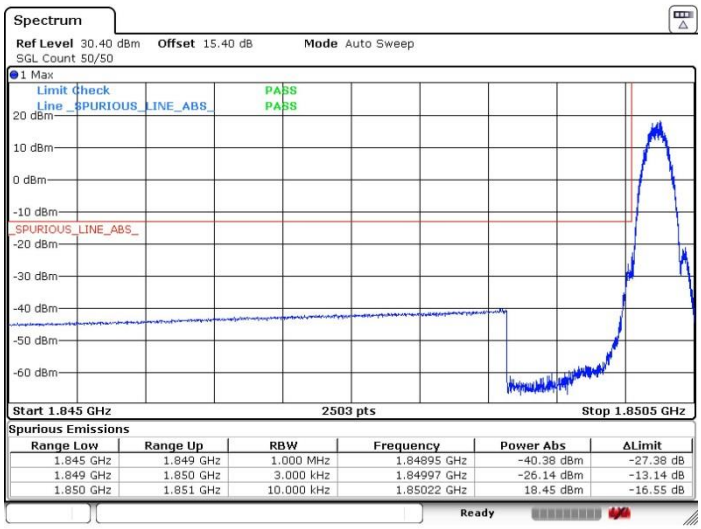

Spurious Emissions

Range Low	Range Up	RBW	Frequency	Power Abs	ΔLimit
1.845 GHz	1.849 GHz	1.000 MHz	1.84895 GHz	-40.38 dBm	-27.38 dB
1.849 GHz	1.850 GHz	3.000 kHz	1.84997 GHz	-26.14 dBm	-13.14 dB
1.850 GHz	1.851 GHz	10.000 kHz	1.85022 GHz	18.45 dBm	-16.55 dB

Date: 11.JUL.2019 11:59:33

Highest Band Edge

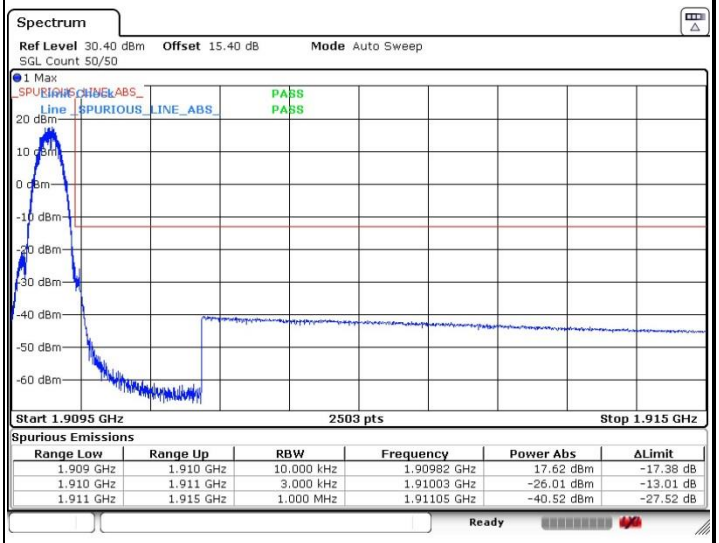

Spurious Emissions

Range Low	Range Up	RBW	Frequency	Power Abs	ΔLimit
1.909 GHz	1.910 GHz	10.000 kHz	1.90982 GHz	17.62 dBm	-17.38 dB
1.910 GHz	1.911 GHz	3.000 kHz	1.91003 GHz	-26.01 dBm	-13.01 dB
1.911 GHz	1.915 GHz	1.000 MHz	1.91105 GHz	-40.52 dBm	-27.52 dB

Date: 11.JUL.2019 12:02:06

WCDMA Band V (RMC 12.2Kbps)

Lowest Band Edge

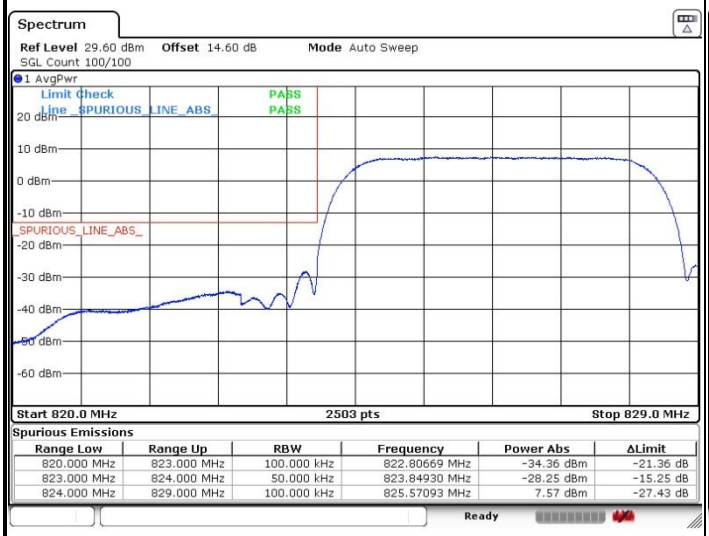

Spurious Emissions

Range Low	Range Up	RBW	Frequency	Power Abs	ΔLimit
820.000 MHz	823.000 MHz	100.000 kHz	822.80669 MHz	-34.36 dBm	-21.36 dB
823.000 MHz	824.000 MHz	50.000 kHz	823.84930 MHz	-28.25 dBm	-15.25 dB
824.000 MHz	829.000 MHz	100.000 kHz	825.57093 MHz	7.57 dBm	-27.43 dB

Date: 11.JUL.2019 13:55:50

Highest Band Edge

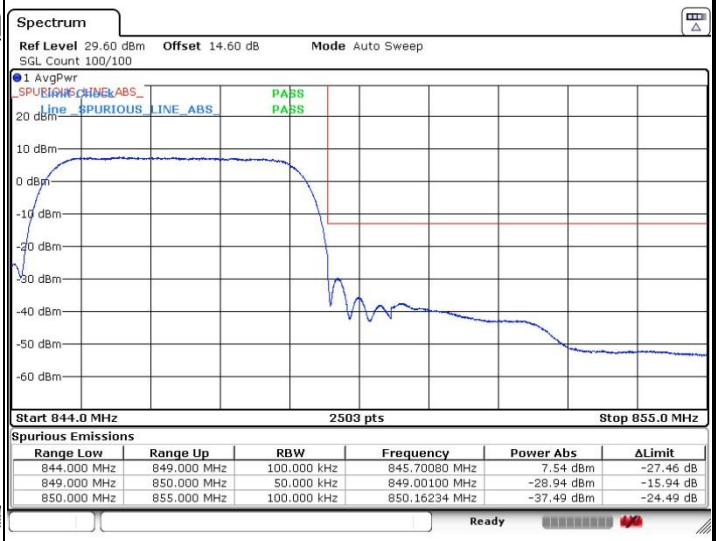

Spurious Emissions

Range Low	Range Up	RBW	Frequency	Power Abs	ΔLimit
844.000 MHz	849.000 MHz	100.000 kHz	845.70080 MHz	7.54 dBm	-27.46 dB
849.000 MHz	850.000 MHz	50.000 kHz	849.00100 MHz	-28.94 dBm	-15.94 dB
850.000 MHz	855.000 MHz	100.000 kHz	850.16234 MHz	-37.49 dBm	-24.49 dB

Date: 11.JUL.2019 13:56:58

WCDMA Band II (RMC 12.2Kbps)

Lowest Band Edge

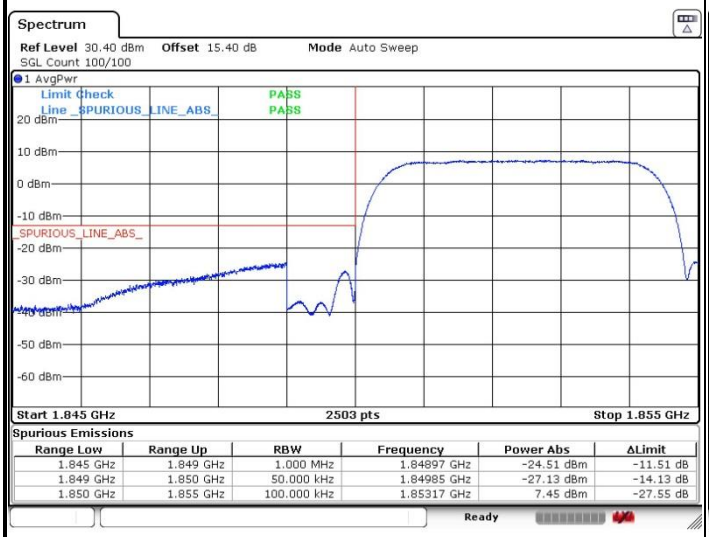

Spurious Emissions

Range Low	Range Up	RBW	Frequency	Power Abs	ΔLimit
1.845 GHz	1.849 GHz	1.000 MHz	1.84897 GHz	-24.51 dBm	-11.51 dB
1.849 GHz	1.850 GHz	50.000 kHz	1.84985 GHz	-27.13 dBm	-14.13 dB
1.850 GHz	1.855 GHz	100.000 kHz	1.85317 GHz	7.45 dBm	-27.55 dB

Date: 11.JUL.2019 14:05:19

Highest Band Edge

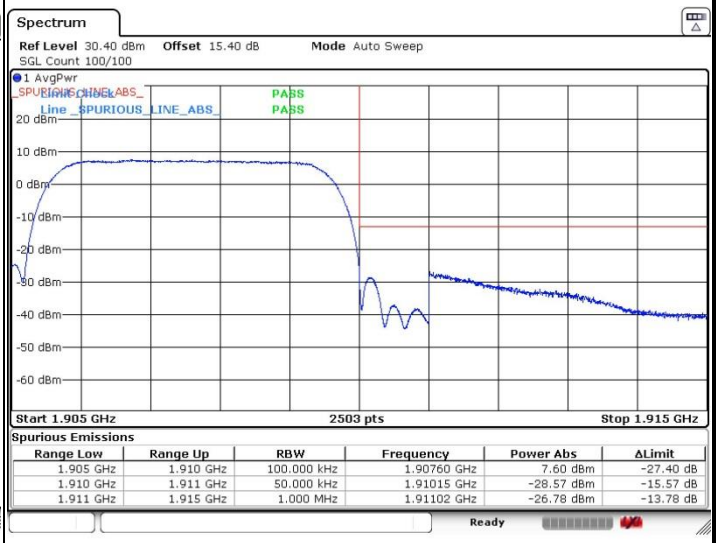

Spurious Emissions

Range Low	Range Up	RBW	Frequency	Power Abs	ΔLimit
1.905 GHz	1.910 GHz	100.000 kHz	1.90760 GHz	7.60 dBm	-27.40 dB
1.910 GHz	1.911 GHz	50.000 kHz	1.91015 GHz	-28.57 dBm	-15.57 dB
1.911 GHz	1.915 GHz	1.000 MHz	1.91102 GHz	-26.78 dBm	-13.78 dB

Date: 11.JUL.2019 14:06:39

WCDMA Band IV (RMC 12.2Kbps)	
Lowest Band Edge	**Highest Band Edge**

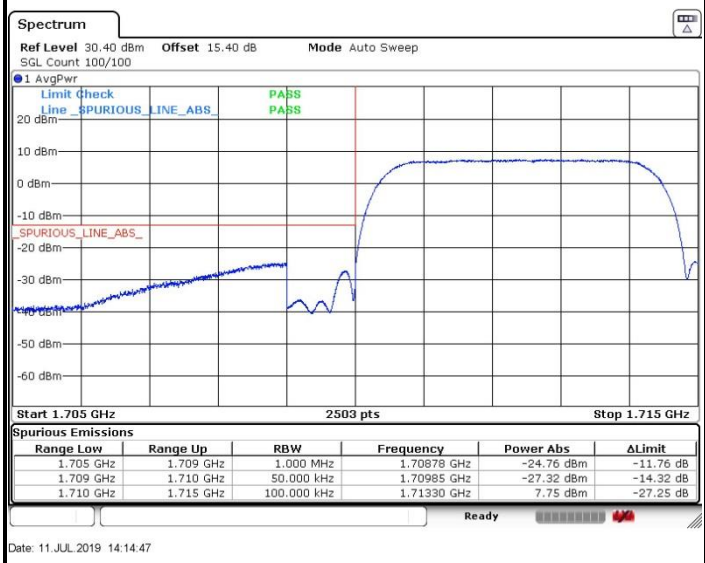

Spurious Emissions

Range Low	Range Up	RBW	Frequency	Power Abs	ΔLimit
1.705 GHz	1.709 GHz	1.000 MHz	1.70878 GHz	-24.76 dBm	-11.76 dB
1.709 GHz	1.710 GHz	50.000 kHz	1.70985 GHz	-27.32 dBm	-14.32 dB
1.710 GHz	1.715 GHz	100.000 kHz	1.71330 GHz	7.75 dBm	-27.25 dB

Date: 11.JUL.2019 14:14:47

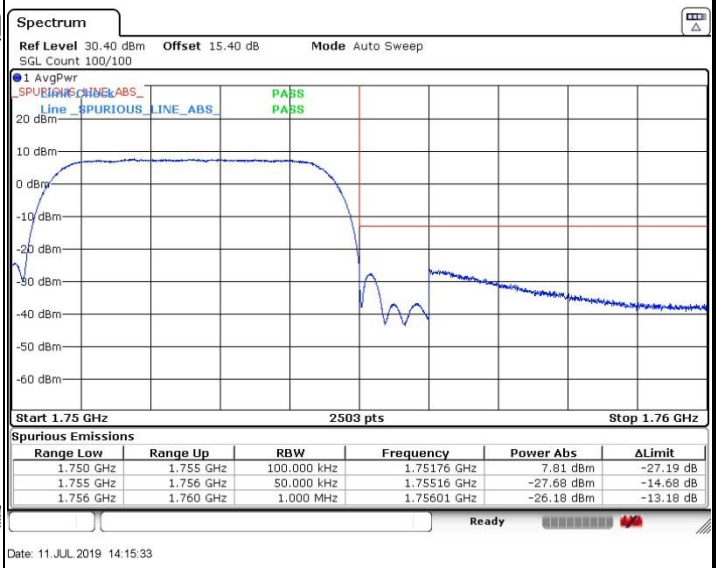

Spurious Emissions

Range Low	Range Up	RBW	Frequency	Power Abs	ΔLimit
1.750 GHz	1.755 GHz	100.000 kHz	1.75176 GHz	7.81 dBm	-27.19 dB
1.755 GHz	1.756 GHz	50.000 kHz	1.75516 GHz	-27.68 dBm	-14.68 dB
1.756 GHz	1.760 GHz	1.000 MHz	1.75601 GHz	-26.18 dBm	-13.18 dB

Date: 11.JUL.2019 14:15:33

Conducted Spurious Emission

GSM850 (GSM)

Lowest Channel

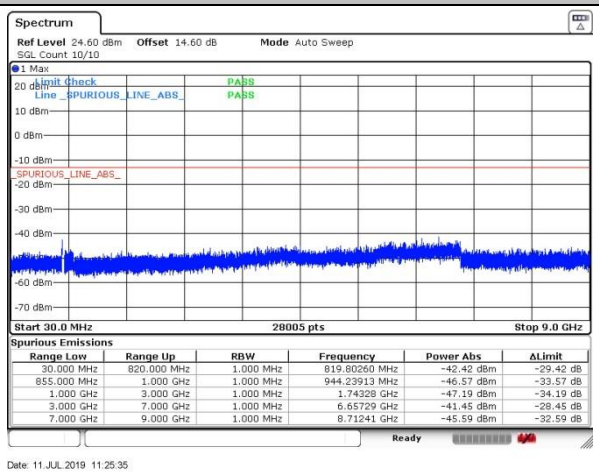

Middle Channel

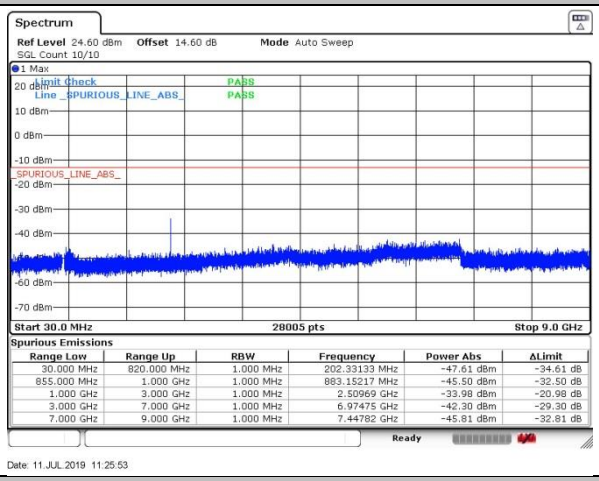

Highest Channel

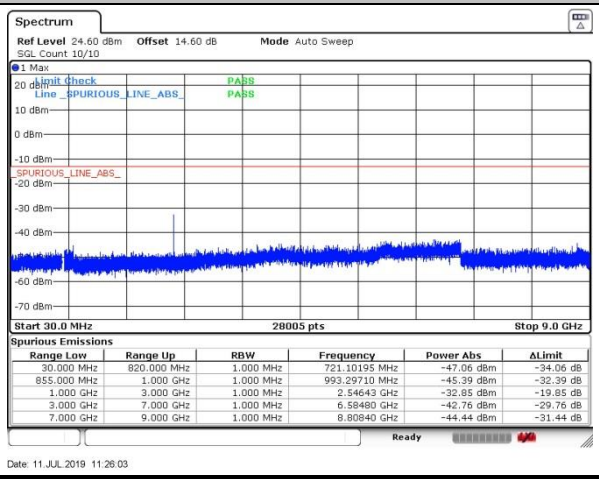

GSM850 (EDGE class 8)

Lowest Channel

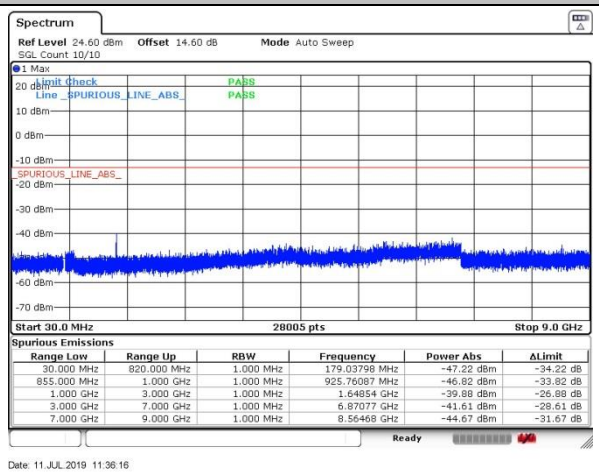

Middle Channel

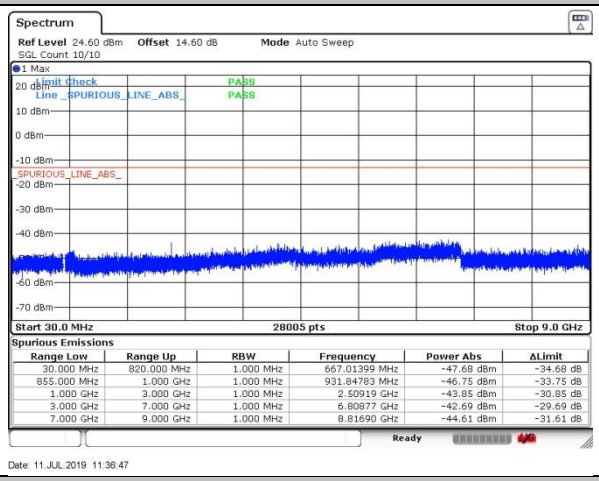

Highest Channel

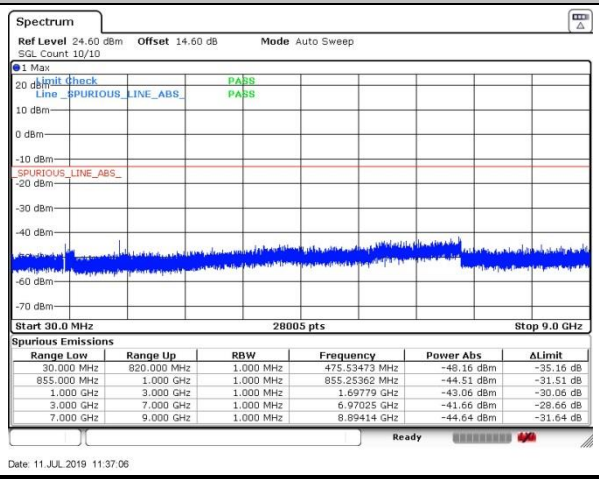

GSM1900 (GSM)

Lowest Channel

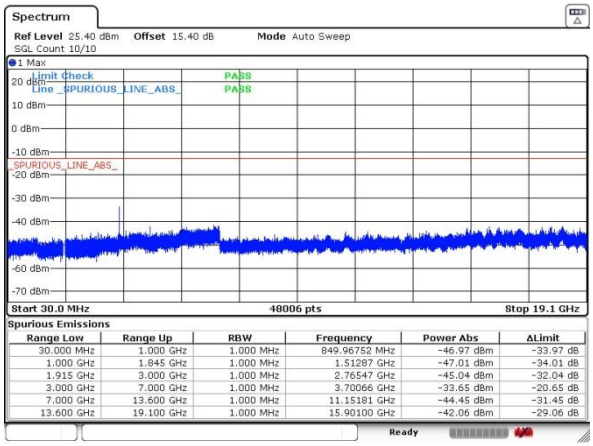

Spurious Emissions

Range Low	Range Up	RBW	Frequency	Power Abs	ΔLimit
30.000 MHz	1.000 GHz	1.000 MHz	849.96752 MHz	-46.97 dBm	-33.97 dB
1.000 GHz	1.845 GHz	1.000 MHz	1.51287 GHz	-47.01 dBm	-34.01 dB
1.915 GHz	3.000 GHz	1.000 MHz	2.76547 GHz	-45.04 dBm	-32.04 dB
3.000 GHz	7.000 GHz	1.000 MHz	3.70066 GHz	-33.65 dBm	-20.65 dB
7.000 GHz	13.600 GHz	1.000 MHz	11.15181 GHz	-44.45 dBm	-31.45 dB
13.600 GHz	19.100 GHz	1.000 MHz	15.90100 GHz	-42.06 dBm	-29.06 dB

Date: 11.JUL.2019 11:49:57

Middle Channel

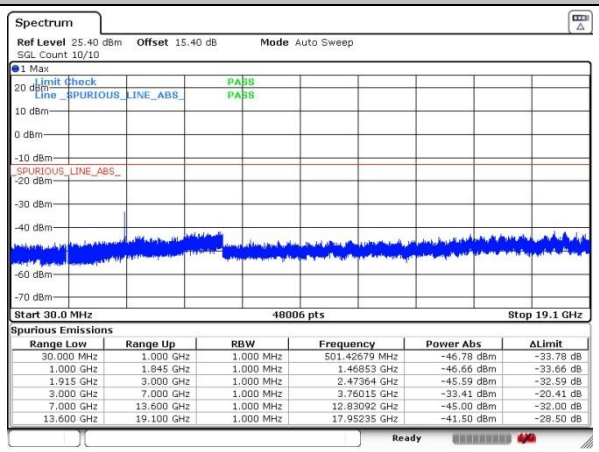

Spurious Emissions

Range Low	Range Up	RBW	Frequency	Power Abs	ΔLimit
30.000 MHz	1.000 GHz	1.000 MHz	501.42679 MHz	-46.78 dBm	-33.78 dB
1.000 GHz	1.845 GHz	1.000 MHz	1.46853 GHz	-46.66 dBm	-33.66 dB
1.915 GHz	3.000 GHz	1.000 MHz	2.47364 GHz	-45.59 dBm	-32.59 dB
3.000 GHz	7.000 GHz	1.000 MHz	3.76015 GHz	-33.41 dBm	-20.41 dB
7.000 GHz	13.600 GHz	1.000 MHz	12.83092 GHz	-45.00 dBm	-32.00 dB
13.600 GHz	19.100 GHz	1.000 MHz	17.95235 GHz	-41.50 dBm	-28.50 dB

Date: 11.JUL.2019 11:50:13

Highest Channel

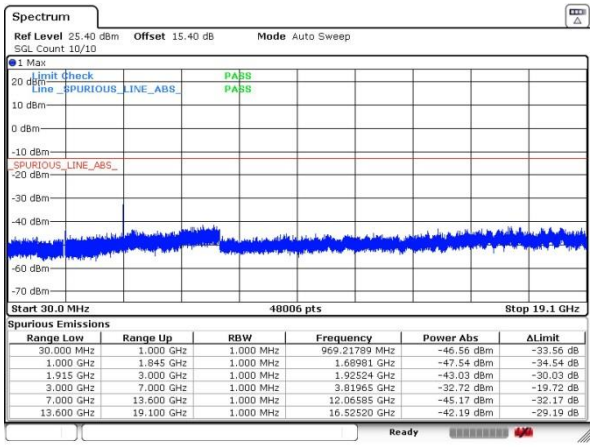

Spurious Emissions

Range Low	Range Up	RBW	Frequency	Power Abs	ΔLimit
30.000 MHz	1.000 GHz	1.000 MHz	969.21789 MHz	-46.56 dBm	-33.56 dB
1.000 GHz	1.845 GHz	1.000 MHz	1.68981 GHz	-47.54 dBm	-34.54 dB
1.915 GHz	3.000 GHz	1.000 MHz	1.92524 GHz	-43.03 dBm	-30.03 dB
3.000 GHz	7.000 GHz	1.000 MHz	3.81965 GHz	-32.72 dBm	-19.72 dB
7.000 GHz	13.600 GHz	1.000 MHz	12.06585 GHz	-45.17 dBm	-32.17 dB
13.600 GHz	19.100 GHz	1.000 MHz	16.52520 GHz	-42.19 dBm	-29.19 dB

Date: 11.JUL.2019 11:50:28

GSM1900 (EDGE class 8)

Lowest Channel

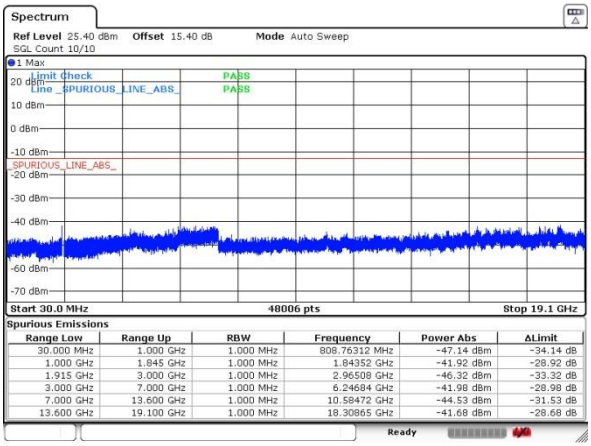

Spurious Emissions

Range Low	Range Up	RBW	Frequency	Power Abs	ΔLimit
30.000 MHz	1.000 GHz	1.000 MHz	808.76312 MHz	-47.14 dBm	-34.14 dB
1.000 GHz	1.845 GHz	1.000 MHz	1.84352 GHz	-41.92 dBm	-28.92 dB
1.915 GHz	3.000 GHz	1.000 MHz	2.96508 GHz	-46.32 dBm	-33.32 dB
3.000 GHz	7.000 GHz	1.000 MHz	6.24684 GHz	-41.98 dBm	-28.98 dB
7.000 GHz	13.600 GHz	1.000 MHz	10.58472 GHz	-44.53 dBm	-31.53 dB
13.600 GHz	19.100 GHz	1.000 MHz	18.30865 GHz	-41.68 dBm	-28.68 dB

Date: 11.JUL.2019 12:02:31

Middle Channel

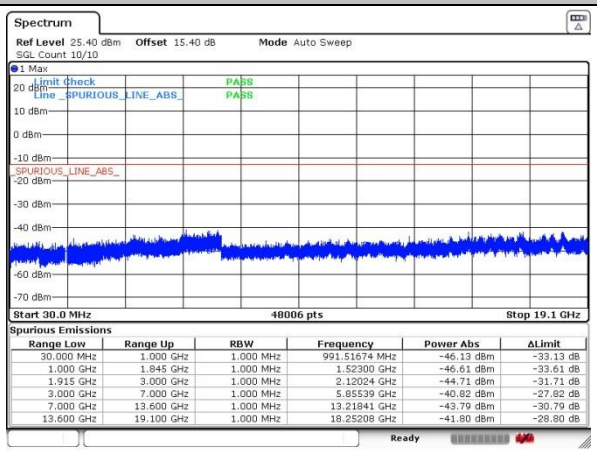

Spurious Emissions

Range Low	Range Up	RBW	Frequency	Power Abs	ΔLimit
30.000 MHz	1.000 GHz	1.000 MHz	991.51674 MHz	-46.13 dBm	-33.13 dB
1.000 GHz	1.845 GHz	1.000 MHz	1.52300 GHz	-46.61 dBm	-33.61 dB
1.915 GHz	3.000 GHz	1.000 MHz	2.12024 GHz	-44.71 dBm	-31.71 dB
3.000 GHz	7.000 GHz	1.000 MHz	5.85539 GHz	-40.82 dBm	-27.82 dB
7.000 GHz	13.600 GHz	1.000 MHz	13.21841 GHz	-43.79 dBm	-30.79 dB
13.600 GHz	19.100 GHz	1.000 MHz	18.25208 GHz	-41.80 dBm	-28.80 dB

Date: 11.JUL.2019 12:02:46

Highest Channel

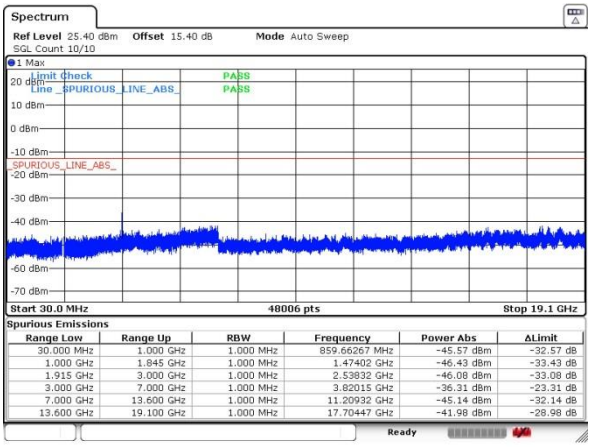

Spurious Emissions

Range Low	Range Up	RBW	Frequency	Power Abs	ΔLimit
30.000 MHz	1.000 GHz	1.000 MHz	859.66267 MHz	-45.57 dBm	-32.57 dB
1.000 GHz	1.845 GHz	1.000 MHz	1.47402 GHz	-46.43 dBm	-33.43 dB
1.915 GHz	3.000 GHz	1.000 MHz	2.53832 GHz	-46.08 dBm	-33.08 dB
3.000 GHz	7.000 GHz	1.000 MHz	3.82015 GHz	-36.31 dBm	-23.31 dB
7.000 GHz	13.600 GHz	1.000 MHz	11.20932 GHz	-45.14 dBm	-32.14 dB
13.600 GHz	19.100 GHz	1.000 MHz	17.70447 GHz	-41.98 dBm	-28.98 dB

Date: 11.JUL.2019 12:03:01

WCDMA Band V (RMC 12.2Kbps)

Lowest Channel

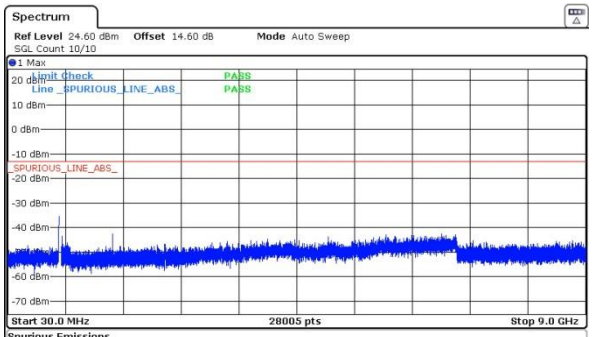

Spurious Emissions

Range Low	Range Up	RBW	Frequency	Power Abs	ΔLimit
30.000 MHz	820.000 MHz	1.000 MHz	819.80260 MHz	-35.30 dBm	-22.30 dB
855.000 MHz	1.000 GHz	1.000 MHz	869.67391 MHz	-43.39 dBm	-30.39 dB
1.000 GHz	3.000 GHz	1.000 MHz	1.65479 GHz	-42.54 dBm	-29.54 dB
3.000 GHz	7.000 GHz	1.000 MHz	6.76528 GHz	-42.47 dBm	-29.47 dB
7.000 GHz	9.000 GHz	1.000 MHz	8.79515 GHz	-45.24 dBm	-32.24 dB

Date: 11.JUL.2019 13:57:28

Lowest Channel

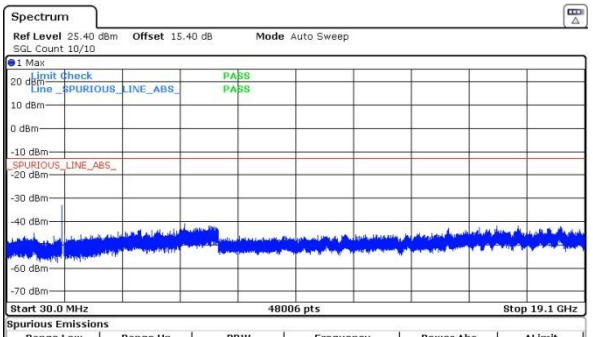

Spurious Emissions

Range Low	Range Up	RBW	Frequency	Power Abs	ΔLimit
30.000 MHz	1.000 GHz	1.000 MHz	929.95252 MHz	-45.13 dBm	-32.13 dB
1.000 GHz	1.845 GHz	1.000 MHz	1.84352 GHz	-33.07 dBm	-20.07 dB
1.915 GHz	3.000 GHz	1.000 MHz	1.93161 GHz	-45.63 dBm	-32.63 dB
3.000 GHz	7.000 GHz	1.000 MHz	5.90539 GHz	-40.97 dBm	-27.97 dB
7.000 GHz	13.600 GHz	1.000 MHz	13.56252 GHz	-45.26 dBm	-32.26 dB
13.600 GHz	19.100 GHz	1.000 MHz	16.19640 GHz	-41.78 dBm	-28.78 dB

Date: 11.JUL.2019 14:07:07

Middle Channel

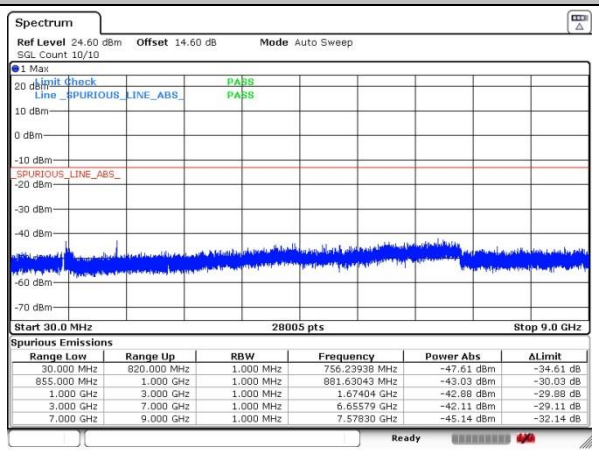

Spurious Emissions

Range Low	Range Up	RBW	Frequency	Power Abs	ΔLimit
30.000 MHz	820.000 MHz	1.000 MHz	756.23938 MHz	-47.61 dBm	-34.61 dB
855.000 MHz	1.000 GHz	1.000 MHz	881.63043 MHz	-43.03 dBm	-30.03 dB
1.000 GHz	3.000 GHz	1.000 MHz	1.67404 GHz	-42.88 dBm	-29.88 dB
3.000 GHz	7.000 GHz	1.000 MHz	6.65579 GHz	-42.11 dBm	-29.11 dB
7.000 GHz	9.000 GHz	1.000 MHz	7.57830 GHz	-45.14 dBm	-32.14 dB

Date: 11.JUL.2019 13:57:45

Middle Channel

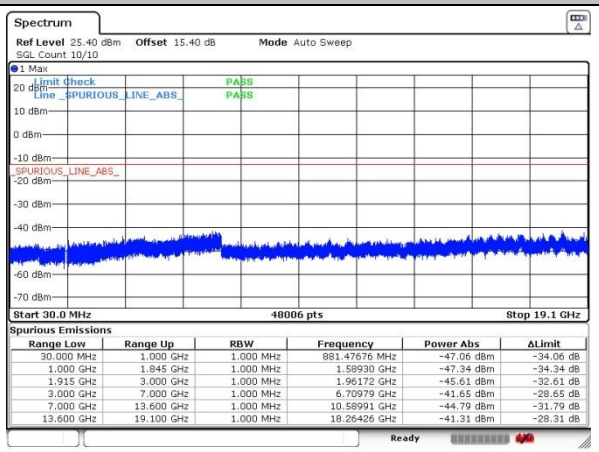

Spurious Emissions

Range Low	Range Up	RBW	Frequency	Power Abs	ΔLimit
30.000 MHz	1.000 GHz	1.000 MHz	881.47676 MHz	-47.06 dBm	-34.06 dB
1.000 GHz	1.845 GHz	1.000 MHz	1.58930 GHz	-47.34 dBm	-34.34 dB
1.915 GHz	3.000 GHz	1.000 MHz	1.96172 GHz	-45.61 dBm	-32.61 dB
3.000 GHz	7.000 GHz	1.000 MHz	6.70979 GHz	-41.65 dBm	-28.65 dB
7.000 GHz	13.600 GHz	1.000 MHz	10.58991 GHz	-44.79 dBm	-31.79 dB
13.600 GHz	19.100 GHz	1.000 MHz	18.26426 GHz	-41.31 dBm	-28.31 dB

Date: 11.JUL.2019 14:07:23

Highest Channel

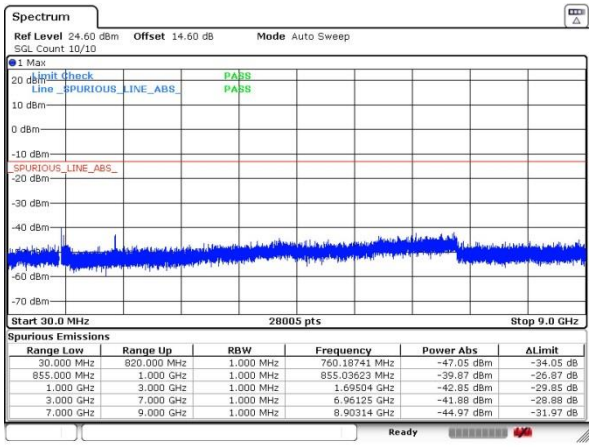

Spurious Emissions

Range Low	Range Up	RBW	Frequency	Power Abs	ΔLimit
30.000 MHz	820.000 MHz	1.000 MHz	760.18741 MHz	-47.05 dBm	-34.05 dB
855.000 MHz	1.000 GHz	1.000 MHz	855.03623 MHz	-39.87 dBm	-26.87 dB
1.000 GHz	3.000 GHz	1.000 MHz	1.69504 GHz	-42.85 dBm	-29.85 dB
3.000 GHz	7.000 GHz	1.000 MHz	6.96125 GHz	-41.88 dBm	-28.88 dB
7.000 GHz	9.000 GHz	1.000 MHz	8.90314 GHz	-44.97 dBm	-31.97 dB

Date: 11.JUL.2019 13:58:02

Highest Channel

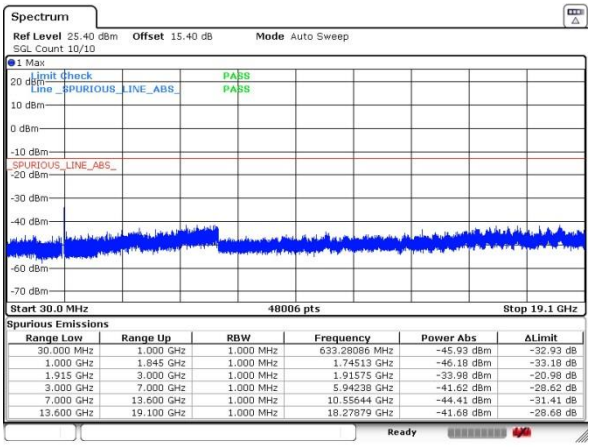

Spurious Emissions

Range Low	Range Up	RBW	Frequency	Power Abs	ΔLimit
30.000 MHz	1.000 GHz	1.000 MHz	633.28086 MHz	-45.93 dBm	-32.93 dB
1.000 GHz	1.845 GHz	1.000 MHz	1.74513 GHz	-46.18 dBm	-33.18 dB
1.915 GHz	3.000 GHz	1.000 MHz	1.91575 GHz	-33.98 dBm	-20.98 dB
3.000 GHz	7.000 GHz	1.000 MHz	5.94238 GHz	-41.62 dBm	-28.62 dB
7.000 GHz	13.600 GHz	1.000 MHz	10.55644 GHz	-44.41 dBm	-31.41 dB
13.600 GHz	19.100 GHz	1.000 MHz	18.27879 GHz	-41.68 dBm	-28.68 dB

Date: 11.JUL.2019 14:07:44

WCDMA Band IV (RMC 12.2Kbps)

Lowest Channel

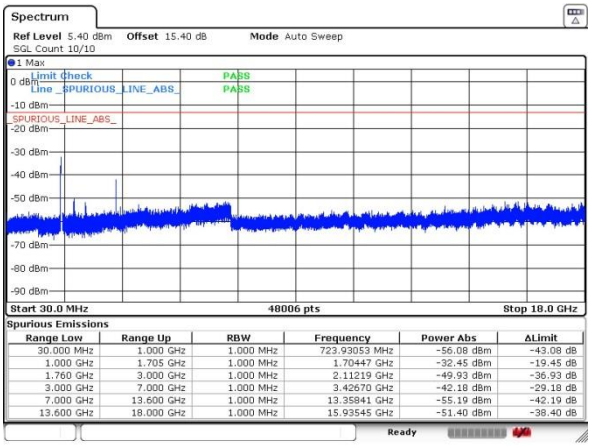

Spurious Emissions

Range Low	Range Up	RBW	Frequency	Power Abs	ΔLimit
30.000 MHz	1.000 GHz	1.000 MHz	723.93053 MHz	-56.08 dBm	-43.08 dB
1.000 GHz	1.705 GHz	1.000 MHz	1.70447 GHz	-32.45 dBm	-19.45 dB
1.760 GHz	3.000 GHz	1.000 MHz	2.11219 GHz	-49.93 dBm	-36.93 dB
3.000 GHz	7.000 GHz	1.000 MHz	3.42670 GHz	-42.18 dBm	-29.18 dB
7.000 GHz	13.600 GHz	1.000 MHz	13.35841 GHz	-55.19 dBm	-42.19 dB
13.600 GHz	18.000 GHz	1.000 MHz	15.93545 GHz	-51.40 dBm	-38.40 dB

Date: 11.JUL.2019 14:16:03

Middle Channel

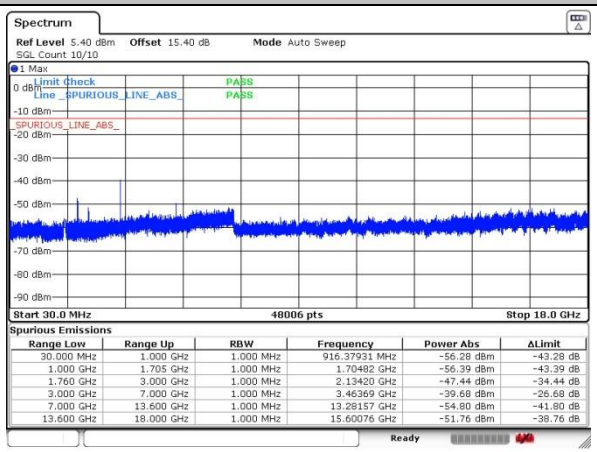

Spurious Emissions

Range Low	Range Up	RBW	Frequency	Power Abs	ΔLimit
30.000 MHz	1.000 GHz	1.000 MHz	916.37931 MHz	-56.28 dBm	-43.28 dB
1.000 GHz	1.705 GHz	1.000 MHz	1.70482 GHz	-56.39 dBm	-43.39 dB
1.760 GHz	3.000 GHz	1.000 MHz	2.13420 GHz	-47.44 dBm	-34.44 dB
3.000 GHz	7.000 GHz	1.000 MHz	3.46369 GHz	-39.68 dBm	-26.68 dB
7.000 GHz	13.600 GHz	1.000 MHz	13.28157 GHz	-54.80 dBm	-41.80 dB
13.600 GHz	18.000 GHz	1.000 MHz	15.60076 GHz	-51.76 dBm	-38.76 dB

Date: 11.JUL.2019 14:16:29

Highest Channel

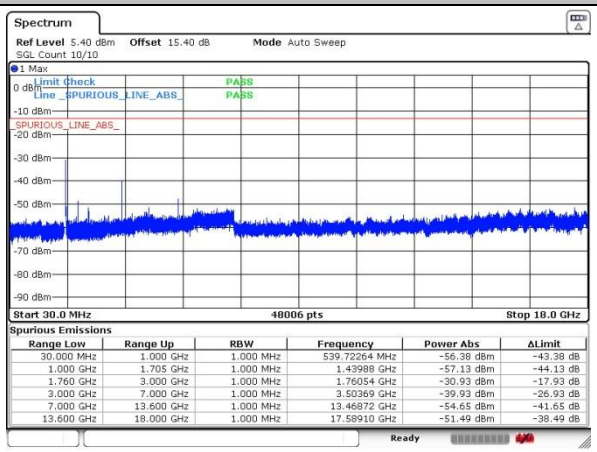

Spurious Emissions

Range Low	Range Up	RBW	Frequency	Power Abs	ΔLimit
30.000 MHz	1.000 GHz	1.000 MHz	539.72264 MHz	-56.38 dBm	-43.38 dB
1.000 GHz	1.705 GHz	1.000 MHz	1.43988 GHz	-57.13 dBm	-44.13 dB
1.760 GHz	3.000 GHz	1.000 MHz	1.76054 GHz	-30.93 dBm	-17.93 dB
3.000 GHz	7.000 GHz	1.000 MHz	3.50369 GHz	-39.93 dBm	-26.93 dB
7.000 GHz	13.600 GHz	1.000 MHz	13.46872 GHz	-54.65 dBm	-41.65 dB
13.600 GHz	18.000 GHz	1.000 MHz	17.58910 GHz	-51.49 dBm	-38.49 dB

Date: 11.JUL.2019 14:17:09

Frequency Stability

Test Conditions	Middle Channel	GSM850 (GSM)	GSM850 (EDGE class 8)	Limit 2.5ppm
Temperature (°C)	Voltage (Volt)	Deviation (ppm)		Result
50	Normal Voltage	0.0048	0.0060	PASS
40	Normal Voltage	0.0526	0.0167	
30	Normal Voltage	0.0120	0.0538	
20(Ref.)	Normal Voltage	0.0000	0.0000	
10	Normal Voltage	0.0574	0.0335	
0	Normal Voltage	0.0191	0.0538	
-10	Normal Voltage	0.0084	0.0466	
-20	Normal Voltage	0.0143	0.0167	
-30	Normal Voltage	0.0108	0.0478	
20	Maximum Voltage	0.0466	0.0514	
20	Normal Voltage	0.0000	0.0000	
20	Battery End Point	0.0395	0.0395	

Note: Normal Voltage = 3.8V; Battery End Point (BEP) =3.4V; Maximum Voltage =4.4V

Test Conditions	Middle Channel	GSM1900 (GSM)	GSM1900 (EDGE class 8)	Limit Note 2.
Temperature (°C)	Voltage (Volt)	Deviation (ppm)		Result
50	Normal Voltage	0.0053	0.0005	PASS
40	Normal Voltage	0.0016	0.0016	
30	Normal Voltage	0.0027	0.0021	
20(Ref.)	Normal Voltage	0.0000	0.0000	
10	Normal Voltage	0.0170	0.0255	
0	Normal Voltage	0.0074	0.0186	
-10	Normal Voltage	0.0160	0.0011	
-20	Normal Voltage	0.0218	0.0037	
-30	Normal Voltage	0.0005	0.0213	
20	Maximum Voltage	0.0053	0.0160	
20	Normal Voltage	0.0000	0.0000	
20	Battery End Point	0.0133	0.0011	

Note:

1. Normal Voltage = 3.8V; Battery End Point (BEP) =3.4V; Maximum Voltage =4.4V
2. The frequency fundamental emissions stay within the authorized frequency block based on the frequency deviation measured is small.

Test Conditions	Middle Channel	WCDMA Band V (RMC 12.2Kbps)	Limit 2.5ppm
Temperature (°C)	Voltage (Volt)	Deviation (ppm)	Result
50	Normal Voltage	0.0060	PASS
40	Normal Voltage	0.0395	
30	Normal Voltage	0.0442	
20(Ref.)	Normal Voltage	0.0000	
10	Normal Voltage	0.0072	
0	Normal Voltage	0.0323	
-10	Normal Voltage	0.0048	
-20	Normal Voltage	0.0167	
-30	Normal Voltage	0.0311	
20	Maximum Voltage	0.0442	
20	Normal Voltage	0.0000	
20	Battery End Point	0.0012	

Note: Normal Voltage = 3.8V; Battery End Point (BEP) =3.4V; Maximum Voltage =4.4V

Test Conditions	Middle Channel	WCDMA Band IV (RMC 12.2Kbps)	Limit Note 2.
Temperature (°C)	Voltage (Volt)	Deviation (ppm)	Result
50	Normal Voltage	0.0183	PASS
40	Normal Voltage	0.0128	
30	Normal Voltage	0.0225	
20(Ref.)	Normal Voltage	0.0000	
10	Normal Voltage	0.0127	
0	Normal Voltage	0.0134	
-10	Normal Voltage	0.0211	
-20	Normal Voltage	0.0014	
-30	Normal Voltage	0.0217	
20	Maximum Voltage	0.0181	
20	Normal Voltage	0.0000	
20	Battery End Point	0.0131	

Note:

1. Normal Voltage = 3.8V; Battery End Point (BEP) =3.4V; Maximum Voltage =4.4V
2. The frequency fundamental emissions stay within the authorized frequency block based on the frequency deviation measured is small.

Test Conditions	Middle Channel	WCDMA Band II (RMC 12.2Kbps)	Limit Note 2.
Temperature (°C)	Voltage (Volt)	Deviation (ppm)	Result
50	Normal Voltage	0.0186	PASS
40	Normal Voltage	0.0128	
30	Normal Voltage	0.0165	
20(Ref.)	Normal Voltage	0.0000	
10	Normal Voltage	0.0117	
0	Normal Voltage	0.0154	
-10	Normal Voltage	0.0239	
-20	Normal Voltage	0.0005	
-30	Normal Voltage	0.0117	
20	Maximum Voltage	0.0165	
20	Normal Voltage	0.0000	
20	Battery End Point	0.0032	

Note:

1. Normal Voltage = 3.8V; Battery End Point (BEP) =3.4V; Maximum Voltage =4.4V
2. The frequency fundamental emissions stay within the authorized frequency block based on the frequency deviation measured is small.

Appendix B. Test Results of Radiated Test

Radiated Spurious Emission

GSM850 (GSM)								
Channel	Frequency (MHz)	ERP (dBm)	Limit (dBm)	Over Limit (dB)	S.G. Power (dBm)	TX Cable loss (dB)	TX Antenna Gain (dBi)	Polarization (H/V)
Middle	1672	-52.59	-13	-39.59	-59.56	1.58	10.70	H
	2510	-40.96	-13	-27.96	-49.21	2.102	12.50	H
	3348	-63.46	-13	-50.46	-72.35	2.856	13.90	H
	1672	-52.63	-13	-39.63	-59.60	1.58	10.70	V
	2508	-44.65	-13	-31.65	-52.90	2.10	12.50	V
	3348	-58.83	-13	-45.83	-67.72	2.86	13.90	V

Remark: Spurious emissions within 30-1000MHz were found more than 20dB below limit line.

GSM850 (EDGE class 8)								
Channel	Frequency (MHz)	ERP (dBm)	Limit (dBm)	Over Limit (dB)	S.G. Power (dBm)	TX Cable loss (dB)	TX Antenna Gain (dBi)	Polarization (H/V)
Middle	1672	-61.61	-13	-48.61	-68.58	1.58	10.70	H
	2509.2	-59.26	-13	-46.26	-67.51	2.102	12.50	H
	3348	-65.54	-13	-52.54	-74.43	2.856	13.90	H
	1672	-58.82	-13	-45.82	-65.79	1.58	10.70	V
	2510	-61.10	-13	-48.10	-69.35	2.10	12.50	V
	3348	-64.19	-13	-51.19	-73.08	2.86	13.90	V

Remark: Spurious emissions within 30-1000MHz were found more than 20dB below limit line.

GSM1900 (GSM)								
Channel	Frequency (MHz)	EIRP (dBm)	Limit (dBm)	Over Limit (dB)	S.G. Power (dBm)	TX Cable loss (dB)	TX Antenna Gain (dBi)	Polarization (H/V)
Middle	3759	-58.89	-13	-45.89	-71.15	2.641	14.90	H
	5640	-43.26	-13	-30.26	-55.12	2.94	14.80	H
	7524	-52.76	-13	-39.76	-62.53	3.39	13.16	H
	3760	-59.98	-13	-46.98	-72.24	2.64	14.90	V
	5640	-41.17	-13	-28.17	-53.03	2.94	14.80	V
	7524	-51.90	-13	-38.90	-61.67	3.39	13.16	V

Remark: Spurious emissions within 30-1000MHz were found more than 20dB below limit line.

GSM1900 (EDGE class 8)								
Channel	Frequency (MHz)	EIRP (dBm)	Limit (dBm)	Over Limit (dB)	S.G. Power (dBm)	TX Cable loss (dB)	TX Antenna Gain (dBi)	Polarization (H/V)
Middle	3759	-56.30	-13	-43.30	-68.56	2.641	14.90	H
	5640	-42.96	-13	-29.96	-54.82	2.94	14.80	H
	7524	-52.32	-13	-39.32	-62.09	3.39	13.16	H
	3759	-59.61	-13	-46.61	-71.87	2.64	14.90	V
	5640	-46.78	-13	-33.78	-58.64	2.94	14.80	V
	7524	-52.39	-13	-39.39	-62.16	3.39	13.16	V

Remark: Spurious emissions within 30-1000MHz were found more than 20dB below limit line.

WCDMA Band V(RMC 12.2Kbps)								
Channel	Frequency (MHz)	ERP (dBm)	Limit (dBm)	Over Limit (dB)	S.G. Power (dBm)	TX Cable loss (dB)	TX Antenna Gain (dBi)	Polarization (H/V)
Middle	1672	-68.21	-13	-55.21	-75.18	1.58	10.70	H
	2510	-63.84	-13	-50.84	-72.09	2.102	12.50	H
	3348	-65.48	-13	-52.48	-74.37	2.856	13.90	H
	1672	-68.11	-13	-55.11	-75.08	1.58	10.70	V
	2510	-64.63	-13	-51.63	-72.88	2.10	12.50	V
	3348	-65.20	-13	-52.20	-74.09	2.86	13.90	V

Remark: Spurious emissions within 30-1000MHz were found more than 20dB below limit line.

WCDMA Band II(RMC 12.2Kbps)								
Channel	Frequency (MHz)	EIRP (dBm)	Limit (dBm)	Over Limit (dB)	S.G. Power (dBm)	TX Cable loss (dB)	TX Antenna Gain (dBi)	Polarization (H/V)
Middle	3759	-60.04	-13	-47.04	-72.30	2.641	14.90	H
	5640	-58.35	-13	-45.35	-70.21	2.94	14.80	H
	7524	-53.32	-13	-40.32	-63.09	3.39	13.16	H
	3760	-59.43	-13	-46.43	-71.69	2.64	14.90	V
	5640	-58.00	-13	-45.00	-69.86	2.94	14.80	V
	7524	-52.70	-13	-39.70	-62.47	3.39	13.16	V

Remark: Spurious emissions within 30-1000MHz were found more than 20dB below limit line.

WCDMA Band IV(RMC 12.2Kbps)								
Channel	Frequency (MHz)	EIRP (dBm)	Limit (dBm)	Over Limit (dB)	S.G. Power (dBm)	TX Cable loss (dB)	TX Antenna Gain (dBi)	Polarization (H/V)
Middle	3465	-62.34	-13	-49.34	-73.08	2.604	13.34	H
	5197.8	-59.69	-13	-46.69	-70.20	3.011	13.52	H
	6936	-55.03	-13	-42.03	-65.23	3.271	13.47	H
	3465	-61.54	-13	-48.54	-72.28	2.604	13.34	V
	5199	-59.84	-13	-46.84	-70.35	3.011	13.52	V
	6936	-55.76	-13	-42.76	-65.96	3.271	13.47	V

Remark: Spurious emissions within 30-1000MHz were found more than 20dB below limit line.