7. For LTE B4 / B5 / B12 / B17 / B26 / B71 the maximum bandwidth does not support three non-overlapping channels, per KDB 941225 D05v02r05, when a device supports overlapping channel assignment in a channel bandwidth configuration, the middle channel of the group of overlapping channels should be selected for testing.
8. LTE B2 / B4 / B5 / B17 / B38 SAR test was covered by LTE B25 / B66 / B26 / B12 / B41; according to April 2015 TCB workshop, SAR test for overlapping LTE bands can be reduced if
   c. the maximum output power, including tolerance, for the smaller band is ≤ the larger band to qualify for the SAR test exclusion
   d. the channel bandwidth and other operating parameters for the smaller band are fully supported by the larger band

WLAN Note:

1. Per KDB 248227 D01v02r02, for 2.4GHz 802.11g/n SAR testing is not required when the highest reported SAR for DSSS is adjusted by the ratio of OFDM to DSSS specified maximum output power and the adjusted SAR is ≤ 1.2 W/kg.
2. Per KDB 248227 D01v02r02, U-NII-1 SAR testing is not required when the U-NII-2A band highest reported SAR for a test configuration is ≤ 1.2 W/kg, SAR is not required for U-NII-1 band.
3. When the reported SAR of the test position is > 0.4 W/kg, SAR is repeated for the 802.11 transmission mode configuration tested in the initial test position to measure the subsequent next closet/smallest test separation distance and maximum coupling test position on the highest maximum output power channel, until the report SAR is ≤ 0.8 W/kg or all required test position are tested.
4. For all positions / configurations, when the reported SAR is > 0.8 W/kg, SAR is measured for these test positions / configurations on the subsequent next highest measured output power channel(s) until the reported SAR is ≤ 1.2 W/kg or all required channels are tested.
5. During SAR testing the WLAN transmission was verified using a spectrum analyzer.

15.1 Head SAR

<GSM SAR>

Plot No.	Band	Mode	Test Position	Power Mode	Ch.	Freq. (MHz)	Average Power (dBm)	Tune-Up Limit (dBm)	Tune-up Scaling Factor	Power Drift (dB)	Measured 1g SAR (W/kg)	Reported 1g SAR (W/kg)
	GSM850	GPRS 2 Tx slots	Right Cheek	Full	128	824.2	31.53	32.50	1.250	0.01	0.313	0.391
	GSM850	GPRS 2 Tx slots	Right Tilted	Full	128	824.2	31.53	32.50	1.250	-0.07	0.141	0.176
	GSM850	GPRS 2 Tx slots	Left Cheek	Full	128	824.2	31.53	32.50	1.250	0.03	0.262	0.328
	GSM850	GPRS 2 Tx slots	Left Tilted	Full	128	824.2	31.53	32.50	1.250	0.01	0.139	0.174
	GSM850	GPRS 2 Tx slots	Right Cheek	Full	189	836.4	31.30	32.50	1.318	0.02	0.376	0.496
01	GSM850	GPRS 2 Tx slots	Right Cheek	Full	251	848.8	31.33	32.50	1.309	0.08	0.417	**0.546**
02	GSM1900	GPRS 4 Tx slots	Right Cheek	Full	512	1850.2	25.36	26.50	1.300	-0.07	0.071	**0.092**
	GSM1900	GPRS 4 Tx slots	Right Tilted	Full	512	1850.2	25.36	26.50	1.300	0.03	0.037	0.048
	GSM1900	GPRS 4 Tx slots	Left Cheek	Full	512	1850.2	25.36	26.50	1.300	0.01	0.039	0.051
	GSM1900	GPRS 4 Tx slots	Left Tilted	Full	512	1850.2	25.36	26.50	1.300	0.02	0.029	0.038
	GSM1900	GPRS 4 Tx slots	Right Cheek	Full	661	1880	25.23	26.50	1.340	-0.09	0.053	0.071
	GSM1900	GPRS 4 Tx slots	Right Cheek	Full	810	1909.8	25.12	26.50	1.374	0.02	0.054	0.074

<WCDMA SAR>

Plot No.	Band	Mode	Test Position	Power Mode	Ch.	Freq. (MHz)	Average Power (dBm)	Tune-Up Limit (dBm)	Tune-up Scaling Factor	Power Drift (dB)	Measured 1g SAR (W/kg)	Reported 1g SAR (W/kg)
	WCDMA V	RMC 12.2Kbps	Right Cheek	Full	4233	846.6	23.46	24.00	1.132	-0.04	0.363	0.411
	WCDMA V	RMC 12.2Kbps	Right Tilted	Full	4233	846.6	23.46	24.00	1.132	0.02	0.141	0.160
	WCDMA V	RMC 12.2Kbps	Left Cheek	Full	4233	846.6	23.46	24.00	1.132	0.09	0.268	0.303
	WCDMA V	RMC 12.2Kbps	Left Tilted	Full	4233	846.6	23.46	24.00	1.132	0.02	0.150	0.170
	WCDMA V	RMC 12.2Kbps	Right Cheek	Full	4132	826.4	23.42	24.00	1.143	0.04	0.344	0.393
03	WCDMA V	RMC 12.2Kbps	Right Cheek	Full	4182	836.4	23.44	24.00	1.138	0.12	0.376	**0.428**
	WCDMA IV	RMC 12.2Kbps	Right Cheek	Full	1513	1752.6	23.68	24.00	1.076	-0.02	0.149	0.160
	WCDMA IV	RMC 12.2Kbps	Right Tilted	Full	1513	1752.6	23.68	24.00	1.076	0.01	0.056	0.060
	WCDMA IV	RMC 12.2Kbps	Left Cheek	Full	1513	1752.6	23.68	24.00	1.076	0.01	0.139	0.150
	WCDMA IV	RMC 12.2Kbps	Left Tilted	Full	1513	1752.6	23.68	24.00	1.076	0.02	0.140	0.151
04	WCDMA IV	RMC 12.2Kbps	Right Cheek	Full	1312	1712.4	23.54	24.00	1.112	0.06	0.168	**0.187**
	WCDMA IV	RMC 12.2Kbps	Right Cheek	Full	1413	1732.6	23.48	24.00	1.127	0.04	0.086	0.097
	WCDMA II	RMC 12.2Kbps	Right Cheek	Full	9262	1852.4	23.53	24.00	1.114	-0.09	0.100	0.111
	WCDMA II	RMC 12.2Kbps	Right Tilted	Full	9262	1852.4	23.53	24.00	1.114	0.03	0.055	0.061
	WCDMA II	RMC 12.2Kbps	Left Cheek	Full	9262	1852.4	23.53	24.00	1.114	-0.07	0.088	0.099
	WCDMA II	RMC 12.2Kbps	Left Tilted	Full	9262	1852.4	23.53	24.00	1.114	0.03	0.067	0.075
05	WCDMA II	RMC 12.2Kbps	Right Cheek	Full	9400	1880	23.27	24.00	1.183	-0.03	0.105	**0.124**
	WCDMA II	RMC 12.2Kbps	Right Cheek	Full	9538	1907.6	23.21	24.00	1.199	0.02	0.098	0.118

<CDMA SAR>

Plot No.	Band	Mode	Test Position	Power Mode	Ch.	Freq. (MHz)	Average Power (dBm)	Tune-Up Limit (dBm)	Tune-up Scaling Factor	Power Drift (dB)	Measured 1g SAR (W/kg)	Reported 1g SAR (W/kg)
	CDMA2000 BC10	RC3 SO55	Right Cheek	Full	580	820.5	24.32	25.00	1.169	-0.07	0.357	0.418
	CDMA2000 BC10	RC3 SO55	Right Tilted	Full	580	820.5	24.32	25.00	1.169	0.01	0.161	0.188
	CDMA2000 BC10	RC3 SO55	Left Cheek	Full	580	820.5	24.32	25.00	1.169	0.02	0.336	0.393
	CDMA2000 BC10	RC3 SO55	Left Tilted	Full	580	820.5	24.32	25.00	1.169	0.02	0.166	0.194
	CDMA2000 BC10	RC3 SO55	Right Cheek	Full	476	817.9	24.21	25.00	1.199	0.02	0.346	0.415
06	CDMA2000 BC10	RC3 SO55	Right Cheek	Full	684	823.1	24.34	25.00	1.164	0.01	0.376	**0.438**
	CDMA2000 BC0	RC3 SO55	Right Cheek	Full	1013	824.7	24.35	25.00	1.161	0.01	0.369	0.429
	CDMA2000 BC0	RC3 SO55	Right Tilted	Full	1013	824.7	24.35	25.00	1.161	0.02	0.176	0.204
	CDMA2000 BC0	RC3 SO55	Left Cheek	Full	1013	824.7	24.35	25.00	1.161	0.01	0.325	0.377
	CDMA2000 BC0	RC3 SO55	Left Tilted	Full	1013	824.7	24.35	25.00	1.161	0.03	0.146	0.170
07	CDMA2000 BC0	RC3 SO55	Right Cheek	Full	384	836.52	24.24	25.00	1.191	0.02	0.385	**0.459**
	CDMA2000 BC0	RC3 SO55	Right Cheek	Full	777	848.31	24.28	25.00	1.180	0.01	0.284	0.335
	CDMA2000 BC1	RC3 SO55	Right Cheek	Full	1175	1908.75	24.48	25.00	1.127	0.02	0.097	0.109
	CDMA2000 BC1	RC3 SO55	Right Tilted	Full	1175	1908.75	24.48	25.00	1.127	0.05	0.042	0.047
	CDMA2000 BC1	RC3 SO55	Left Cheek	Full	1175	1908.75	24.48	25.00	1.127	0.03	0.096	0.108
	CDMA2000 BC1	RC3 SO55	Left Tilted	Full	1175	1908.75	24.48	25.00	1.127	0	0.079	0.089
08	CDMA2000 BC1	RC3 SO55	Right Cheek	Full	25	1851.25	24.30	25.00	1.175	-0.02	0.100	**0.117**
	CDMA2000 BC1	RC3 SO55	Right Cheek	Full	600	1880	24.22	25.00	1.197	-0.02	0.089	0.106

<FDD LTE SAR>

Plot No.	Band	BW (MHz)	Modulation	RB Size	RB Offset	Test Position	Power Mode	Ch.	Freq. (MHz)	Average Power (dBm)	Tune-Up Limit (dBm)	Tune-up Scaling Factor	Power Drift (dB)	Measured 1g SAR (W/kg)	Reported 1g SAR (W/kg)
09	LTE Band 71	20M	QPSK	1	0	Right Cheek	Full	133322	683	23.37	24.00	1.156	-0.09	0.205	**0.237**
	LTE Band 71	20M	QPSK	50	0	Right Cheek	Full	133322	683	23.33	23.00	0.927	0.01	0.094	0.087
	LTE Band 71	20M	QPSK	1	0	Right Tilted	Full	133322	683	23.37	24.00	1.156	0.02	0.090	0.104
	LTE Band 71	20M	QPSK	50	0	Right Tilted	Full	133322	683	22.33	23.00	1.167	0.02	0.049	0.058
	LTE Band 71	20M	QPSK	1	0	Left Cheek	Full	133322	683	23.37	24.00	1.156	0.08	0.166	0.192
	LTE Band 71	20M	QPSK	50	0	Left Cheek	Full	133322	683	23.33	23.00	0.927	0.03	0.086	0.080
	LTE Band 71	20M	QPSK	1	0	Left Tilted	Full	133322	683	23.37	24.00	1.156	0.02	0.086	0.099
	LTE Band 71	20M	QPSK	50	0	Left Tilted	Full	133322	683	22.33	23.00	1.167	0.05	0.046	0.054
10	LTE Band 12	10M	QPSK	1	0	Right Cheek	Full	23095	707.5	23.14	24.00	1.219	0.1	0.201	**0.245**
	LTE Band 12	10M	QPSK	25	0	Right Cheek	Full	23095	707.5	22.26	23.00	1.186	0.03	0.109	0.129
	LTE Band 12	10M	QPSK	1	0	Right Tilted	Full	23095	707.5	23.14	24.00	1.219	0.01	0.100	0.121
	LTE Band 12	10M	QPSK	25	0	Right Tilted	Full	23095	707.5	22.26	23.00	1.186	0.03	0.046	0.055
	LTE Band 12	10M	QPSK	1	0	Left Cheek	Full	23095	707.5	23.14	24.00	1.219	0.03	0.188	0.229
	LTE Band 12	10M	QPSK	25	0	Left Cheek	Full	23095	707.5	22.26	23.00	1.186	0.01	0.092	0.110
	LTE Band 12	10M	QPSK	1	0	Left Tilted	Full	23095	707.5	23.14	24.00	1.219	-0.03	0.092	0.113
	LTE Band 12	10M	QPSK	25	0	Left Tilted	Full	23095	707.5	22.26	23.00	1.186	0.01	0.049	0.058
	LTE Band 13	10M	QPSK	1	0	Right Cheek	Full	23230	782	23.08	24.00	1.236	0.03	0.252	0.311
	LTE Band 13	10M	QPSK	25	0	Right Cheek	Full	23230	782	22.16	23.00	1.213	0.02	0.144	0.175
	LTE Band 13	10M	QPSK	1	0	Right Tilted	Full	23230	782	23.08	24.00	1.236	0.01	0.120	0.148
	LTE Band 13	10M	QPSK	25	0	Right Tilted	Full	23230	782	22.16	23.00	1.213	0.03	0.079	0.096
11	LTE Band 13	10M	QPSK	1	0	Left Cheek	Full	23230	782	23.08	24.00	1.236	0.03	0.272	**0.336**
	LTE Band 13	10M	QPSK	25	0	Left Cheek	Full	23230	782	22.16	23.00	1.213	0.03	0.144	0.175
	LTE Band 13	10M	QPSK	1	0	Left Tilted	Full	23230	782	23.08	24.00	1.236	0.04	0.153	0.189
	LTE Band 13	10M	QPSK	25	0	Left Tilted	Full	23230	782	22.16	23.00	1.213	0.03	0.087	0.106
12	LTE Band 14	10M	QPSK	1	0	Right Cheek	Full	23330	793	23.06	24.00	1.242	-0.09	0.236	**0.293**
	LTE Band 14	10M	QPSK	25	0	Right Cheek	Full	23330	793	22.09	23.00	1.233	0.01	0.144	0.178
	LTE Band 14	10M	QPSK	1	0	Right Tilted	Full	23330	793	23.06	24.00	1.242	0.03	0.115	0.143
	LTE Band 14	10M	QPSK	25	0	Right Tilted	Full	23330	793	22.09	23.00	1.233	0.06	0.078	0.097
	LTE Band 14	10M	QPSK	1	0	Left Cheek	Full	23330	793	23.06	24.00	1.242	0.01	0.187	0.232
	LTE Band 14	10M	QPSK	25	0	Left Cheek	Full	23330	793	22.09	23.00	1.233	0.06	0.127	0.157
	LTE Band 14	10M	QPSK	1	0	Left Tilted	Full	23330	793	23.06	24.00	1.242	0.06	0.122	0.151
	LTE Band 14	10M	QPSK	25	0	Left Tilted	Full	23330	793	22.09	23.00	1.233	0.02	0.084	0.104
13	LTE Band 26	15M	QPSK	1	37	Right Cheek	Full	26865	831.5	23.03	24.00	1.250	0.03	0.344	**0.430**
	LTE Band 5	10M	QPSK	1	0	Right Cheek	Full	20476+20575	831.6+841.5	23.02	24.00	1.253	0.01	0.331	0.415
	LTE Band 26	15M	QPSK	36	0	Right Cheek	Full	26865	831.5	22.09	23.00	1.233	0.03	0.173	0.213
	LTE Band 26	15M	QPSK	1	37	Right Tilted	Full	26865	831.5	23.03	24.00	1.250	0.01	0.153	0.191
	LTE Band 26	15M	QPSK	36	0	Right Tilted	Full	26865	831.5	22.09	23.00	1.233	0.03	0.082	0.101
	LTE Band 26	15M	QPSK	1	37	Left Cheek	Full	26865	831.5	23.03	24.00	1.250	0.04	0.098	0.123
	LTE Band 26	15M	QPSK	36	0	Left Cheek	Full	26865	831.5	22.09	23.00	1.233	0.03	0.058	0.072
	LTE Band 26	15M	QPSK	1	37	Left Tilted	Full	26865	831.5	23.03	24.00	1.250	0.03	0.055	0.069
	LTE Band 26	15M	QPSK	36	0	Left Tilted	Full	26865	831.5	22.09	23.00	1.233	0.01	0.038	0.047

Plot No.	Band	BW (MHz)	Modulation	RB Size	RB Offset	Test Position	Power Mode	Ch.	Freq. (MHz)	Average Power (dBm)	Tune-Up Limit (dBm)	Tune-up Scaling Factor	Power Drift (dB)	Measured 1g SAR (W/kg)	Reported 1g SAR (W/kg)
	LTE Band 66	20M	QPSK	1	0	Right Cheek	Full	132322	1745	23.31	24.00	1.172	0.01	0.105	0.123
	LTE Band 66	20M	QPSK	50	0	Right Cheek	Full	132322	1745	22.17	23.00	1.211	0.01	0.078	0.095
	LTE Band 66	20M	QPSK	1	0	Right Tilted	Full	132322	1745	23.31	24.00	1.172	0.01	0.070	0.081
	LTE Band 66	20M	QPSK	50	0	Right Tilted	Full	132322	1745	22.17	23.00	1.211	0.01	0.049	0.059
	LTE Band 66	20M	QPSK	1	0	Left Cheek	Full	132322	1745	23.31	24.00	1.172	0.03	0.093	0.109
	LTE Band 66	20M	QPSK	50	0	Left Cheek	Full	132322	1745	22.17	23.00	1.211	0.01	0.067	0.081
	LTE Band 66	20M	QPSK	1	0	Left Tilted	Full	132322	1745	23.31	24.00	1.172	0.03	0.063	0.074
	LTE Band 66	20M	QPSK	50	0	Left Tilted	Full	132322	1745	22.17	23.00	1.211	-0.02	0.052	0.063
14	LTE Band 66	20M	QPSK	1	0	Right Cheek	Full	132072	1720	22.97	24.00	1.268	-0.06	0.113	**0.143**
	LTE Band 66	20M	QPSK	1	0	Right Cheek	Full	132572	1770	23.24	24.00	1.191	-0.07	0.102	0.122
	LTE Band 25	20M	QPSK	1	0	Right Cheek	Full	26140	1860	23.33	24.00	1.167	0.01	0.094	0.110
	LTE Band 25	20M	QPSK	50	0	Right Cheek	Full	26140	1860	22.15	23.00	1.216	0.03	0.053	0.065
	LTE Band 25	20M	QPSK	1	0	Right Tilted	Full	26140	1860	23.33	24.00	1.167	0.01	0.061	0.071
	LTE Band 25	20M	QPSK	50	0	Right Tilted	Full	26140	1860	22.15	23.00	1.216	0.01	0.031	0.038
	LTE Band 25	20M	QPSK	1	0	Left Cheek	Full	26140	1860	23.33	24.00	1.167	0.09	0.097	0.114
	LTE Band 25	20M	QPSK	50	0	Left Cheek	Full	26140	1860	22.15	23.00	1.216	0.02	0.050	0.061
	LTE Band 25	20M	QPSK	1	0	Left Tilted	Full	26140	1860	23.33	24.00	1.167	0.09	0.061	0.071
	LTE Band 25	20M	QPSK	50	0	Left Tilted	Full	26140	1860	22.15	23.00	1.216	0.01	0.038	0.047
15	LTE Band 25	20M	QPSK	1	0	Left Cheek	Full	26340	1880	23.32	24.00	1.169	0.04	0.103	**0.120**
	LTE Band 25	20M	QPSK	1	0	Left Cheek	Full	26590	1905	23.01	24.00	1.256	-0.02	0.093	0.116
16	LTE Band 30	10M	QPSK	1	0	Right Cheek	Full	27710	2310	23.43	24.00	1.140	0.07	0.156	**0.178**
	LTE Band 30	10M	QPSK	25	0	Right Cheek	Full	27710	2310	22.53	23.00	1.114	0.01	0.076	0.085
	LTE Band 30	10M	QPSK	1	0	Right Tilted	Full	27710	2310	23.43	24.00	1.140	0.03	0.109	0.124
	LTE Band 30	10M	QPSK	25	0	Right Tilted	Full	27710	2310	22.53	23.00	1.114	0.03	0.061	0.068
	LTE Band 30	10M	QPSK	1	0	Left Cheek	Full	27710	2310	23.43	24.00	1.140	0.04	0.119	0.136
	LTE Band 30	10M	QPSK	25	0	Left Cheek	Full	27710	2310	22.53	23.00	1.114	0.03	0.065	0.073
	LTE Band 30	10M	QPSK	1	0	Left Tilted	Full	27710	2310	23.43	24.00	1.140	0.03	0.050	0.057
	LTE Band 30	10M	QPSK	25	0	Left Tilted	Full	27710	2310	22.53	23.00	1.114	0.01	0.027	0.030
	LTE Band 7	20M	QPSK	1	0	Right Cheek	Full	20850	2510	23.64	24.00	1.086	0.02	0.086	0.094
	LTE Band 7	20M	QPSK	50	0	Right Cheek	Full	20850	2510	22.60	23.00	1.096	0.03	0.047	0.052
	LTE Band 7	20M	QPSK	1	0	Right Tilted	Full	20850	2510	23.64	24.00	1.086	0.05	0.066	0.072
	LTE Band 7	20M	QPSK	50	0	Right Tilted	Full	20850	2510	22.60	23.00	1.096	0.04	0.038	0.042
	LTE Band 7	20M	QPSK	1	0	Left Cheek	Full	20850	2510	23.64	24.00	1.086	-0.04	0.051	0.056
	LTE Band 7	20M	QPSK	50	0	Left Cheek	Full	20850	2510	22.60	23.00	1.096	-0.06	0.032	0.035
	LTE Band 7	20M	QPSK	1	0	Left Tilted	Full	20850	2510	23.64	24.00	1.086	0.01	0.038	0.042
	LTE Band 7	20M	QPSK	50	0	Left Tilted	Full	20850	2510	22.60	23.00	1.096	0.01	0.013	0.014
	LTE Band 7	20M	QPSK	1	0	Right Cheek	Full	21100	2535	23.53	24.00	1.114	0.03	0.063	0.070
17	LTE Band 7	20M	QPSK	1	0	Right Cheek	Full	21350	2560	23.52	24.00	1.117	0.01	0.126	**0.141**

<TDD LTE SAR>

Plot No.	Band	BW (MHz)	Modulation	RB Size	RB Offset	Test Position	Power Mode	Power Class	Ch.	Freq. (MHz)	Average Power (dBm)	Tune-Up Limit (dBm)	Tune-up Scaling Factor	Duty Cycle %	Duty Cycle Scaling Factor	Power Drift (dB)	Measured 1g SAR (W/kg)	Reported 1g SAR (W/kg)
	LTE Band 41	20M	QPSK	1	0	Right Cheek	Full	3	40620	2593	23.74	24.00	1.062	62.9	1.006	0.01	0.051	0.054
	LTE Band 41	20M	QPSK	50	0	Right Cheek	Full	3	40620	2593	22.64	23.00	1.086	62.9	1.006	0.01	0.029	0.031
	LTE Band 41	20M	QPSK	1	0	Right Tilted	Full	3	40620	2593	23.74	24.00	1.062	62.9	1.006	0.01	0.052	0.056
	LTE Band 41	20M	QPSK	50	0	Right Tilted	Full	3	40620	2593	22.64	23.00	1.086	62.9	1.006	0.03	0.026	0.029
	LTE Band 41	20M	QPSK	1	0	Left Cheek	Full	3	40620	2593	23.74	24.00	1.062	62.9	1.006	0.03	0.046	0.049
	LTE Band 41	20M	QPSK	50	0	Left Cheek	Full	3	40620	2593	22.64	23.00	1.086	62.9	1.006	0.03	0.022	0.024
	LTE Band 41	20M	QPSK	1	0	Left Tilted	Full	3	40620	2593	23.74	24.00	1.062	62.9	1.006	0.03	0.024	0.026
	LTE Band 41	20M	QPSK	50	0	Left Tilted	Full	3	40620	2593	22.64	23.00	1.086	62.9	1.006	-0.1	0.012	0.013
	LTE Band 41	20M	QPSK	1	0	Right Tilted	Full	3	39750	2506	23.55	24.00	1.109	62.9	1.006	0.09	0.021	0.023
	LTE Band 41	20M	QPSK	1	0	Right Tilted	Full	3	40185	2549.5	23.50	24.00	1.122	62.9	1.006	0.03	0.033	0.037
	LTE Band 41	20M	QPSK	1	0	Right Tilted	Full	3	41055	2636.5	23.54	24.00	1.112	62.9	1.006	0.03	0.059	0.066
18	LTE Band 41	20M	QPSK	1	0	Right Tilted	Full	3	41490	2680	23.64	24.00	1.086	62.9	1.006	-0.16	0.071	**0.078**
	LTE Band 41	20M	QPSK	1	0	Right Tilted	Full	3	41490+ 41292	2680+ 2660.2	23.44	24.00	1.138	62.9	1.006	0.06	0.058	0.066
19	LTE Band 41	20M	QPSK	1	0	Right Cheek	Full	2	40620	2593	26.48	27.00	1.127	42.9	1.009	-0.06	0.092	**0.105**
	LTE Band 41	20M	QPSK	50	0	Right Cheek	Full	2	40620	2593	25.53	26.00	1.114	42.9	1.009	0.03	0.048	0.054
	LTE Band 41	20M	QPSK	1	0	Right Tilted	Full	2	40620	2593	26.48	27.00	1.127	42.9	1.009	0.03	0.090	0.102
	LTE Band 41	20M	QPSK	50	0	Right Tilted	Full	2	40620	2593	25.53	26.00	1.114	42.9	1.009	0.01	0.047	0.053
	LTE Band 41	20M	QPSK	1	0	Left Cheek	Full	2	40620	2593	26.48	27.00	1.127	42.9	1.009	0.01	0.075	0.085
	LTE Band 41	20M	QPSK	50	0	Left Cheek	Full	2	40620	2593	25.53	26.00	1.114	42.9	1.009	0.01	0.042	0.047
	LTE Band 41	20M	QPSK	1	0	Left Tilted	Full	2	40620	2593	26.48	27.00	1.127	42.9	1.009	0.06	0.040	0.045
	LTE Band 41	20M	QPSK	50	0	Left Tilted	Full	2	40620	2593	25.53	26.00	1.114	42.9	1.009	0.01	0.022	0.025
	LTE Band 41	20M	QPSK	1	0	Right Cheek	Full	2	39750	2506	26.22	27.00	1.197	42.9	1.009	0.01	0.055	0.066
	LTE Band 41	20M	QPSK	1	0	Right Cheek	Full	2	40185	2549.5	26.26	27.00	1.186	42.9	1.009	0.09	0.078	0.093
	LTE Band 41	20M	QPSK	1	0	Right Cheek	Full	2	41055	2636.5	26.43	27.00	1.140	42.9	1.009	0.05	0.090	0.104
	LTE Band 41	20M	QPSK	1	0	Right Cheek	Full	2	41490	2680	26.47	27.00	1.130	42.9	1.009	0.02	0.079	0.090

<WLAN 2.4GHz SAR>

Plot No.	Band	Mode	Test Position	Power Mode	Ch.	Freq. (MHz)	Average Power (dBm)	Tune-Up Limit (dBm)	Tune-up Scaling Factor	Duty Cycle %	Duty Cycle Scaling Factor	Power Drift (dB)	Measured 1g SAR (W/kg)	Reported 1g SAR (W/kg)
	WLAN2.4GHz	802.11b 1Mbps	Right Cheek	Reduced	11	2462	18.43	18.50	1.016	98.95	1.011	-0.14	0.622	0.639
	WLAN2.4GHz	802.11b 1Mbps	Right Tilted	Reduced	11	2462	18.43	18.50	1.016	98.95	1.011	0.03	0.521	0.535
	WLAN2.4GHz	802.11b 1Mbps	Left Cheek	Reduced	11	2462	18.43	18.50	1.016	98.95	1.011	0.01	1.090	1.120
20	WLAN2.4GHz	802.11b 1Mbps	Left Cheek	Reduced	1	2412	18.21	18.50	1.069	98.95	1.011	-0.08	1.090	**1.178**
	WLAN2.4GHz	802.11b 1Mbps	Left Cheek	Reduced	6	2437	18.17	18.50	1.079	98.95	1.011	-0.11	0.936	1.021
	WLAN2.4GHz	802.11b 1Mbps	Left Tilted	Reduced	11	2462	18.43	18.50	1.016	98.95	1.011	0.09	0.855	0.878
	WLAN2.4GHz	802.11b 1Mbps	Left Tilted	Reduced	1	2412	18.21	18.50	1.069	98.95	1.011	0.01	0.978	1.057

<WLAN 5GHz SAR>

Plot No.	Band	Mode	Test Position	Power Mode	Ch.	Freq. (MHz)	Average Power (dBm)	Tune-Up Limit (dBm)	Tune-up Scaling Factor	Duty Cycle %	Duty Cycle Scaling Factor	Power Drift (dB)	Measured 1g SAR (W/kg)	Reported 1g SAR (W/kg)
	WLAN5.3GHz	802.11n-HT40 MCS0	Right Cheek	Reduced	62	5310	15.34	16.00	1.164	96.3	1.038	0.03	0.700	0.846
	WLAN5.3GHz	802.11n-HT40 MCS0	Right Cheek	Reduced	54	5270	15.31	16.00	1.172	96.3	1.038	0.04	0.683	0.831
	WLAN5.3GHz	802.11n-HT40 MCS0	Right Tilted	Reduced	62	5310	15.34	16.00	1.164	96.3	1.038	0.03	0.660	0.798
	WLAN5.3GHz	802.11n-HT40 MCS0	Left Cheek	Reduced	62	5310	15.34	16.00	1.164	96.3	1.038	0.04	0.956	1.155
	WLAN5.3GHz	802.11n-HT40 MCS0	Left Cheek	Reduced	54	5270	15.31	16.00	1.172	96.3	1.038	0.03	0.809	0.984
	WLAN5.3GHz	802.11n-HT40 MCS0	Left Tilted	Reduced	62	5310	15.34	16.00	1.164	96.3	1.038	-0.08	0.937	1.132
21	WLAN5.3GHz	802.11n-HT40 MCS0	Left Tilted	Reduced	54	5270	15.31	16.00	1.172	96.3	1.038	0.07	0.961	**1.169**
	WLAN5.5GHz	802.11n-HT40 MCS0	Right Cheek	Full	134	5670	18.89	20.00	1.291	96.3	1.038	-0.11	0.569	0.763
22	WLAN5.5GHz	802.11n-HT40 MCS0	Right Tilted	Full	134	5670	18.89	20.00	1.291	96.3	1.038	-0.04	0.572	**0.767**
	WLAN5.5GHz	802.11n-HT40 MCS0	Left Cheek	Full	134	5670	18.89	20.00	1.291	96.3	1.038	-0.02	0.523	0.701
	WLAN5.5GHz	802.11n-HT40 MCS0	Left Tilted	Full	134	5670	18.89	20.00	1.291	96.3	1.038	0.01	0.507	0.680
	WLAN5.5GHz	802.11n-HT40 MCS0	Right Tilted	Full	102	5510	18.35	20.00	1.462	96.3	1.038	0.04	0.496	0.753
	WLAN5.5GHz	802.11n-HT40 MCS0	Right Tilted	Full	110	5550	18.02	20.00	1.578	96.3	1.038	0.05	0.412	0.675
	WLAN5.8GHz	802.11a 6Mbps	Right Cheek	Full	165	5825	19.52	20.00	1.117	98.26	1.018	0.03	0.821	0.933
	WLAN5.8GHz	802.11a 6Mbps	Right Cheek	Full	149	5745	19.49	20.00	1.125	98.26	1.018	0.08	0.739	0.846
	WLAN5.8GHz	802.11a 6Mbps	Right Cheek	Full	157	5785	19.50	20.00	1.122	98.26	1.018	-0.02	0.816	0.932
	WLAN5.8GHz	802.11a 6Mbps	Right Tilted	Full	165	5825	19.52	20.00	1.117	98.26	1.018	0.03	0.776	0.882
23	WLAN5.8GHz	802.11a 6Mbps	Right Tilted	Full	157	5785	19.50	20.00	1.122	98.26	1.018	0.08	1.020	**1.165**
	WLAN5.8GHz	802.11a 6Mbps	Right Tilted	Full	149	5745	19.49	20.00	1.125	98.26	1.018	0.03	0.805	0.922
	WLAN5.8GHz	802.11a 6Mbps	Left Cheek	Full	165	5825	19.52	20.00	1.117	98.26	1.018	0.02	0.539	0.613
	WLAN5.8GHz	802.11a 6Mbps	Left Cheek	Full	157	5785	19.50	20.00	1.122	98.26	1.018	-0.03	0.703	0.803
	WLAN5.8GHz	802.11a 6Mbps	Left Tilted	Full	165	5825	19.52	20.00	1.117	98.26	1.018	-0.15	0.610	0.694

<Bluetooth SAR>

Plot No.	Band	Mode	Test Position	Power Mode	Ch.	Freq. (MHz)	Average Power (dBm)	Tune-Up Limit (dBm)	Tune-up Scaling Factor	Duty Cycle %	Duty Cycle Scaling Factor	Power Drift (dB)	Measured 1g SAR (W/kg)	Reported 1g SAR (W/kg)
	Bluetooth	1Mbps	Left Cheek	Full	0	2402	7.67	9.00	1.357	77.39	1.076	0.06	0.106	0.155
24	Bluetooth	1Mbps	Left Cheek	Full	39	2441	7.20	9.00	1.512	77.39	1.076	-0.08	0.108	**0.176**
	Bluetooth	1Mbps	Left Cheek	Full	78	2480	7.64	9.00	1.367	77.39	1.076	-0.08	0.117	0.172

Based on WLAN2.4GHz and Bluetooth share the same antenna, so Bluetooth RF exposure evaluation chose the worst positon of WLAN 2.4GHz Ant to perform Bluetooth SAR test, and used this Bluetooth SAR value conservatively represent other position do co-located analysis with WWAN.

15.2 Hotspot SAR

<GSM SAR>

Plot No.	Band	Mode	Test Position	Gap (mm)	Power Mode	Ch.	Freq. (MHz)	Average Power (dBm)	Tune-Up Limit (dBm)	Tune-up Scaling Factor	Power Drift (dB)	Measured 1g SAR (W/kg)	Reported 1g SAR (W/kg)
	GSM850	GPRS 2 Tx slots	Front	5	Reduced	128	824.2	30.66	31.50	1.213	0.02	0.664	0.806
	GSM850	GPRS 2 Tx slots	Front	5	Reduced	189	836.4	30.59	31.50	1.233	0.03	0.721	0.889
	GSM850	GPRS 2 Tx slots	Front	5	Reduced	251	848.8	30.65	31.50	1.216	0.04	0.767	0.933
	GSM850	GPRS 2 Tx slots	Back	5	Reduced	128	824.2	30.66	31.50	1.213	0.05	0.908	1.102
	GSM850	GPRS 2 Tx slots	Back	5	Reduced	189	836.4	30.59	31.50	1.233	0.03	0.924	1.139
25	GSM850	GPRS 2 Tx slots	Back	5	Reduced	251	848.8	30.65	31.50	1.216	0.07	1.060	**1.289**
	GSM850	GPRS 2 Tx slots	Left Side	5	Reduced	128	824.2	30.66	31.50	1.213	0.09	0.342	0.415
	GSM850	GPRS 2 Tx slots	Right Side	5	Reduced	128	824.2	30.66	31.50	1.213	0.02	0.543	0.659
	GSM850	GPRS 2 Tx slots	Bottom Side	5	Reduced	128	824.2	30.66	31.50	1.213	0.08	0.857	1.040
	GSM850	GPRS 2 Tx slots	Bottom Side	5	Reduced	189	836.4	30.59	31.50	1.233	0.06	0.967	1.192
	GSM850	GPRS 2 Tx slots	Bottom Side	5	Reduced	251	848.8	30.65	31.50	1.216	0.02	0.935	1.137
	GSM1900	GPRS 4 Tx slots	Front	5	Reduced	512	1850.2	19.84	21.50	1.466	0.02	0.587	0.860
	GSM1900	GPRS 4 Tx slots	Front	5	Reduced	661	1880	19.70	21.50	1.514	0.01	0.355	0.537
	GSM1900	GPRS 4 Tx slots	Front	5	Reduced	810	1909.8	19.83	21.50	1.469	0.06	0.420	0.617
	GSM1900	GPRS 4 Tx slots	Back	5	Reduced	512	1850.2	19.84	21.50	1.466	-0.08	0.881	1.291
	GSM1900	GPRS 4 Tx slots	Back	5	Reduced	661	1880	19.70	21.50	1.514	-0.06	0.729	1.103
26	GSM1900	GPRS 4 Tx slots	Back	5	Reduced	810	1909.8	19.83	21.50	1.469	-0.02	0.927	**1.362**
	GSM1900	GPRS 4 Tx slots	Left Side	5	Reduced	512	1850.2	18.74	20.00	1.337	0.02	0.042	0.056
	GSM1900	GPRS 4 Tx slots	Right Side	5	Reduced	512	1850.2	18.74	20.00	1.337	0.03	0.038	0.051
	GSM1900	GPRS 4 Tx slots	Bottom Side	5	Reduced	512	1850.2	18.74	20.00	1.337	0.09	0.868	1.160
	GSM1900	GPRS 4 Tx slots	Bottom Side	5	Reduced	661	1880	18.71	20.00	1.346	0.05	0.828	1.114
	GSM1900	GPRS 4 Tx slots	Bottom Side	5	Reduced	810	1909.8	18.73	20.00	1.340	0.03	0.976	1.308

<WCDMA SAR>

Plot No.	Band	Mode	Test Position	Gap (mm)	Power Mode	Ch.	Freq. (MHz)	Average Power (dBm)	Tune-Up Limit (dBm)	Tune-up Scaling Factor	Power Drift (dB)	Measured 1g SAR (W/kg)	Reported 1g SAR (W/kg)
	WCDMA V	RMC 12.2Kbps	Front	5	Reduced	4233	846.6	23.06	23.50	1.107	0.01	0.826	0.914
	WCDMA V	RMC 12.2Kbps	Front	5	Reduced	4132	826.4	22.93	23.50	1.140	0.03	0.770	0.878
	WCDMA V	RMC 12.2Kbps	Front	5	Reduced	4182	836.4	22.94	23.50	1.138	0.01	0.823	0.936
	WCDMA V	RMC 12.2Kbps	Back	5	Reduced	4233	846.6	23.06	23.50	1.107	0.01	1.140	1.262
	WCDMA V	RMC 12.2Kbps	Back	5	Reduced	4132	826.4	22.93	23.50	1.140	0.03	1.040	1.186
27	WCDMA V	RMC 12.2Kbps	Back	5	Reduced	4182	836.4	22.94	23.50	1.138	0.03	1.130	**1.286**
	WCDMA V	RMC 12.2Kbps	Left Side	5	Reduced	4233	846.6	23.06	23.50	1.107	0.01	0.318	0.352
	WCDMA V	RMC 12.2Kbps	Right Side	5	Reduced	4233	846.6	23.06	23.50	1.107	0.03	0.630	0.697
	WCDMA V	RMC 12.2Kbps	Bottom Side	5	Reduced	4233	846.6	23.06	23.50	1.107	0.01	0.949	1.050
	WCDMA V	RMC 12.2Kbps	Bottom Side	5	Reduced	4132	826.4	22.93	23.50	1.140	0.03	0.980	1.117
	WCDMA V	RMC 12.2Kbps	Bottom Side	5	Reduced	4182	836.4	22.94	23.50	1.138	0.01	0.956	1.088
	WCDMA IV	RMC 12.2Kbps	Front	5	Reduced	1513	1752.6	16.20	17.00	1.202	-0.19	0.652	0.784
	WCDMA IV	RMC 12.2Kbps	Back	5	Reduced	1513	1752.6	16.20	17.00	1.202	-0.03	0.990	1.190
	WCDMA IV	RMC 12.2Kbps	Back	5	Reduced	1312	1712.4	16.15	17.00	1.216	0.08	0.846	1.029
	WCDMA IV	RMC 12.2Kbps	Back	5	Reduced	1413	1732.6	16.13	17.00	1.222	0.04	0.924	1.129
	WCDMA IV	RMC 12.2Kbps	Left Side	5	Reduced	1513	1752.6	15.92	16.50	1.143	0.03	0.054	0.062
	WCDMA IV	RMC 12.2Kbps	Right Side	5	Reduced	1513	1752.6	15.92	16.50	1.143	0.02	0.061	0.070
28	WCDMA IV	RMC 12.2Kbps	Bottom Side	5	Reduced	1513	1752.6	15.92	16.50	1.143	0.04	1.210	**1.383**
	WCDMA IV	RMC 12.2Kbps	Bottom Side	5	Reduced	1312	1712.4	15.69	16.50	1.205	0.09	1.060	1.277
	WCDMA IV	RMC 12.2Kbps	Bottom Side	5	Reduced	1413	1732.6	15.66	16.50	1.213	0.06	1.050	1.274
	WCDMA II	RMC 12.2Kbps	Front	5	Reduced	9262	1852.4	15.76	16.50	1.186	-0.08	0.576	0.683
	WCDMA II	RMC 12.2Kbps	Back	5	Reduced	9262	1852.4	15.76	16.50	1.186	0.01	0.888	1.053
	WCDMA II	RMC 12.2Kbps	Back	5	Reduced	9400	1880	15.52	16.50	1.253	0.04	0.912	1.143
	WCDMA II	RMC 12.2Kbps	Back	5	Reduced	9538	1907.6	15.51	16.50	1.256	-0.08	0.926	1.163
	WCDMA II	RMC 12.2Kbps	Left Side	5	Reduced	9262	1852.4	15.25	15.50	1.059	0.01	0.049	0.052
	WCDMA II	RMC 12.2Kbps	Right Side	5	Reduced	9262	1852.4	15.25	15.50	1.059	0.03	0.044	0.047
	WCDMA II	RMC 12.2Kbps	Bottom Side	5	Reduced	9262	1852.4	15.25	15.50	1.059	0.02	1.110	1.176
	WCDMA II	RMC 12.2Kbps	Bottom Side	5	Reduced	9400	1880	15.04	15.50	1.112	0.04	0.942	1.047
29	WCDMA II	RMC 12.2Kbps	Bottom Side	5	Reduced	9538	1907.6	15.01	15.50	1.119	0.05	1.160	**1.299**

<CDMA SAR>

Plot No.	Band	Mode	Test Position	Gap (mm)	Power Mode	Ch.	Freq. (MHz)	Average Power (dBm)	Tune-Up Limit (dBm)	Tune-up Scaling Factor	Power Drift (dB)	Measured 1g SAR (W/kg)	Reported 1g SAR (W/kg)
	CDMA2000 BC10	RTAP 153.6Kbps	Front	5	Full	580	820.5	24.39	25.00	1.151	0.01	0.872	1.003
	CDMA2000 BC10	RTAP 153.6Kbps	Front	5	Full	476	817.9	24.32	25.00	1.169	0.03	0.823	0.962
	CDMA2000 BC10	RTAP 153.6Kbps	Front	5	Full	684	823.1	24.36	25.00	1.159	0.03	0.865	1.002
	CDMA2000 BC10	RTAP 153.6Kbps	Back	5	Full	580	820.5	24.39	25.00	1.151	0.01	1.120	1.289
	CDMA2000 BC10	RTAP 153.6Kbps	Back	5	Full	476	817.9	24.32	25.00	1.169	0.01	1.140	1.333
30	CDMA2000 BC10	RTAP 153.6Kbps	Back	5	Full	684	823.1	24.36	25.00	1.159	0.03	1.180	**1.367**
	CDMA2000 BC10	RTAP 153.6Kbps	Left Side	5	Full	580	820.5	24.39	25.00	1.151	-0.18	0.420	0.483
	CDMA2000 BC10	RTAP 153.6Kbps	Right Side	5	Full	580	820.5	24.39	25.00	1.151	0.01	0.639	0.735
	CDMA2000 BC10	RTAP 153.6Kbps	Bottom Side	5	Full	580	820.5	24.39	25.00	1.151	-0.14	1.040	1.197
	CDMA2000 BC10	RTAP 153.6Kbps	Bottom Side	5	Full	476	817.9	24.32	25.00	1.169	-0.04	1.010	1.181
	CDMA2000 BC10	RTAP 153.6Kbps	Bottom Side	5	Full	684	823.1	24.36	25.00	1.159	-0.15	1.000	1.159
	CDMA2000 BC0	RTAP 153.6Kbps	Front	5	Full	1013	824.7	24.40	25.00	1.148	0.03	0.871	1.000
	CDMA2000 BC0	RTAP 153.6Kbps	Front	5	Full	384	836.52	24.36	25.00	1.159	-0.06	0.821	0.951
	CDMA2000 BC0	RTAP 153.6Kbps	Front	5	Full	777	848.31	24.35	25.00	1.161	0.04	0.587	0.682
31	CDMA2000 BC0	RTAP 153.6Kbps	Back	5	Full	1013	824.7	24.40	25.00	1.148	0.01	1.200	**1.378**
	CDMA2000 BC0	RTAP 153.6Kbps	Back	5	Full	384	836.52	24.36	25.00	1.159	0.09	1.130	1.309
	CDMA2000 BC0	RTAP 153.6Kbps	Back	5	Full	777	848.31	24.35	25.00	1.161	-0.05	0.839	0.974
	CDMA2000 BC0	RTAP 153.6Kbps	Left Side	5	Full	1013	824.7	24.40	25.00	1.148	0.01	0.411	0.472
	CDMA2000 BC0	RTAP 153.6Kbps	Right Side	5	Full	1013	824.7	24.40	25.00	1.148	0.03	0.647	0.743
	CDMA2000 BC0	RTAP 153.6Kbps	Bottom Side	5	Full	1013	824.7	24.40	25.00	1.148	0.09	0.995	1.142
	CDMA2000 BC0	RTAP 153.6Kbps	Bottom Side	5	Full	384	836.52	24.36	25.00	1.159	-0.18	0.998	1.156
	CDMA2000 BC0	RTAP 153.6Kbps	Bottom Side	5	Full	777	848.31	24.35	25.00	1.161	-0.19	0.760	0.883
	CDMA2000 BC1	RTAP 153.6Kbps	Front	5	Reduced	1175	1908.75	16.04	16.50	1.112	0.01	0.385	0.428
	CDMA2000 BC1	RTAP 153.6Kbps	Back	5	Reduced	1175	1908.75	16.04	16.50	1.112	-0.05	0.780	0.867
	CDMA2000 BC1	RTAP 153.6Kbps	Back	5	Reduced	25	1851.25	15.83	16.50	1.167	0.06	0.668	0.779
	CDMA2000 BC1	RTAP 153.6Kbps	Back	5	Reduced	600	1880	15.83	16.50	1.167	-0.04	0.703	0.820
	CDMA2000 BC1	RTAP 153.6Kbps	Left Side	5	Reduced	1175	1908.75	16.04	16.50	1.112	0.02	0.040	0.045
	CDMA2000 BC1	RTAP 153.6Kbps	Right Side	5	Reduced	1175	1908.75	16.04	16.50	1.112	0.02	0.037	0.041
	CDMA2000 BC1	RTAP 153.6Kbps	Bottom Side	5	Reduced	1175	1908.75	16.04	16.50	1.112	0.04	1.160	1.290
32	CDMA2000 BC1	RTAP 153.6Kbps	Bottom Side	5	Reduced	25	1851.25	15.83	16.50	1.167	0.06	1.130	**1.318**
	CDMA2000 BC1	RTAP 153.6Kbps	Bottom Side	5	Reduced	600	1880	15.83	16.50	1.167	0.04	1.030	1.202

<FDD LTE SAR>

Plot No.	Band	BW (MHz)	Modulation	RB Size	RB Offset	Test Position	Gap (mm)	Power Mode	Ch.	Freq. (MHz)	Average Power (dBm)	Tune-Up Limit (dBm)	Tune-up Scaling Factor	Power Drift (dB)	Measured 1g SAR (W/kg)	Reported 1g SAR (W/kg)
	LTE Band 71	20M	QPSK	1	0	Front	5	Full	133322	683	23.37	24.00	1.156	0.05	0.380	0.439
	LTE Band 71	20M	QPSK	50	0	Front	5	Full	133322	683	22.33	23.00	1.167	0.02	0.227	0.265
33	LTE Band 71	20M	QPSK	1	0	Back	5	Full	133322	683	23.37	24.00	1.156	0.01	0.588	**0.680**
	LTE Band 71	20M	QPSK	50	0	Back	5	Full	133322	683	22.33	23.00	1.167	0.06	0.457	0.533
	LTE Band 71	20M	QPSK	1	0	Left Side	5	Full	133322	683	23.37	24.00	1.156	0.03	0.281	0.325
	LTE Band 71	20M	QPSK	50	0	Left Side	5	Full	133322	683	22.33	23.00	1.167	0.01	0.164	0.191
	LTE Band 71	20M	QPSK	1	0	Right Side	5	Full	133322	683	23.37	24.00	1.156	0.05	0.385	0.445
	LTE Band 71	20M	QPSK	50	0	Right Side	5	Full	133322	683	22.33	23.00	1.167	0.03	0.229	0.267
	LTE Band 71	20M	QPSK	1	0	Bottom Side	5	Full	133322	683	23.37	24.00	1.156	0.03	0.370	0.428
	LTE Band 71	20M	QPSK	50	0	Bottom Side	5	Full	133322	683	22.33	23.00	1.167	0.05	0.229	0.267
	LTE Band 12	10M	QPSK	1	0	Front	5	Full	23095	707.5	23.14	24.00	1.219	0.05	0.578	0.705
	LTE Band 12	10M	QPSK	25	0	Front	5	Full	23095	707.5	22.26	23.00	1.186	0.02	0.323	0.383
34	LTE Band 12	10M	QPSK	1	0	Back	5	Full	23095	707.5	23.14	24.00	1.219	0.1	0.818	**0.997**
	LTE Band 12	10M	QPSK	25	0	Back	5	Full	23095	707.5	22.26	23.00	1.186	0.06	0.459	0.544
	LTE Band 12	10M	QPSK	50	0	Back	5	Full	23095	707.5	22.13	23.00	1.222	0.1	0.458	0.560
	LTE Band 12	10M	QPSK	1	0	Left Side	5	Full	23095	707.5	23.14	24.00	1.219	0.01	0.358	0.436
	LTE Band 12	10M	QPSK	25	0	Left Side	5	Full	23095	707.5	22.26	23.00	1.186	0.02	0.217	0.257
	LTE Band 12	10M	QPSK	1	0	Right Side	5	Full	23095	707.5	23.14	24.00	1.219	0.06	0.435	0.530
	LTE Band 12	10M	QPSK	25	0	Right Side	5	Full	23095	707.5	22.26	23.00	1.186	0.09	0.259	0.307
	LTE Band 12	10M	QPSK	1	0	Bottom Side	5	Full	23095	707.5	23.14	24.00	1.219	0.01	0.580	0.707
	LTE Band 12	10M	QPSK	25	0	Bottom Side	5	Full	23095	707.5	22.26	23.00	1.186	0.02	0.346	0.410
	LTE Band 13	10M	QPSK	1	0	Front	5	Full	23230	782	23.08	24.00	1.236	0.03	0.545	0.674
	LTE Band 13	10M	QPSK	25	0	Front	5	Full	23230	782	22.16	23.00	1.213	0.02	0.434	0.527
35	LTE Band 13	10M	QPSK	1	0	Back	5	Full	23230	782	23.08	24.00	1.236	0.03	0.805	**0.995**
	LTE Band 13	10M	QPSK	25	0	Back	5	Full	23230	782	22.16	23.00	1.213	0.04	0.526	0.638
	LTE Band 13	10M	QPSK	50	0	Back	5	Full	23230	782	22.13	23.00	1.222	0.08	0.490	0.599
	LTE Band 13	10M	QPSK	1	0	Left Side	5	Full	23230	782	23.08	24.00	1.236	0.02	0.461	0.570
	LTE Band 13	10M	QPSK	25	0	Left Side	5	Full	23230	782	22.16	23.00	1.213	0.05	0.308	0.374
	LTE Band 13	10M	QPSK	1	0	Right Side	5	Full	23230	782	23.08	24.00	1.236	0.02	0.654	0.808
	LTE Band 13	10M	QPSK	25	0	Right Side	5	Full	23230	782	22.16	23.00	1.213	0.05	0.437	0.530
	LTE Band 13	10M	QPSK	50	0	Right Side	5	Full	23230	782	22.13	23.00	1.222	0.03	0.425	0.519
	LTE Band 13	10M	QPSK	1	0	Bottom Side	5	Full	23230	782	23.08	24.00	1.236	0.03	0.629	0.777
	LTE Band 13	10M	QPSK	25	0	Bottom Side	5	Full	23230	782	22.16	23.00	1.213	0.01	0.397	0.482
	LTE Band 14	10M	QPSK	1	0	Front	5	Full	23330	793	23.06	24.00	1.242	-0.03	0.543	0.674
	LTE Band 14	10M	QPSK	25	0	Front	5	Full	23330	793	22.09	23.00	1.233	0.03	0.432	0.533
	LTE Band 14	10M	QPSK	1	0	Back	5	Full	23330	793	23.06	24.00	1.242	-0.02	0.685	0.851
	LTE Band 14	10M	QPSK	25	0	Back	5	Full	23330	793	22.09	23.00	1.233	0.01	0.484	0.597
	LTE Band 14	10M	QPSK	50	0	Back	5	Full	23330	793	22.09	23.00	1.233	-0.07	0.461	0.568
	LTE Band 14	10M	QPSK	1	0	Left Side	5	Full	23330	793	23.06	24.00	1.242	0.02	0.506	0.628
	LTE Band 14	10M	QPSK	25	0	Left Side	5	Full	23330	793	22.09	23.00	1.233	0.01	0.293	0.361
36	LTE Band 14	10M	QPSK	1	0	Right Side	5	Full	23330	793	23.06	24.00	1.242	0.04	0.698	**0.867**
	LTE Band 14	10M	QPSK	25	0	Right Side	5	Full	23330	793	22.09	23.00	1.233	0.01	0.429	0.529
	LTE Band 14	10M	QPSK	50	0	Right Side	5	Full	23330	793	22.09	23.00	1.233	0.02	0.426	0.525
	LTE Band 14	10M	QPSK	1	0	Bottom Side	5	Full	23330	793	23.06	24.00	1.242	0.01	0.589	0.731
	LTE Band 14	10M	QPSK	25	0	Bottom Side	5	Full	23330	793	22.09	23.00	1.233	0.01	0.392	0.483

Plot No.	Band	BW (MHz)	Modulation	RB Size	RB Offset	Test Position	Gap (mm)	Power Mode	Ch.	Freq. (MHz)	Average Power (dBm)	Tune-Up Limit (dBm)	Tune-up Scaling Factor	Power Drift (dB)	Measured 1g SAR (W/kg)	Reported 1g SAR (W/kg)
	LTE Band 26	15M	QPSK	1	37	Front	5	Full	26865	831.5	23.03	24.00	1.250	0.03	0.762	0.953
	LTE Band 26	15M	QPSK	36	0	Front	5	Full	26865	831.5	22.09	23.00	1.233	0.01	0.444	0.547
	LTE Band 26	15M	QPSK	75	0	Front	5	Full	26865	831.5	22.03	23.00	1.250	0.03	0.446	0.558
37	LTE Band 26	15M	QPSK	1	37	Back	5	Full	26865	831.5	23.03	24.00	1.250	0.03	0.961	**1.201**
	LTE Band 5	10M	QPSK	1	0	Back	5	Full	20476+ 20575	831.6+ 841.5	23.02	24.00	1.253	-0.06	0.805	1.009
	LTE Band 26	15M	QPSK	36	0	Back	5	Full	26865	831.5	22.09	23.00	1.233	0.01	0.592	0.730
	LTE Band 26	15M	QPSK	75	0	Back	5	Full	26865	831.5	22.03	23.00	1.250	0.03	0.587	0.734
	LTE Band 26	15M	QPSK	1	37	Left Side	5	Full	26865	831.5	23.03	24.00	1.250	0.1	0.298	0.373
	LTE Band 26	15M	QPSK	36	0	Left Side	5	Full	26865	831.5	22.09	23.00	1.233	0.03	0.189	0.233
	LTE Band 26	15M	QPSK	1	37	Right Side	5	Full	26865	831.5	23.03	24.00	1.250	0.09	0.472	0.590
	LTE Band 26	15M	QPSK	36	0	Right Side	5	Full	26865	831.5	22.09	23.00	1.233	0.02	0.302	0.372
	LTE Band 26	15M	QPSK	1	37	Bottom Side	5	Full	26865	831.5	23.03	24.00	1.250	0.07	0.846	1.058
	LTE Band 26	15M	QPSK	36	0	Bottom Side	5	Full	26865	831.5	22.09	23.00	1.233	0.02	0.462	0.570
	LTE Band 26	15M	QPSK	75	0	Bottom Side	5	Full	26865	831.5	22.03	23.00	1.250	0.03	0.477	0.596
	LTE Band 66	20M	QPSK	1	0	Front	5	Reduced	132322	1745	15.95	16.50	1.135	0.05	0.546	0.620
	LTE Band 66	20M	QPSK	50	0	Front	5	Reduced	132322	1745	15.70	16.50	1.202	0.03	0.573	0.689
	LTE Band 66	20M	QPSK	1	0	Back	5	Reduced	132322	1745	15.95	16.50	1.135	0.01	0.966	1.096
	LTE Band 66	20M	QPSK	1	0	Back	5	Reduced	132072	1720	15.84	16.50	1.164	0.17	0.946	1.101
	LTE Band 66	20M	QPSK	1	0	Back	5	Reduced	132572	1770	15.94	16.50	1.138	0.01	0.993	1.130
	LTE Band 66	20M	QPSK	50	0	Back	5	Reduced	132322	1745	15.70	16.50	1.202	0.06	0.949	1.141
	LTE Band 66	20M	QPSK	50	0	Back	5	Reduced	132072	1720	15.59	16.50	1.233	0.05	0.945	1.165
	LTE Band 66	20M	QPSK	50	0	Back	5	Reduced	132572	1770	15.63	16.50	1.222	-0.05	1.080	1.320
	LTE Band 66	20M	QPSK	100	0	Back	5	Reduced	132322	1745	15.68	16.50	1.208	0.03	0.976	1.179
	LTE Band 66	20M	QPSK	1	0	Left Side	5	Reduced	132322	1745	15.95	16.00	1.012	0.01	0.045	0.045
	LTE Band 66	20M	QPSK	50	0	Left Side	5	Reduced	132322	1745	15.70	16.00	1.072	0.05	0.046	0.050
	LTE Band 66	20M	QPSK	1	0	Right Side	5	Reduced	132322	1745	15.95	16.00	1.012	0.03	0.066	0.066
	LTE Band 66	20M	QPSK	50	0	Right Side	5	Reduced	132322	1745	15.70	16.00	1.072	0.03	0.065	0.070
	LTE Band 66	20M	QPSK	1	0	Bottom Side	5	Reduced	132322	1745	15.95	16.00	1.012	0.03	1.170	1.184
	LTE Band 66	20M	QPSK	1	0	Bottom Side	5	Reduced	132072	1720	15.84	16.00	1.038	0.05	1.250	1.297
	LTE Band 66	20M	QPSK	1	0	Bottom Side	5	Reduced	132572	1770	15.94	16.00	1.014	0.05	1.160	1.176
	LTE Band 66	20M	QPSK	50	0	Bottom Side	5	Reduced	132322	1745	15.70	16.00	1.072	0.01	1.150	1.232
	LTE Band 66	20M	QPSK	50	0	Bottom Side	5	Reduced	132072	1720	15.59	16.00	1.099	0.01	1.050	1.154
38	LTE Band 66	20M	QPSK	50	0	Bottom Side	5	Reduced	132572	1770	15.63	16.00	1.089	0.01	1.230	**1.339**
	LTE Band 66	20M	QPSK	100	0	Bottom Side	5	Reduced	132322	1745	15.68	16.00	1.076	0.04	1.140	1.227

Plot No.	Band	BW (MHz)	Modulation	RB Size	RB Offset	Test Position	Gap (mm)	Power Mode	Ch.	Freq. (MHz)	Average Power (dBm)	Tune-Up Limit (dBm)	Tune-up Scaling Factor	Power Drift (dB)	Measured 1g SAR (W/kg)	Reported 1g SAR (W/kg)
	LTE Band 25	20M	QPSK	1	0	Front	5	Reduced	26140	1860	16.10	16.50	1.096	0.03	0.628	0.689
	LTE Band 25	20M	QPSK	50	24	Front	5	Reduced	26140	1860	15.87	16.50	1.156	0.02	0.593	0.686
	LTE Band 25	20M	QPSK	1	0	Back	5	Reduced	26140	1860	16.10	16.50	1.096	0.01	1.020	1.118
	LTE Band 25	20M	QPSK	1	0	Back	5	Reduced	26340	1880	15.81	16.50	1.172	0.03	0.947	1.110
	LTE Band 25	20M	QPSK	1	0	Back	5	Reduced	26590	1905	15.76	16.50	1.186	0.03	1.090	1.292
	LTE Band 25	20M	QPSK	50	24	Back	5	Reduced	26140	1860	15.87	16.50	1.156	0.06	1.010	1.168
	LTE Band 25	20M	QPSK	50	24	Back	5	Reduced	26340	1880	15.52	16.50	1.253	-0.02	0.945	1.184
	LTE Band 25	20M	QPSK	50	24	Back	5	Reduced	26590	1905	15.80	16.50	1.175	0.06	1.050	1.234
	LTE Band 25	20M	QPSK	100	0	Back	5	Reduced	26140	1860	15.87	16.50	1.156	0.05	0.908	1.050
	LTE Band 25	20M	QPSK	1	0	Left Side	5	Reduced	26140	1860	15.01	15.50	1.119	0.03	0.042	0.047
	LTE Band 25	20M	QPSK	50	24	Left Side	5	Reduced	26140	1860	14.71	15.50	1.199	0.02	0.042	0.050
	LTE Band 25	20M	QPSK	1	0	Right Side	5	Reduced	26140	1860	15.01	15.50	1.119	0.01	0.040	0.045
	LTE Band 25	20M	QPSK	50	24	Right Side	5	Reduced	26140	1860	14.71	15.50	1.199	0.03	0.042	0.050
	LTE Band 25	20M	QPSK	1	0	Bottom Side	5	Reduced	26140	1860	15.01	15.50	1.119	0.01	1.070	1.198
	LTE Band 25	20M	QPSK	1	0	Bottom Side	5	Reduced	26340	1880	14.81	15.50	1.172	0.03	1.020	1.196
	LTE Band 25	20M	QPSK	1	0	Bottom Side	5	Reduced	26590	1905	14.87	15.50	1.156	0.02	1.100	1.272
	LTE Band 25	20M	QPSK	50	24	Bottom Side	5	Reduced	26140	1860	14.71	15.50	1.199	-0.05	1.080	1.295
	LTE Band 25	20M	QPSK	50	24	Bottom Side	5	Reduced	26340	1880	14.51	15.50	1.256	0.01	1.000	1.256
	LTE Band 25	20M	QPSK	50	24	Bottom Side	5	Reduced	26590	1905	14.47	15.50	1.268	0.09	0.987	1.251
39	LTE Band 25	20M	QPSK	100	0	Bottom Side	5	Reduced	26140	1860	14.70	15.50	1.202	0.01	1.080	**1.298**
	LTE Band 30	10M	QPSK	1	0	Front	5	Reduced	27710	2310	20.89	22.00	1.291	0.09	0.730	0.943
	LTE Band 30	10M	QPSK	25	0	Front	5	Reduced	27710	2310	20.64	22.00	1.368	0.02	0.695	0.951
	LTE Band 30	10M	QPSK	50	0	Front	5	Reduced	27710	2310	20.58	22.00	1.387	-0.02	0.684	0.949
	LTE Band 30	10M	QPSK	1	0	Back	5	Reduced	27710	2310	20.89	22.00	1.291	0.03	0.955	1.233
	LTE Band 30	10M	QPSK	25	0	Back	5	Reduced	27710	2310	20.64	22.00	1.368	-0.16	0.883	1.208
	LTE Band 30	10M	QPSK	50	0	Back	5	Reduced	27710	2310	20.58	22.00	1.387	-0.05	0.876	1.215
	LTE Band 30	10M	QPSK	1	0	Left Side	5	Reduced	27710	2310	20.89	22.00	1.291	0.03	0.330	0.426
	LTE Band 30	10M	QPSK	25	0	Left Side	5	Reduced	27710	2310	20.64	22.00	1.368	0.03	0.311	0.425
40	LTE Band 30	10M	QPSK	1	0	Bottom Side	5	Reduced	27710	2310	20.89	22.00	1.291	0.06	1.080	**1.395**
	LTE Band 30	10M	QPSK	25	0	Bottom Side	5	Reduced	27710	2310	20.64	22.00	1.368	-0.09	0.944	1.291
	LTE Band 30	10M	QPSK	50	0	Bottom Side	5	Reduced	27710	2310	20.58	22.00	1.387	0.01	0.942	1.306

Plot No.	Band	BW (MHz)	Modulation	RB Size	RB Offset	Test Position	Gap (mm)	Power Mode	Ch.	Freq. (MHz)	Average Power (dBm)	Tune-Up Limit (dBm)	Tune-up Scaling Factor	Power Drift (dB)	Measured 1g SAR (W/kg)	Reported 1g SAR (W/kg)
	LTE Band 7	20M	QPSK	1	0	Front	5	Reduced	20850	2510	20.17	21.00	1.211	0.01	0.572	0.692
	LTE Band 7	20M	QPSK	50	0	Front	5	Reduced	20850	2510	20.14	21.00	1.219	0.03	0.579	0.706
	LTE Band 7	20M	QPSK	1	0	Back	5	Reduced	20850	2510	20.17	21.00	1.211	0.03	0.946	1.145
	LTE Band 7	20M	QPSK	1	0	Back	5	Reduced	21100	2535	20.07	21.00	1.239	-0.04	0.891	1.104
41	LTE Band 7	20M	QPSK	1	0	Back	5	Reduced	21350	2560	19.96	21.00	1.271	-0.15	1.080	**1.372**
	LTE Band 7	20M	QPSK	50	0	Back	5	Reduced	20850	2510	20.14	21.00	1.219	0.01	0.955	1.164
	LTE Band 7	20M	QPSK	50	0	Back	5	Reduced	21100	2535	19.97	21.00	1.268	0.01	0.962	1.219
	LTE Band 7	20M	QPSK	50	0	Back	5	Reduced	21350	2560	19.95	21.00	1.274	0.01	1.040	1.324
	LTE Band 7	20M	QPSK	100	0	Back	5	Reduced	20850	2510	20.10	21.00	1.230	0.01	0.956	1.176
	LTE Band 7	20M	QPSK	1	0	Left Side	5	Reduced	20850	2510	20.17	21.00	1.211	-0.04	0.303	0.367
	LTE Band 7	20M	QPSK	50	0	Left Side	5	Reduced	20850	2510	20.14	21.00	1.219	0.01	0.319	0.389
	LTE Band 7	20M	QPSK	1	0	Bottom Side	5	Reduced	20850	2510	20.17	21.00	1.211	-0.02	0.735	0.890
	LTE Band 7	20M	QPSK	1	0	Bottom Side	5	Reduced	21100	2535	20.07	21.00	1.239	-0.06	0.731	0.906
	LTE Band 7	20M	QPSK	1	0	Bottom Side	5	Reduced	21350	2560	19.96	21.00	1.271	-0.08	0.745	0.947
	LTE Band 7	20M	QPSK	50	0	Bottom Side	5	Reduced	20850	2510	20.14	21.00	1.219	-0.05	0.763	0.930
	LTE Band 7	20M	QPSK	50	0	Bottom Side	5	Reduced	21100	2535	19.97	21.00	1.268	0.05	0.804	1.019
	LTE Band 7	20M	QPSK	50	0	Bottom Side	5	Reduced	21350	2560	19.95	21.00	1.274	0.01	0.777	0.990
	LTE Band 7	20M	QPSK	100	0	Bottom Side	5	Reduced	20850	2510	20.10	21.00	1.230	0.01	0.739	0.909

<TDD LTE SAR>

Plot No.	Band	BW (MHz)	Modulation	RB Size	RB Offset	Test Position	Gap (mm)	Power Mode	Power Class	Ch.	Freq. (MHz)	Average Power (dBm)	Tune-Up Limit (dBm)	Tune-up Scaling Factor	Duty Cycle %	Duty Cycle Scaling Factor	Power Drift (dB)	Measured 1g SAR (W/kg)	Reported 1g SAR (W/kg)
	LTE Band 41	20M	QPSK	1	0	Front	5	Reduced	3	40620	2593	23.36	23.50	1.033	62.9	1.006	0.06	0.726	0.754
	LTE Band 41	20M	QPSK	1	0	Front	5	Reduced	3	39750	2506	23.30	23.50	1.047	62.9	1.006	-0.07	0.628	0.662
	LTE Band 41	20M	QPSK	1	0	Front	5	Reduced	3	40185	2549.5	23.25	23.50	1.059	62.9	1.006	-0.07	0.674	0.718
	LTE Band 41	20M	QPSK	1	0	Front	5	Reduced	3	41055	2636.5	23.25	23.50	1.059	62.9	1.006	0.02	0.754	0.803
	LTE Band 41	20M	QPSK	1	0	Front	5	Reduced	3	41490	2680	23.25	23.50	1.059	62.9	1.006	-0.01	0.721	0.768
	LTE Band 41	20M	QPSK	50	0	Front	5	Reduced	3	40620	2593	22.37	23.00	1.156	62.9	1.006	0.02	0.387	0.450
	LTE Band 41	20M	QPSK	100	0	Front	5	Reduced	3	40620	2593	22.28	23.00	1.180	62.9	1.006	-0.05	0.379	0.450
	LTE Band 41	20M	QPSK	1	0	Back	5	Reduced	3	40620	2593	23.36	23.50	1.033	62.9	1.006	0.05	1.150	1.195
	LTE Band 41	20M	QPSK	1	0	Back	5	Reduced	3	39750	2506	23.30	23.50	1.047	62.9	1.006	-0.07	0.954	1.005
	LTE Band 41	20M	QPSK	1	0	Back	5	Reduced	3	40185	2549.5	23.25	23.50	1.059	62.9	1.006	0.03	1.010	1.076
	LTE Band 41	20M	QPSK	1	0	Back	5	Reduced	3	41055	2636.5	23.25	23.50	1.059	62.9	1.006	0.02	1.170	1.247
42	LTE Band 41	20M	QPSK	1	0	Back	5	Reduced	3	41490	2680	23.25	23.50	1.059	62.9	1.006	0.02	1.200	**1.279**
	LTE Band 41	20M	QPSK	1	0	Back	5	Reduced	3	41490+ 41292	2680+ 2660.2	22.91	23.50	1.146	62.9	1.006	-0.08	1.030	1.187
	LTE Band 41	20M	QPSK	50	0	Back	5	Reduced	3	40620	2593	22.37	23.00	1.156	62.9	1.006	0.06	0.611	0.711
	LTE Band 41	20M	QPSK	50	0	Back	5	Reduced	3	39750	2506	22.26	23.00	1.186	62.9	1.006	-0.07	0.542	0.647
	LTE Band 41	20M	QPSK	50	0	Back	5	Reduced	3	40185	2549.5	22.09	23.00	1.233	62.9	1.006	0.03	0.567	0.703
	LTE Band 41	20M	QPSK	50	0	Back	5	Reduced	3	41055	2636.5	22.11	23.00	1.227	62.9	1.006	0.02	0.642	0.793
	LTE Band 41	20M	QPSK	50	0	Back	5	Reduced	3	41490	2680	22.07	23.00	1.239	62.9	1.006	0.02	0.635	0.791
	LTE Band 41	20M	QPSK	100	0	Back	5	Reduced	3	40620	2593	22.28	23.00	1.180	62.9	1.006	0.03	0.638	0.758
	LTE Band 41	20M	QPSK	1	0	Left Side	5	Reduced	3	40620	2593	23.36	23.50	1.033	62.9	1.006	0.05	0.272	0.283
	LTE Band 41	20M	QPSK	50	0	Left Side	5	Reduced	3	40620	2593	22.37	23.00	1.156	62.9	1.006	0.03	0.141	0.164
	LTE Band 41	20M	QPSK	1	0	Bottom Side	5	Reduced	3	40620	2593	23.36	23.50	1.033	62.9	1.006	0.01	0.870	0.904
	LTE Band 41	20M	QPSK	1	0	Bottom Side	5	Reduced	3	39750	2506	23.30	23.50	1.047	62.9	1.006	0.02	0.655	0.690
	LTE Band 41	20M	QPSK	1	0	Bottom Side	5	Reduced	3	40185	2549.5	23.25	23.50	1.059	62.9	1.006	0.01	0.848	0.904
	LTE Band 41	20M	QPSK	1	0	Bottom Side	5	Reduced	3	41055	2636.5	23.25	23.50	1.059	62.9	1.006	0.08	0.878	0.936
	LTE Band 41	20M	QPSK	1	0	Bottom Side	5	Reduced	3	41490	2680	23.25	23.50	1.059	62.9	1.006	0.03	0.848	0.904
	LTE Band 41	20M	QPSK	50	0	Bottom Side	5	Reduced	3	40620	2593	22.37	23.00	1.156	62.9	1.006	0.03	0.450	0.523
	LTE Band 41	20M	QPSK	100	0	Bottom Side	5	Reduced	3	40620	2593	22.28	23.00	1.180	62.9	1.006	0.03	0.477	0.566

Plot No.	Band	BW (MHz)	Modulation	RB Size	RB Offset	Test Position	Gap (mm)	Power Mode	Power Class	Ch.	Freq. (MHz)	Average Power (dBm)	Tune-Up Limit (dBm)	Tune-up Scaling Factor	Duty Cycle %	Duty Cycle Scaling Factor	Power Drift (dB)	Measured 1g SAR (W/kg)	Reported 1g SAR (W/kg)
	LTE Band 41	20M	QPSK	1	0	Front	5	Reduced	2	40620	2593	23.23	23.50	1.064	42.9	1.009	0.01	0.522	0.560
	LTE Band 41	20M	QPSK	50	0	Front	5	Reduced	2	40620	2593	23.21	23.50	1.069	42.9	1.009	0.03	0.522	0.563
	LTE Band 41	20M	QPSK	1	0	Back	5	Reduced	2	40620	2593	23.23	23.50	1.064	42.9	1.009	0.07	0.843	0.905
	LTE Band 41	20M	QPSK	1	0	Back	5	Reduced	2	39750	2506	23.20	23.50	1.072	42.9	1.009	-0.07	0.745	0.805
	LTE Band 41	20M	QPSK	1	0	Back	5	Reduced	2	40185	2549.5	23.05	23.50	1.109	42.9	1.009	0.07	0.779	0.872
	LTE Band 41	20M	QPSK	1	0	Back	5	Reduced	2	41055	2636.5	23.12	23.50	1.091	42.9	1.009	-0.09	0.888	0.978
	LTE Band 41	20M	QPSK	1	0	Back	5	Reduced	2	41490	2680	23.12	23.50	1.091	42.9	1.009	-0.08	0.889	0.979
	LTE Band 41	20M	QPSK	50	0	Back	5	Reduced	2	40620	2593	23.21	23.50	1.069	42.9	1.009	0.02	0.851	0.918
	LTE Band 41	20M	QPSK	50	0	Back	5	Reduced	2	39750	2506	23.13	23.50	1.089	42.9	1.009	-0.07	0.761	0.836
	LTE Band 41	20M	QPSK	50	0	Back	5	Reduced	2	40185	2549.5	23.01	23.50	1.119	42.9	1.009	-0.09	0.788	0.890
43	LTE Band 41	20M	QPSK	50	0	Back	5	Reduced	2	41055	2636.5	23.11	23.50	1.094	42.9	1.009	-0.17	0.908	**1.002**
	LTE Band 41	20M	QPSK	50	0	Back	5	Reduced	2	41490	2680	23.03	23.50	1.114	42.9	1.009	-0.09	0.883	0.993
	LTE Band 41	20M	QPSK	100	0	Back	5	Reduced	2	40620	2593	23.20	23.50	1.072	42.9	1.009	-0.07	0.852	0.921
	LTE Band 41	20M	QPSK	1	0	Left Side	5	Reduced	2	40620	2593	23.23	23.50	1.064	42.9	1.009	0.03	0.294	0.316
	LTE Band 41	20M	QPSK	50	0	Left Side	5	Reduced	2	40620	2593	23.21	23.50	1.069	42.9	1.009	0.03	0.288	0.311
	LTE Band 41	20M	QPSK	1	0	Bottom Side	5	Reduced	2	40620	2593	23.23	23.50	1.064	42.9	1.009	0.01	0.698	0.749
	LTE Band 41	20M	QPSK	1	0	Bottom Side	5	Reduced	2	39750	2506	23.20	23.50	1.072	42.9	1.009	0.03	0.592	0.640
	LTE Band 41	20M	QPSK	1	0	Bottom Side	5	Reduced	2	40185	2549.5	23.05	23.50	1.109	42.9	1.009	0.01	0.737	0.825
	LTE Band 41	20M	QPSK	1	0	Bottom Side	5	Reduced	2	41055	2636.5	23.12	23.50	1.091	42.9	1.009	0.03	0.645	0.710
	LTE Band 41	20M	QPSK	1	0	Bottom Side	5	Reduced	2	41490	2680	23.12	23.50	1.091	42.9	1.009	0.01	0.591	0.651
	LTE Band 41	20M	QPSK	50	0	Bottom Side	5	Reduced	2	40620	2593	23.21	23.50	1.069	42.9	1.009	0.03	0.704	0.759
	LTE Band 41	20M	QPSK	50	0	Bottom Side	5	Reduced	2	39750	2506	23.13	23.50	1.089	42.9	1.009	0.03	0.601	0.660
	LTE Band 41	20M	QPSK	50	0	Bottom Side	5	Reduced	2	40185	2549.5	23.01	23.50	1.119	42.9	1.009	0.06	0.697	0.787
	LTE Band 41	20M	QPSK	50	0	Bottom Side	5	Reduced	2	41055	2636.5	23.11	23.50	1.094	42.9	1.009	0.03	0.648	0.715
	LTE Band 41	20M	QPSK	50	0	Bottom Side	5	Reduced	2	41490	2680	23.03	23.50	1.114	42.9	1.009	0.01	0.614	0.690
	LTE Band 41	20M	QPSK	100	0	Bottom Side	5	Reduced	2	40620	2593	23.20	23.50	1.072	42.9	1.009	0.03	0.709	0.767

<WLAN 2.4GHz SAR>

Plot No.	Band	Mode	Test Position	Gap (mm)	Power Mode	Ch.	Freq. (MHz)	Average Power (dBm)	Tune-Up Limit (dBm)	Tune-up Scaling Factor	Duty Cycle %	Duty Cycle Scaling Factor	Power Drift (dB)	Measured 1g SAR (W/kg)	Reported 1g SAR (W/kg)
	WLAN2.4GHz	802.11b 1Mbps	Front	5	Reduced	11	2462	20.46	20.50	1.010	98.95	1.011	0.05	0.891	0.910
	WLAN2.4GHz	802.11b 1Mbps	Front	5	Reduced	1	2412	20.33	20.50	1.040	98.95	1.011	-0.08	0.954	1.003
	WLAN2.4GHz	802.11b 1Mbps	Back	5	Reduced	11	2462	20.46	20.50	1.010	98.95	1.011	-0.05	1.040	1.062
44	WLAN2.4GHz	802.11b 1Mbps	Back	5	Reduced	1	2412	20.33	20.50	1.040	98.95	1.011	-0.18	1.080	**1.135**
	WLAN2.4GHz	802.11b 1Mbps	Back	5	Reduced	6	2437	20.26	20.50	1.057	98.95	1.011	-0.05	0.956	1.021
	WLAN2.4GHz	802.11b 1Mbps	Right Side	5	Reduced	11	2462	20.46	20.50	1.010	98.95	1.011	0.01	0.771	0.787
	WLAN2.4GHz	802.11b 1Mbps	Top Side	5	Reduced	11	2462	20.46	20.50	1.010	98.95	1.011	0.09	0.981	1.002
	WLAN2.4GHz	802.11b 1Mbps	Top Side	5	Reduced	1	2412	20.33	20.50	1.040	98.95	1.011	-0.05	0.999	1.050

<WLAN 5GHz SAR>

Plot No.	Band	Mode	Test Position	Gap (mm)	Power Mode	Ch.	Freq. (MHz)	Average Power (dBm)	Tune-Up Limit (dBm)	Tune-up Scaling Factor	Duty Cycle %	Duty Cycle Scaling Factor	Power Drift (dB)	Measured 1g SAR (W/kg)	Reported 1g SAR (W/kg)
	WLAN5.2GHz	802.11n-HT40 MCS0	Front	5	Reduced	46	5230	14.36	15.50	1.300	96.3	1.038	0.02	0.204	0.275
45	WLAN5.2GHz	802.11n-HT40 MCS0	Back	5	Reduced	46	5230	14.36	15.50	1.300	96.3	1.038	0.03	0.872	**1.177**
	WLAN5.2GHz	802.11n-HT40 MCS0	Right Side	5	Reduced	46	5230	14.36	15.50	1.300	96.3	1.038	-0.05	0.149	0.201
	WLAN5.2GHz	802.11n-HT40 MCS0	Top Side	5	Reduced	46	5230	14.36	15.50	1.300	96.3	1.038	0.01	0.312	0.421
	WLAN5.2GHz	802.11n-HT40 MCS0	Back	5	Reduced	38	5190	14.26	15.50	1.330	96.3	1.038	0.09	0.612	0.845
	WLAN5.8GHz	802.11a 6Mbps	Front	5	Reduced	157	5785	14.62	15.50	1.225	98.26	1.018	0.03	0.119	0.148
	WLAN5.8GHz	802.11a 6Mbps	Back	5	Reduced	157	5785	14.62	15.50	1.225	98.26	1.018	-0.09	0.655	0.817
	WLAN5.8GHz	802.11a 6Mbps	Right Side	5	Reduced	157	5785	14.62	15.50	1.225	98.26	1.018	0.03	0.039	0.049
	WLAN5.8GHz	802.11a 6Mbps	Top Side	5	Reduced	157	5785	14.62	15.50	1.225	98.26	1.018	0.04	0.113	0.141
46	WLAN5.8GHz	802.11a 6Mbps	Back	5	Reduced	149	5745	14.60	15.50	1.230	98.26	1.018	0.03	0.875	**1.096**
	WLAN5.8GHz	802.11a 6Mbps	Back	5	Reduced	165	5825	14.50	15.50	1.259	98.26	1.018	-0.08	0.627	0.804

<Bluetooth SAR>

Plot No.	Band	Mode	Test Position	Gap (mm)	Ch.	Freq. (MHz)	Average Power (dBm)	Tune-Up Limit (dBm)	Tune-up Scaling Factor	Duty Cycle %	Duty Cycle Scaling Factor	Power Drift (dB)	Measured 1g SAR (W/kg)	Reported 1g SAR (W/kg)
	Bluetooth	1Mbps	Back	5	0	2402	7.67	9.00	1.357	77.39	1.076	0.09	0.047	0.069
	Bluetooth	1Mbps	Back	5	39	2441	7.20	9.00	1.512	77.39	1.076	0.03	0.035	0.056
47	Bluetooth	1Mbps	Back	5	78	2480	7.64	9.00	1.367	77.39	1.076	-0.09	0.054	**0.079**

Based on WLAN2.4GHz and Bluetooth share the same antenna, so Bluetooth RF exposure evaluation chose the worst positon of WLAN 2.4GHz Ant to perform Bluetooth SAR test, and used this Bluetooth SAR value conservatively represent other position do co-located analysis with WWAN.

15.3 Body Worn Accessory SAR

<GSM SAR>

Plot No.	Band	Mode	Test Position	Gap (mm)	Headset	Power Mode	Ch.	Freq. (MHz)	Average Power (dBm)	Tune-Up Limit (dBm)	Tune-up Scaling Factor	Power Drift (dB)	Measured 1g SAR (W/kg)	Reported 1g SAR (W/kg)
	GSM850	GPRS 2 Tx slots	Front	5	-	Reduced	128	824.2	30.66	31.50	1.213	0.02	0.664	0.806
	GSM850	GPRS 2 Tx slots	Front	5	-	Reduced	189	836.4	30.59	31.50	1.233	0.03	0.721	0.889
	GSM850	GPRS 2 Tx slots	Front	5	-	Reduced	251	848.8	30.65	31.50	1.216	0.04	0.767	0.933
	GSM850	GPRS 2 Tx slots	Back	5	-	Reduced	128	824.2	30.66	31.50	1.213	0.05	0.908	1.102
	GSM850	GPRS 2 Tx slots	Back	5	-	Reduced	189	836.4	30.59	31.50	1.233	0.03	0.924	1.139
48	GSM850	GPRS 2 Tx slots	Back	5	-	Reduced	251	848.8	30.65	31.50	1.216	0.07	1.060	**1.289**
	GSM850	GPRS 2 Tx slots	Back	5	Headset	Reduced	251	848.8	30.65	31.50	1.216	-0.06	0.746	0.907
	GSM1900	GPRS 4 Tx slots	Front	5	-	Reduced	512	1850.2	19.84	21.50	1.466	0.02	0.587	0.860
	GSM1900	GPRS 4 Tx slots	Front	5	-	Reduced	661	1880	19.70	21.50	1.514	0.01	0.355	0.537
	GSM1900	GPRS 4 Tx slots	Front	5	-	Reduced	810	1909.8	19.83	21.50	1.469	0.06	0.420	0.617
	GSM1900	GPRS 4 Tx slots	Back	5	-	Reduced	512	1850.2	19.84	21.50	1.466	-0.08	0.881	1.291
	GSM1900	GPRS 4 Tx slots	Back	5	-	Reduced	661	1880	19.70	21.50	1.514	-0.06	0.729	1.103
49	GSM1900	GPRS 4 Tx slots	Back	5	-	Reduced	810	1909.8	19.83	21.50	1.469	-0.02	0.927	**1.362**
	GSM1900	GPRS 4 Tx slots	Back	5	Headset	Reduced	810	1909.8	19.83	21.50	1.469	0.01	0.901	1.324

<WCDMA SAR>

Plot No.	Band	Mode	Test Position	Gap (mm)	Headset	Power Mode	Ch.	Freq. (MHz)	Average Power (dBm)	Tune-Up Limit (dBm)	Tune-up Scaling Factor	Power Drift (dB)	Measured 1g SAR (W/kg)	Reported 1g SAR (W/kg)
	WCDMA V	RMC 12.2Kbps	Front	5	-	Reduced	4233	846.6	23.06	23.50	1.107	0.01	0.826	0.914
	WCDMA V	RMC 12.2Kbps	Front	5	-	Reduced	4132	826.4	22.93	23.50	1.140	0.03	0.770	0.878
	WCDMA V	RMC 12.2Kbps	Front	5	-	Reduced	4182	836.4	22.94	23.50	1.138	0.01	0.823	0.936
	WCDMA V	RMC 12.2Kbps	Back	5	-	Reduced	4233	846.6	23.06	23.50	1.107	0.01	1.140	1.262
	WCDMA V	RMC 12.2Kbps	Back	5	-	Reduced	4132	826.4	22.93	23.50	1.140	0.03	1.040	1.186
50	WCDMA V	RMC 12.2Kbps	Back	5	-	Reduced	4182	836.4	22.94	23.50	1.138	0.03	1.130	**1.286**
	WCDMA V	RMC 12.2Kbps	Back	5	Headset	Reduced	4182	836.4	22.94	23.50	1.138	0.01	0.891	1.014
	WCDMA IV	RMC 12.2Kbps	Front	5	-	Reduced	1513	1752.6	16.20	17.00	1.202	-0.19	0.652	0.784
	WCDMA IV	RMC 12.2Kbps	Back	5	-	Reduced	1513	1752.6	16.20	17.00	1.202	-0.03	0.990	1.190
	WCDMA IV	RMC 12.2Kbps	Back	5	-	Reduced	1312	1712.4	16.15	17.00	1.216	0.08	0.846	1.029
	WCDMA IV	RMC 12.2Kbps	Back	5	-	Reduced	1413	1732.6	16.13	17.00	1.222	0.04	0.924	1.129
51	WCDMA IV	RMC 12.2Kbps	Back	5	Headset	Reduced	1513	1752.6	16.20	17.00	1.202	-0.03	1.070	**1.286**
	WCDMA IV	RMC 12.2Kbps	Back	5	Headset	Reduced	1312	1712.4	16.15	17.00	1.216	-0.07	0.857	1.042
	WCDMA IV	RMC 12.2Kbps	Back	5	Headset	Reduced	1413	1732.6	16.13	17.00	1.222	-0.02	0.936	1.144
	WCDMA II	RMC 12.2Kbps	Front	5	-	Reduced	9262	1852.4	15.76	16.50	1.186	-0.08	0.576	0.683
	WCDMA II	RMC 12.2Kbps	Back	5	-	Reduced	9262	1852.4	15.76	16.50	1.186	0.01	0.888	1.053
	WCDMA II	RMC 12.2Kbps	Back	5	-	Reduced	9400	1880	15.52	16.50	1.253	0.04	0.912	1.143
52	WCDMA II	RMC 12.2Kbps	Back	5	-	Reduced	9538	1907.6	15.51	16.50	1.256	-0.08	0.926	**1.163**
	WCDMA II	RMC 12.2Kbps	Back	5	Headset	Reduced	9538	1907.6	15.51	16.50	1.256	-0.08	0.894	1.123

<CDMA SAR>

Plot No.	Band	Mode	Test Position	Gap (mm)	Headset	Power Mode	Ch.	Freq. (MHz)	Average Power (dBm)	Tune-Up Limit (dBm)	Tune-up Scaling Factor	Power Drift (dB)	Measured 1g SAR (W/kg)	Reported 1g SAR (W/kg)
	CDMA2000 BC10	RC3 SO32 (F+SCH)	Front	5	-	Full	580	820.5	24.36	25.00	1.159	0.02	0.910	1.054
	CDMA2000 BC10	RC3 SO32 (F+SCH)	Front	5	-	Full	476	817.9	24.29	25.00	1.178	0.03	0.878	1.034
	CDMA2000 BC10	RC3 SO32 (F+SCH)	Front	5	-	Full	684	823.1	24.33	25.00	1.167	0.15	0.932	1.087
53	CDMA2000 BC10	RC3 SO32 (F+SCH)	Back	5	-	Full	580	820.5	24.36	25.00	1.159	-0.14	1.070	**1.240**
	CDMA2000 BC10	RC3 SO32 (F+SCH)	Back	5	-	Full	476	817.9	24.29	25.00	1.178	-0.09	1.020	1.201
	CDMA2000 BC10	RC3 SO32 (F+SCH)	Back	5	-	Full	684	823.1	24.33	25.00	1.167	0.06	1.050	1.225
	CDMA2000 BC10	RC3 SO32 (F+SCH)	Back	5	Headset	Full	580	820.5	24.36	25.00	1.159	0.01	1.010	1.170
	CDMA2000 BC0	RC3 SO32 (F+SCH)	Front	5	-	Full	1013	824.7	24.36	25.00	1.159	0.02	0.895	1.037
	CDMA2000 BC0	RC3 SO32 (F+SCH)	Front	5	-	Full	384	836.52	24.26	25.00	1.186	0.02	0.897	1.064
	CDMA2000 BC0	RC3 SO32 (F+SCH)	Front	5	-	Full	777	848.31	24.31	25.00	1.172	0.03	0.656	0.769
54	CDMA2000 BC0	RC3 SO32 (F+SCH)	Back	5	-	Full	1013	824.7	24.36	25.00	1.159	0.15	1.110	**1.286**
	CDMA2000 BC0	RC3 SO32 (F+SCH)	Back	5	-	Full	384	836.52	24.26	25.00	1.186	-0.14	1.040	1.233
	CDMA2000 BC0	RC3 SO32 (F+SCH)	Back	5	-	Full	777	848.31	24.31	25.00	1.172	-0.09	0.746	0.874
	CDMA2000 BC0	RC3 SO32 (F+SCH)	Back	5	Headset	Full	1013	824.7	24.36	25.00	1.159	0.01	0.985	1.141
	CDMA2000 BC1	RC3 SO32 (F+SCH)	Front	5	-	Reduced	1175	1908.75	16.94	18.00	1.276	0.02	0.476	0.608
	CDMA2000 BC1	RC3 SO32 (F+SCH)	Back	5	-	Reduced	1175	1908.75	16.94	18.00	1.276	-0.05	0.934	1.192
55	CDMA2000 BC1	RC3 SO32 (F+SCH)	Back	5	-	Reduced	25	1851.25	16.77	18.00	1.327	0.01	1.000	**1.327**
	CDMA2000 BC1	RC3 SO32 (F+SCH)	Back	5	-	Reduced	600	1880	16.73	18.00	1.340	-0.08	0.981	1.314
	CDMA2000 BC1	RC3 SO32 (F+SCH)	Back	5	Headset	Reduced	25	1851.25	16.77	18.00	1.327	0.02	0.838	1.112

<FDD LTE SAR>

Plot No.	Band	BW (MHz)	Modulation	RB Size	RB Offset	Test Position	Gap (mm)	Headset	Power Mode	Ch.	Freq. (MHz)	Average Power (dBm)	Tune-Up Limit (dBm)	Tune-up Scaling Factor	Power Drift (dB)	Measured 1g SAR (W/kg)	Reported 1g SAR (W/kg)
	LTE Band 71	20M	QPSK	1	0	Front	5	-	Full	133322	683	23.37	24.00	1.156	0.05	0.380	0.439
	LTE Band 71	20M	QPSK	50	0	Front	5	-	Full	133322	683	22.33	23.00	1.167	0.02	0.227	0.265
56	LTE Band 71	20M	QPSK	1	0	Back	5	-	Full	133322	683	23.37	24.00	1.156	0.01	0.588	**0.680**
	LTE Band 71	20M	QPSK	50	0	Back	5	-	Full	133322	683	22.33	23.00	1.167	0.06	0.457	0.533
	LTE Band 12	10M	QPSK	1	0	Front	5	-	Full	23095	707.5	23.14	24.00	1.219	0.05	0.578	0.705
	LTE Band 12	10M	QPSK	25	0	Front	5	-	Full	23095	707.5	22.26	23.00	1.186	0.02	0.323	0.383
57	LTE Band 12	10M	QPSK	1	0	Back	5	-	Full	23095	707.5	23.14	24.00	1.219	0.1	0.818	**0.997**
	LTE Band 12	10M	QPSK	25	0	Back	5	-	Full	23095	707.5	22.26	23.00	1.186	0.06	0.459	0.544
	LTE Band 12	10M	QPSK	50	0	Back	5	-	Full	23095	707.5	22.13	23.00	1.222	0.1	0.458	0.560
	LTE Band 13	10M	QPSK	1	0	Front	5	-	Full	23230	782	23.08	24.00	1.236	0.03	0.545	0.674
	LTE Band 13	10M	QPSK	25	0	Front	5	-	Full	23230	782	22.16	23.00	1.213	0.02	0.434	0.527
58	LTE Band 13	10M	QPSK	1	0	Back	5	-	Full	23230	782	23.08	24.00	1.236	0.03	0.805	**0.995**
	LTE Band 13	10M	QPSK	25	0	Back	5	-	Full	23230	782	22.16	23.00	1.213	0.04	0.526	0.638
	LTE Band 13	10M	QPSK	50	0	Back	5	-	Full	23230	782	22.13	23.00	1.222	0.08	0.490	0.599
	LTE Band 14	10M	QPSK	1	0	Front	5	-	Full	23330	793	23.06	24.00	1.242	-0.03	0.543	0.674
	LTE Band 14	10M	QPSK	25	0	Front	5	-	Full	23330	793	22.09	23.00	1.233	0.03	0.432	0.533
59	LTE Band 14	10M	QPSK	1	0	Back	5	-	Full	23330	793	23.06	24.00	1.242	-0.02	0.685	**0.851**
	LTE Band 14	10M	QPSK	25	0	Back	5	-	Full	23330	793	22.09	23.00	1.233	0.01	0.484	0.597
	LTE Band 14	10M	QPSK	50	0	Back	5	-	Full	23330	793	22.09	23.00	1.233	-0.07	0.461	0.568
	LTE Band 26	15M	QPSK	1	37	Front	5	-	Full	26865	831.5	23.03	24.00	1.250	0.03	0.762	0.953
	LTE Band 26	15M	QPSK	36	0	Front	5	-	Full	26865	831.5	22.09	23.00	1.233	0.01	0.444	0.547
	LTE Band 26	15M	QPSK	75	0	Front	5	-	Full	26865	831.5	22.03	23.00	1.250	0.03	0.446	0.558
	LTE Band 26	15M	QPSK	1	37	Back	5	-	Full	26865	831.5	23.03	24.00	1.250	0.03	0.961	1.201
	LTE Band 5	10M	QPSK	1	0	Back	5		Full	20476+ 20575	831.6+ 841.5	23.02	24.00	1.253	-0.06	0.805	1.009
	LTE Band 26	15M	QPSK	36	0	Back	5	-	Full	26865	831.5	22.09	23.00	1.233	0.01	0.592	0.730
	LTE Band 26	15M	QPSK	75	0	Back	5	-	Full	26865	831.5	22.03	23.00	1.250	0.03	0.587	0.734
60	LTE Band 26	15M	QPSK	1	37	Back	5	Headset	Full	26865	831.5	23.03	24.00	1.250	-0.18	1.030	**1.288**
	LTE Band 5	10M	QPSK	1	0	Back	5	Headset	Full	20476+ 20575	831.6+ 841.5	23.02	24.00	1.253	-0.12	0.788	0.987
	LTE Band 66	20M	QPSK	1	0	Front	5	-	Reduced	132322	1745	15.95	16.50	1.135	0.05	0.546	0.620
	LTE Band 66	20M	QPSK	50	0	Front	5	-	Reduced	132322	1745	15.70	16.50	1.202	0.03	0.573	0.689
	LTE Band 66	20M	QPSK	1	0	Back	5	-	Reduced	132322	1745	15.95	16.50	1.135	0.01	0.966	1.096
	LTE Band 66	20M	QPSK	1	0	Back	5	-	Reduced	132072	1720	15.84	16.50	1.164	0.17	0.946	1.101
	LTE Band 66	20M	QPSK	1	0	Back	5	-	Reduced	132572	1770	15.94	16.50	1.138	0.01	0.993	1.130
	LTE Band 66	20M	QPSK	50	0	Back	5	-	Reduced	132322	1745	15.70	16.50	1.202	0.06	0.949	1.141
	LTE Band 66	20M	QPSK	50	0	Back	5	-	Reduced	132072	1720	15.59	16.50	1.233	0.05	0.945	1.165
	LTE Band 66	20M	QPSK	50	0	Back	5	-	Reduced	132572	1770	15.63	16.50	1.222	-0.05	1.080	1.320
	LTE Band 66	20M	QPSK	100	0	Back	5	-	Reduced	132322	1745	15.68	16.50	1.208	0.03	0.976	1.179
61	LTE Band 66	20M	QPSK	50	0	Back	5	Headset	Reduced	132572	1770	15.63	16.50	1.222	-0.08	1.090	**1.332**
	LTE Band 66	20M	QPSK	50	0	Back	5	Headset	Reduced	132322	1720	15.70	16.50	1.202	0.05	0.966	1.161
	LTE Band 66	20M	QPSK	50	0	Back	5	Headset	Reduced	132072	1770	15.59	16.50	1.233	0.01	0.966	1.191

Plot No.	Band	BW (MHz)	Modulation	RB Size	RB Offset	Test Position	Gap (mm)	Headset	Power Mode	Ch.	Freq. (MHz)	Average Power (dBm)	Tune-Up Limit (dBm)	Tune-up Scaling Factor	Power Drift (dB)	Measured 1g SAR (W/kg)	Reported 1g SAR (W/kg)
	LTE Band 25	20M	QPSK	1	0	Front	5	-	Reduced	26140	1860	16.10	16.50	1.096	0.03	0.628	0.689
	LTE Band 25	20M	QPSK	50	24	Front	5	-	Reduced	26140	1860	15.87	16.50	1.156	0.02	0.593	0.686
	LTE Band 25	20M	QPSK	1	0	Back	5	-	Reduced	26140	1860	16.10	16.50	1.096	0.01	1.020	1.118
	LTE Band 25	20M	QPSK	1	0	Back	5	-	Reduced	26340	1880	15.81	16.50	1.172	0.03	0.947	1.110
62	LTE Band 25	20M	QPSK	1	0	Back	5	-	Reduced	26590	1905	15.76	16.50	1.186	0.03	1.090	**1.292**
	LTE Band 25	20M	QPSK	50	24	Back	5	-	Reduced	26140	1860	15.87	16.50	1.156	0.06	1.010	1.168
	LTE Band 25	20M	QPSK	50	24	Back	5	-	Reduced	26340	1880	15.52	16.50	1.253	-0.02	0.945	1.184
	LTE Band 25	20M	QPSK	50	24	Back	5	-	Reduced	26590	1905	15.80	16.50	1.175	0.06	1.050	1.234
	LTE Band 25	20M	QPSK	100	0	Back	5	-	Reduced	26140	1860	15.87	16.50	1.156	0.05	0.908	1.050
	LTE Band 25	20M	QPSK	1	0	Back	5	Headset	Reduced	26590	1905	15.76	16.50	1.186	-0.03	1.020	1.209
	LTE Band 30	10M	QPSK	1	0	Front	5	-	Reduced	27710	2310	20.89	22.00	1.291	0.09	0.730	0.943
	LTE Band 30	10M	QPSK	25	0	Front	5	-	Reduced	27710	2310	20.64	22.00	1.368	0.02	0.695	0.951
	LTE Band 30	10M	QPSK	50	0	Front	5	-	Reduced	27710	2310	20.58	22.00	1.387	-0.02	0.684	0.949
63	LTE Band 30	10M	QPSK	1	0	Back	5	-	Reduced	27710	2310	20.89	22.00	1.291	0.03	0.955	**1.233**
	LTE Band 30	10M	QPSK	25	0	Back	5	-	Reduced	27710	2310	20.64	22.00	1.368	-0.16	0.883	1.208
	LTE Band 30	10M	QPSK	50	0	Back	5	-	Reduced	27710	2310	20.58	22.00	1.387	-0.05	0.876	1.215
	LTE Band 30	10M	QPSK	1	0	Back	5	Headset	Reduced	27710	2310	20.89	22.00	1.291	-0.05	0.942	1.216
	LTE Band 7	20M	QPSK	1	0	Front	5	-	Reduced	20850	2510	20.17	21.00	1.211	0.01	0.572	0.692
	LTE Band 7	20M	QPSK	50	0	Front	5	-	Reduced	20850	2510	20.14	21.00	1.219	0.03	0.579	0.706
	LTE Band 7	20M	QPSK	1	0	Back	5	-	Reduced	20850	2510	20.17	21.00	1.211	0.03	0.946	1.145
	LTE Band 7	20M	QPSK	1	0	Back	5	-	Reduced	21100	2535	20.07	21.00	1.239	-0.04	0.891	1.104
	LTE Band 7	20M	QPSK	1	0	Back	5	-	Reduced	21350	2560	19.96	21.00	1.271	-0.15	1.080	1.372
	LTE Band 7	20M	QPSK	50	0	Back	5	-	Reduced	20850	2510	20.14	21.00	1.219	0.01	0.955	1.164
	LTE Band 7	20M	QPSK	50	0	Back	5	-	Reduced	21100	2535	19.97	21.00	1.268	0.01	0.962	1.219
	LTE Band 7	20M	QPSK	50	0	Back	5	-	Reduced	21350	2560	19.95	21.00	1.274	0.01	1.040	1.324
	LTE Band 7	20M	QPSK	100	0	Back	5	-	Reduced	20850	2510	20.10	21.00	1.230	0.01	0.956	1.176
64	LTE Band 7	20M	QPSK	1	0	Back	5	Headset	Reduced	21350	2560	19.96	21.00	1.271	0.05	1.100	**1.398**
	LTE Band 7	20M	QPSK	1	0	Back	5	Headset	Reduced	21100	2535	20.07	21.00	1.239	0.05	1.030	1.276
	LTE Band 7	20M	QPSK	1	0	Back	5	Headset	Reduced	20850	2510	20.17	21.00	1.211	0.05	1.140	1.380

<TDD LTE SAR>

Plot No.	Band	BW (MHz)	Modulation	RB Size	RB Offset	Test Position	Gap (mm)	Headset	Power Mode	Power Class	Ch.	Freq. (MHz)	Average Power (dBm)	Tune-Up Limit (dBm)	Tune-up Scaling Factor	Duty Cycle %	Duty Cycle Scaling Factor	Power Drift (dB)	Measured 1g SAR (W/kg)	Reported 1g SAR (W/kg)
	LTE Band 41	20M	QPSK	1	0	Front	5	-	Reduced	3	40620	2593	23.36	23.50	1.033	62.9	1.006	0.06	0.726	0.754
	LTE Band 41	20M	QPSK	1	0	Front	5	-	Reduced	3	39750	2506	23.30	23.50	1.047	62.9	1.006	-0.07	0.628	0.662
	LTE Band 41	20M	QPSK	1	0	Front	5	-	Reduced	3	40185	2549.5	23.25	23.50	1.059	62.9	1.006	-0.07	0.674	0.718
	LTE Band 41	20M	QPSK	1	0	Front	5	-	Reduced	3	41055	2636.5	23.25	23.50	1.059	62.9	1.006	0.02	0.754	0.803
	LTE Band 41	20M	QPSK	1	0	Front	5	-	Reduced	3	41490	2680	23.25	23.50	1.059	62.9	1.006	-0.01	0.721	0.768
	LTE Band 41	20M	QPSK	50	0	Front	5	-	Reduced	3	40620	2593	22.37	23.00	1.156	62.9	1.006	0.02	0.387	0.450
	LTE Band 41	20M	QPSK	100	0	Front	5	-	Reduced	3	40620	2593	22.28	23.00	1.180	62.9	1.006	-0.05	0.379	0.450
	LTE Band 41	20M	QPSK	1	0	Back	5	-	Reduced	3	40620	2593	23.36	23.50	1.033	62.9	1.006	0.05	1.150	1.195
	LTE Band 41	20M	QPSK	1	0	Back	5	-	Reduced	3	39750	2506	23.30	23.50	1.047	62.9	1.006	-0.07	0.954	1.005
	LTE Band 41	20M	QPSK	1	0	Back	5	-	Reduced	3	40185	2549.5	23.25	23.50	1.059	62.9	1.006	0.03	1.010	1.076
	LTE Band 41	20M	QPSK	1	0	Back	5	-	Reduced	3	41055	2636.5	23.25	23.50	1.059	62.9	1.006	0.02	1.170	1.247
65	LTE Band 41	20M	QPSK	1	0	Back	5	-	Reduced	3	41490	2680	23.25	23.50	1.059	62.9	1.006	0.02	1.200	**1.279**
	LTE Band 41	20M	QPSK	1	0	Back	5	-	Reduced	3	41490+ 41292	2680+ 2660.2	22.91	23.50	1.146	62.9	1.006	-0.08	1.030	1.187
	LTE Band 41	20M	QPSK	50	0	Back	5	-	Reduced	3	40620	2593	22.37	23.00	1.156	62.9	1.006	0.06	0.611	0.711
	LTE Band 41	20M	QPSK	50	0	Back	5	-	Reduced	3	39750	2506	22.26	23.00	1.186	62.9	1.006	-0.07	0.542	0.647
	LTE Band 41	20M	QPSK	50	0	Back	5	-	Reduced	3	40185	2549.5	22.09	23.00	1.233	62.9	1.006	0.03	0.567	0.703
	LTE Band 41	20M	QPSK	50	0	Back	5	-	Reduced	3	41055	2636.5	22.11	23.00	1.227	62.9	1.006	0.02	0.642	0.793
	LTE Band 41	20M	QPSK	50	0	Back	5	-	Reduced	3	41490	2680	22.07	23.00	1.239	62.9	1.006	0.02	0.635	0.791
	LTE Band 41	20M	QPSK	100	0	Back	5	-	Reduced	3	40620	2593	22.28	23.00	1.180	62.9	1.006	0.03	0.638	0.758
	LTE Band 41	20M	QPSK	1	0	Back	5	Headset	Reduced	3	41490	2680	23.25	23.50	1.059	62.9	1.006	-0.09	0.769	0.819
	LTE Band 41	20M	QPSK	1	0	Front	5	-	Reduced	2	40620	2593	23.23	23.50	1.064	42.9	1.009	0.01	0.522	0.560
	LTE Band 41	20M	QPSK	50	0	Front	5	-	Reduced	2	40620	2593	23.21	23.50	1.069	42.9	1.009	0.03	0.522	0.563
	LTE Band 41	20M	QPSK	1	0	Back	5	-	Reduced	2	40620	2593	23.23	23.50	1.064	42.9	1.009	0.07	0.843	0.905
	LTE Band 41	20M	QPSK	1	0	Back	5	-	Reduced	2	39750	2506	23.20	23.50	1.072	42.9	1.009	-0.07	0.745	0.805
	LTE Band 41	20M	QPSK	1	0	Back	5	-	Reduced	2	40185	2549.5	23.05	23.50	1.109	42.9	1.009	0.07	0.779	0.872
	LTE Band 41	20M	QPSK	1	0	Back	5	-	Reduced	2	41055	2636.5	23.12	23.50	1.091	42.9	1.009	-0.09	0.888	0.978
	LTE Band 41	20M	QPSK	1	0	Back	5	-	Reduced	2	41490	2680	23.12	23.50	1.091	42.9	1.009	-0.08	0.889	0.979
	LTE Band 41	20M	QPSK	50	0	Back	5	-	Reduced	2	40620	2593	23.21	23.50	1.069	42.9	1.009	0.02	0.851	0.918
	LTE Band 41	20M	QPSK	50	0	Back	5	-	Reduced	2	39750	2506	23.13	23.50	1.089	42.9	1.009	-0.07	0.761	0.836
	LTE Band 41	20M	QPSK	50	0	Back	5	-	Reduced	2	40185	2549.5	23.01	23.50	1.119	42.9	1.009	-0.09	0.788	0.890
66	LTE Band 41	20M	QPSK	50	0	Back	5	-	Reduced	2	41055	2636.5	23.11	23.50	1.094	42.9	1.009	-0.17	0.908	**1.002**
	LTE Band 41	20M	QPSK	50	0	Back	5	-	Reduced	2	41490	2680	23.03	23.50	1.114	42.9	1.009	-0.09	0.883	0.993
	LTE Band 41	20M	QPSK	100	0	Back	5	-	Reduced	2	40620	2593	23.20	23.50	1.072	42.9	1.009	-0.07	0.852	0.921

<WLAN 2.4GHz SAR>

Plot No.	Band	Mode	Test Position	Gap (mm)	Power Mode	Ch.	Freq. (MHz)	Average Power (dBm)	Tune-Up Limit (dBm)	Tune-up Scaling Factor	Duty Cycle %	Duty Cycle Scaling Factor	Power Drift (dB)	Measured 1g SAR (W/kg)	Reported 1g SAR (W/kg)
	WLAN2.4GHz	802.11b 1Mbps	Front	5	Reduced	11	2462	20.46	20.50	1.010	98.95	1.011	0.05	0.891	0.910
	WLAN2.4GHz	802.11b 1Mbps	Front	5	Reduced	1	2412	20.33	20.50	1.040	98.95	1.011	-0.08	0.954	1.003
	WLAN2.4GHz	802.11b 1Mbps	Back	5	Reduced	11	2462	20.46	20.50	1.010	98.95	1.011	-0.05	1.040	1.062
67	WLAN2.4GHz	802.11b 1Mbps	Back	5	Reduced	1	2412	20.33	20.50	1.040	98.95	1.011	-0.18	1.080	**1.135**
	WLAN2.4GHz	802.11b 1Mbps	Back	5	Reduced	6	2437	20.26	20.50	1.057	98.95	1.011	-0.05	0.956	1.021

<WLAN 5GHz SAR>

Plot No.	Band	Mode	Test Position	Gap (mm)	Power Mode	Ch.	Freq. (MHz)	Average Power (dBm)	Tune-Up Limit (dBm)	Tune-up Scaling Factor	Duty Cycle %	Duty Cycle Scaling Factor	Power Drift (dB)	Measured 1g SAR (W/kg)	Reported 1g SAR (W/kg)
	WLAN5.2GHz	802.11n-HT40 MCS0	Front	5	Reduced	46	5230	14.36	15.50	1.300	96.3	1.038	0.02	0.204	0.275
68	WLAN5.2GHz	802.11n-HT40 MCS0	Back	5	Reduced	46	5230	14.36	15.50	1.300	96.3	1.038	0.03	0.872	**1.177**
	WLAN5.2GHz	802.11n-HT40 MCS0	Back	5	Reduced	38	5190	14.26	15.50	1.330	96.3	1.038	0.09	0.612	0.845
	WLAN5.3GHz	802.11n-HT40 MCS0	Front	5	Reduced	62	5310	14.48	15.50	1.265	96.3	1.038	0.03	0.306	0.402
	WLAN5.3GHz	802.11n-HT40 MCS0	Back	5	Reduced	62	5310	14.48	15.50	1.265	96.3	1.038	0.09	0.748	0.982
69	WLAN5.3GHz	802.11n-HT40 MCS0	Back	5	Reduced	54	5270	14.47	15.50	1.268	96.3	1.038	0.01	0.859	**1.130**
	WLAN5.5GHz	802.11n-HT40 MCS0	Front	5	Reduced	134	5670	14.18	15.50	1.355	96.3	1.038	0.06	0.130	0.183
	WLAN5.5GHz	802.11n-HT40 MCS0	Back	5	Reduced	134	5670	14.18	15.50	1.355	96.3	1.038	-0.01	0.634	0.892
	WLAN5.5GHz	802.11n-HT40 MCS0	Back	5	Reduced	102	5510	13.67	15.50	1.524	96.3	1.038	-0.09	0.591	0.935
70	WLAN5.5GHz	802.11n-HT40 MCS0	Back	5	Reduced	110	5550	14.17	15.50	1.358	96.3	1.038	0.03	0.773	**1.090**
	WLAN5.8GHz	802.11a 6Mbps	Front	5	Reduced	157	5785	14.62	15.50	1.225	98.26	1.018	0.03	0.119	0.148
	WLAN5.8GHz	802.11a 6Mbps	Back	5	Reduced	157	5785	14.62	15.50	1.225	98.26	1.018	-0.09	0.655	0.817
71	WLAN5.8GHz	802.11a 6Mbps	Back	5	Reduced	149	5745	14.60	15.50	1.230	98.26	1.018	0.03	0.875	**1.096**
	WLAN5.8GHz	802.11a 6Mbps	Back	5	Reduced	165	5825	14.50	15.50	1.259	98.26	1.018	-0.08	0.627	0.804

<Bluetooth SAR>

Plot No.	Band	Mode	Test Position	Gap (mm)	Ch.	Freq. (MHz)	Average Power (dBm)	Tune-Up Limit (dBm)	Tune-up Scaling Factor	Duty Cycle %	Duty Cycle Scaling Factor	Power Drift (dB)	Measured 1g SAR (W/kg)	Reported 1g SAR (W/kg)
	Bluetooth	1Mbps	Back	5	0	2402	7.67	9.00	1.357	77.39	1.076	0.09	0.047	0.069
	Bluetooth	1Mbps	Back	5	39	2441	7.20	9.00	1.512	77.39	1.076	0.03	0.035	0.056
72	Bluetooth	1Mbps	Back	5	78	2480	7.64	9.00	1.367	77.39	1.076	-0.09	0.054	**0.079**

Based on WLAN2.4GHz and Bluetooth share the same antenna, so Bluetooth RF exposure evaluation chose the worst positon of WLAN 2.4GHz Ant to perform Bluetooth SAR test, and used this Bluetooth SAR value conservatively represent other position do co-located analysis with WWAN.

15.4 Product specific 10g SAR

<GSM SAR>

Plot No.	Band	Mode	Test Position	Gap (mm)	Power Mode	Ch.	Freq. (MHz)	Average Power (dBm)	Tune-Up Limit (dBm)	Tune-up Scaling Factor	Power Drift (dB)	Measured 10g SAR (W/kg)	Reported 10g SAR (W/kg)
	GSM850	GPRS 2 Tx slots	Back	0	Full	128	824.2	31.53	32.50	1.250	0.01	0.920	1.150
	GSM850	GPRS 2 Tx slots	Back	0	Full	189	836.4	31.30	32.50	1.318	-0.01	0.848	1.118
73	GSM850	GPRS 2 Tx slots	Back	0	Full	251	848.8	31.33	32.50	1.309	0.03	1.270	**1.663**
	GSM850	GPRS 2 Tx slots	Bottom Side	0	Full	128	824.2	31.53	32.50	1.250	0.02	0.658	0.823
	GSM1900	GPRS 4 Tx slots	Front	0	Reduced	512	1850.2	24.36	25.00	1.159	0.09	1.660	1.924
	GSM1900	GPRS 4 Tx slots	Back	0	Reduced	512	1850.2	24.36	25.00	1.159	-0.07	2.730	3.163
	GSM1900	GPRS 4 Tx slots	Back	0	Reduced	661	1880	24.26	25.00	1.186	-0.09	2.480	2.941
	GSM1900	GPRS 4 Tx slots	Back	0	Reduced	810	1909.8	24.30	25.00	1.175	-0.07	2.280	2.679
	GSM1900	GPRS 4 Tx slots	Bottom Side	0	Reduced	512	1850.2	24.36	25.00	1.159	0.04	2.550	2.955
74	GSM1900	GPRS 4 Tx slots	Bottom Side	0	Reduced	661	1880	24.26	25.00	1.186	0.07	2.960	**3.510**
	GSM1900	GPRS 4 Tx slots	Bottom Side	0	Reduced	810	1909.8	24.30	25.00	1.175	0.07	2.750	3.231

<WCDMA SAR>

Plot No.	Band	Mode	Test Position	Gap (mm)	Power Mode	Ch.	Freq. (MHz)	Average Power (dBm)	Tune-Up Limit (dBm)	Tune-up Scaling Factor	Power Drift (dB)	Measured 10g SAR (W/kg)	Reported 10g SAR (W/kg)
	WCDMA V	RMC 12.2Kbps	Back	0	Full	4233	846.6	23.46	24.00	1.132	0.01	1.870	2.118
75	WCDMA V	RMC 12.2Kbps	Back	0	Full	4132	826.4	23.42	24.00	1.143	-0.07	2.060	**2.354**
	WCDMA V	RMC 12.2Kbps	Back	0	Full	4182	836.4	23.44	24.00	1.138	0.01	1.970	2.241
	WCDMA V	RMC 12.2Kbps	Bottom Side	0	Full	4233	846.6	23.46	24.00	1.132	-0.02	1.500	1.699
	WCDMA IV	RMC 12.2Kbps	Front	0	Reduced	1513	1752.6	19.92	20.00	1.019	-0.19	1.770	1.803
	WCDMA IV	RMC 12.2Kbps	Back	0	Reduced	1513	1752.6	19.92	20.00	1.019	0.09	2.530	2.577
	WCDMA IV	RMC 12.2Kbps	Back	0	Reduced	1312	1712.4	19.63	20.00	1.089	0.03	2.540	2.766
	WCDMA IV	RMC 12.2Kbps	Back	0	Reduced	1413	1732.6	19.65	20.00	1.084	0.07	2.490	2.699
	WCDMA IV	RMC 12.2Kbps	Bottom Side	0	Reduced	1513	1752.6	19.92	20.00	1.019	0.01	2.760	2.811
	WCDMA IV	RMC 12.2Kbps	Bottom Side	0	Reduced	1312	1712.4	19.63	20.00	1.089	0.01	2.910	3.169
76	WCDMA IV	RMC 12.2Kbps	Bottom Side	0	Reduced	1413	1732.6	19.65	20.00	1.084	0.08	2.970	**3.219**
	WCDMA II	RMC 12.2Kbps	Front	0	Reduced	9262	1852.4	20.28	20.50	1.052	-0.08	1.910	2.009
	WCDMA II	RMC 12.2Kbps	Front	0	Reduced	9400	1880	20.26	20.50	1.057	0.01	1.780	1.881
	WCDMA II	RMC 12.2Kbps	Front	0	Reduced	9538	1907.6	20.07	20.50	1.104	0.02	1.950	2.153
	WCDMA II	RMC 12.2Kbps	Back	0	Reduced	9262	1852.4	20.28	20.50	1.052	0.09	2.470	2.598
	WCDMA II	RMC 12.2Kbps	Back	0	Reduced	9400	1880	20.26	20.50	1.057	0.01	2.260	2.388
	WCDMA II	RMC 12.2Kbps	Back	0	Reduced	9538	1907.6	20.07	20.50	1.104	0.02	2.300	2.539
	WCDMA II	RMC 12.2Kbps	Bottom Side	0	Reduced	9262	1852.4	20.28	20.50	1.052	0.02	2.840	2.988
77	WCDMA II	RMC 12.2Kbps	Bottom Side	0	Reduced	9400	1880	20.26	20.50	1.057	0.03	3.310	**3.498**
	WCDMA II	RMC 12.2Kbps	Bottom Side	0	Reduced	9538	1907.6	20.07	20.50	1.104	0.09	2.970	3.279

<CDMA SAR>

Plot No.	Band	Mode	Test Position	Gap (mm)	Power Mode	Ch.	Freq. (MHz)	Average Power (dBm)	Tune-Up Limit (dBm)	Tune-up Scaling Factor	Power Drift (dB)	Measured 10g SAR (W/kg)	Reported 10g SAR (W/kg)
	CDMA2000 BC10	RTAP 153.6Kbps	Back	0	Full	580	820.5	24.39	25.00	1.151	0.03	1.580	1.818
	CDMA2000 BC10	RTAP 153.6Kbps	Back	0	Full	476	817.9	24.32	25.00	1.169	0.02	1.900	2.222
78	CDMA2000 BC10	RTAP 153.6Kbps	Back	0	Full	684	823.1	24.36	25.00	1.159	0.18	2.000	**2.318**
	CDMA2000 BC0	RTAP 153.6Kbps	Back	0	Full	1013	824.7	24.40	25.00	1.148	0.01	1.540	1.768
	CDMA2000 BC0	RTAP 153.6Kbps	Back	0	Full	384	836.52	24.36	25.00	1.159	0.02	1.850	2.144
79	CDMA2000 BC0	RTAP 153.6Kbps	Back	0	Full	777	848.31	24.35	25.00	1.161	0.17	1.900	**2.207**
	CDMA2000 BC1	RTAP 153.6Kbps	Front	0	Reduced	1175	1908.75	21.76	22.00	1.057	0.01	2.070	2.188
	CDMA2000 BC1	RTAP 153.6Kbps	Front	0	Reduced	25	1851.25	21.64	22.00	1.086	0.09	2.050	2.227
	CDMA2000 BC1	RTAP 153.6Kbps	Front	0	Reduced	600	1880	21.57	22.00	1.104	-0.05	1.870	2.065
	CDMA2000 BC1	RTAP 153.6Kbps	Back	0	Reduced	1175	1908.75	21.76	22.00	1.057	-0.04	2.610	2.758
	CDMA2000 BC1	RTAP 153.6Kbps	Back	0	Reduced	25	1851.25	21.64	22.00	1.086	0.01	2.630	2.857
	CDMA2000 BC1	RTAP 153.6Kbps	Back	0	Reduced	600	1880	21.57	22.00	1.104	0.02	2.420	2.672
	CDMA2000 BC1	RTAP 153.6Kbps	Bottom Side	0	Reduced	1175	1908.75	21.76	22.00	1.057	0.07	3.270	3.456
80	CDMA2000 BC1	RTAP 153.6Kbps	Bottom Side	0	Reduced	25	1851.25	21.64	22.00	1.086	0.05	3.210	**3.487**
	CDMA2000 BC1	RTAP 153.6Kbps	Bottom Side	0	Reduced	600	1880	21.57	22.00	1.104	-0.06	2.930	3.235

<FDD LTE SAR>

Plot No.	Band	BW (MHz)	Modulation	RB Size	RB Offset	Test Position	Gap (mm)	Power Mode	Ch.	Freq. (MHz)	Average Power (dBm)	Tune-Up Limit (dBm)	Tune-up Scaling Factor	Power Drift (dB)	Measured 10g SAR (W/kg)	Reported 10g SAR (W/kg)
81	LTE Band 26	15M	QPSK	1	37	Back	0	Full	26865	831.5	23.03	24.00	1.250	0.01	1.620	**2.025**
	LTE Band 5	10M	QPSK	1	0	Back	0	Full	20476+ 20575	831.6+ 841.5	23.02	24.00	1.253	-0.12	1.320	1.654
	LTE Band 26	15M	QPSK	36	0	Back	0	Full	26865	831.5	22.09	23.00	1.233	0.04	0.928	1.144
	LTE Band 26	15M	QPSK	75	0	Back	0	Full	26865	831.5	22.03	23.00	1.250	0.03	0.897	1.121
	LTE Band 66	20M	QPSK	1	0	Front	0	Reduced	132322	1745	19.98	20.00	1.005	0.05	1.780	1.788
	LTE Band 66	20M	QPSK	50	0	Front	0	Reduced	132322	1745	19.97	20.00	1.007	0.03	1.670	1.682
	LTE Band 66	20M	QPSK	1	0	Back	0	Reduced	132322	1745	19.98	20.00	1.005	0.07	2.700	2.712
	LTE Band 66	20M	QPSK	1	0	Back	0	Reduced	132072	1720	19.92	20.00	1.019	-0.01	2.520	2.567
	LTE Band 66	20M	QPSK	1	0	Back	0	Reduced	132572	1770	19.88	20.00	1.028	0.08	2.650	2.724
	LTE Band 66	20M	QPSK	50	0	Back	0	Reduced	132322	1745	19.97	20.00	1.007	0.02	2.750	2.769
	LTE Band 66	20M	QPSK	50	0	Back	0	Reduced	132072	1720	19.87	20.00	1.030	0.08	2.650	2.731
	LTE Band 66	20M	QPSK	50	0	Back	0	Reduced	132572	1770	19.89	20.00	1.026	0.09	2.920	2.995
	LTE Band 66	20M	QPSK	100	0	Back	0	Reduced	132322	1745	19.95	20.00	1.012	0.04	2.750	2.782
	LTE Band 66	20M	QPSK	1	0	Bottom Side	0	Reduced	132322	1745	19.98	20.00	1.005	0.07	3.160	3.175
	LTE Band 66	20M	QPSK	1	0	Bottom Side	0	Reduced	132072	1720	19.92	20.00	1.019	0.09	2.820	2.872
	LTE Band 66	20M	QPSK	1	0	Bottom Side	0	Reduced	132572	1770	19.88	20.00	1.028	0.02	2.990	3.074
	LTE Band 66	20M	QPSK	50	0	Bottom Side	0	Reduced	132322	1745	19.97	20.00	1.007	0.08	2.990	3.011
	LTE Band 66	20M	QPSK	50	0	Bottom Side	0	Reduced	132072	1720	19.87	20.00	1.030	0.01	2.830	2.916
	LTE Band 66	20M	QPSK	50	0	Bottom Side	0	Reduced	132572	1770	19.89	20.00	1.026	0.08	3.030	3.108
82	LTE Band 66	20M	QPSK	100	0	Bottom Side	0	Reduced	132322	1745	19.95	20.00	1.012	0.07	3.230	**3.267**
	LTE Band 25	20M	QPSK	1	0	Front	0	Reduced	26140	1860	19.97	20.50	1.130	0.03	1.880	2.124
	LTE Band 25	20M	QPSK	1	0	Front	0	Reduced	26340	1880	19.81	20.50	1.172	0	1.800	2.110
	LTE Band 25	20M	QPSK	1	0	Front	0	Reduced	26590	1905	19.51	20.50	1.256	-0.03	1.850	2.324
	LTE Band 25	20M	QPSK	50	24	Front	0	Reduced	26140	1860	19.69	20.50	1.205	0.02	1.760	2.121
	LTE Band 25	20M	QPSK	50	24	Front	0	Reduced	26340	1880	19.63	20.50	1.222	0.06	1.700	2.077
	LTE Band 25	20M	QPSK	50	24	Front	0	Reduced	26590	1905	19.64	20.50	1.219	-0.01	1.840	2.243
	LTE Band 25	20M	QPSK	100	0	Front	0	Reduced	26140	1860	19.66	20.50	1.213	-0.09	1.760	2.136
	LTE Band 25	20M	QPSK	1	0	Back	0	Reduced	26140	1860	19.97	20.50	1.130	-0.02	2.390	2.700
	LTE Band 25	20M	QPSK	1	0	Back	0	Reduced	26340	1880	19.81	20.50	1.172	0.06	2.090	2.450
	LTE Band 25	20M	QPSK	1	0	Back	0	Reduced	26590	1905	19.51	20.50	1.256	-0.03	2.270	2.851
	LTE Band 25	20M	QPSK	50	24	Back	0	Reduced	26140	1860	19.69	20.50	1.205	-0.02	2.260	2.723
	LTE Band 25	20M	QPSK	50	24	Back	0	Reduced	26340	1880	19.63	20.50	1.222	0.06	2.150	2.627
	LTE Band 25	20M	QPSK	50	24	Back	0	Reduced	26590	1905	19.64	20.50	1.219	-0.03	2.270	2.767
	LTE Band 25	20M	QPSK	100	0	Back	0	Reduced	26140	1860	19.66	20.50	1.213	-0.02	2.220	2.694
	LTE Band 25	20M	QPSK	1	0	Bottom Side	0	Reduced	26140	1860	19.97	20.50	1.130	0.03	2.940	3.322
	LTE Band 25	20M	QPSK	1	0	Bottom Side	0	Reduced	26340	1880	19.81	20.50	1.172	0.01	2.600	3.048
	LTE Band 25	20M	QPSK	1	0	Bottom Side	0	Reduced	26590	1905	19.51	20.50	1.256	0.19	2.710	3.404
	LTE Band 25	20M	QPSK	50	24	Bottom Side	0	Reduced	26140	1860	19.69	20.50	1.205	0.1	2.800	3.374
	LTE Band 25	20M	QPSK	50	24	Bottom Side	0	Reduced	26340	1880	19.63	20.50	1.222	0.01	2.750	3.360
83	LTE Band 25	20M	QPSK	50	24	Bottom Side	0	Reduced	26590	1905	19.64	20.50	1.219	0.02	2.840	**3.462**
	LTE Band 25	20M	QPSK	100	0	Bottom Side	0	Reduced	26140	1860	19.66	20.50	1.213	0.17	2.800	3.397

Plot No.	Band	BW (MHz)	Modulation	RB Size	RB Offset	Test Position	Gap (mm)	Power Mode	Ch.	Freq. (MHz)	Average Power (dBm)	Tune-Up Limit (dBm)	Tune-up Scaling Factor	Power Drift (dB)	Measured 10g SAR (W/kg)	Reported 10g SAR (W/kg)
84	LTE Band 30	10M	QPSK	1	0	Back	0	Reduced	27710	2310	22.62	23.00	1.091	-0.02	2.880	**3.143**
	LTE Band 30	10M	QPSK	25	0	Back	0	Reduced	27710	2310	22.61	23.00	1.094	0.06	2.030	2.221
	LTE Band 30	10M	QPSK	50	0	Back	0	Reduced	27710	2310	22.54	23.00	1.112	-0.04	2.060	2.290
	LTE Band 30	10M	QPSK	1	0	Bottom Side	0	Reduced	27710	2310	22.62	23.00	1.091	0.19	1.480	1.615
	LTE Band 30	10M	QPSK	25	0	Bottom Side	0	Reduced	27710	2310	22.61	23.00	1.094	0.06	1.110	1.214
	LTE Band 7	20M	QPSK	1	0	Back	0	Reduced	20850	2510	22.05	22.50	1.109	-0.07	2.200	2.440
	LTE Band 7	20M	QPSK	1	0	Back	0	Reduced	21100	2535	21.95	22.50	1.135	0.01	2.770	3.144
85	LTE Band 7	20M	QPSK	1	0	Back	0	Reduced	21350	2560	22.02	22.50	1.117	0.03	2.900	**3.239**
	LTE Band 7	20M	QPSK	50	0	Back	0	Reduced	20850	2510	22.04	22.50	1.112	-0.01	2.000	2.223
	LTE Band 7	20M	QPSK	50	0	Back	0	Reduced	21100	2535	21.91	22.50	1.146	0.08	2.050	2.348
	LTE Band 7	20M	QPSK	50	0	Back	0	Reduced	21350	2560	21.92	22.50	1.143	-0.05	2.010	2.297
	LTE Band 7	20M	QPSK	100	0	Back	0	Reduced	20850	2510	21.95	22.50	1.135	0.03	2.060	2.338
	LTE Band 7	20M	QPSK	1	0	Bottom Side	0	Reduced	20850	2510	22.05	22.50	1.109	0.06	1.820	2.019
	LTE Band 7	20M	QPSK	1	0	Bottom Side	0	Reduced	21100	2535	21.95	22.50	1.135	0.03	1.870	2.122
	LTE Band 7	20M	QPSK	1	0	Bottom Side	0	Reduced	21350	2560	22.02	22.50	1.117	-0.06	2.490	2.781
	LTE Band 7	20M	QPSK	50	0	Bottom Side	0	Reduced	20850	2510	22.04	22.50	1.112	0.01	1.390	1.545
	LTE Band 7	20M	QPSK	100	0	Bottom Side	0	Reduced	20850	2510	21.95	22.50	1.135	0.03	1.560	1.771

<TDD LTE SAR>

Plot No.	Band	BW (MHz)	Modulation	RB Size	RB Offset	Test Position	Gap (mm)	Power Mode	Power Class	Ch.	Freq. (MHz)	Average Power (dBm)	Tune-Up Limit (dBm)	Tune-up Scaling Factor	Duty Cycle %	Duty Cycle Scaling Factor	Power Drift (dB)	Measured 10g SAR (W/kg)	Reported 10g SAR (W/kg)
	LTE Band 41	20M	QPSK	1	0	Back	0	Full	3	40620	2593	23.74	24.00	1.062	62.9	1.006	0.06	1.940	2.072
	LTE Band 41	20M	QPSK	1	0	Back	0	Full	3	39750	2506	23.55	24.00	1.109	62.9	1.006	-0.09	2.200	2.455
	LTE Band 41	20M	QPSK	1	0	Back	0	Full	3	40185	2549.5	23.50	24.00	1.122	62.9	1.006	-0.02	2.310	2.607
86	LTE Band 41	20M	QPSK	1	0	Back	0	Full	3	41055	2636.5	23.54	24.00	1.112	62.9	1.006	0.02	2.410	**2.695**
	LTE Band 41	20M	QPSK	1	0	Back	0	Full	3	41055+ 40857	2636.5+ 2616.7	23.63	24.00	1.089	62.9	1.006	-0.01	2.050	2.246
	LTE Band 41	20M	QPSK	1	0	Back	0	Full	3	41490	2680	23.64	24.00	1.086	62.9	1.006	-0.03	2.010	2.197
	LTE Band 41	20M	QPSK	50	0	Back	0	Full	3	40620	2593	22.64	23.00	1.086	62.9	1.006	0.01	1.270	1.388
	LTE Band 41	20M	QPSK	100	0	Back	0	Full	3	40620	2593	22.59	23.00	1.099	62.9	1.006	0.05	1.250	1.382
	LTE Band 41	20M	QPSK	1	0	Front	0	Full	2	40620	2593	26.48	27.00	1.127	42.9	1.009	0.01	1.910	2.172
	LTE Band 41	20M	QPSK	1	0	Front	0	Full	2	39750	2506	26.22	27.00	1.197	42.9	1.009	0.03	1.890	2.282
	LTE Band 41	20M	QPSK	1	0	Front	0	Full	2	40185	2549.5	26.26	27.00	1.186	42.9	1.009	0.06	1.920	2.297
	LTE Band 41	20M	QPSK	1	0	Front	0	Full	2	41055	2636.5	26.43	27.00	1.140	42.9	1.009	0.06	1.650	1.898
	LTE Band 41	20M	QPSK	1	0	Front	0	Full	2	41490	2680	26.47	27.00	1.130	42.9	1.009	0.03	1.120	1.277
	LTE Band 41	20M	QPSK	50	0	Front	0	Full	2	40620	2593	25.53	26.00	1.114	42.9	1.009	0.03	1.240	1.394
	LTE Band 41	20M	QPSK	100	0	Front	0	Full	2	40620	2593	25.50	26.00	1.122	42.9	1.009	0.03	1.230	1.393
	LTE Band 41	20M	QPSK	1	0	Back	0	Full	2	40620	2593	26.48	27.00	1.127	42.9	1.009	-0.05	2.100	2.388
	LTE Band 41	20M	QPSK	1	0	Back	0	Full	2	39750	2506	26.22	27.00	1.197	42.9	1.009	-0.15	1.970	2.379
	LTE Band 41	20M	QPSK	1	0	Back	0	Full	2	40185	2549.5	26.26	27.00	1.186	42.9	1.009	0.02	1.960	2.345
	LTE Band 41	20M	QPSK	1	0	Back	0	Full	2	41055	2636.5	26.43	27.00	1.140	42.9	1.009	-0.04	2.200	2.531
	LTE Band 41	20M	QPSK	1	0	Back	0	Full	2	41490	2680	26.47	27.00	1.130	42.9	1.009	0.06	1.820	2.075
	LTE Band 41	20M	QPSK	50	0	Back	0	Full	2	40620	2593	25.53	26.00	1.114	42.9	1.009	-0.05	1.160	1.304
	LTE Band 41	20M	QPSK	100	0	Back	0	Full	2	40620	2593	25.50	26.00	1.122	42.9	1.009	-0.03	1.160	1.313
	LTE Band 41	20M	QPSK	1	0	Bottom Side	0	Full	2	40620	2593	26.48	27.00	1.127	42.9	1.009	-0.03	2.350	2.673
	LTE Band 41	20M	QPSK	1	0	Bottom Side	0	Full	2	39750	2506	26.22	27.00	1.197	42.9	1.009	0.05	2.270	2.741
87	LTE Band 41	20M	QPSK	1	0	Bottom Side	0	Full	2	40185	2549.5	26.26	27.00	1.186	42.9	1.009	0.06	2.560	**3.063**
	LTE Band 41	20M	QPSK	1	0	Bottom Side	0	Full	2	41055	2636.5	26.43	27.00	1.140	42.9	1.009	0.01	2.100	2.416
	LTE Band 41	20M	QPSK	1	0	Bottom Side	0	Full	2	41490	2680	26.47	27.00	1.130	42.9	1.009	0.03	1.420	1.619
	LTE Band 41	20M	QPSK	50	0	Bottom Side	0	Full	2	40620	2593	25.53	26.00	1.114	42.9	1.009	-0.03	1.290	1.450
	LTE Band 41	20M	QPSK	100	0	Bottom Side	0	Full	2	40620	2593	25.50	26.00	1.122	42.9	1.009	0.03	1.230	1.393

<WLAN 2.4GHz SAR>

Plot No.	Band	Mode	Test Position	Gap (mm)	Power Mode	Ch.	Freq. (MHz)	Average Power (dBm)	Tune-Up Limit (dBm)	Tune-up Scaling Factor	Duty Cycle %	Duty Cycle Scaling Factor	Power Drift (dB)	Measured 10g SAR (W/kg)	Reported 10g SAR (W/kg)
	WLAN2.4GHz	802.11b 1Mbps	Front	0	Full	11	2462	20.92	22.50	1.439	98.95	1.011	0.06	1.380	2.007
	WLAN2.4GHz	802.11b 1Mbps	Back	0	Full	11	2462	20.92	22.50	1.439	98.95	1.011	0.09	1.170	1.702
	WLAN2.4GHz	802.11b 1Mbps	Right Side	0	Full	11	2462	20.92	22.50	1.439	98.95	1.011	0.03	0.801	1.165
	WLAN2.4GHz	802.11b 1Mbps	Top Side	0	Full	11	2462	20.92	22.50	1.439	98.95	1.011	0.01	1.130	1.644
88	WLAN2.4GHz	802.11b 1Mbps	Front	0	Full	1	2412	20.78	22.50	1.486	98.95	1.011	0.02	1.400	**2.103**
	WLAN2.4GHz	802.11b 1Mbps	Front	0	Full	6	2437	20.84	22.50	1.466	98.95	1.011	0.03	1.330	1.971

<WLAN 5GHz SAR>

Plot No.	Band	Mode	Test Position	Gap (mm)	Power Mode	Ch.	Freq. (MHz)	Average Power (dBm)	Tune-Up Limit (dBm)	Tune-up Scaling Factor	Duty Cycle %	Duty Cycle Scaling Factor	Power Drift (dB)	Measured 10g SAR (W/kg)	Reported 10g SAR (W/kg)
	WLAN5.2GHz	802.11n-HT40 MCS0	Back	0	Full	38	5190	18.40	20.00	1.445	96.3	1.038	0.05	1.510	2.266
89	WLAN5.2GHz	802.11n-HT40 MCS0	Back	0	Full	46	5230	18.06	20.00	1.563	96.3	1.038	-0.03	1.490	**2.418**
	WLAN5.3GHz	802.11n-HT40 MCS0	Front	0	Full	54	5270	19.40	20.00	1.148	96.3	1.038	0.01	0.864	1.030
90	WLAN5.3GHz	802.11n-HT40 MCS0	Back	0	Full	54	5270	19.40	20.00	1.148	96.3	1.038	-0.02	2.440	**2.908**
	WLAN5.3GHz	802.11n-HT40 MCS0	Back	0	Full	62	5310	19.39	20.00	1.151	96.3	1.038	0.06	2.280	2.724
	WLAN5.3GHz	802.11n-HT40 MCS0	Right Side	0	Full	54	5270	19.40	20.00	1.148	96.3	1.038	-0.05	0.262	0.312
	WLAN5.3GHz	802.11n-HT40 MCS0	Top Side	0	Full	54	5270	19.40	20.00	1.148	96.3	1.038	0.01	0.796	0.949
	WLAN5.5GHz	802.11n-HT40 MCS0	Front	0	Full	134	5670	18.89	20.00	1.291	96.3	1.038	0.01	0.647	0.867
91	WLAN5.5GHz	802.11n-HT40 MCS0	Back	0	Full	134	5670	18.89	20.00	1.291	96.3	1.038	-0.01	1.900	**2.547**
	WLAN5.5GHz	802.11n-HT40 MCS0	Right Side	0	Full	134	5670	18.89	20.00	1.291	96.3	1.038	0.07	0.138	0.185
	WLAN5.5GHz	802.11n-HT40 MCS0	Top Side	0	Full	134	5670	18.89	20.00	1.291	96.3	1.038	0.06	0.533	0.714
	WLAN5.5GHz	802.11n-HT40 MCS0	Back	0	Full	102	5510	18.35	20.00	1.462	96.3	1.038	0.01	1.530	2.322
	WLAN5.5GHz	802.11n-HT40 MCS0	Back	0	Full	110	5550	18.02	20.00	1.578	96.3	1.038	0.03	1.530	2.505
92	WLAN5.8GHz	802.11a 6Mbps	Back	0	Full	165	5825	19.52	20.00	1.117	98.26	1.018	0.03	2.490	**2.831**
	WLAN5.8GHz	802.11a 6Mbps	Back	0	Full	149	5745	19.49	20.00	1.125	98.26	1.018	-0.03	2.380	2.725
	WLAN5.8GHz	802.11a 6Mbps	Back	0	Full	157	5785	19.50	20.00	1.122	98.26	1.018	0.01	2.470	2.821

15.5 Repeated SAR Measurement

<1g SAR>

No.	Band	Mode	BW (MHz)	Modulation	RB Size	RB Offset	Test Position	Gap (mm)	Power Mode	Ch.	Freq. (MHz)	Average Power (dBm)	Tune-Up Limit (dBm)	Tune-up Scaling Factor	Duty Cycle %	Duty Cycle Scaling Factor	Power Drift (dB)	Measured 1g SAR (W/kg)	Ratio	Reported 1g SAR (W/kg)
1st	WLAN2.4GHz	802.11b 1Mbps	-	-	-	-	Left Cheek	0	Reduced	1	2412	18.21	18.50	1.069	98.95	1.011	-0.08	1.090	1	1.178
2nd	WLAN2.4GHz	802.11b 1Mbps	-	-	-	-	Left Cheek	0	Reduced	1	2412	18.21	18.50	1.069	98.95	1.011	0.03	1.070	1.019	1.156
1st	WLAN5.3GHz	802.11n-HT40 MCS0	-	-	-	-	Left Tilted	0	Reduced	54	5270	15.31	16.00	1.172	96.3	1.038	0.07	0.961	1	1.169
2nd	WLAN5.3GHz	802.11n-HT40 MCS0	-	-	-	-	Left Tilted	0	Reduced	54	5270	15.31	16.00	1.172	96.3	1.038	0.01	0.958	1.003	1.166
1st	WLAN5.8GHz	802.11a 6Mbps	-	-	-	-	Right Tilted	0	Full	157	5785	19.50	20.00	1.122	98.26	1.018	0.08	1.020	1	1.165
2nd	WLAN5.8GHz	802.11a 6Mbps	-	-	-	-	Right Tilted	0	Full	157	5785	19.50	20.00	1.122	98.26	1.018	-0.02	1.010	1.010	1.154
1st	WCDMA II	RMC 12.2Kbps	-	-	-	-	Bottom Side	5	Reduced	9538	1907.6	15.01	15.50	1.119	-	1.000	0.05	1.160	1	1.299
2nd	WCDMA II	RMC 12.2Kbps	-	-	-	-	Bottom Side	5	Reduced	9538	1907.6	15.01	15.50	1.119	-	1.000	-0.06	1.160	1.000	1.299
1st	CDMA2000 BC0	RTAP 153.6Kbps	-	-	-	-	Back	5	Full	1013	824.7	24.40	25.00	1.148	-	1.000	0.01	1.200	1	1.378
2nd	CDMA2000 BC0	RTAP 153.6Kbps	-	-	-	-	Back	5	Full	1013	824.7	24.40	25.00	1.148	-	1.000	-0.06	1.190	1.008	1.366
1st	LTE Band 12	-	10M	QPSK	1	0	Back	5	Full	23095	707.5	23.14	24.00	1.219	-	1.000	0.1	0.818	1	0.997
2nd	LTE Band 12	-	10M	QPSK	1	0	Back	5	Full	23095	707.5	23.14	24.00	1.219	-	1.000	-0.06	0.813	1.006	0.991
1st	LTE Band 66	-	20M	QPSK	1	0	Bottom Side	5	Reduced	132072	1720	15.84	16.00	1.038	-	1.000	0.05	1.250	1	1.297
2nd	LTE Band 66	-	20M	QPSK	1	0	Bottom Side	5	Reduced	132072	1720	15.84	16.00	1.038	-	1.000	-0.09	1.240	1.008	1.287
1st	LTE Band 30	-	10M	QPSK	1	0	Bottom Side	5	Reduced	27710	2310	20.89	22.00	1.291	-	1.000	0.06	1.080	1	1.395
2nd	LTE Band 30	-	10M	QPSK	1	0	Bottom Side	5	Reduced	27710	2310	20.89	22.00	1.291	-	1.000	-0.05	1.040	1.038	1.343
1st	LTE Band 41 Class 3	-	20M	QPSK	1	0	Back	5	Reduced	41490	2680	23.25	23.50	1.059	62.9	1.006	0.02	1.200	1	1.279
2nd	LTE Band 41 Class 3	-	20M	QPSK	1	0	Back	5	Reduced	41490	2680	23.25	23.50	1.059	62.9	1.006	-0.06	1.190	1.008	1.268
1st	WLAN5.2GHz	802.11n-HT40 MCS0	-	-	-	-	Back	5	Reduced	46	5230	14.36	15.50	1.300	96.3	1.038	0.03	0.872	1	1.177
2nd	WLAN5.2GHz	802.11n-HT40 MCS0	-	-	-	-	Back	5	Reduced	46	5230	14.36	15.50	1.300	96.3	1.038	-0.05	0.872	1.000	1.177

<10g SAR>

No.	Band	Mode	BW (MHz)	Modulation	RB Size	RB Offset	Test Position	Gap (mm)	Power Mode	Ch.	Freq. (MHz)	Average Power (dBm)	Tune-Up Limit (dBm)	Tune-up Scaling Factor	Duty Cycle %	Duty Cycle Scaling Factor	Power Drift (dB)	Measured 10g SAR (W/kg)	Ratio	Reported 10g SAR (W/kg)
1st	WCDMA V	RMC 12.2Kbps	-	-	-	-	Back	0	Full	4132	826.4	23.42	24.00	1.143		1.000	-0.07	2.060	1	2.354
2nd	WCDMA V	RMC 12.2Kbps	-	-	-	-	Back	0	Full	4132	826.4	23.42	24.00	1.143		1.000	0.09	2.050	1.005	2.343
1st	WCDMA II	RMC 12.2Kbps	-	-	-	-	Bottom Side	0	Reduced	9400	1880	20.26	20.50	1.057		1.000	0.03	3.310	1	3.498
2nd	WCDMA II	RMC 12.2Kbps	-	-	-	-	Bottom Side	0	Reduced	9400	1880	20.26	20.50	1.057		1.000	-0.09	3.280	1.009	3.466
1st	LTE Band 66	-	20M	QPSK	100	0	Bottom Side	0	Reduced	132322	1745	19.95	20.00	1.012		1.000	0.07	3.230	1	3.267
2nd	LTE Band 66	-	20M	QPSK	100	0	Bottom Side	0	Reduced	132322	1745	19.95	20.00	1.012		1.000	-0.06	3.200	1.009	3.237
1st	LTE Band 30	-	10M	QPSK	1	0	Back	0	Reduced	27710	2310	22.62	23.00	1.091		1.000	-0.02	2.880	1	3.143
2nd	LTE Band 30	-	10M	QPSK	1	0	Back	0	Reduced	27710	2310	22.62	23.00	1.091		1.000	0.06	2.850	1.011	3.111
1st	LTE Band 7	-	20M	QPSK	1	0	Back	0	Reduced	21350	2560	22.02	22.50	1.117		1.000	0.03	2.900	1	3.239
2nd	LTE Band 7	-	20M	QPSK	1	0	Back	0	Reduced	21350	2560	22.02	22.50	1.117		1.000	0.06	2.880	1.007	3.217
1st	WLAN5.3GHz	802.11n-HT40 MCS0	-	-	-	-	Back	0	Full	54	5270	19.40	20.00	1.148	96.3	1.038	-0.02	2.440	1	2.908
2nd	WLAN5.3GHz	802.11n-HT40 MCS0	-	-	-	-	Back	0	Full	54	5270	19.40	20.00	1.148	96.3	1.038	-0.05	2.410	1.012	2.872
1st	WLAN5.8GHz	802.11a 6Mbps					Back	0	Full	165	5825	19.52	20.00	1.117	98.26	1.018	0.03	2.490	1	2.831
2nd	WLAN5.8GHz	802.11a 6Mbps					Back	0	Full	165	5825	19.52	20.00	1.117	98.26	1.018	-0.08	2.470	1.008	2.808

General Note:

1. Per KDB 865664 D01v01r04, for each frequency band, repeated SAR measurement is required only when the measured SAR is ≥0.8W/kg.
2. Per KDB 865664 D01v01r04, if the ratio among the repeated measurement is ≤ 1.2 and the measured SAR <1.45W/kg, only one repeated measurement is required.
3. Per KDB 865664 D01v01r04, if the extremity repeated SAR is necessary, the same procedures should be adapted for measurements according to extremity and occupational exposure limits by applying a factor of 2.5 for extremity exposure and a factor of 5 for occupational exposure to the corresponding SAR thresholds.
4. The ratio is the difference in percentage between original and repeated *measured SAR*.
5. All measurement SAR result is scaled-up to account for tune-up tolerance and is compliant.

16. Simultaneous Transmission Analysis

No.	Simultaneous Transmission Configurations	Portable Handset			
		Head	Body-worn	Hotspot	Product specific 10g SAR
1.	GSM Voice + WLAN2.4GHz	Yes	Yes		
2.	GPRS/EDGE + WLAN2.4GHz	Yes	Yes	Yes	Yes
3.	WCDMA + WLAN2.4GHz	Yes	Yes	Yes	Yes
4.	LTE + WLAN2.4GHz	Yes	Yes	Yes	Yes
5.	GSM Voice + WLAN5.3/5.5GHz	Yes	Yes		
6.	GPRS/EDGE + WLAN5.3/5.5GHz	Yes	Yes		Yes
7.	WCDMA + WLAN5.3/5.5GHz	Yes	Yes		Yes
8.	LTE + WLAN5.3/5.5GHz	Yes	Yes		Yes
9.	GSM Voice + WLAN5.2/5.8GHz	Yes	Yes		
10.	GPRS/EDGE + WLAN5.2/5.8GHz	Yes	Yes	Yes	Yes
11.	WCDMA + WLAN5.2/5.8GHz	Yes	Yes	Yes	Yes
12.	LTE + WLAN5.2/5.8GHz	Yes	Yes	Yes	Yes
13.	GSM Voice + Bluetooth	Yes	Yes		
14.	GPRS/EDGE + Bluetooth	Yes	Yes	Yes	Yes
15.	WCDMA + Bluetooth	Yes	Yes	Yes	Yes
16.	LTE + Bluetooth	Yes	Yes	Yes	Yes

General Note:

1. This device supports VoIP in GPRS, EGPRS, WCDMA, CDMA and LTE (e.g. for 3rd-party VoIP), LTE supports VoLTE operation.
2. EUT will choose each GSM, CDMA, WCDMA and LTE according to the network signal condition; therefore, they will not operate simultaneously at any moment.
3. This device 2.4GHz WLAN support hotspot operation and Bluetooth support tethering applications.
4. This device 2.4GHz WLAN/ 5.2GHz WLAN/5.8GHz WLAN support hotspot operation, and 5.2GHz WLAN/5.8GHz WLAN supports WLAN Direct (GC/GO), and 5.3GHz / 5.5GHz supports WLAN Direct (GC only).
5. EUT will choose either WLAN 2.4GHz or WLAN 5GHz according to the network signal condition; therefore, 2.4GHz WLAN and 5GHz WLAN will not operate simultaneously at any moment though they have independent antenna.
6. WLAN 2.4GHz and Bluetooth share the same antenna so can't transmit simultaneously.
7. According to the EUT character, WLAN 5GHz and Bluetooth can't transmit simultaneously.
8. Chose the worst zoom scan SAR of WLAN correspondingly for co-located with WWAN analysis.
9. The reported SAR summation is calculated based on the same configuration and test position.
10. Per KDB 447498 D01v06, simultaneous transmission SAR is compliant if,
    i) 1g Scalar SAR summation < 1.6W/kg and 10g Scalar SAR summation < 4.0W/kg.
    ii) SPLSR = (SAR1 + SAR2)^1.5 / (min. separation distance, mm), and the peak separation distance is determined from the square root of [(x1-x2)2 + (y1-y2)2 + (z1-z2)2], where (x1, y1, z1) and (x2, y2, z2) are the coordinates of the extrapolated peak SAR locations in the zoom scan.
    iii) If SPLSR ≤ 0.04 for 1g SAR and SPLSR≤ 0.10 for 10g SAR , simultaneously transmission SAR measurement is not necessary.
    iv) Simultaneously transmission SAR measurement, and the reported multi-band 1g SAR < 1.6W/kg and 10g SAR < 4.0W/kg.
    v) The SPLSR calculated results please refer to section 16.5.

16.1 Head Exposure Conditions

WWAN Band		Exposure Position	1 WWAN 1g SAR (W/kg)	2 2.4GHz WLAN 1g SAR (W/kg)	3 5GHz WLAN 1g SAR (W/kg)	4 Bluetooth 1g SAR (W/kg)	1+2 Summed 1g SAR (W/kg)	1+3 Summed 1g SAR (W/kg)	1+4 Summed 1g SAR (W/kg)
GSM	GSM850	Right Cheek	0.546	0.639	0.933	0.176	1.19	1.48	0.72
		Right Tilted	0.176	0.535	1.165	0.176	0.71	1.34	0.35
		Left Cheek	0.328	1.178	1.155	0.176	1.51	1.48	0.50
		Left Tilted	0.174	1.057	1.169	0.176	1.23	1.34	0.35
	GSM1900	Right Cheek	0.092	0.639	0.933	0.176	0.73	1.03	0.27
		Right Tilted	0.048	0.535	1.165	0.176	0.58	1.21	0.22
		Left Cheek	0.051	1.178	1.155	0.176	1.23	1.21	0.23
		Left Tilted	0.038	1.057	1.169	0.176	1.10	1.21	0.21
WCDMA	WCDMA V	Right Cheek	0.428	0.639	0.933	0.176	1.07	1.36	0.60
		Right Tilted	0.160	0.535	1.165	0.176	0.70	1.33	0.34
		Left Cheek	0.303	1.178	1.155	0.176	1.48	1.46	0.48
		Left Tilted	0.170	1.057	1.169	0.176	1.23	1.34	0.35
	WCDMA IV	Right Cheek	0.187	0.639	0.933	0.176	0.83	1.12	0.36
		Right Tilted	0.060	0.535	1.165	0.176	0.60	1.23	0.24
		Left Cheek	0.150	1.178	1.155	0.176	1.33	1.31	0.33
		Left Tilted	0.151	1.057	1.169	0.176	1.21	1.32	0.33
	WCDMA II	Right Cheek	0.124	0.639	0.933	0.176	0.76	1.06	0.30
		Right Tilted	0.061	0.535	1.165	0.176	0.60	1.23	0.24
		Left Cheek	0.099	1.178	1.155	0.176	1.28	1.25	0.28
		Left Tilted	0.075	1.057	1.169	0.176	1.13	1.24	0.25
CDMA	CDMA2000 BC10	Right Cheek	0.438	0.639	0.933	0.176	1.08	1.37	0.61
		Right Tilted	0.188	0.535	1.165	0.176	0.72	1.35	0.36
		Left Cheek	0.393	1.178	1.155	0.176	**1.57**	**1.55**	0.57
		Left Tilted	0.194	1.057	1.169	0.176	1.25	1.36	0.37
	CDMA2000 BC0	Right Cheek	0.459	0.639	0.933	0.176	1.10	1.39	0.64
		Right Tilted	0.204	0.535	1.165	0.176	0.74	1.37	0.38
		Left Cheek	0.377	1.178	1.155	0.176	1.56	1.53	0.55
		Left Tilted	0.170	1.057	1.169	0.176	1.23	1.34	0.35
	CDMA2000 BC1	Right Cheek	0.117	0.639	0.933	0.176	0.76	1.05	0.29
		Right Tilted	0.047	0.535	1.165	0.176	0.58	1.21	0.22
		Left Cheek	0.108	1.178	1.155	0.176	1.29	1.26	0.28
		Left Tilted	0.089	1.057	1.169	0.176	1.15	1.26	0.27

WWAN Band		Exposure Position	1 WWAN 1g SAR (W/kg)	2 2.4GHz WLAN 1g SAR (W/kg)	3 5GHz WLAN 1g SAR (W/kg)	4 Bluetooth 1g SAR (W/kg)	1+2 Summed 1g SAR (W/kg)	1+3 Summed 1g SAR (W/kg)	1+4 Summed 1g SAR (W/kg)
LTE	LTE Band 71	Right Cheek	0.237	0.639	0.933	0.176	0.88	1.17	0.41
		Right Tilted	0.104	0.535	1.165	0.176	0.64	1.27	0.28
		Left Cheek	0.192	1.178	1.155	0.176	1.37	1.35	0.37
		Left Tilted	0.099	1.057	1.169	0.176	1.16	1.27	0.28
	LTE Band 12	Right Cheek	0.245	0.639	0.933	0.176	0.88	1.18	0.42
		Right Tilted	0.121	0.535	1.165	0.176	0.66	1.29	0.30
		Left Cheek	0.229	1.178	1.155	0.176	1.41	1.38	0.41
		Left Tilted	0.113	1.057	1.169	0.176	1.17	1.28	0.29
	LTE Band 13	Right Cheek	0.311	0.639	0.933	0.176	0.95	1.24	0.49
		Right Tilted	0.148	0.535	1.165	0.176	0.68	1.31	0.32
		Left Cheek	0.336	1.178	1.155	0.176	1.51	1.49	0.51
		Left Tilted	0.189	1.057	1.169	0.176	1.25	1.36	0.37
	LTE Band 14	Right Cheek	0.293	0.639	0.933	0.176	0.93	1.23	0.47
		Right Tilted	0.143	0.535	1.165	0.176	0.68	1.31	0.32
		Left Cheek	0.232	1.178	1.155	0.176	1.41	1.39	0.41
		Left Tilted	0.151	1.057	1.169	0.176	1.21	1.32	0.33
	LTE Band 26	Right Cheek	0.430	0.639	0.933	0.176	1.07	1.36	0.61
		Right Tilted	0.191	0.535	1.165	0.176	0.73	1.36	0.37
		Left Cheek	0.123	1.178	1.155	0.176	1.30	1.28	0.30
		Left Tilted	0.069	1.057	1.169	0.176	1.13	1.24	0.25
	LTE Band 25	Right Cheek	0.110	0.639	0.933	0.176	0.75	1.04	0.29
		Right Tilted	0.071	0.535	1.165	0.176	0.61	1.24	0.25
		Left Cheek	0.120	1.178	1.155	0.176	1.30	1.28	0.30
		Left Tilted	0.071	1.057	1.169	0.176	1.13	1.24	0.25
	LTE Band 30	Right Cheek	0.178	0.639	0.933	0.176	0.82	1.11	0.35
		Right Tilted	0.124	0.535	1.165	0.176	0.66	1.29	0.30
		Left Cheek	0.136	1.178	1.155	0.176	1.31	1.29	0.31
		Left Tilted	0.057	1.057	1.169	0.176	1.11	1.23	0.23
	LTE Band 7	Right Cheek	0.141	0.639	0.933	0.176	0.78	1.07	0.32
		Right Tilted	0.072	0.535	1.165	0.176	0.61	1.24	0.25
		Left Cheek	0.056	1.178	1.155	0.176	1.23	1.21	0.23
		Left Tilted	0.042	1.057	1.169	0.176	1.10	1.21	0.22
	LTE Band 41	Right Cheek	0.054	0.639	0.933	0.176	0.69	0.99	0.23
		Right Tilted	0.078	0.535	1.165	0.176	0.61	1.24	0.25
		Left Cheek	0.049	1.178	1.155	0.176	1.23	1.20	0.23
		Left Tilted	0.026	1.057	1.169	0.176	1.08	1.20	0.20
	LTE Band 66	Right Cheek	0.143	0.639	0.933	0.176	0.78	1.08	0.32
		Right Tilted	0.081	0.535	1.165	0.176	0.62	1.25	0.26
		Left Cheek	0.109	1.178	1.155	0.176	1.29	1.26	0.29
		Left Tilted	0.074	1.057	1.169	0.176	1.13	1.24	0.25

16.2 Hotspot Exposure Conditions

WWAN Band		Exposure Position	1	2	3	4	1+2			1+3			1+4
			WWAN 1g SAR (W/kg)	2.4GHz WLAN 1g SAR (W/kg)	5GHz WLAN 1g SAR (W/kg)	Bluetooth 1g SAR (W/kg)	Summed 1g SAR (W/kg)	Case No	SPLSR	Summed 1g SAR (W/kg)	Case No	SPLSR	Summed 1g SAR (W/kg)
GSM	GSM850	Front	0.933	1.003	0.275	0.079	**1.94**	**#01**	**0.02**	1.21			1.01
		Back	1.289	1.135	1.177	0.079	**2.42**	**#02**	**0.02**	**2.47**	**#03**	**0.03**	1.37
		Left side	0.415				0.42			0.42			0.42
		Right side	0.659	0.787	0.201	0.079	1.45			0.86			0.74
		Top side		1.050	0.421	0.079	1.05			0.42			0.08
		Bottom side	1.192				1.19			1.19			1.19
	GSM1900	Front	0.860	1.003	0.275	0.079	**1.86**	**#04**	**0.02**	1.14			0.94
		Back	1.362	1.135	1.177	0.079	**2.50**	**#05**	**0.03**	**2.54**	**#06**	**0.03**	1.44
		Left side	0.056				0.06			0.06			0.06
		Right side	0.051	0.787	0.201	0.079	0.84			0.25			0.13
		Top side		1.050	0.421	0.079	1.05			0.42			0.08
		Bottom side	1.308				1.31			1.31			1.31
WCDMA	WCDMA V	Front	0.936	1.003	0.275	0.079	**1.94**	**#07**	**0.02**	1.21			1.02
		Back	1.286	1.135	1.177	0.079	**2.42**	**#08**	**0.02**	**2.46**	**#09**	**0.03**	1.37
		Left side	0.352				0.35			0.35			0.35
		Right side	0.697	0.787	0.201	0.079	1.48			0.90			0.78
		Top side		1.050	0.421	0.079	1.05			0.42			0.08
		Bottom side	1.117				1.12			1.12			1.12
	WCDMA IV	Front	0.784	1.003	0.275	0.079	**1.79**	**#10**	**0.02**	1.06			0.86
		Back	1.190	1.135	1.177	0.079	**2.33**	**#11**	**0.02**	**2.37**	**#12**	**0.03**	1.27
		Left side	0.062				0.06			0.06			0.06
		Right side	0.070	0.787	0.201	0.079	0.86			0.27			0.15
		Top side		1.050	0.421	0.079	1.05			0.42			0.08
		Bottom side	1.383				1.38			1.38			1.38
	WCDMA II	Front	0.683	1.003	0.275	0.079	**1.69**	**#13**	**0.01**	0.96			0.76
		Back	1.163	1.135	1.177	0.079	**2.30**	**#14**	**0.02**	**2.34**	**#15**	**0.02**	1.24
		Left side	0.052				0.05			0.05			0.05
		Right side	0.047	0.787	0.201	0.079	0.83			0.25			0.13
		Top side		1.050	0.421	0.079	1.05			0.42			0.08
		Bottom side	1.299				1.30			1.30			1.30
CDMA	CDMA2000 BC10	Front	1.003	1.003	0.275	0.079	**2.01**	**#16**	**0.02**	1.28			1.08
		Back	1.367	1.135	1.177	0.079	**2.50**	**#17**	**0.03**	**2.54**	**#18**	**0.03**	1.45
		Left side	0.483				0.48			0.48			0.48
		Right side	0.735	0.787	0.201	0.079	1.52			0.94			0.81
		Top side		1.050	0.421	0.079	1.05			0.42			0.08
		Bottom side	1.197				1.20			1.20			1.20
	CDMA2000 BC0	Front	1.000	1.003	0.275	0.079	**2.00**	**#19**	**0.02**	1.28			1.08
		Back	1.378	1.135	1.177	0.079	**2.51**	**#20**	**0.03**	**2.56**	**#22**	**0.03**	1.46
		Left side	0.472				0.47			0.47			0.47
		Right side	0.743	0.787	0.201	0.079	1.53			0.94			0.82
		Top side		1.050	0.421	0.079	1.05			0.42			0.08
		Bottom side	1.156				1.16			1.16			1.16
	CDMA2000 BC1	Front	0.428	1.003	0.275	0.079	1.43			0.70			0.51
		Back	0.867	1.135	1.177	0.079	**2.00**	**#23**	**0.02**	**2.04**	**#24**	**0.02**	0.95
		Left side	0.045				0.05			0.05			0.05
		Right side	0.041	0.787	0.201	0.079	0.83			0.24			0.12
		Top side		1.050	0.421	0.079	1.05			0.42			0.08
		Bottom side	1.318				1.32			1.32			1.32

WWAN Band		Exposure Position	1	2	3	4	1+2			1+3			1+4
			WWAN 1g SAR (W/kg)	2.4GHz WLAN 1g SAR (W/kg)	5GHz WLAN 1g SAR (W/kg)	Bluetooth 1g SAR (W/kg)	Summed 1g SAR (W/kg)	Case No	SPLSR	Summed 1g SAR (W/kg)	Case No	SPLSR	Summed 1g SAR (W/kg)
LTE	LTE Band 71	Front	0.439	1.003	0.275	0.079	1.44			0.71			0.52
		Back	0.680	1.135	1.177	0.079	**1.82**	**#25**	**0.02**	**1.86**	**#26**	**0.02**	0.76
		Left side	0.325				0.33			0.33			0.33
		Right side	0.445	0.787	0.201	0.079	1.23			0.65			0.52
		Top side		1.050	0.421	0.079	1.05			0.42			0.08
		Bottom side	0.428				0.43			0.43			0.43
	LTE Band 12	Front	0.705	1.003	0.275	0.079	**1.71**	**#27**	**0.01**	0.98			0.78
		Back	0.997	1.135	1.177	0.079	**2.13**	**#28**	**0.02**	**2.17**	**#29**	**0.02**	1.08
		Left side	0.436				0.44			0.44			0.44
		Right side	0.530	0.787	0.201	0.079	1.32			0.73			0.61
		Top side		1.050	0.421	0.079	1.05			0.42			0.08
		Bottom side	0.707				0.71			0.71			0.71
	LTE Band 13	Front	0.674	1.003	0.275	0.079	**1.68**	**#30**	**0.01**	0.95			0.75
		Back	0.995	1.135	1.177	0.079	**2.13**	**#31**	**0.02**	**2.17**	**#33**	**0.02**	1.07
		Left side	0.570				0.57			0.57			0.57
		Right side	0.808	0.787	0.201	0.079	**1.60**	**#32**	**0.03**	1.01			0.89
		Top side		1.050	0.421	0.079	1.05			0.42			0.08
		Bottom side	0.777				0.78			0.78			0.78
	LTE Band 14	Front	0.674	1.003	0.275	0.079	**1.68**	**#34**	**0.01**	0.95			0.75
		Back	0.851	1.135	1.177	0.079	**1.99**	**#35**	**0.02**	**2.03**	**#37**	**0.02**	0.93
		Left side	0.628				0.63			0.63			0.63
		Right side	0.867	0.787	0.201	0.079	**1.65**	**#36**	**0.03**	1.07			0.95
		Top side		1.050	0.421	0.079	1.05			0.42			0.08
		Bottom side	0.731				0.73			0.73			0.73
	LTE Band 26	Front	0.953	1.003	0.275	0.079	**1.96**	**#38**	**0.02**	1.23			1.03
		Back	1.201	1.135	1.177	0.079	**2.34**	**#39**	**0.02**	**2.38**	**#40**	**0.02**	1.28
		Left side	0.373				0.37			0.37			0.37
		Right side	0.590	0.787	0.201	0.079	1.38			0.79			0.67
		Top side		1.050	0.421	0.079	1.05			0.42			0.08
		Bottom side	1.058				1.06			1.06			1.06
	LTE Band 25	Front	0.689	1.003	0.275	0.079	**1.69**	**#41**	**0.01**	0.96			0.77
		Back	1.292	1.135	1.177	0.079	**2.43**	**#42**	**0.03**	**2.47**	**#43**	**0.03**	1.37
		Left side	0.050				0.05			0.05			0.05
		Right side	0.050	0.787	0.201	0.079	0.84			0.25			0.13
		Top side		1.050	0.421	0.079	1.05			0.42			0.08
		Bottom side	1.298				1.30			1.30			1.30
	LTE Band 30	Front	0.951	1.003	0.275	0.079	**1.95**	**#44**	**0.02**	1.23			1.03
		Back	1.233	1.135	1.177	0.079	**2.37**	**#45**	**0.03**	**2.41**	**#46**	**0.03**	1.31
		Left side	0.426				0.43			0.43			0.43
		Right side		0.787	0.201	0.079	0.79			0.20			0.08
		Top side		1.050	0.421	0.079	1.05			0.42			0.08
		Bottom side	1.395				1.40			1.40			1.40
	LTE Band 7	Front	0.706	1.003	0.275	0.079	**1.71**	**#47**	**0.01**	0.98			0.79
		Back	1.372	1.135	1.177	0.079	**2.51**	**#48**	**0.03**	**2.55**	**#49**	**0.03**	1.45
		Left side	0.389				0.39			0.39			0.39
		Right side		0.787	0.201	0.079	0.79			0.20			0.08
		Top side		1.050	0.421	0.079	1.05			0.42			0.08
		Bottom side	1.019				1.02			1.02			1.02

WWAN Band		Exposure Position	1	2	3	4	1+2			1+3			1+4
			WWAN 1g SAR (W/kg)	2.4GHz WLAN 1g SAR (W/kg)	5GHz WLAN 1g SAR (W/kg)	Bluetooth 1g SAR (W/kg)	Summed 1g SAR (W/kg)	Case No	SPLSR	Summed 1g SAR (W/kg)	Case No	SPLSR	Summed 1g SAR (W/kg)
LTE	LTE Band 41	Front	0.803	1.003	0.275	0.079	**1.81**	**#50**	**0.02**	1.08			0.88
		Back	1.279	1.135	1.177	0.079	**2.41**	**#51**	**0.03**	**2.46**	**#52**	**0.03**	1.36
		Left side	0.316				0.32			0.32			0.32
		Right side		0.787	0.201	0.079	0.79			0.20			0.08
		Top side		1.050	0.421	0.079	1.05			0.42			0.08
		Bottom side	0.936				0.94			0.94			0.94
	LTE Band 66	Front	0.689	1.003	0.275	0.079	**1.69**	**#92**	**0.01**	0.96			0.77
		Back	1.320	1.135	1.177	0.079	**2.46**	**#93**	**0.02**	**2.50**	**#94**	**0.03**	1.40
		Left side	0.050				0.05			0.05			0.05
		Right side	0.070	0.787	0.201	0.079	0.86			0.27			0.15
		Top side		1.050	0.421	0.079	1.05			0.42			0.08
		Bottom side	1.339				1.34			1.34			1.34

16.3 Body-Worn Accessory Exposure Conditions

WWAN Band		Exposure Position	1	2	3	4	1+2			1+3			1+4
			WWAN 1g SAR (W/kg)	2.4GHz WLAN Ant 1 1g SAR (W/kg)	5GHz WLAN Ant 1 1g SAR (W/kg)	Bluetooth Ant 1 1g SAR (W/kg)	Summed 1g SAR (W/kg)	Case No	SPLSR	Summed 1g SAR (W/kg)	Case No	SPLSR	Summed 1g SAR (W/kg)
GSM	GSM850	Front	0.933	1.003	0.402	0.079	**1.94**	**#01**	**0.02**	1.34			1.01
		Back	1.289	1.135	1.177	0.079	**2.42**	**#02**	**0.02**	**2.47**	**#03**	**0.03**	1.37
		Back with Headset	0.907			0.079	0.91			0.91			0.99
	GSM1900	Front	0.860	1.003	0.402	0.079	**1.86**	**#04**	**0.02**	1.26			0.94
		Back	1.362	1.135	1.177	0.079	**2.50**	**#05**	**0.03**	**2.54**	**#06**	**0.03**	1.44
		Back with Headset	1.324			0.079	1.32			1.32			1.40
WCDMA	WCDMA V	Front	0.936	1.003	0.402	0.079	**1.94**	**#07**	**0.02**	1.34			1.02
		Back	1.286	1.135	1.177	0.079	**2.42**	**#08**	**0.02**	**2.46**	**#09**	**0.03**	1.37
		Back with Headset	1.014			0.079	1.01			1.01			1.09
	WCDMA IV	Front	0.784	1.003	0.402	0.079	**1.79**	**#10**	**0.02**	1.19			0.86
		Back	1.190	1.135	1.177	0.079	**2.33**	**#11**	**0.02**	**2.37**	**#12**	**0.03**	1.27
		Back with Headset	1.286			0.079	1.29			1.29			1.37
	WCDMA II	Front	0.683	1.003	0.402	0.079	**1.69**	**#13**	**0.01**	1.09			0.76
		Back	1.163	1.135	1.177	0.079	**2.30**	**#14**	**0.02**	**2.34**	**#15**	**0.02**	1.24
		Back with Headset	1.123			0.079	1.12			1.12			1.20
CDMA	CDMA2000 BC10	Front	1.087	1.003	0.402	0.079	**2.09**	**#53**	**0.02**	1.49			1.17
		Back	1.240	1.135	1.177	0.079	**2.38**	**#54**	**0.02**	**2.42**	**#55**	**0.03**	1.32
		Back with Headset	1.170			0.079	1.17			1.17			1.25
	CDMA2000 BC0	Front	1.064	1.003	0.402	0.079	**2.07**	**#56**	**0.02**	1.47			1.14
		Back	1.286	1.135	1.177	0.079	**2.42**	**#57**	**0.02**	**2.46**	**#58**	**0.03**	1.37
		Back with Headset	1.141			0.079	1.14			1.14			1.22
	CDMA2000 BC1	Front	0.608	1.003	0.402	0.079	**1.61**	**#59**	**0.01**	1.01			0.69
		Back	1.327	1.135	1.177	0.079	**2.46**	**#60**	**0.03**	**2.50**	**#61**	**0.03**	1.41
		Back with Headset	1.112			0.079	1.11			1.11			1.19
LTE	LTE Band 71	Front	0.439	1.003	0.402	0.079	1.44			0.84			0.52
		Back	0.680	1.135	1.177	0.079	**1.82**	**#25**	**0.02**	**1.86**	**#26**	**0.02**	0.76
	LTE Band 12	Front	0.705	1.003	0.402	0.079	**1.71**	**#27**	**0.01**	1.11			0.78
		Back	0.997	1.135	1.177	0.079	**2.13**	**#28**	**0.02**	**2.17**	**#29**	**0.02**	1.08
	LTE Band 13	Front	0.674	1.003	0.402	0.079	**1.68**	**#30**	**0.01**	1.08			0.75
		Back	0.995	1.135	1.177	0.079	**2.13**	**#31**	**0.02**	**2.17**	**#33**	**0.02**	1.07
	LTE Band 14	Front	0.674	1.003	0.402	0.079	**1.68**	**#34**	**0.01**	1.08			0.75
		Back	0.851	1.135	1.177	0.079	**1.99**	**#35**	**0.02**	**2.03**	**#37**	**0.02**	0.93
	LTE Band 26	Front	0.953	1.003	0.402	0.079	**1.96**	**#38**	**0.02**	1.36			1.03
		Back	1.201	1.135	1.177	0.079	**2.34**	**#39**	**0.02**	**2.38**	**#40**	**0.02**	1.28
		Back with Headset	1.288			0.079	1.29			1.29			1.37
	LTE Band 25	Front	0.689	1.003	0.402	0.079	**1.69**	**#41**	**0.01**	1.09			0.77
		Back	1.292	1.135	1.177	0.079	**2.43**	**#42**	**0.03**	**2.47**	**#43**	**0.03**	1.37
		Back with Headset	1.209			0.079	1.21			1.21			1.29
	LTE Band 30	Front	0.951	1.003	0.402	0.079	**1.95**	**#44**	**0.02**	1.35			1.03
		Back	1.233	1.135	1.177	0.079	**2.37**	**#45**	**0.03**	**2.41**	**#46**	**0.03**	1.31
		Back with Headset	1.216			0.079	1.22			1.22			1.30
	LTE Band 7	Front	0.706	1.003	0.402	0.079	**1.71**	**#47**	**0.01**	1.11			0.79
		Back	1.372	1.135	1.177	0.079	**2.51**	**#48**	**0.03**	**2.55**	**#49**	**0.03**	1.45
		Back with Headset	1.398			0.079	1.40			1.40			**1.48**
	LTE Band 41	Front	0.803	1.003	0.402	0.079	**1.81**	**#50**	**0.02**	1.21			0.88
		Back	1.279	1.135	1.177	0.079	**2.41**	**#51**	**0.03**	**2.46**	**#52**	**0.03**	1.36
		Back with Headset	0.819			0.079	0.82			0.82			0.90
	LTE Band 66	Front	0.689	1.003	0.402	0.079	**1.69**	**#92**	**0.01**	1.09			0.77
		Back	1.320	1.135	1.177	0.079	**2.46**	**#93**	**0.02**	**2.50**	**#94**	**0.03**	1.40
		Back with Headset	1.332			0.079	1.33			1.33			1.41

16.4 Product specific 10g SAR Exposure Conditions

WWAN Band		Exposure Position	1	2	3	1+2			1+3		
			WWAN 10g SAR (W/kg)	2.4GHz WLAN 10g SAR (W/kg)	5GHz WLAN 10g SAR (W/kg)	Summed 10g SAR (W/kg)	Case No	SPLSR	Summed 10g SAR (W/kg)	Case No	SPLSR
GSM	GSM850	Front		2.103	1.030	2.10			1.03		
		Back	1.663	1.702	2.908	3.37			**4.57**	**#62**	**0.07**
		Right side		1.165	0.312	1.17			0.31		
		Top side		1.644	0.949	1.64			0.95		
		Bottom side	0.823			0.82			0.82		
	GSM1900	Front	1.924	2.103	1.030	**4.03**	**#63**	**0.05**	2.95		
		Back	3.163	1.702	2.908	**4.87**	**#64**	**0.07**	**6.07**	**#65**	**0.10**
		Right side		1.165	0.312	1.17			0.31		
		Top side		1.644	0.949	1.64			0.95		
		Bottom side	3.510			3.51			3.51		
WCDMA	WCDMA V	Front		2.103	1.030	2.10			1.03		
		Back	2.354	1.702	2.908	**4.06**	**#66**	**0.06**	**5.26**	**#67**	**0.08**
		Right side		1.165	0.312	1.17			0.31		
		Top side		1.644	0.949	1.64			0.95		
		Bottom side	1.699			1.70			1.70		
	WCDMA IV	Front	1.803	2.103	1.030	**3.91**			2.83		
		Back	2.766	1.702	2.908	**4.47**	**#68**	**0.06**	**5.67**	**#69**	**0.09**
		Right side		1.165	0.312	1.17			0.31		
		Top side		1.644	0.949	1.64			0.95		
		Bottom side	3.219			3.22			3.22		
	WCDMA II	Front	2.153	2.103	1.030	**4.26**	**#70**	**0.06**	3.18		
		Back	2.598	1.702	2.908	**4.30**	**#71**	**0.06**	**5.51**	**#72**	**0.09**
		Right side		1.165	0.312	1.17			0.31		
		Top side		1.644	0.949	1.64			0.95		
		Bottom side	3.498			3.50			3.50		
CDMA	CDMA2000 BC10	Front		2.103	1.030	2.10			1.03		
		Back	2.318	1.702	2.908	**4.02**	**#73**	**0.05**	**5.23**	**#74**	**0.08**
		Right side		1.165	0.312	1.17			0.31		
		Top side		1.644	0.949	1.64			0.95		
	CDMA2000 BC0	Front		2.103	1.030	2.10			1.03		
		Back	2.207	1.702	2.908	3.91			**5.12**	**#75**	**0.08**
		Right side		1.165	0.312	1.17			0.31		
		Top side		1.644	0.949	1.64			0.95		
	CDMA2000 BC1	Front	2.227	2.103	1.030	**4.33**	**#76**	**0.06**	3.26		
		Back	2.857	1.702	2.908	**4.56**	**#77**	**0.07**	**5.77**	**#78**	**0.10**
		Right side		1.165	0.312	1.17			0.31		
		Top side		1.644	0.949	1.64			0.95		
		Bottom side	3.487			3.49			3.49		

WWAN Band		Exposure Position	1	2	3	1+2			1+3		
			WWAN 10g SAR (W/kg)	2.4GHz WLAN 10g SAR (W/kg)	5GHz WLAN 10g SAR (W/kg)	Summed 10g SAR (W/kg)	Case No	SPLSR	Summed 10g SAR (W/kg)	Case No	SPLSR
LTE	LTE Band 26	Front		2.103	1.030	2.10			1.03		
		Back	2.025	1.702	2.908	3.73			**4.93**	**#79**	**0.07**
		Right side		1.165	0.312	1.17			0.31		
		Top side		1.644	0.949	1.64			0.95		
	LTE Band 25	Front	2.324	2.103	1.030	**4.43**	**#80**	**0.06**	3.35		
		Back	2.851	1.702	2.908	**4.55**	**#81**	**0.07**	**5.76**	**#82**	**0.10**
		Right side		1.165	0.312	1.17			0.31		
		Top side		1.644	0.949	1.64			0.95		
		Bottom side	3.462			3.46			3.46		
	LTE Band 30	Front		2.103	1.030	2.10			1.03		
		Back	3.143	1.702	2.908	**4.85**	**#83**	**0.07**	**6.05**	**#84**	**0.10**
		Right side		1.165	0.312	1.17			0.31		
		Top side		1.644	0.949	1.64			0.95		
		Bottom side	1.615			1.62			1.62		
	LTE Band 7	Front		2.103	1.030	2.10			1.03		
		Back	3.239	1.702	2.908	**4.94**	**#85**	**0.07**	**6.15**	**#86**	**0.10**
		Right side		1.165	0.312	1.17			0.31		
		Top side		1.644	0.949	1.64			0.95		
		Bottom side	2.781			2.78			2.78		
	LTE Band 41	Front	2.297	2.103	1.030	**4.40**	**#87**	**0.06**	3.33		
		Back	2.695	1.702	2.908	**4.40**	**#88**	**0.06**	**5.60**	**#89**	**0.09**
		Right side		1.165	0.312	1.17			0.31		
		Top side		1.644	0.949	1.64			0.95		
		Bottom side	3.063			3.06			3.06		
	LTE Band 66	Front	1.788	2.103	1.030	3.89			2.82		
		Back	2.995	1.702	2.908	**4.70**	**#90**	**0.07**	**5.90**	**#91**	**0.10**
		Right side		1.165	0.312	1.17			0.31		
		Top side		1.644	0.949	1.64			0.95		
		Bottom side	3.267			3.27			3.27		

Remark:

1. For Bluetooth Product specific 10g stand-alone SAR is not required for a transmitter or antenna, due to 1g hotspot SAR is <1.2W/kg.
2. If SPLSR ≤ 0.10 for 10g SAR, simultaneously transmission SAR measurement is not necessary.

16.5 SPLSR Evaluation and Analysis

General Note:

1. When standalone SAR is measured for both antennas in the pair, the peak location separation distance is computed by the square root of [(x1−x2)2 + (y1−y2)2 + (z1−z2)2], where (x1, y1, z1) and (x2, y2, z2) are the coordinates in the area scans or extrapolated peak SAR locations in the zoom scans, as appropriate.
2. SPLSR = (SAR1 + SAR2)1.5 / (min. separation distance, mm). If SPLSR ≤ 0.04 for 1g SAR and SPLSR ≤ 0.10 for 10g SAR, simultaneously transmission SAR measurement is not necessary.

Case #01	Band	Position	SAR (W/kg)	Gap (mm)	SAR peak location (mm)			3D distance (mm)	Summed SAR (W/kg)	SPLSR Results	Simultaneous SAR
					X	Y	Z				
	GSM850	Front	0.933	5mm	4.4	-83.5	1.91	153.8	1.94	0.02	Not required
	WLAN2.4GHz		1.003	5mm	24.2	69	0.71				

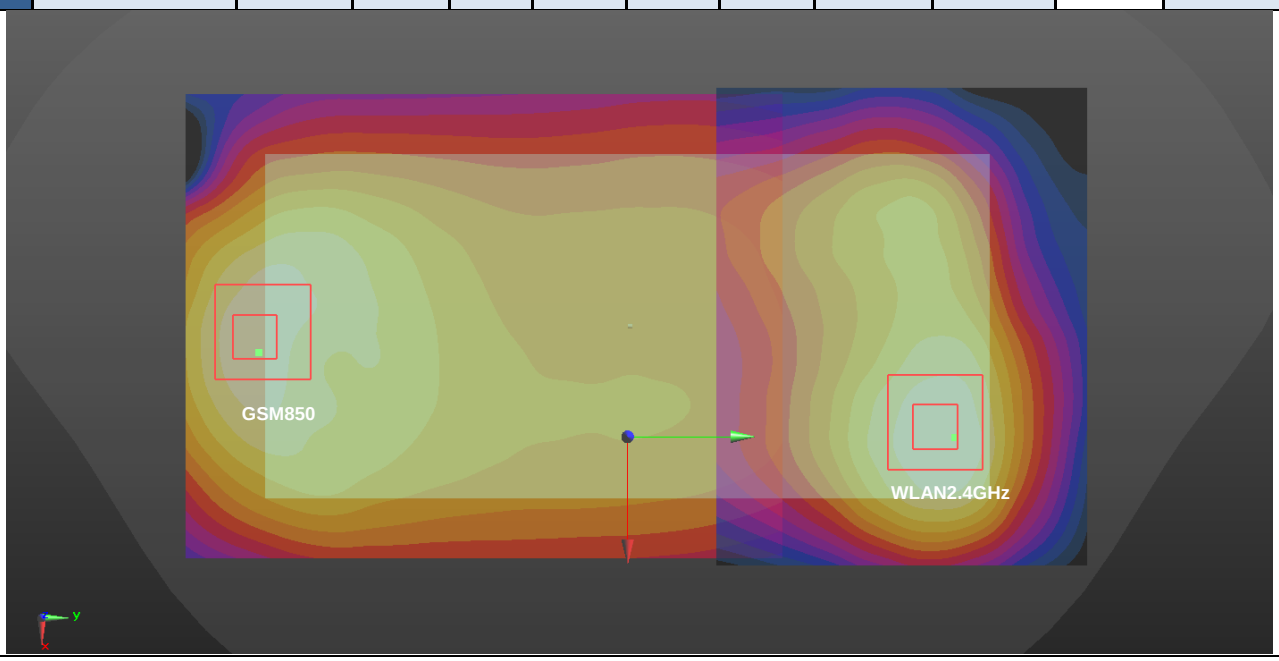

Case #02	Band	Position	SAR (W/kg)	Gap (mm)	SAR peak location (mm) X	Y	Z	3D distance (mm)	Summed SAR (W/kg)	SPLSR Results	Simultaneous SAR
	GSM850	Back	1.289	5mm	17	-82	1.94	155.4	2.42	0.02	Not required
	WLAN2.4GHz		1.135	5mm	-22.8	68.2	0.55				

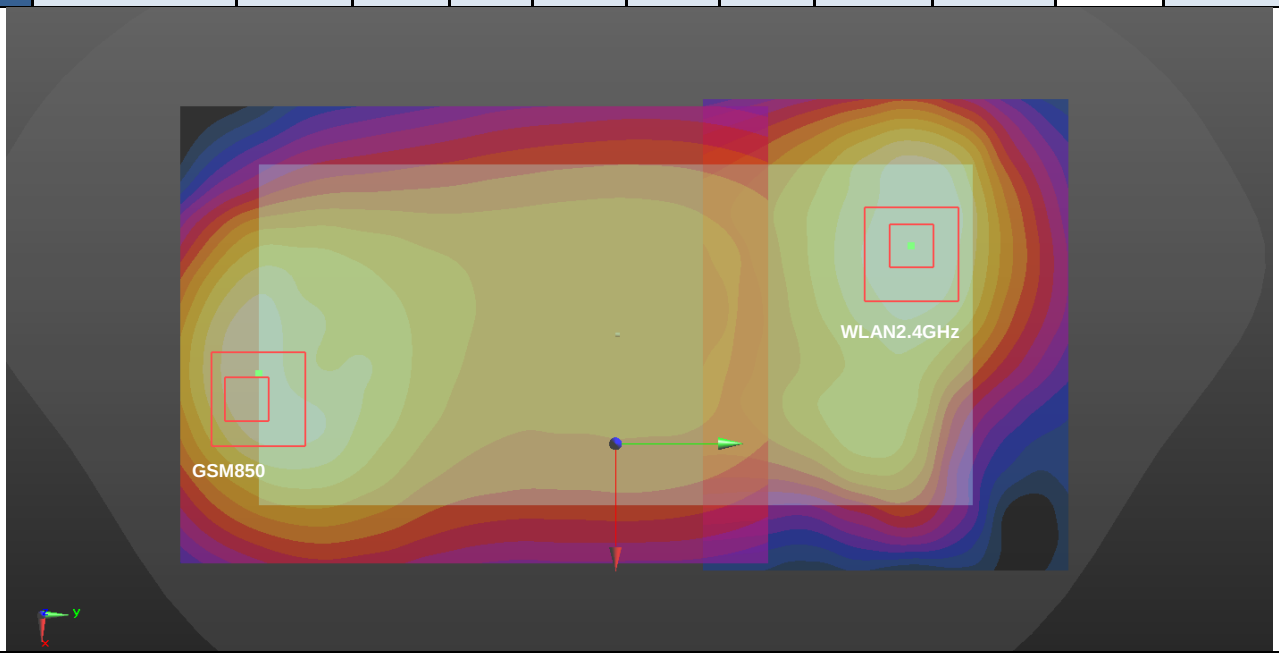

Case #03	Band	Position	SAR (W/kg)	Gap (mm)	SAR peak location (mm) X	Y	Z	3D distance (mm)	Summed SAR (W/kg)	SPLSR Results	Simultaneous SAR
	GSM850	Back	1.289	5mm	17	-82	1.94	148.7	2.47	0.03	Not required
	WLAN5GHz		1.177	5mm	-13	63.6	0.69				

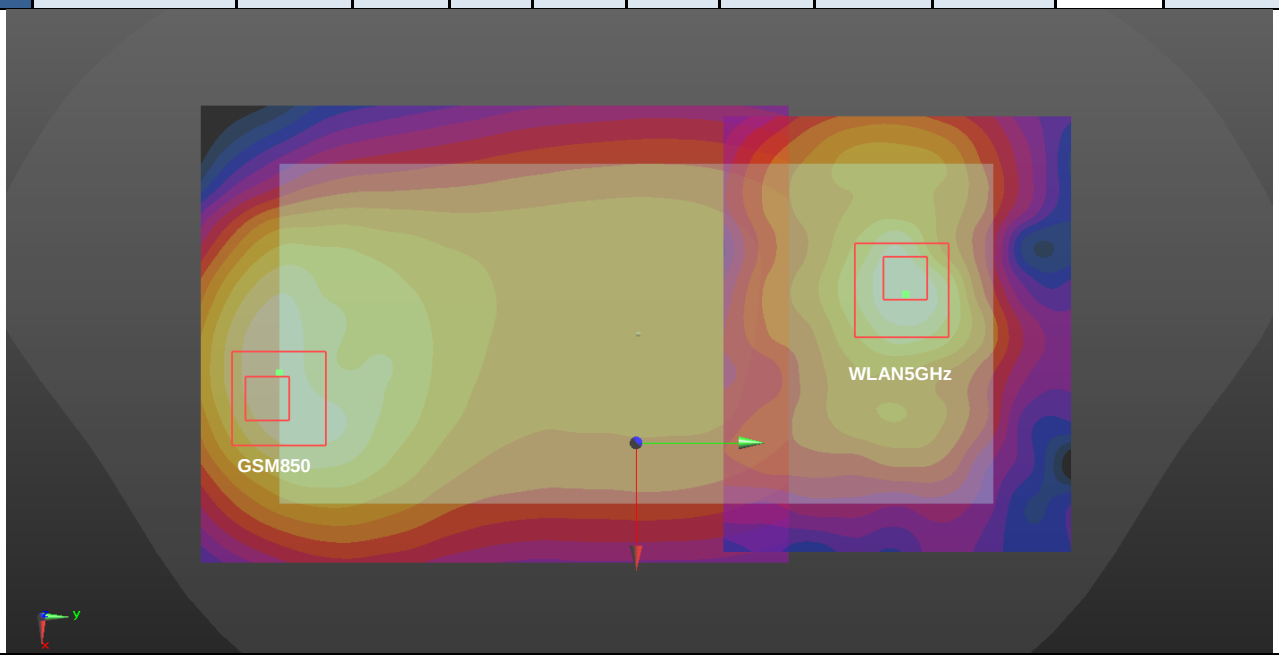

Case #04	Band	Position	SAR (W/kg)	Gap (mm)	SAR peak location (mm)			3D distance (mm)	Summed SAR (W/kg)	SPLSR Results	Simultaneous SAR
					X	Y	Z				
	GSM1900	Front	0.86	5mm	8.6	-83.6	2.12	153.4	1.86	0.02	Not required
	WLAN2.4GHz		1.003	5mm	24.2	69	0.71				

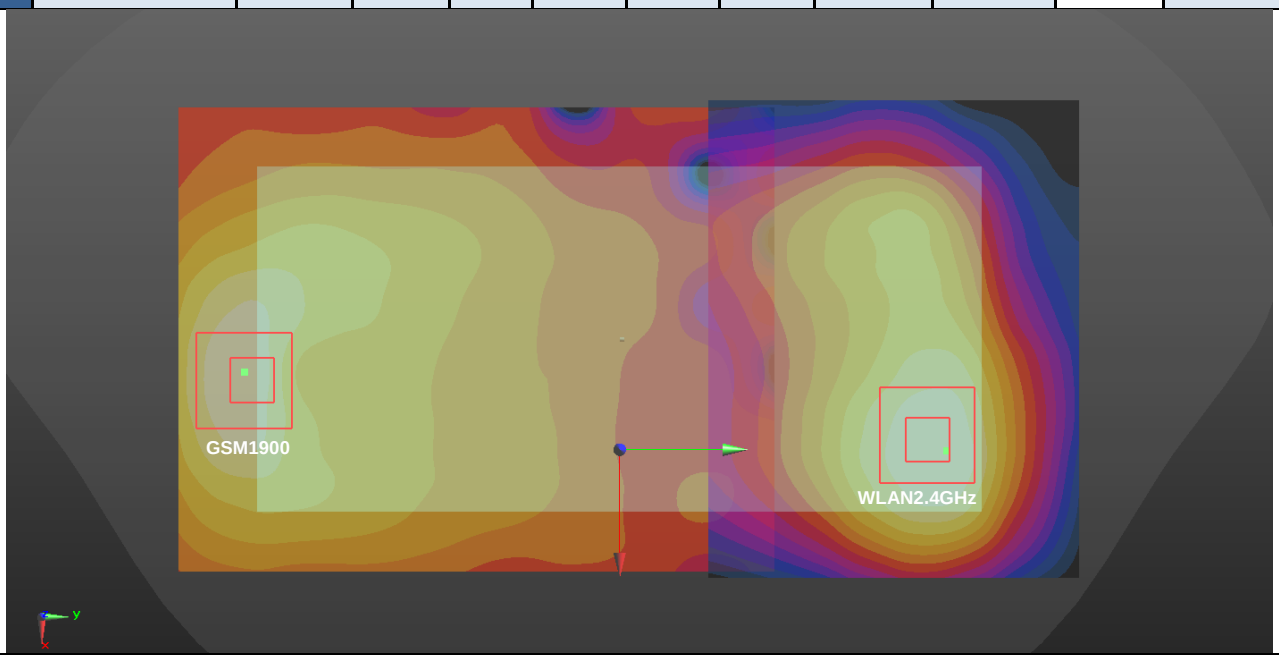

Case #05	Band	Position	SAR (W/kg)	Gap (mm)	SAR peak location (mm)			3D distance (mm)	Summed SAR (W/kg)	SPLSR Results	Simultaneous SAR
					X	Y	Z				
	GSM1900	Back	1.362	5mm	-6.2	-77.4	1.99	146.6	2.50	0.03	Not required
	WLAN2.4GHz		1.135	5mm	-22.8	68.2	0.55				

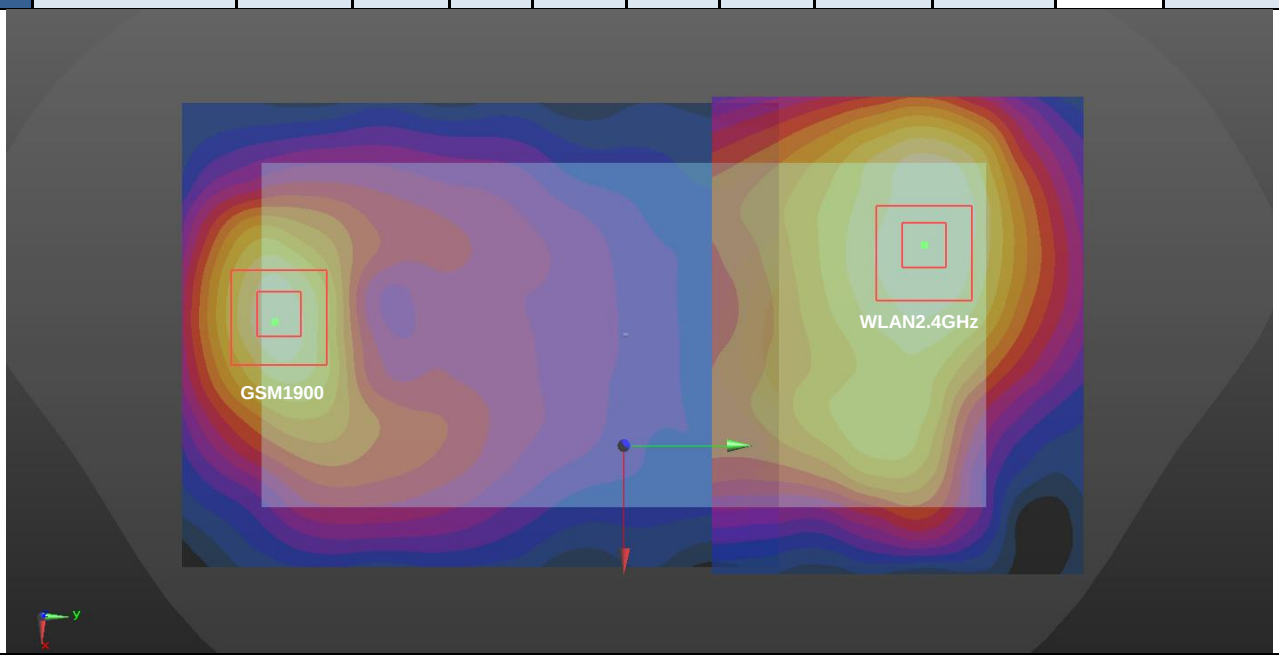

Case #06	Band	Position	SAR (W/kg)	Gap (mm)	SAR peak location (mm)			3D distance (mm)	Summed SAR (W/kg)	SPLSR Results	Simultaneous SAR
					X	Y	Z				
	GSM1900	Back	1.362	5mm	-6.2	-77.4	1.99	141.2	2.54	0.03	Not required
	WLAN5GHz		1.177	5mm	-13	63.6	0.69				

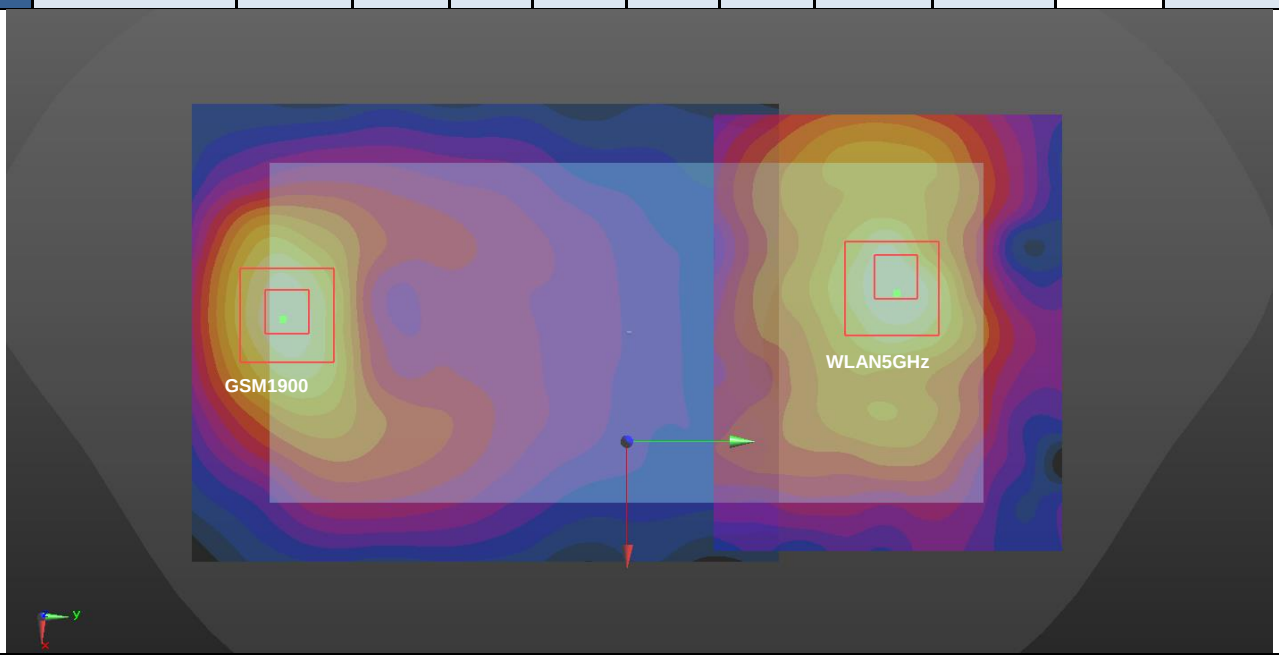

Case #07	Band	Position	SAR (W/kg)	Gap (mm)	SAR peak location (mm) X	Y	Z	3D distance (mm)	Summed SAR (W/kg)	SPLSR Results	Simultaneous SAR
	WCDMA V	Front	0.936	5mm	-1.4	-83.6	2	154.7	1.94	0.02	Not required
	WLAN2.4GHz		1.003	5mm	24.2	69	0.71				

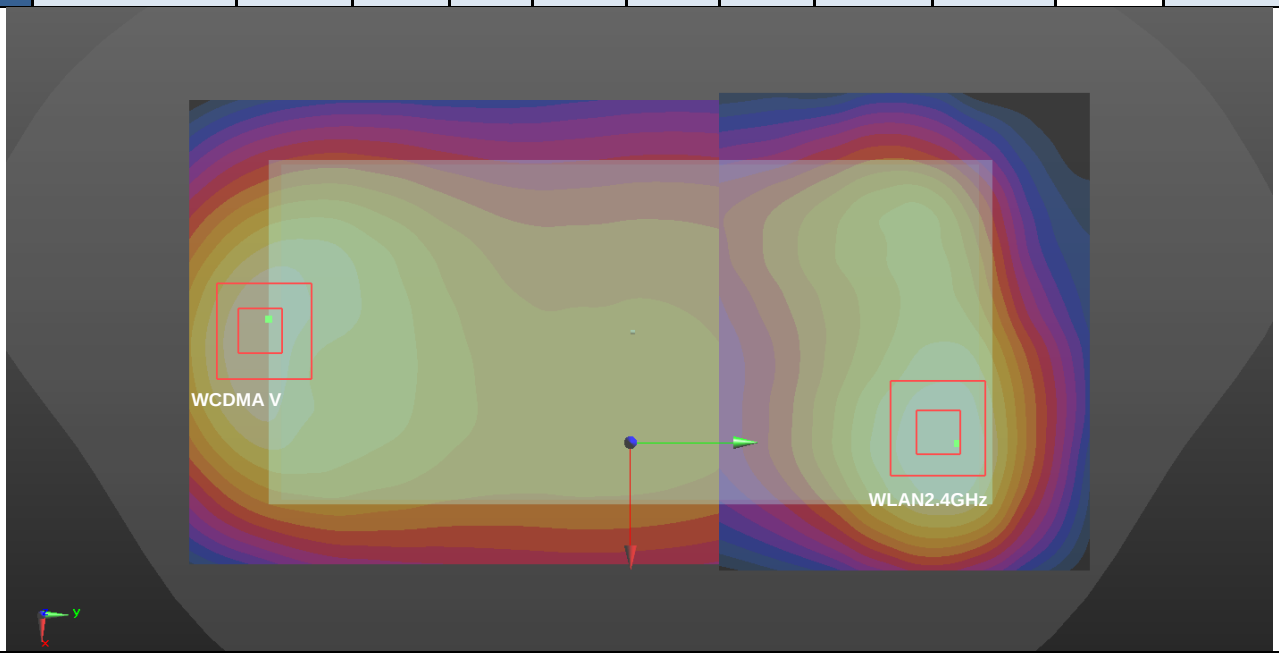

Case #08	Band	Position	SAR (W/kg)	Gap (mm)	SAR peak location (mm)			3D distance (mm)	Summed SAR (W/kg)	SPLSR Results	Simultaneous SAR
					X	Y	Z				
	WCDMA V	Back	1.286	5mm	16.4	-85.3	2.08	158.4	2.42	0.02	Not required
	WLAN2.4GHz		1.135	5mm	-22.8	68.2	0.55				



Case #09	Band	Position	SAR (W/kg)	Gap (mm)	SAR peak location (mm) X	Y	Z	3D distance (mm)	Summed SAR (W/kg)	SPLSR Results	Simultaneous SAR
	WCDMA V	Back	1.286	5mm	16.4	-85.3	2.08	151.8	2.46	0.03	Not required
	WLAN5GHz		1.177	5mm	-13	63.6	0.69				

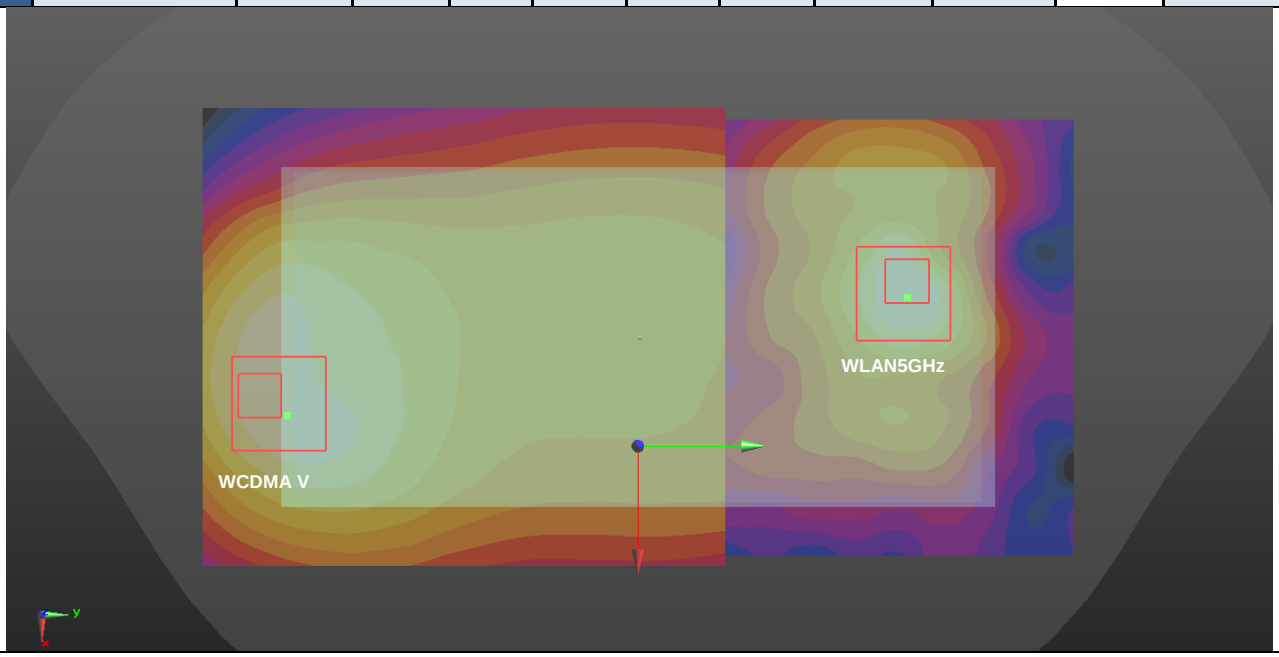

Case #10	Band	Position	SAR (W/kg)	Gap (mm)	SAR peak location (mm)			3D distance (mm)	Summed SAR (W/kg)	SPLSR Results	Simultaneous SAR
					X	Y	Z				
	WCDMA IV	Front	0.784	5mm	12	-87.9	2.09	157.4	1.79	0.02	Not required
	WLAN2.4GHz		1.003	5mm	24.2	69	0.71				

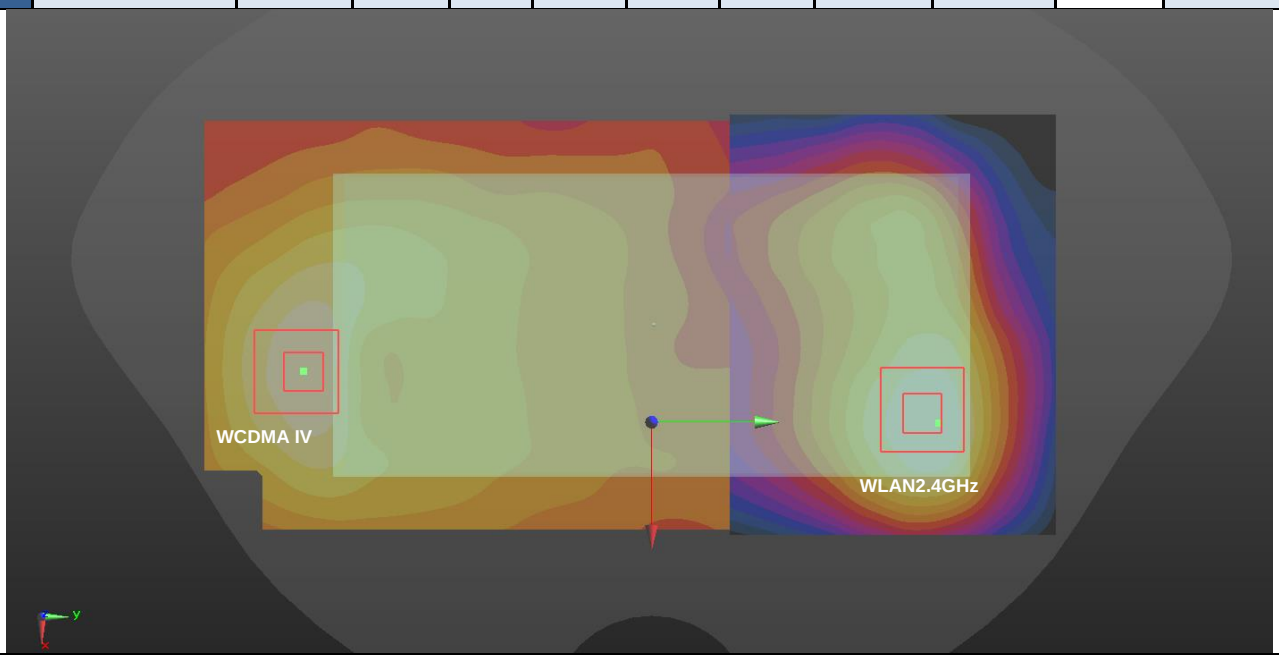

Case #11	Band	Position	SAR (W/kg)	Gap (mm)	SAR peak location (mm)			3D distance (mm)	Summed SAR (W/kg)	SPLSR Results	Simultaneous SAR
					X	Y	Z				
	WCDMA IV	Back	1.19	5mm	-0.1	-80.5	2.23	150.4	2.33	0.02	Not required
	WLAN2.4GHz		1.135	5mm	-22.8	68.2	0.55				

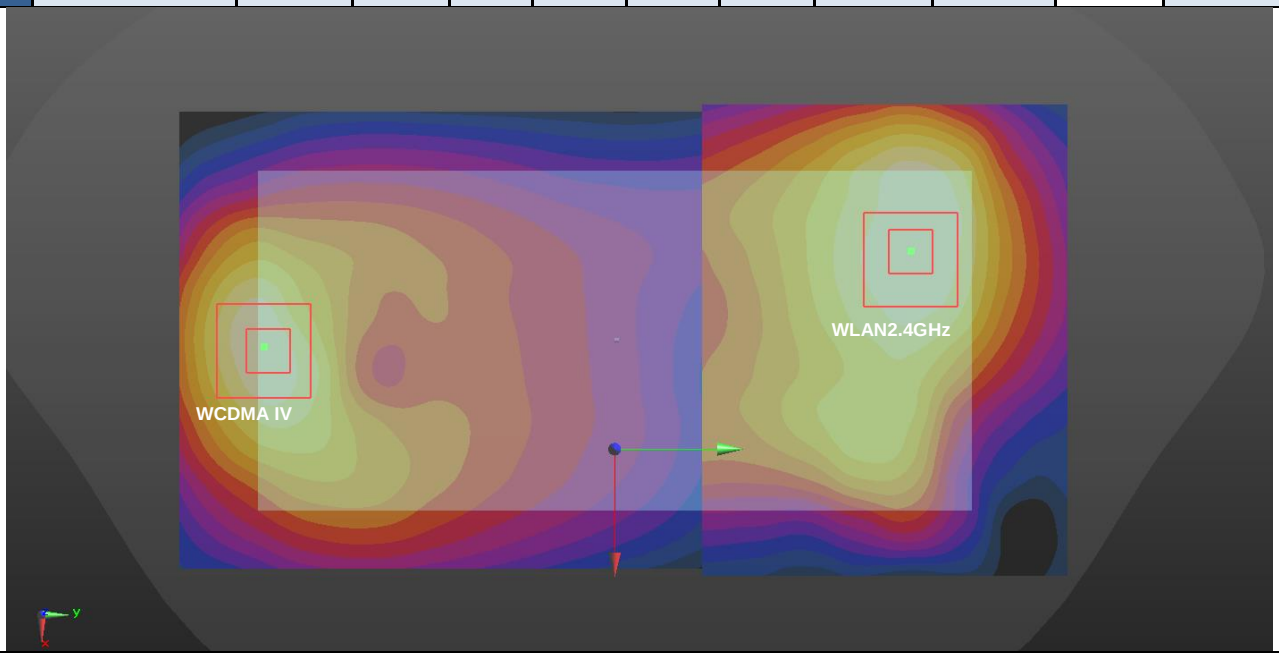

Case #12	Band	Position	SAR (W/kg)	Gap (mm)	SAR peak location (mm)			3D distance (mm)	Summed SAR (W/kg)	SPLSR Results	Simultaneous SAR
					X	Y	Z				
	WCDMA IV	Back	1.19	5mm	-0.1	-80.5	2.23	144.7	2.37	0.03	Not required
	WLAN5GHz		1.177	5mm	-13	63.6	0.69				

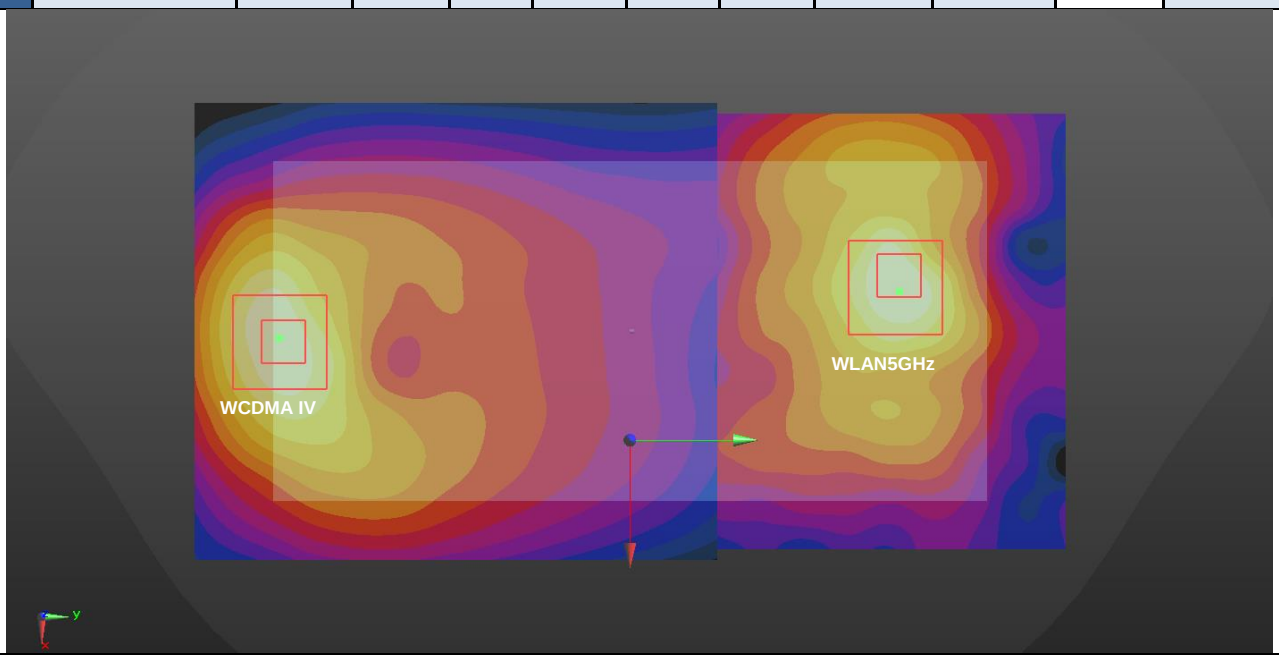

Case #13	Band	Position	SAR (W/kg)	Gap (mm)	SAR peak location (mm) X	Y	Z	3D distance (mm)	Summed SAR (W/kg)	SPLSR Results	Simultaneous SAR
	WCDMA II	Front	0.683	5mm	13.5	-87.9	2.12	157.3	1.69	0.01	Not required
	WLAN2.4GHz		1.003	5mm	24.2	69	0.71				

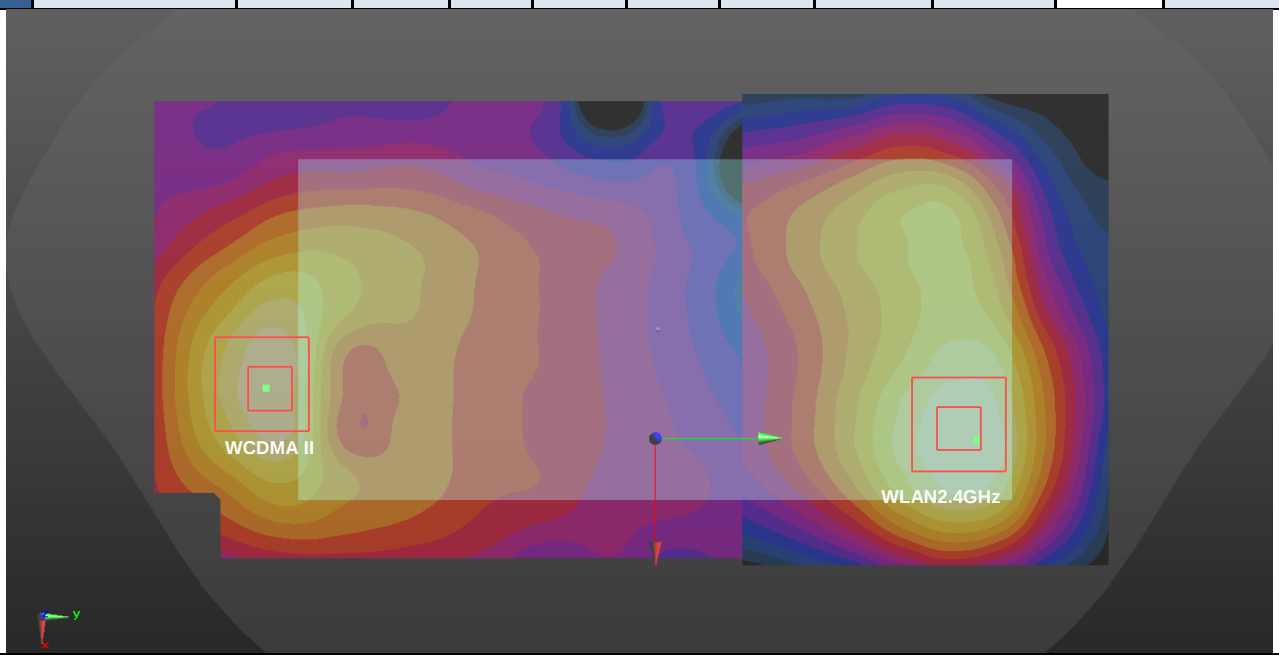

Case #14	Band	Position	SAR (W/kg)	Gap (mm)	SAR peak location (mm)			3D distance (mm)	Summed SAR (W/kg)	SPLSR Results	Simultaneous SAR
					X	Y	Z				
	WCDMA II	Back	1.163	5mm	1.4	-80.5	2.06	150.7	2.30	0.02	Not required
	WLAN2.4GHz		1.135	5mm	-22.8	68.2	0.55				

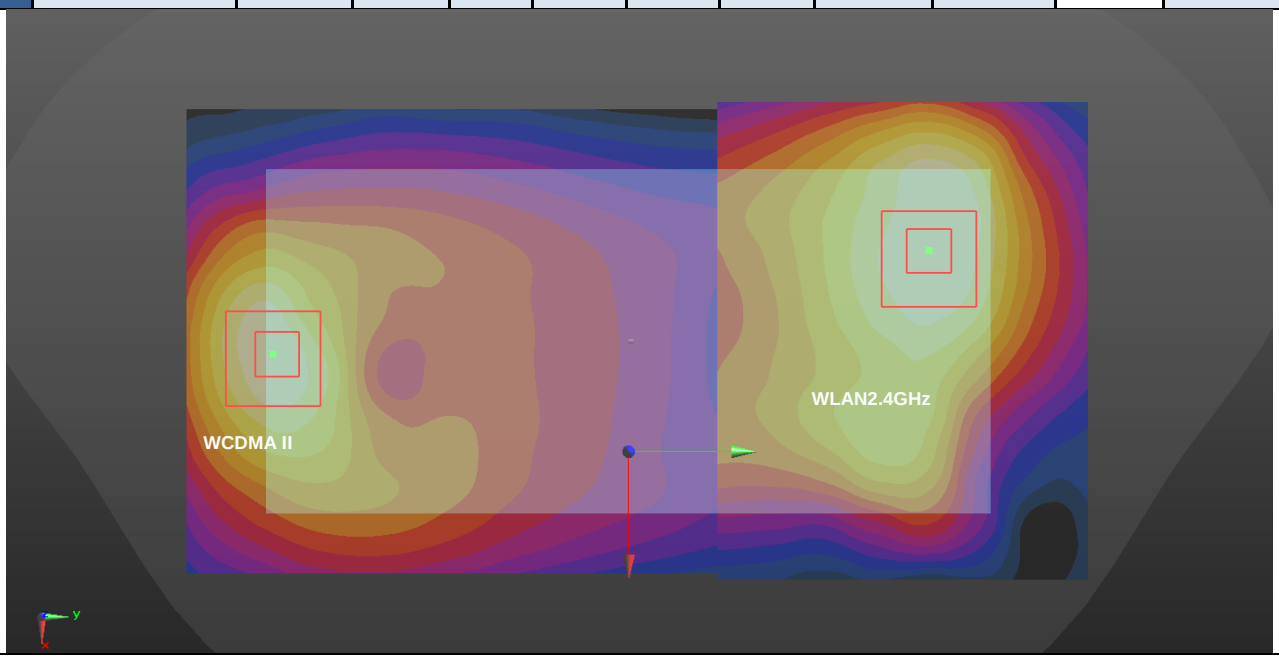

Case #15	Band	Position	SAR (W/kg)	Gap (mm)	SAR peak location (mm) X	Y	Z	3D distance (mm)	Summed SAR (W/kg)	SPLSR Results	Simultaneous SAR
	WCDMA II	Back	1.163	5mm	1.4	-80.5	2.06	144.8	2.34	0.02	Not required
	WLAN5GHz		1.177	5mm	-13	63.6	0.69				

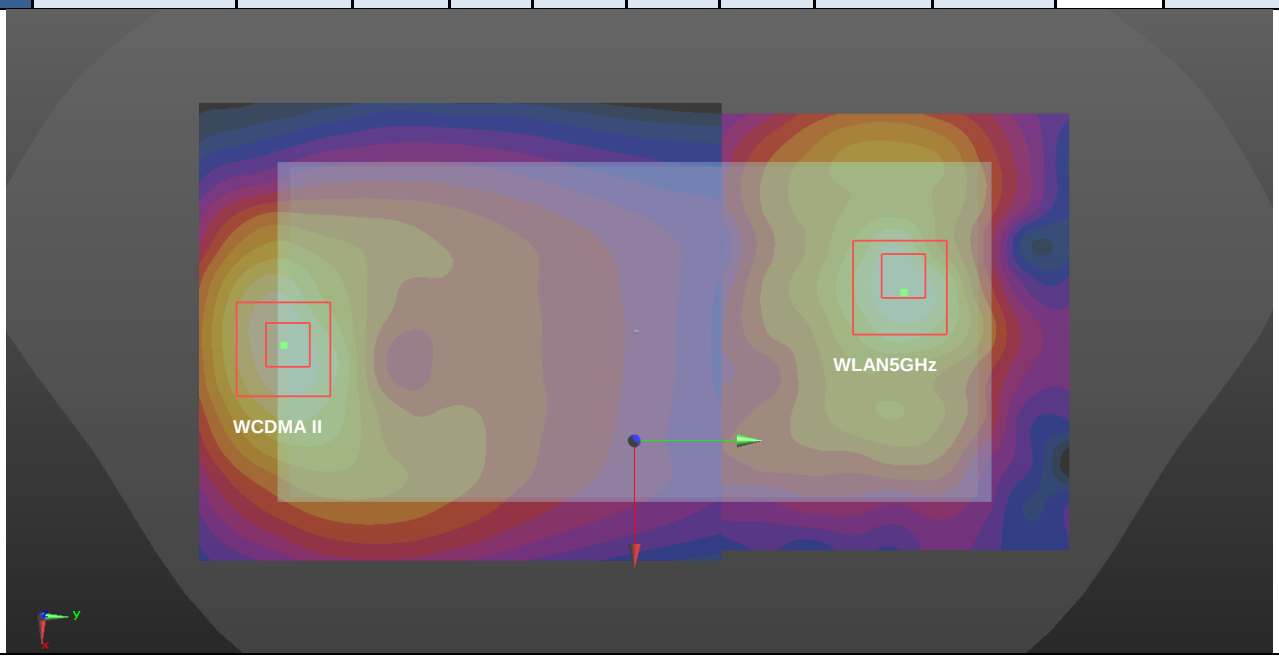

Case #16	Band	Position	SAR (W/kg)	Gap (mm)	SAR peak location (mm) X	Y	Z	3D distance (mm)	Summed SAR (W/kg)	SPLSR Results	Simultaneous SAR
	CDMA2000 BC10	Front	1.003	5mm	-6	-83.6	-3.21	155.6	2.01	0.02	Not required
	WLAN2.4GHz		1.003	5mm	24.2	69	0.71				

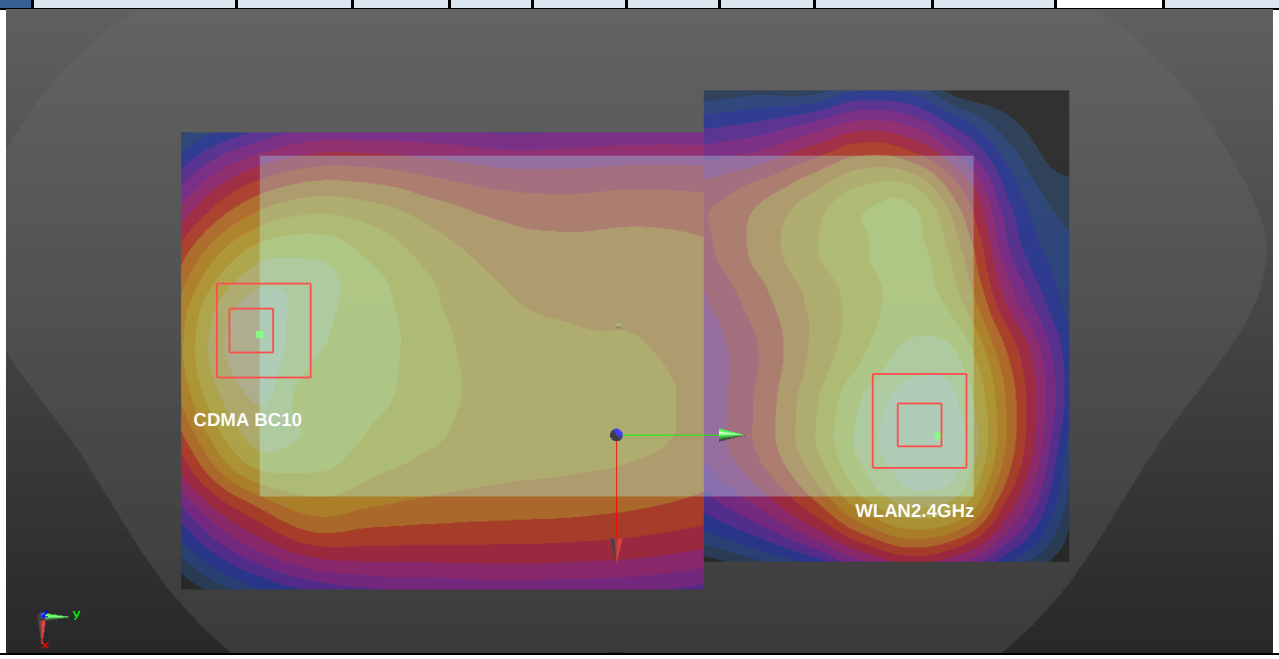

Case #17	Band	Position	SAR (W/kg)	Gap (mm)	SAR peak location (mm) X	Y	Z	3D distance (mm)	Summed SAR (W/kg)	SPLSR Results	Simultaneous SAR
	CDMA2000 BC10	Back	1.367	5mm	14	-78.8	-3	151.6	2.50	0.03	Not required
	WLAN2.4GHz		1.135	5mm	-22.8	68.2	0.55				

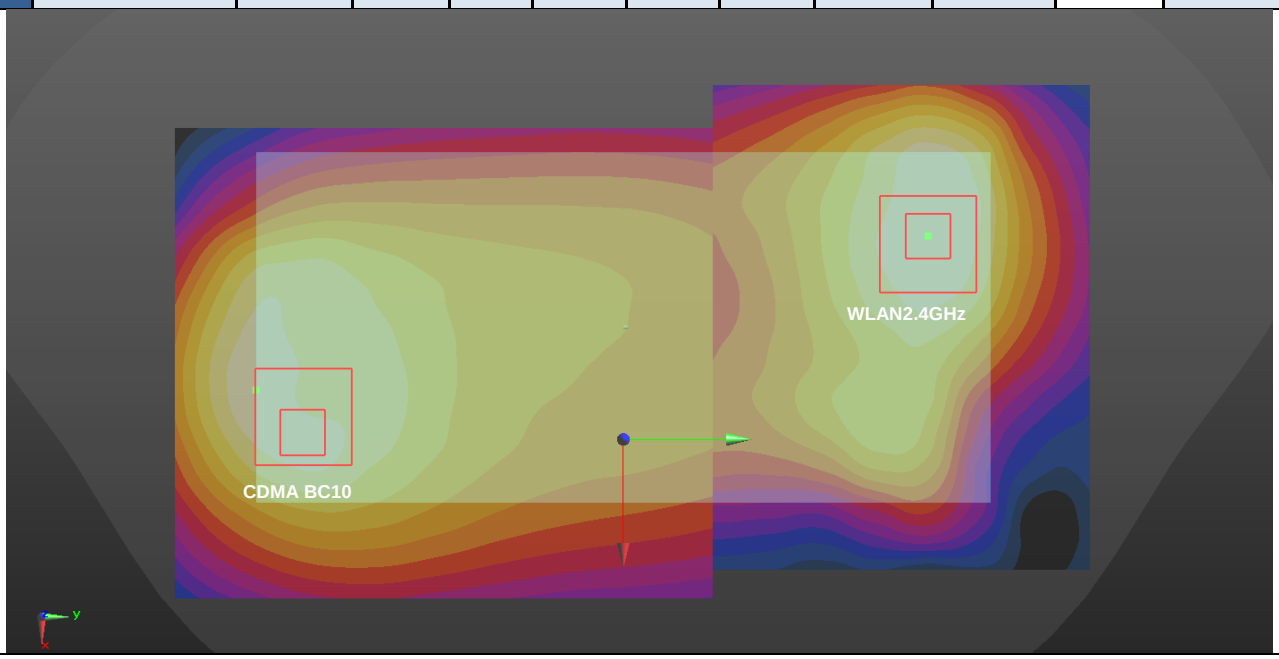

Case #18	Band	Position	SAR (W/kg)	Gap (mm)	SAR peak location (mm)			3D distance (mm)	Summed SAR (W/kg)	SPLSR Results	Simultaneous SAR
					X	Y	Z				
	CDMA2000 BC10	Back	1.367	5mm	14	-78.8	-3	145.0	2.54	0.03	Not required
	WLAN5GHz		1.177	5mm	-13	63.6	0.69				

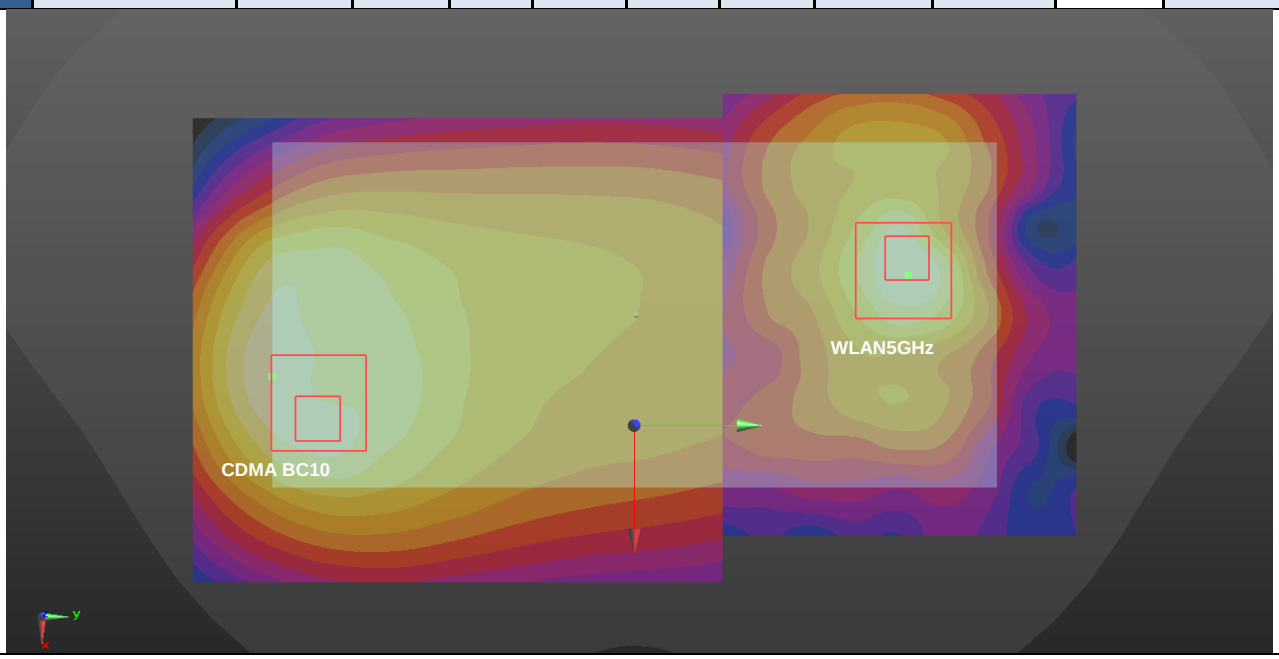

Case #19	Band	Position	SAR (W/kg)	Gap (mm)	SAR peak location (mm)			3D distance (mm)	Summed SAR (W/kg)	SPLSR Results	Simultaneous SAR
					X	Y	Z				
	CDMA2000 BC0	Front	1	5mm	-6	-83.6	-3.19	155.6	2.00	0.02	Not required
	WLAN2.4GHz		1.003	5mm	24.2	69	0.71				

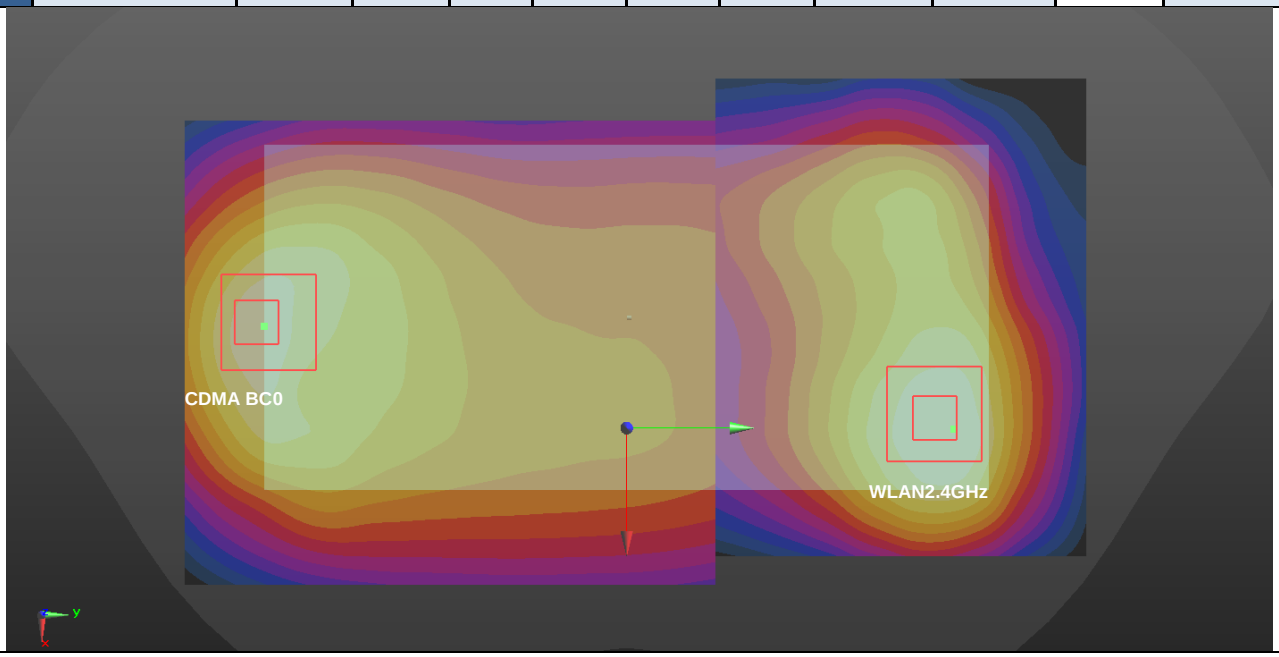

Case #20	Band	Position	SAR (W/kg)	Gap (mm)	SAR peak location (mm)			3D distance (mm)	Summed SAR (W/kg)	SPLSR Results	Simultaneous SAR
					X	Y	Z				
	CDMA2000 BC0	Back	1.378	5mm	14	-78.8	-2.99	151.6	2.51	0.03	Not required
	WLAN2.4GHz		1.135	5mm	-22.8	68.2	0.55				

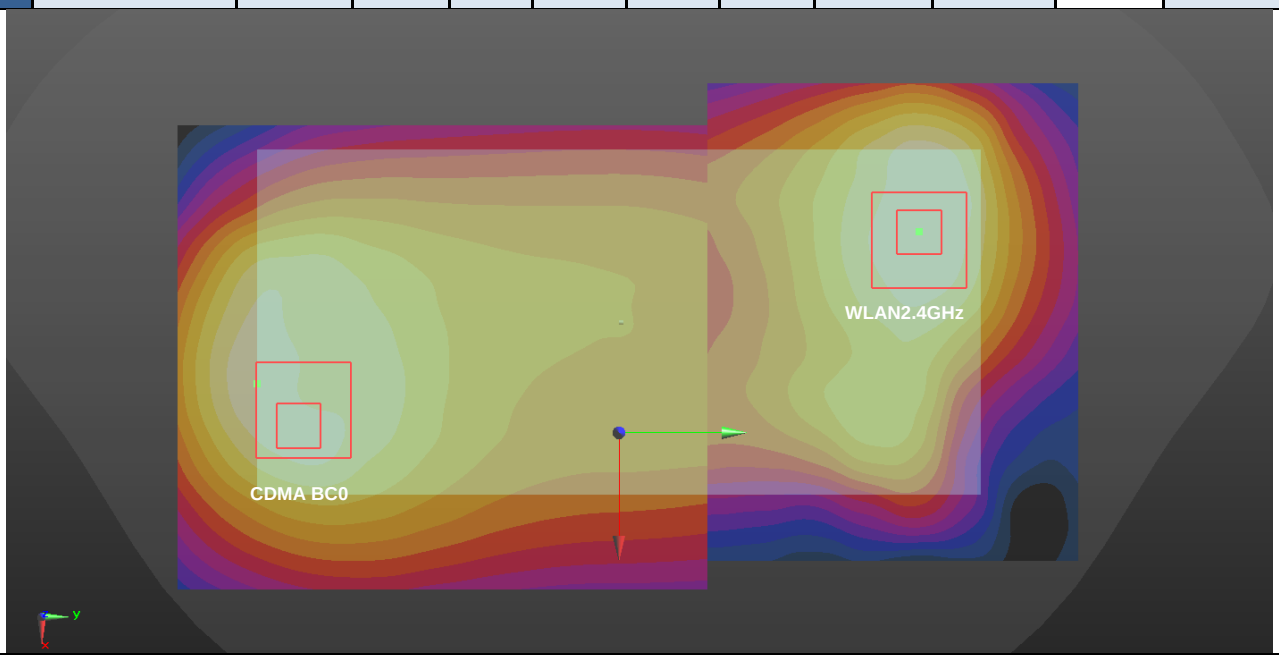

Case #22	Band	Position	SAR (W/kg)	Gap (mm)	SAR peak location (mm)			3D distance (mm)	Summed SAR (W/kg)	SPLSR Results	Simultaneous SAR
					X	Y	Z				
	CDMA2000 BC0	Back	1.378	5mm	14	-78.8	-2.99	145.0	2.56	0.03	Not required
	WLAN5GHz		1.177	5mm	-13	63.6	0.69				

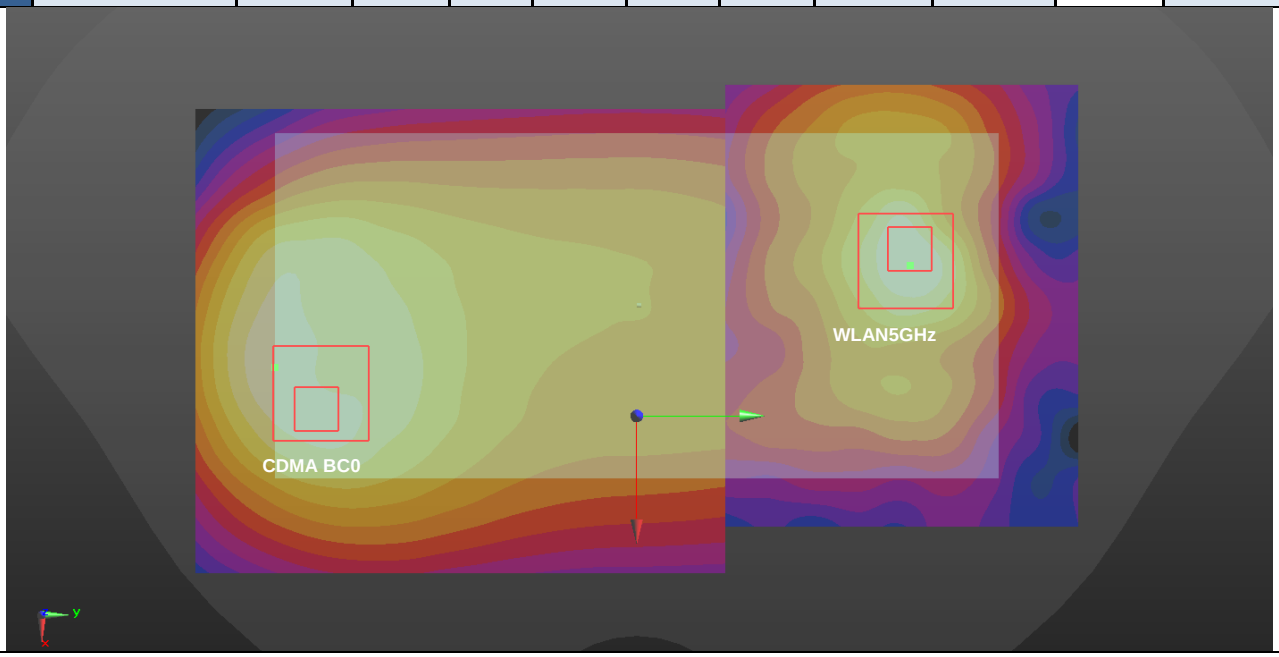

Case #23	Band	Position	SAR (W/kg)	Gap (mm)	SAR peak location (mm)			3D distance (mm)	Summed SAR (W/kg)	SPLSR Results	Simultaneous SAR
					X	Y	Z				
	CDMA2000 BC1	Back	0.867	5mm	-13.7	-80.5	-2.37	149.0	2.00	0.02	Not required
	WLAN2.4GHz		1.135	5mm	-22.8	68.2	0.55				

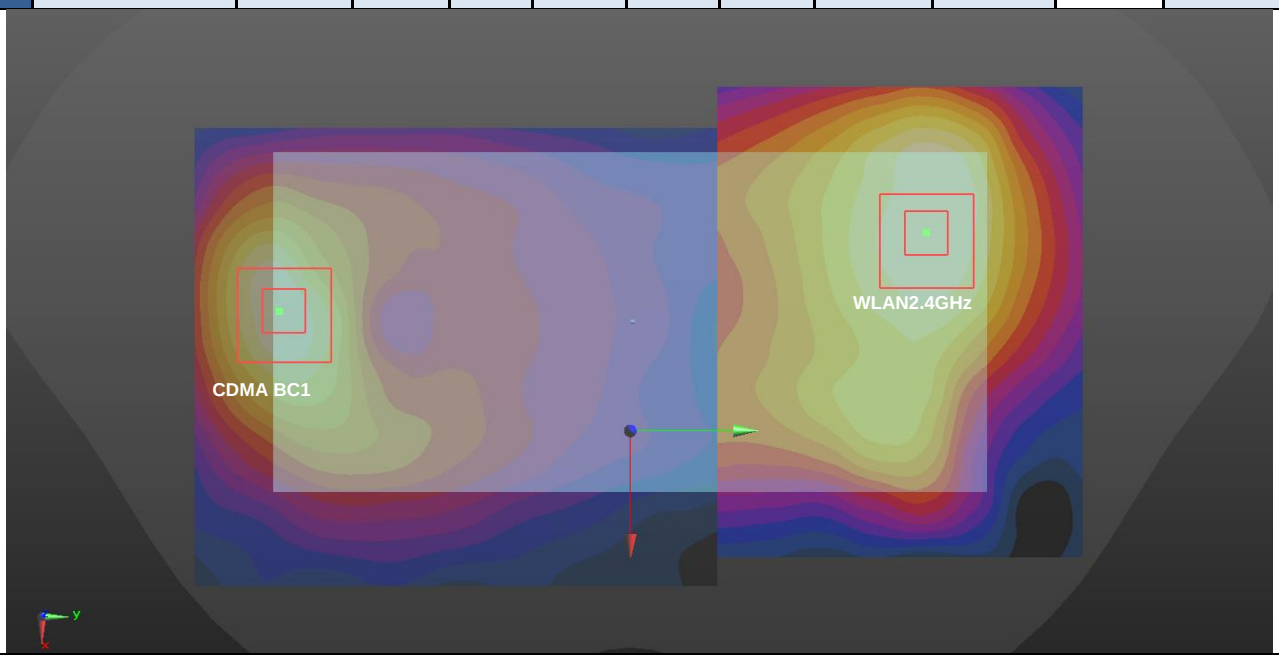

Case #24	Band	Position	SAR (W/kg)	Gap (mm)	SAR peak location (mm)			3D distance (mm)	Summed SAR (W/kg)	SPLSR Results	Simultaneous SAR
					X	Y	Z				
	CDMA2000 BC1	Back	0.867	5mm	-13.7	-80.5	-2.37	144.1	2.04	0.02	Not required
	WLAN5GHz		1.177	5mm	-13	63.6	0.69				

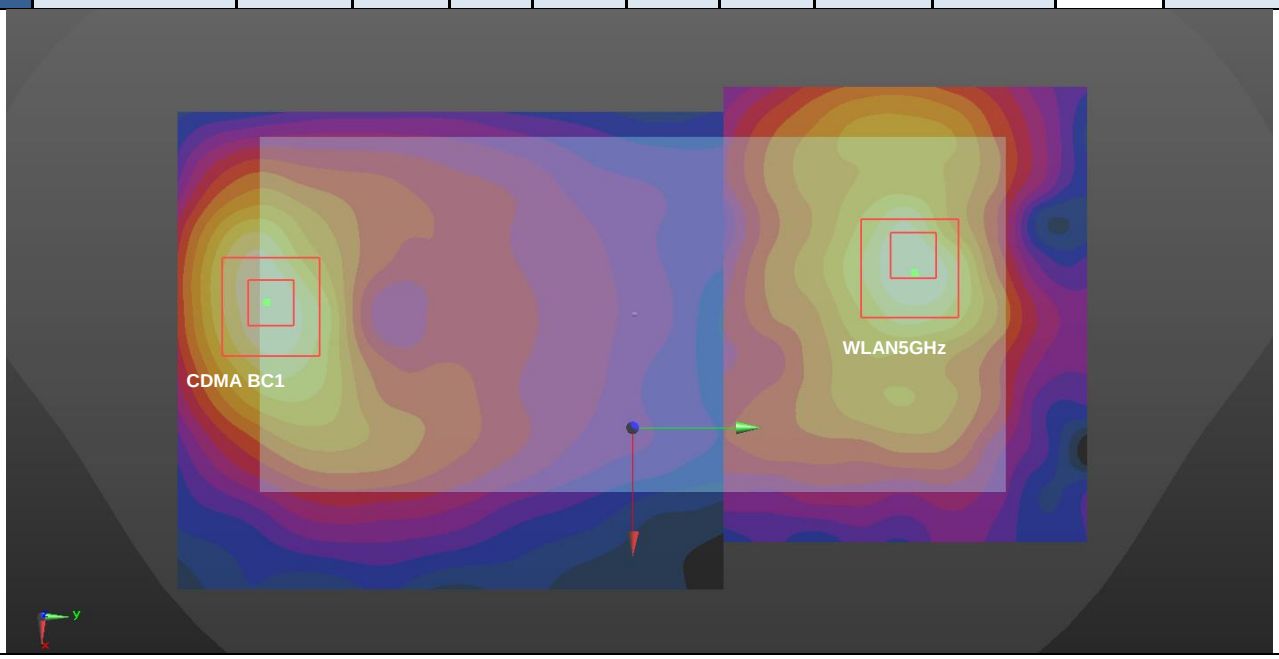

Case 25	Band	Position	SAR (W/kg)	Gap (mm)	SAR peak location (mm) X	Y	Z	3D distance (mm)	Summed SAR (W/kg)	SPLSR Results	Simultaneous SAR
	LTE Band 71	Back	0.68	5mm	10.9	-73	1.04	145.2	1.82	0.02	Not required
	WLAN2.4GHz		1.135	5mm	-22.8	68.2	0.55				

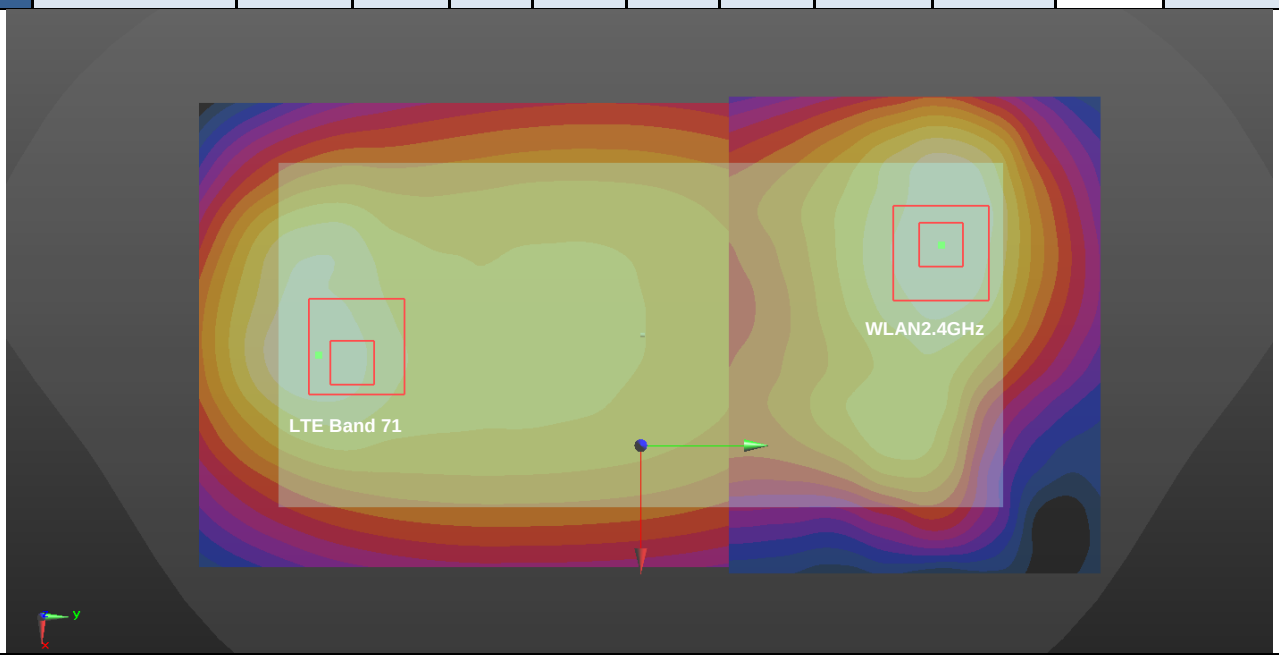

Case #26	Band	Position	SAR (W/kg)	Gap (mm)	SAR peak location (mm) X	Y	Z	3D distance (mm)	Summed SAR (W/kg)	SPLSR Results	Simultaneous SAR
	LTE Band 71	Back	0.68	5mm	10.9	-73	1.04	138.7	1.86	0.02	Not required
	WLAN5GHz		1.177	5mm	-13	63.6	0.69				

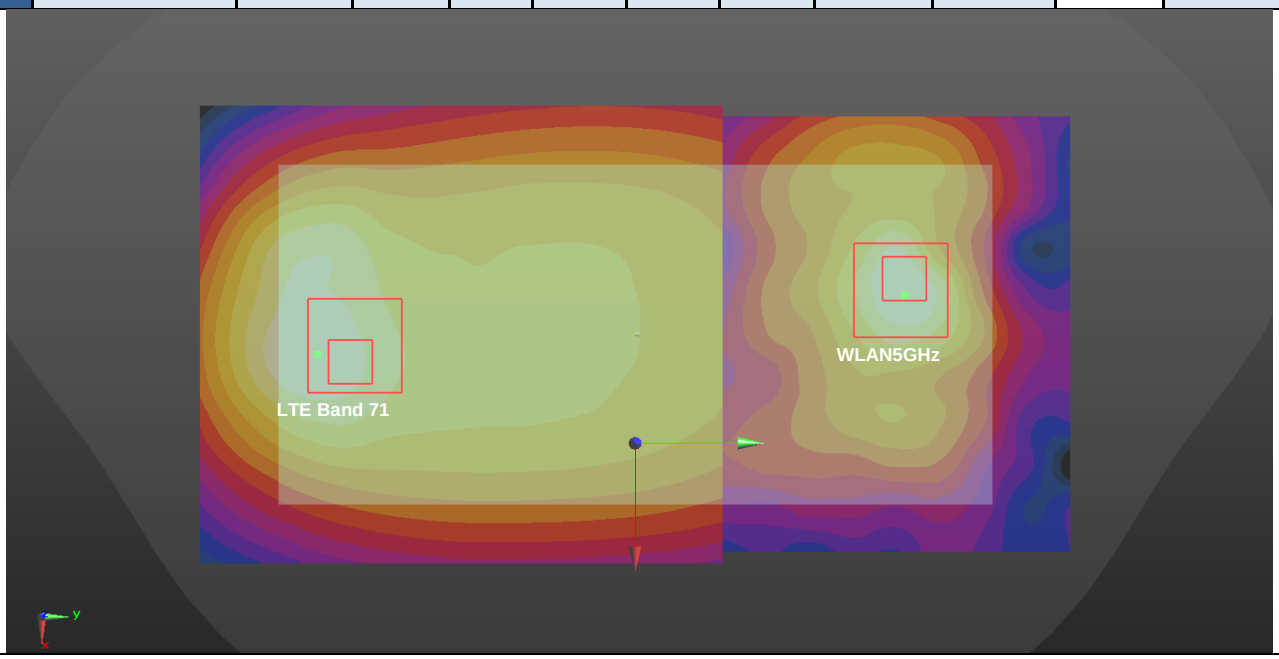

Case #27	Band	Position	SAR (W/kg)	Gap (mm)	SAR peak location (mm)			3D distance (mm)	Summed SAR (W/kg)	SPLSR Results	Simultaneous SAR
					X	Y	Z				
	LTE Band 12	Front	0.705	5mm	-6	-81.6	-3.13	153.6	1.71	0.01	Not required
	WLAN2.4GHz		1.003	5mm	24.2	69	0.71				

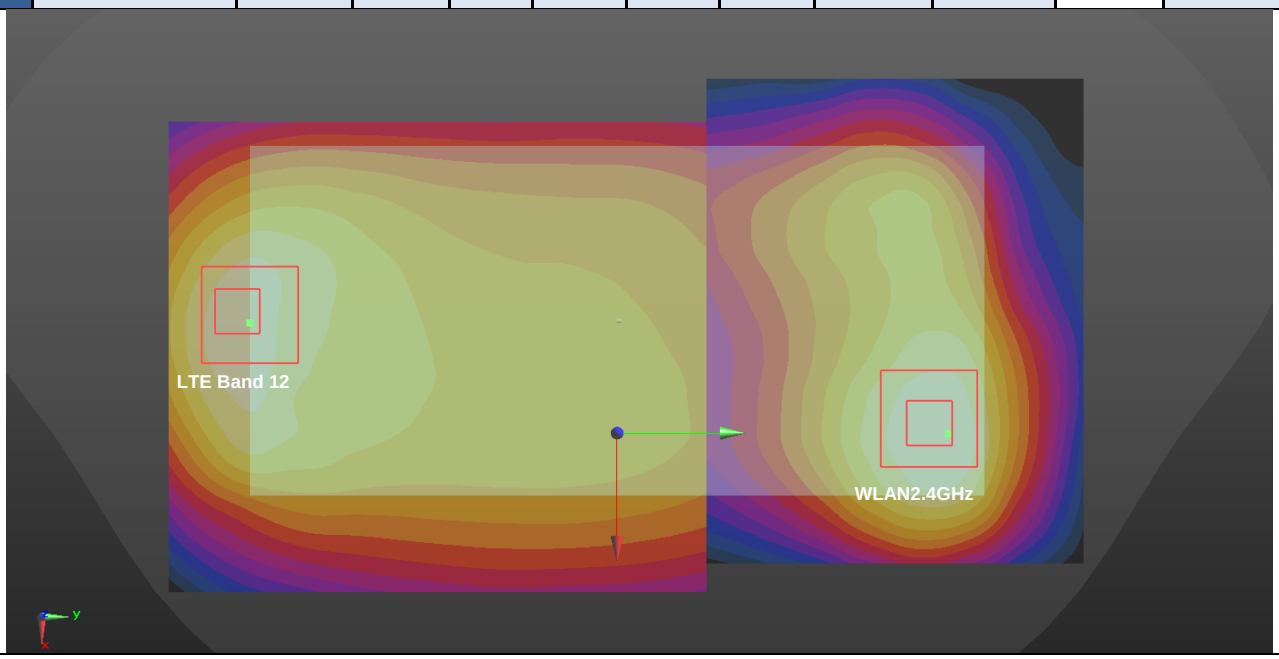

Case #28	Band	Position	SAR (W/kg)	Gap (mm)	SAR peak location (mm) X	Y	Z	3D distance (mm)	Summed SAR (W/kg)	SPLSR Results	Simultaneous SAR
	LTE Band 12	Back	0.997	5mm	12.4	-71.1	1.04	143.7	2.13	0.02	Not required
	WLAN2.4GHz		1.135	5mm	-22.8	68.2	0.55				

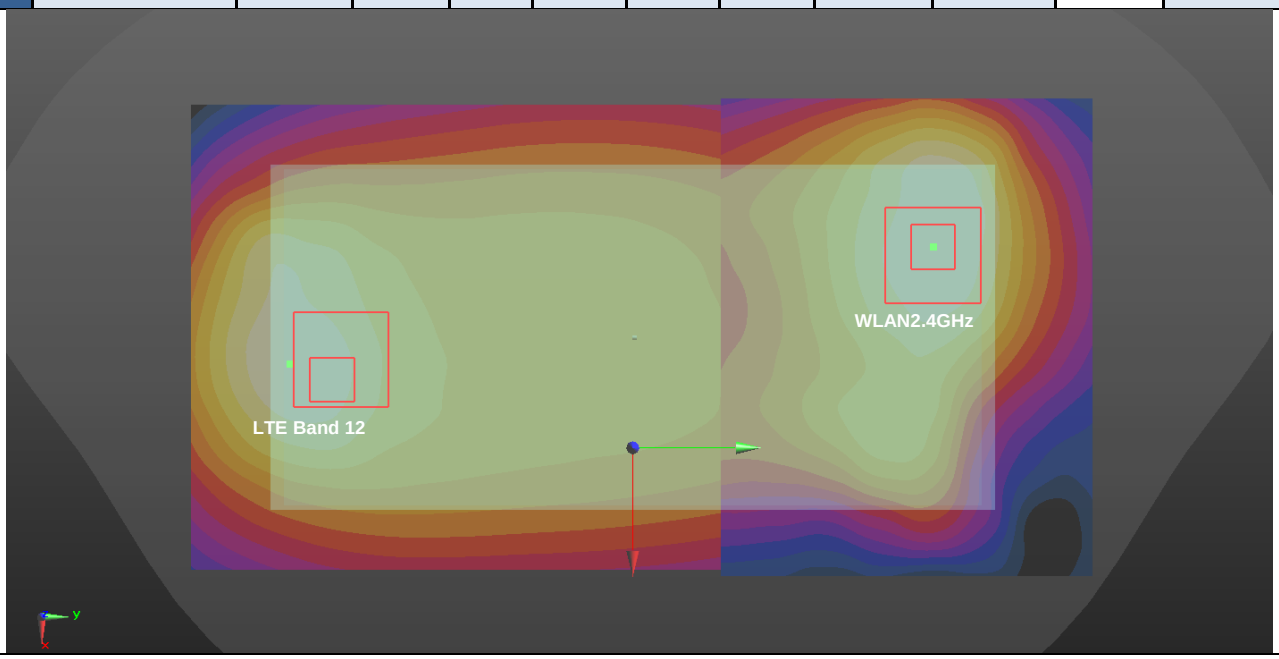

Case #29	Band	Position	SAR (W/kg)	Gap (mm)	SAR peak location (mm) X	Y	Z	3D distance (mm)	Summed SAR (W/kg)	SPLSR Results	Simultaneous SAR
	LTE Band 12	Back	0.997	5mm	12.4	-71.1	1.04	137.1	2.17	0.02	Not required
	WLAN5GHz		1.177	5mm	-13	63.6	0.69				

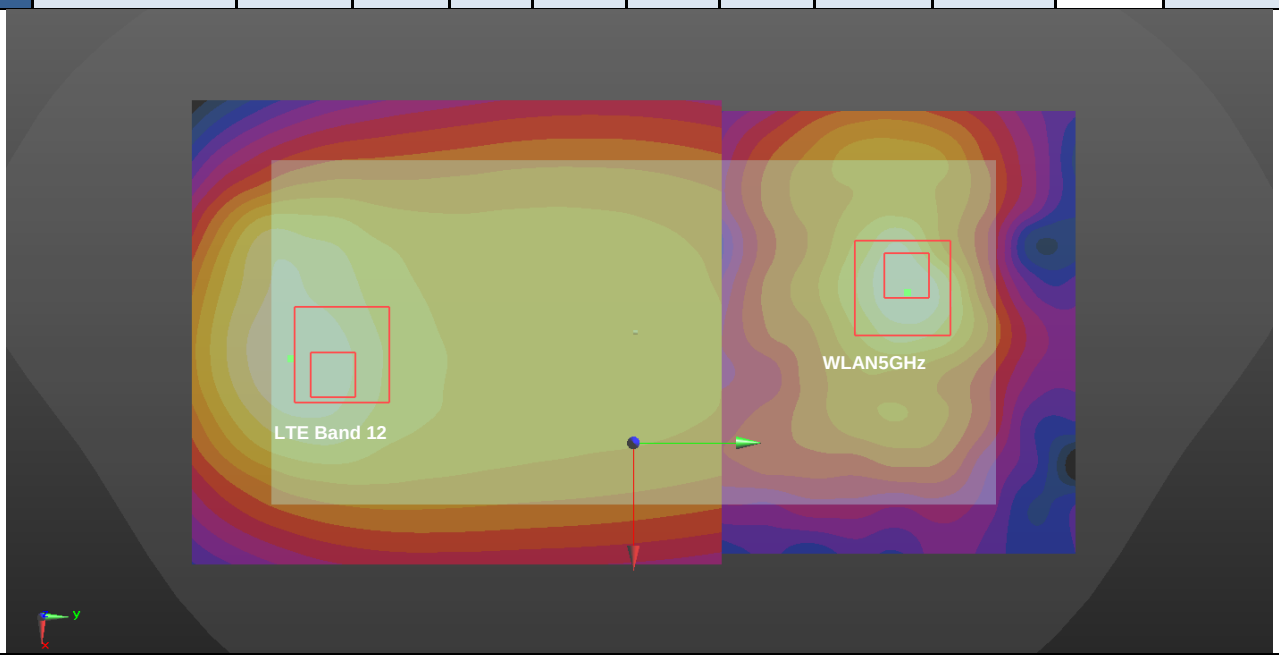

Case #30	Band	Position	SAR (W/kg)	Gap (mm)	SAR peak location (mm) X	Y	Z	3D distance (mm)	Summed SAR (W/kg)	SPLSR Results	Simultaneous SAR
	LTE Band 13	Front	0.674	5mm	-6	-82	-3.23	154.0	1.68	0.01	Not required
	WLAN2.4GHz		1.003	5mm	24.2	69	0.71				

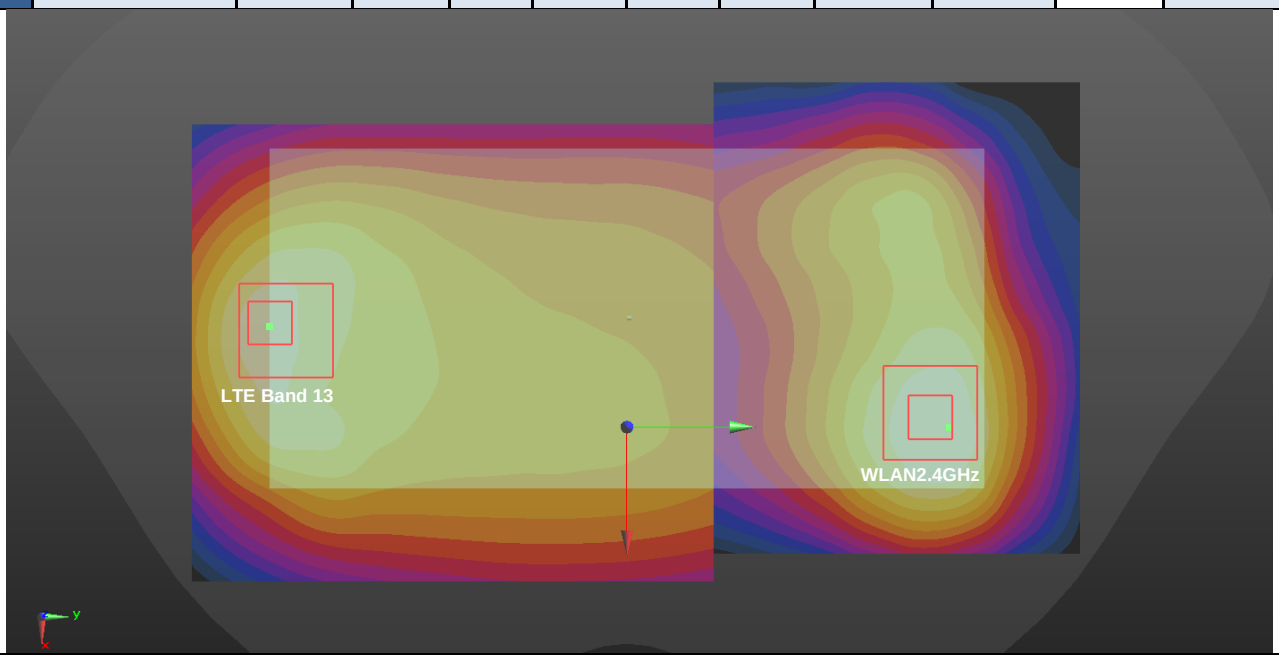

Case #31	Band	Position	SAR (W/kg)	Gap (mm)	SAR peak location (mm) X	Y	Z	3D distance (mm)	Summed SAR (W/kg)	SPLSR Results	Simultaneous SAR
	LTE Band 13	Back	0.995	5mm	12.4	-78.9	1.05	151.3	2.13	0.02	Not required
	WLAN2.4GHz		1.135	5mm	-22.8	68.2	0.55				

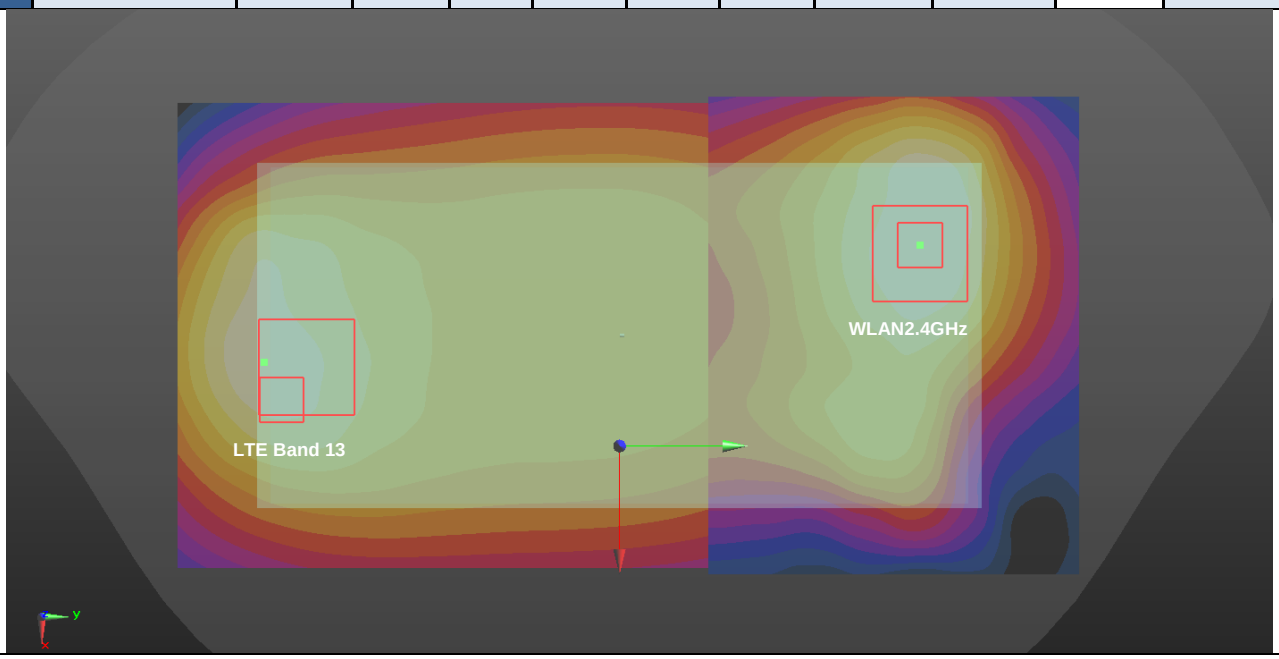

Case #32	Band	Position	SAR (W/kg)	Gap (mm)	SAR peak location (mm) X	Y	Z	3D distance (mm)	Summed SAR (W/kg)	SPLSR Results	Simultaneous SAR
	LTE Band 13	Right Side	0.808	5mm	-6	-0.5	-4.1	62.9	1.60	0.03	Not required
	WLAN2.4GHz		0.787	5mm	-6.2	-63.2	0.8				

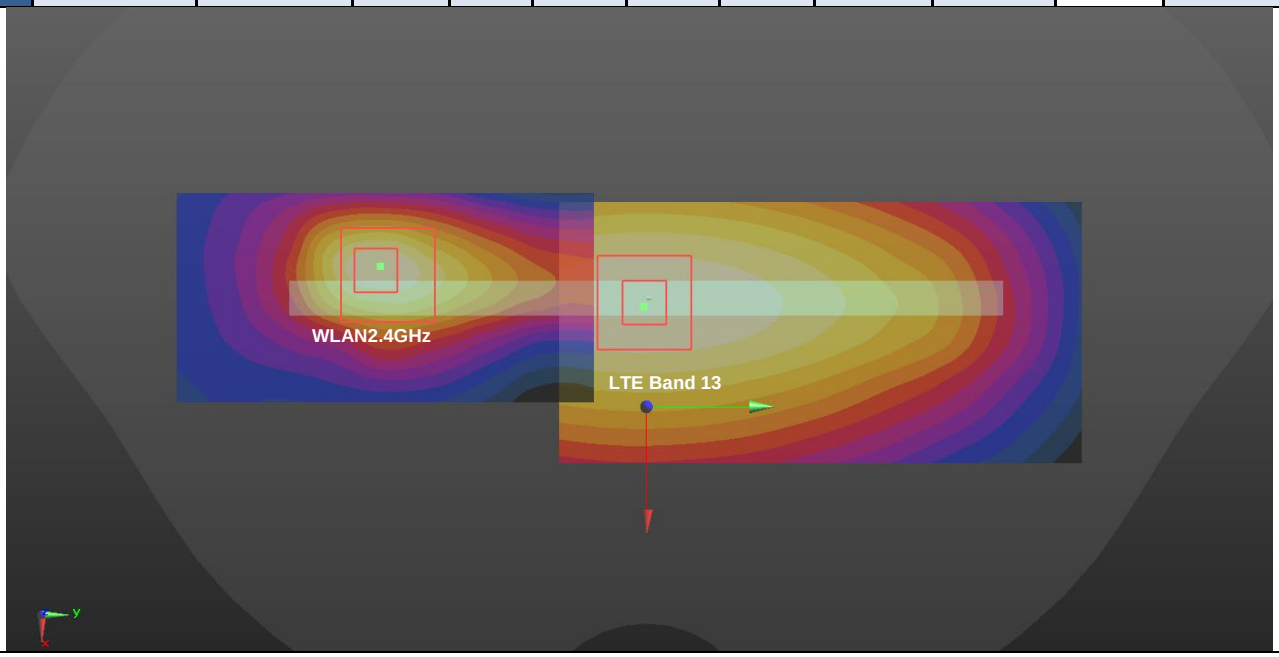

Case #33	Band	Position	SAR (W/kg)	Gap (mm)	SAR peak location (mm)			3D distance (mm)	Summed SAR (W/kg)	SPLSR Results	Simultaneous SAR
					X	Y	Z				
	LTE Band 13	Back	0.995	5mm	12.4	-78.9	1.05	144.7	2.17	0.02	Not required
	WLAN5GHz		1.177	5mm	-13	63.6	0.69				

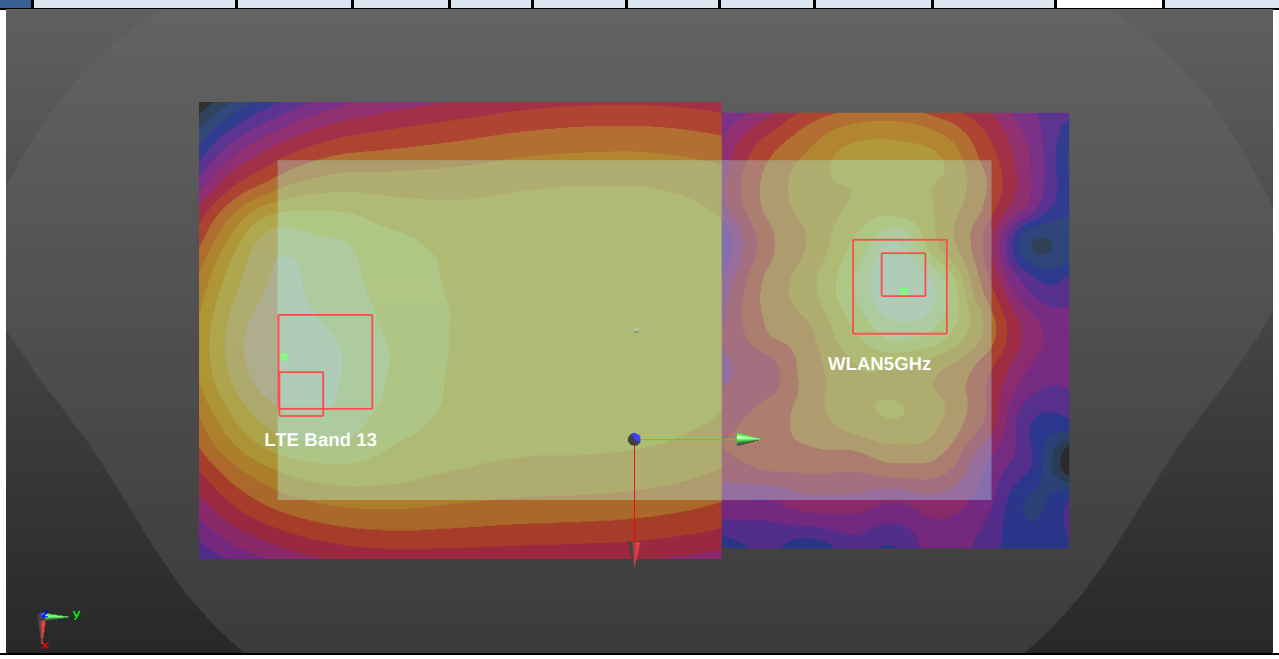

Case #34	Band	Position	SAR (W/kg)	Gap (mm)	SAR peak location (mm)			3D distance (mm)	Summed SAR (W/kg)	SPLSR Results	Simultaneous SAR
					X	Y	Z				
	LTE Band 14	Front	0.674	5mm	-10.7	-85.2	-3.27	158.2	1.68	0.01	Not required
	WLAN2.4GHz		1.003	5mm	24.2	69	0.71				

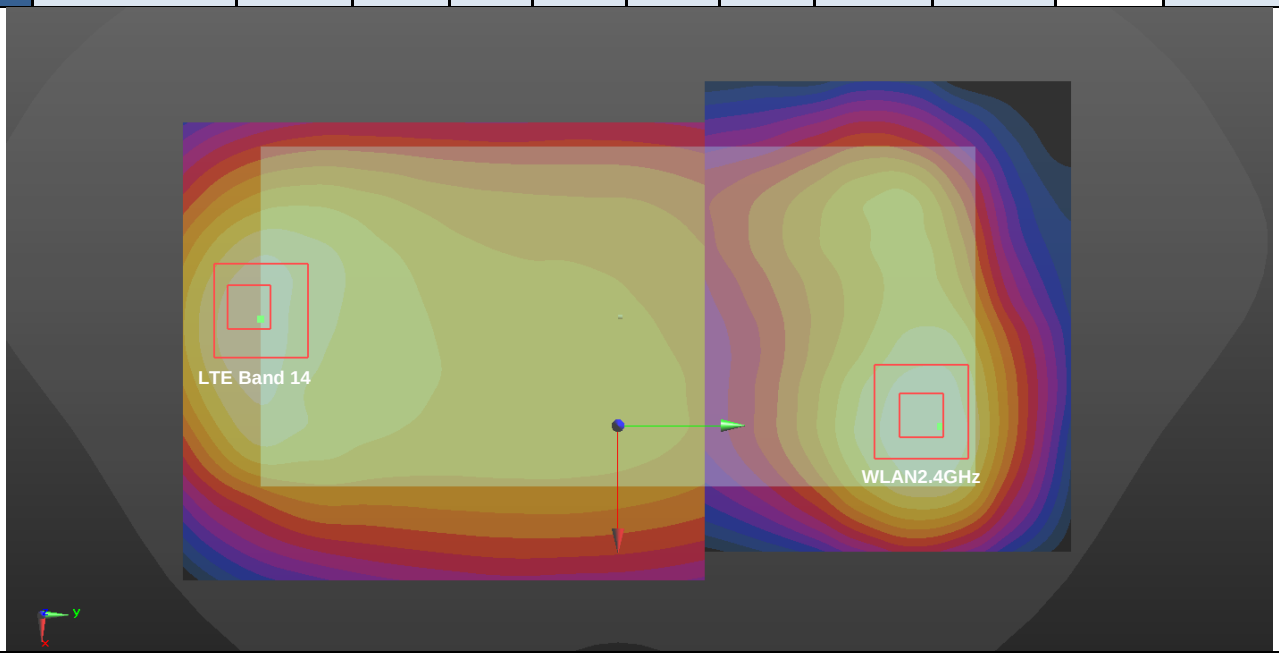

Case #35	Band	Position	SAR (W/kg)	Gap (mm)	SAR peak location (mm)			3D distance (mm)	Summed SAR (W/kg)	SPLSR Results	Simultaneous SAR
					X	Y	Z				
	LTE Band 14	Back	0.851	5mm	12.4	-80.5	1.05	152.8	1.99	0.02	Not required
	WLAN2.4GHz		1.135	5mm	-22.8	68.2	0.55				

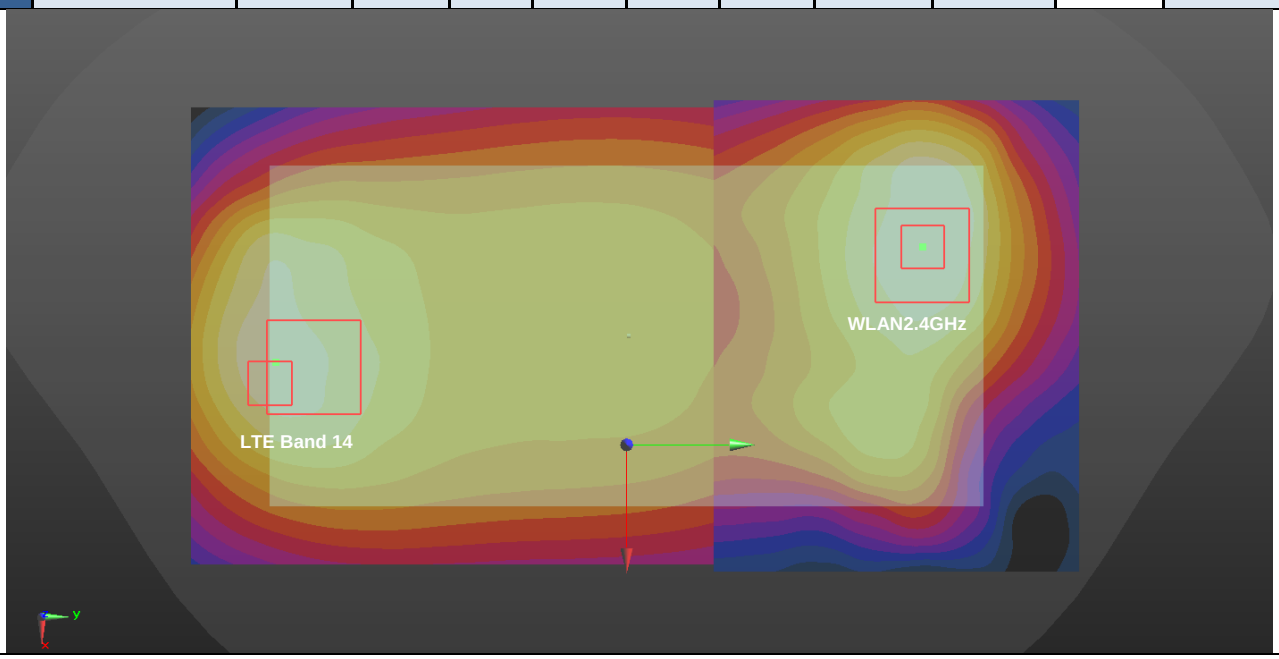

Case #36	Band	Position	SAR (W/kg)	Gap (mm)	SAR peak location (mm) X	Y	Z	3D distance (mm)	Summed SAR (W/kg)	SPLSR Results	Simultaneous SAR
	LTE Band 14	Right Side	0.867	5mm	-6	-2	-4.07	61.4	1.65	0.03	Not required
	WLAN2.4GHz		0.787	5mm	-6.2	-63.2	0.8				

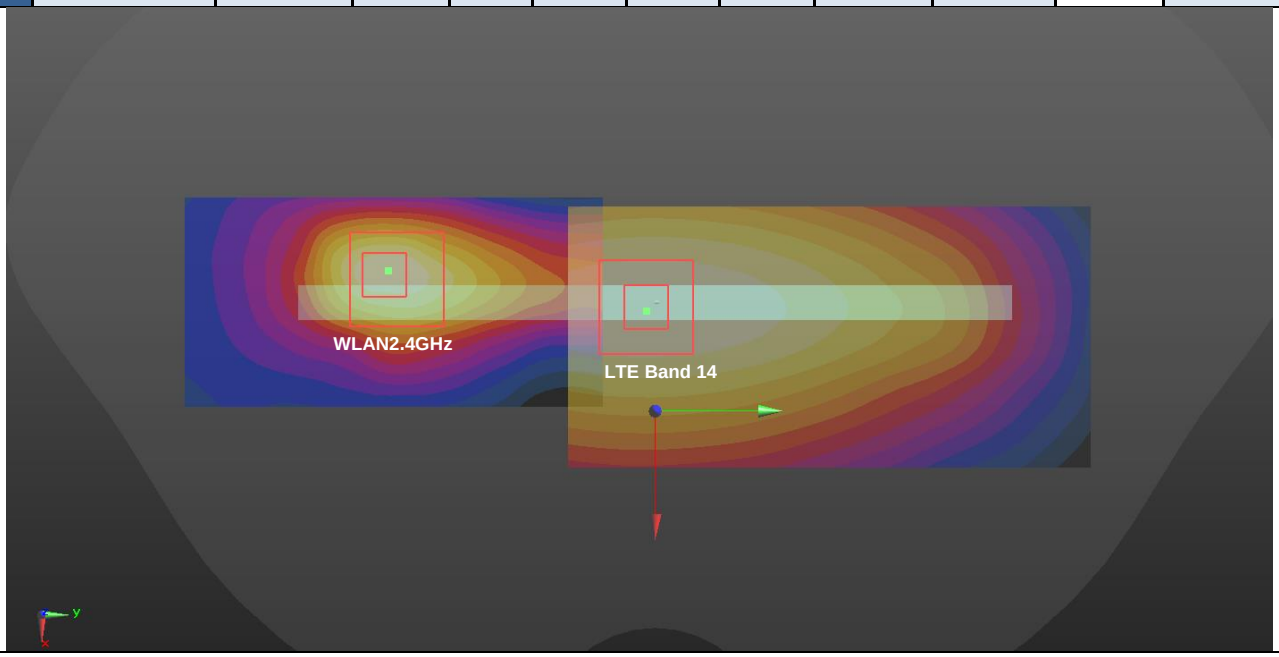

Case #37	Band	Position	SAR (W/kg)	Gap (mm)	SAR peak location (mm) X	Y	Z	3D distance (mm)	Summed SAR (W/kg)	SPLSR Results	Simultaneous SAR
	LTE Band 14	Back	0.851	5mm	12.4	-80.5	1.05	146.3	2.03	0.02	Not required
	WLAN5GHz		1.177	5mm	-13	63.6	0.69				

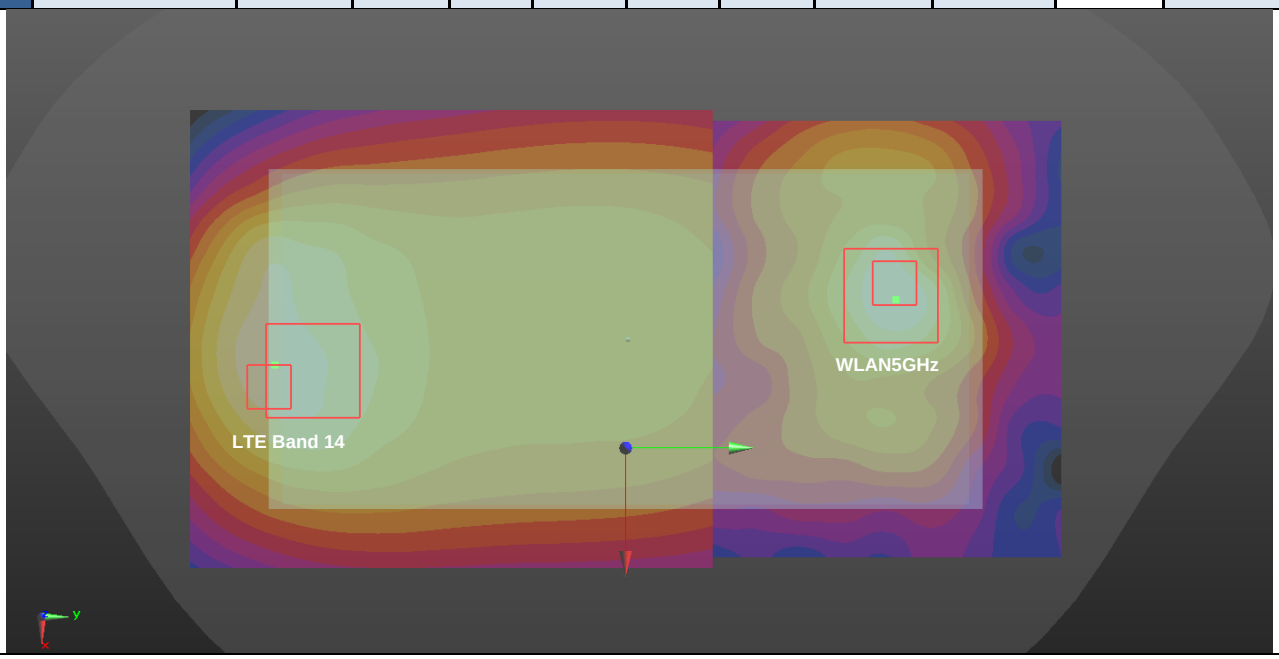

Case #38	Band	Position	SAR (W/kg)	Gap (mm)	SAR peak location (mm)			3D distance (mm)	Summed SAR (W/kg)	SPLSR Results	Simultaneous SAR
					X	Y	Z				
	LTE Band 26	Front	0.953	5mm	-1.4	-82	1.91	153.2	1.96	0.02	Not required
	WLAN2.4GHz		1.003	5mm	24.2	69	0.71				

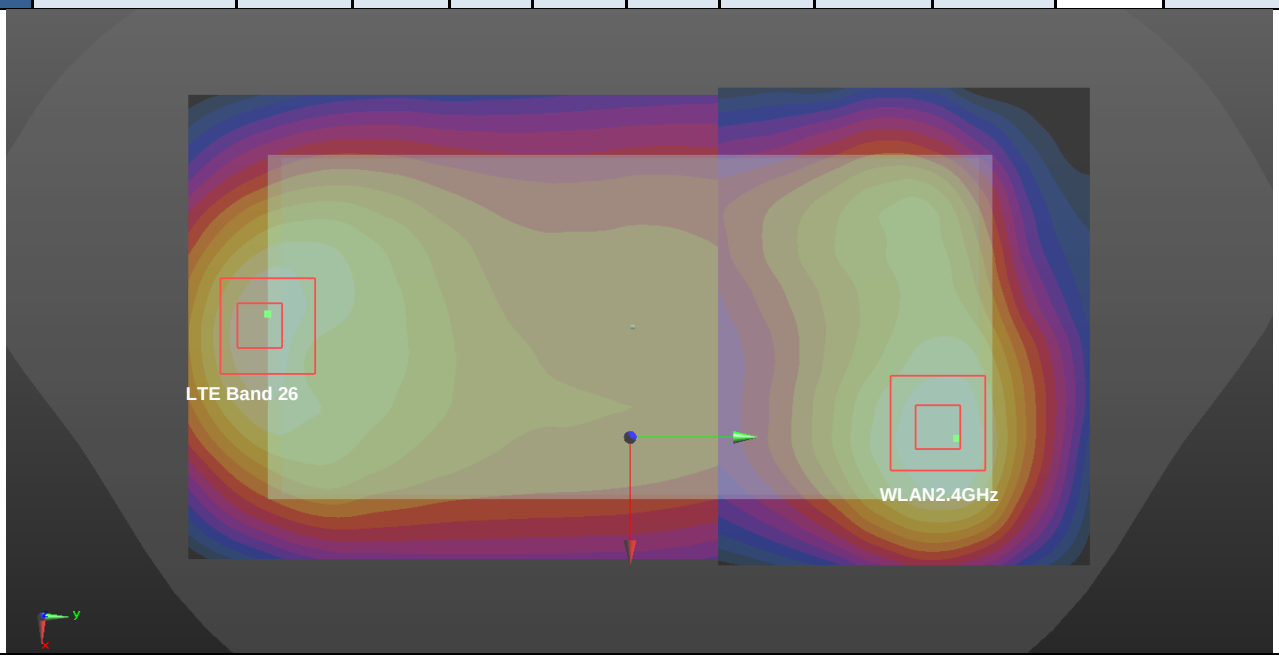

Case #39	Band	Position	SAR (W/kg)	Gap (mm)	SAR peak location (mm) X	Y	Z	3D distance (mm)	Summed SAR (W/kg)	SPLSR Results	Simultaneous SAR
	LTE Band 26	Back	1.201	5mm	12.4	-82	1.07	154.3	2.34	0.02	Not required
	WLAN2.4GHz		1.135	5mm	-22.8	68.2	0.55				

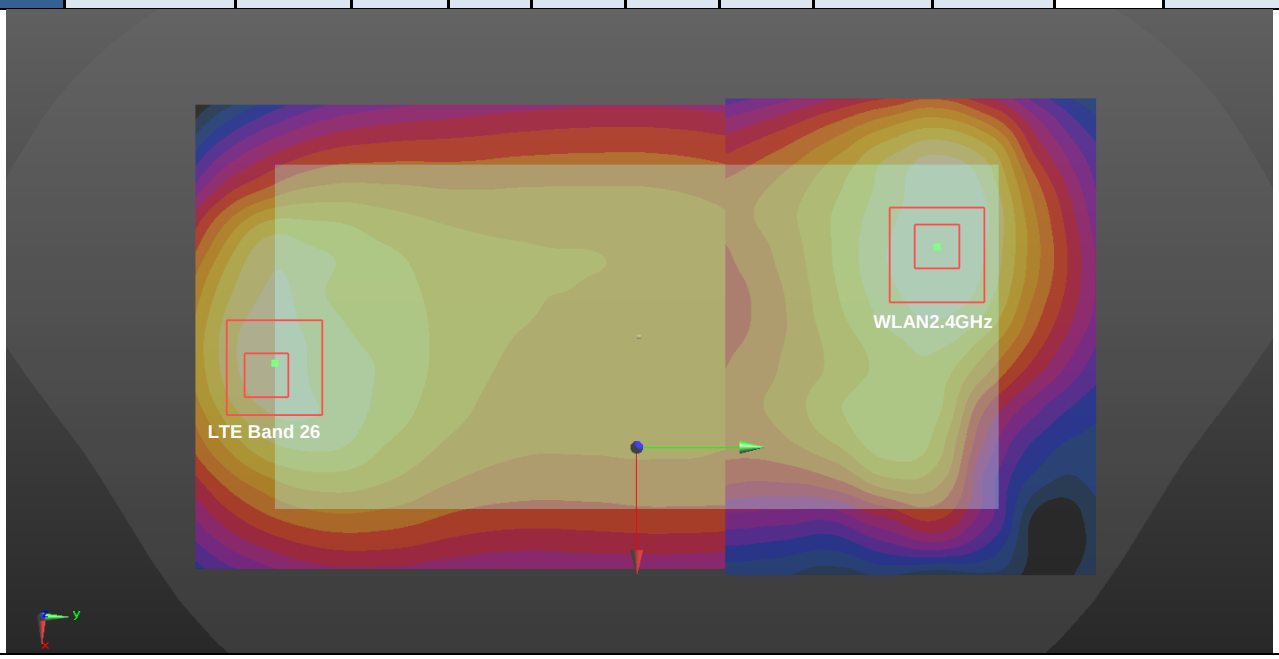

Case #40	Band	Position	SAR (W/kg)	Gap (mm)	SAR peak location (mm)			3D distance (mm)	Summed SAR (W/kg)	SPLSR Results	Simultaneous SAR
					X	Y	Z				
	LTE Band 26	Back	1.201	5mm	12.4	-82	1.07	147.8	2.38	0.02	Not required
	WLAN5GHz		1.177	5mm	-13	63.6	0.69				

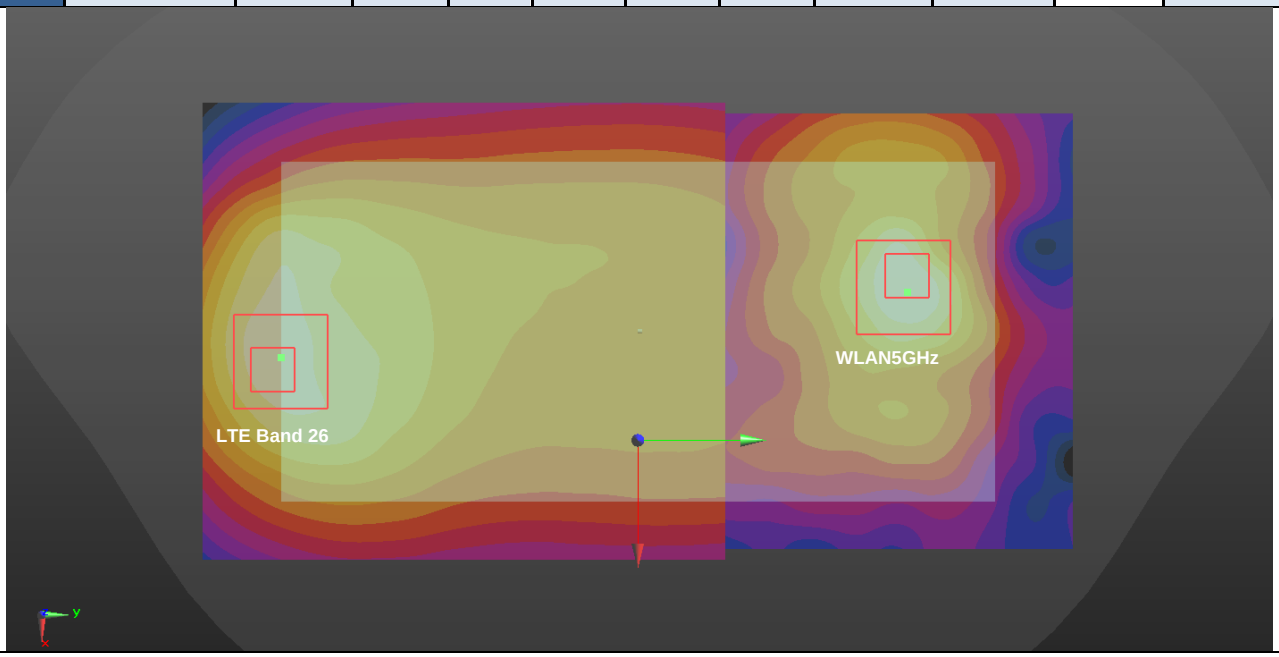

Case #41	Band	Position	SAR (W/kg)	Gap (mm)	SAR peak location (mm) X	Y	Z	3D distance (mm)	Summed SAR (W/kg)	SPLSR Results	Simultaneous SAR
	LTE Band 25	Front	0.689	5mm	4.5	-80.8	2.35	151.1	1.69	0.01	Not required
	WLAN2.4GHz		1.003	5mm	24.2	69	0.71				

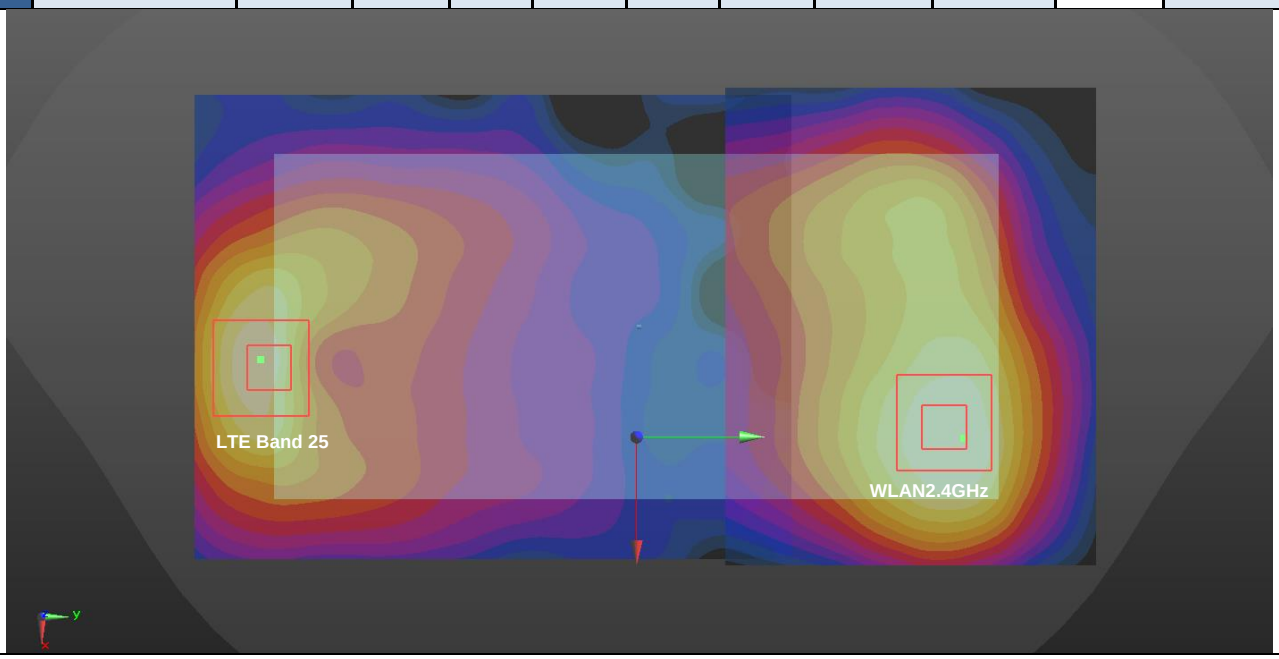

Case #42	Band	Position	SAR (W/kg)	Gap (mm)	SAR peak location (mm)			3D distance (mm)	Summed SAR (W/kg)	SPLSR Results	Simultaneous SAR
					X	Y	Z				
	LTE Band 25	Back	1.292	5mm	-4.6	-80.4	1.89	149.7	2.43	0.03	Not required
	WLAN2.4GHz		1.135	5mm	-22.8	68.2	0.55				

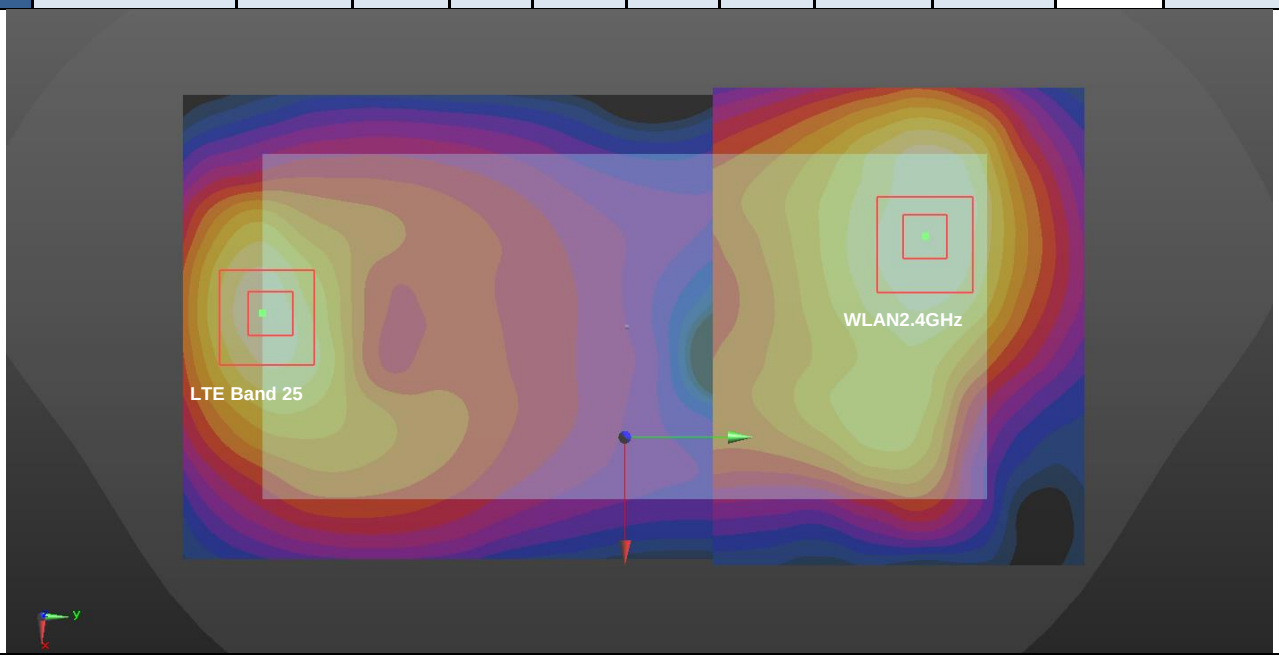

Case #43	Band	Position	SAR (W/kg)	Gap (mm)	SAR peak location (mm) X	Y	Z	3D distance (mm)	Summed SAR (W/kg)	SPLSR Results	Simultaneous SAR
	LTE Band 25	Back	1.292	5mm	-4.6	-80.4	1.89	144.2	2.47	0.03	Not required
	WLAN5GHz		1.177	5mm	-13	63.6	0.69				

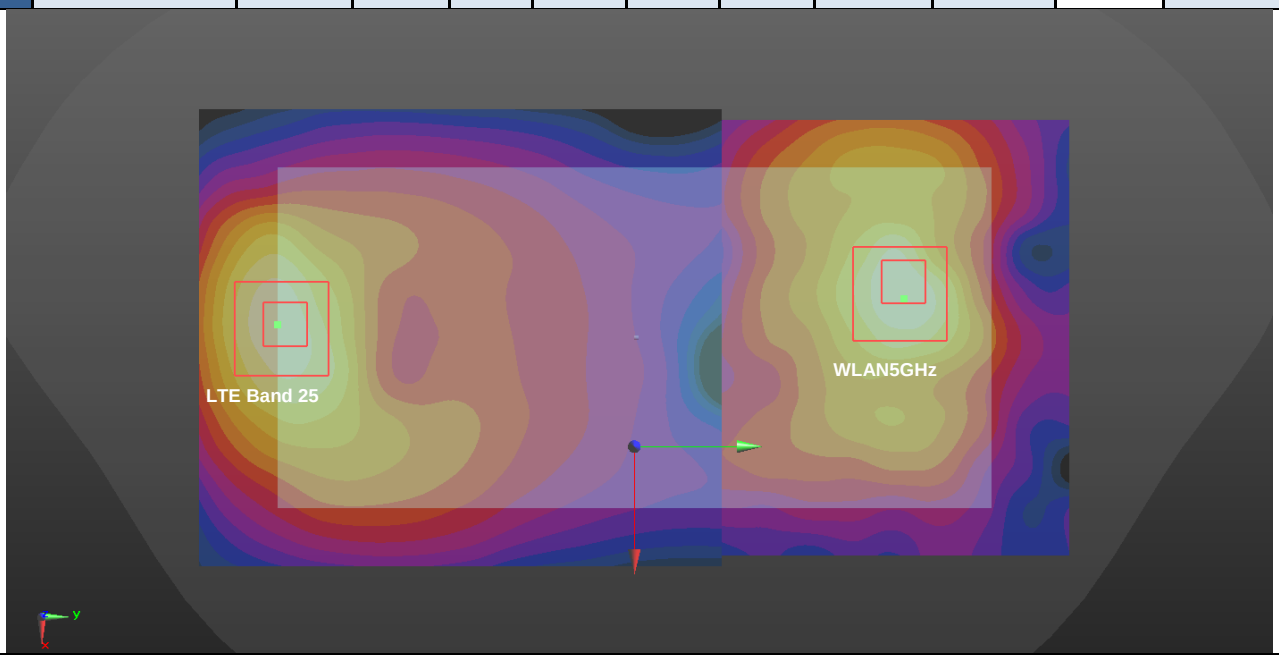

Case #44	Band	Position	SAR (W/kg)	Gap (mm)	SAR peak location (mm)			3D distance (mm)	Summed SAR (W/kg)	SPLSR Results	Simultaneous SAR
					X	Y	Z				
	LTE Band 30	Front	0.951	5mm	-25.2	-77.8	2.04	154.9	1.95	0.02	Not required
	WLAN2.4GHz		1.003	5mm	24.2	69	0.71				

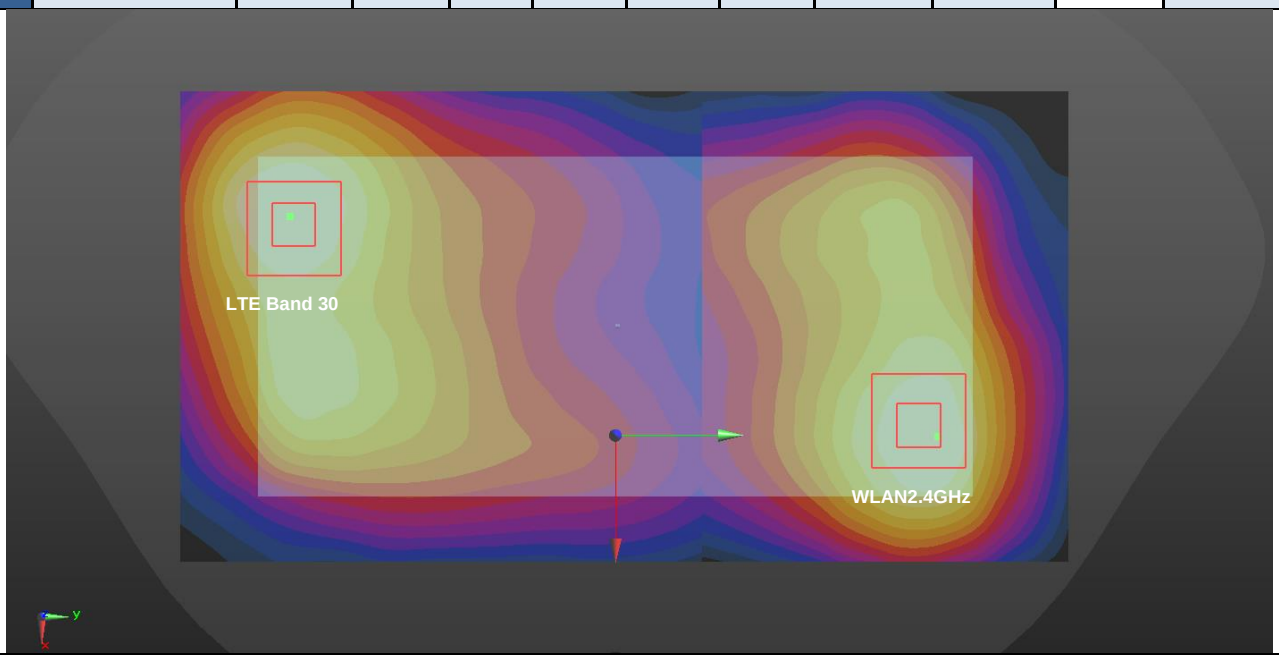

Case #45	Band	Position	SAR (W/kg)	Gap (mm)	SAR peak location (mm) X	Y	Z	3D distance (mm)	Summed SAR (W/kg)	SPLSR Results	Simultaneous SAR
	LTE Band 30	Back	1.233	5mm	27.4	-63.2	2.08	140.7	2.37	0.03	Not required
	WLAN2.4GHz		1.135	5mm	-22.8	68.2	0.55				

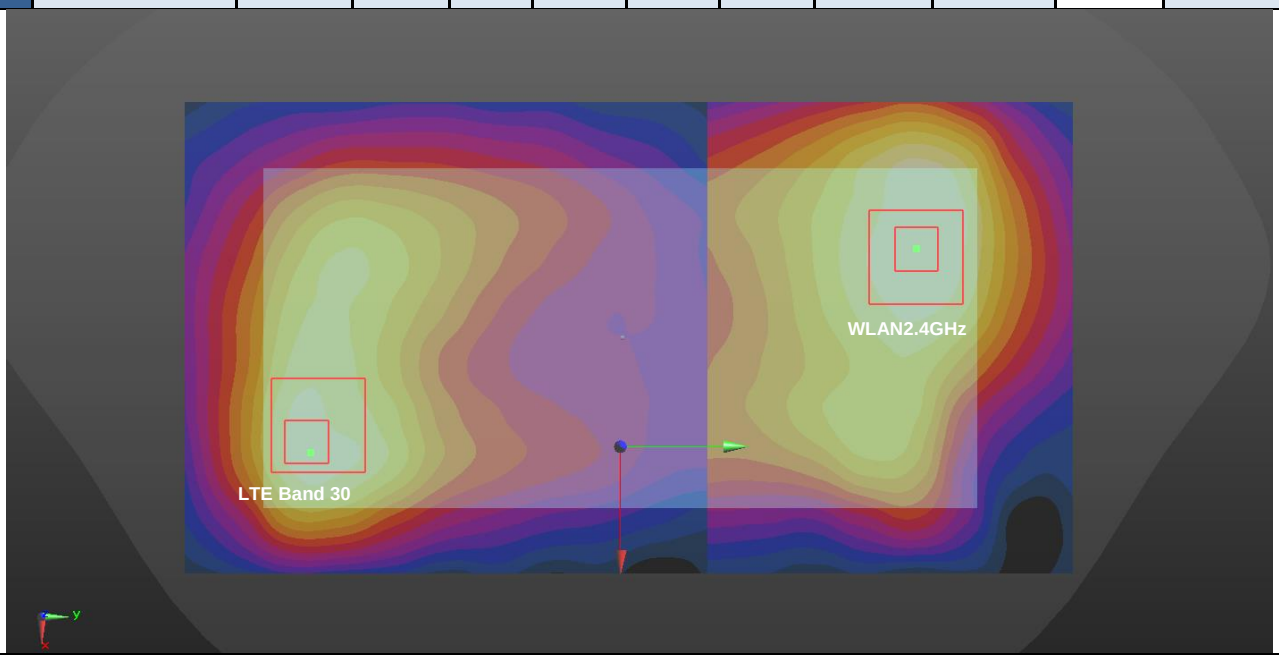

Case #46	Band	Position	SAR (W/kg)	Gap (mm)	SAR peak location (mm) X	Y	Z	3D distance (mm)	Summed SAR (W/kg)	SPLSR Results	Simultaneous SAR
	LTE Band 30	Back	1.233	5mm	27.4	-63.2	2.08	133.1	2.41	0.03	Not required
	WLAN5GHz		1.177	5mm	-13	63.6	0.69				

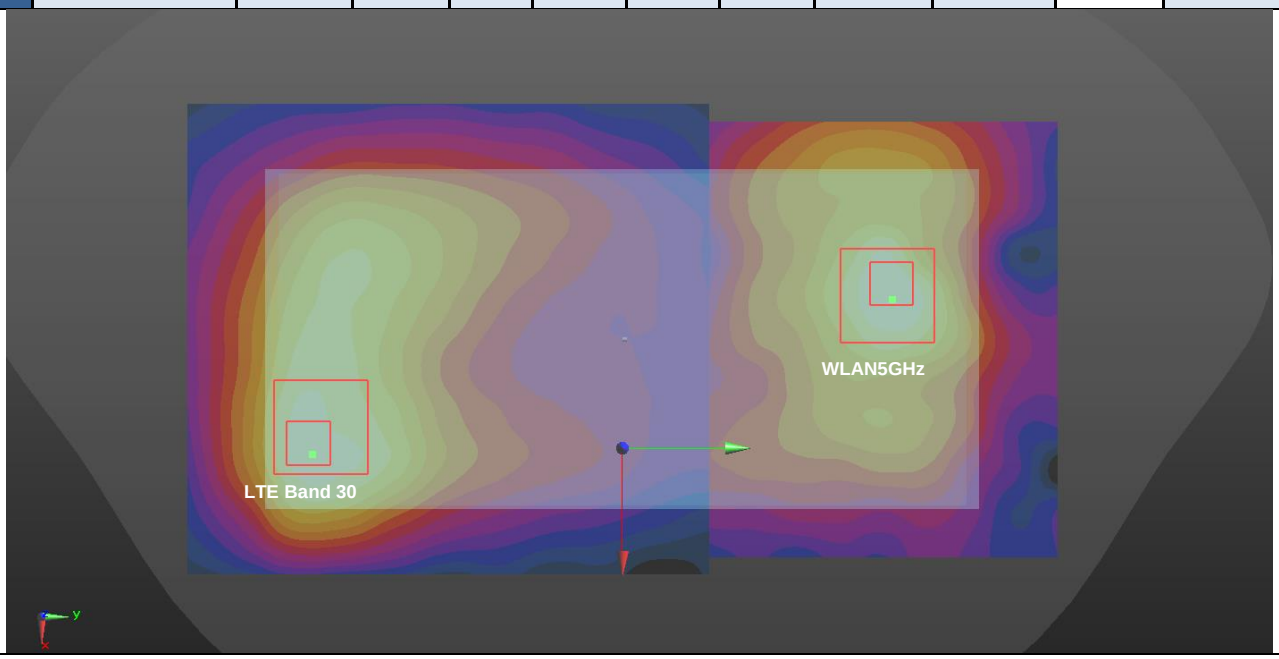

Case #47	Band	Position	SAR (W/kg)	Gap (mm)	SAR peak location (mm) X	Y	Z	3D distance (mm)	Summed SAR (W/kg)	SPLSR Results	Simultaneous SAR
	LTE Band 7	Front	0.706	5mm	-35.2	-82.2	2.06	162.5	1.71	0.01	Not required
	WLAN2.4GHz		1.003	5mm	24.2	69	0.71				

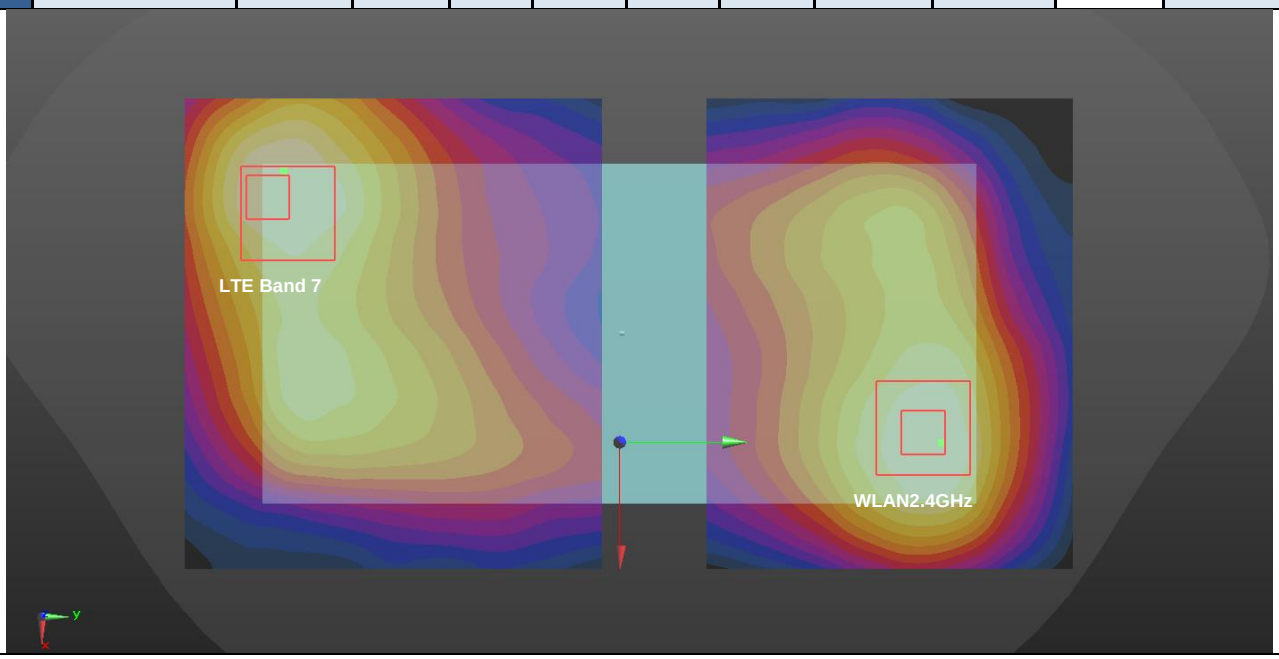

Case #48	Band	Position	SAR (W/kg)	Gap (mm)	SAR peak location (mm)			3D distance (mm)	Summed SAR (W/kg)	SPLSR Results	Simultaneous SAR
					X	Y	Z				
	LTE Band 7	Back	1.372	5mm	31.8	-76.2	1.98	154.4	2.51	0.03	Not required
	WLAN2.4GHz		1.135	5mm	-22.8	68.2	0.55				

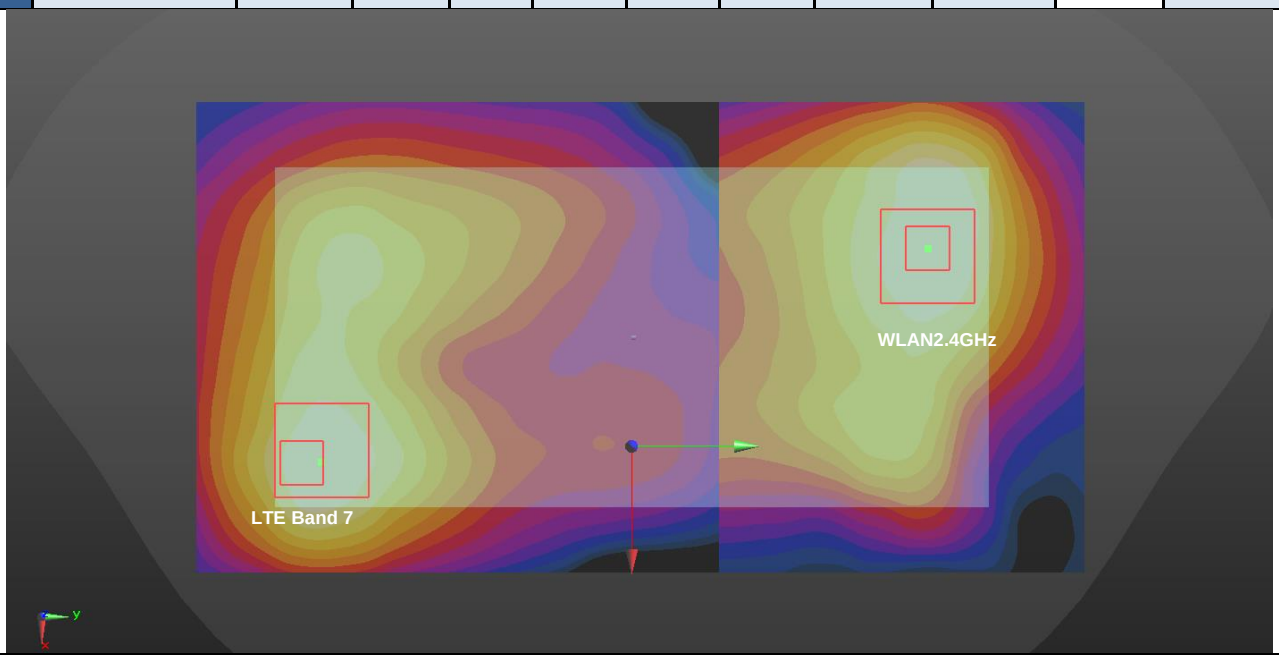

Case #49	Band	Position	SAR (W/kg)	Gap (mm)	SAR peak location (mm)			3D distance (mm)	Summed SAR (W/kg)	SPLSR Results	Simultaneous SAR
					X	Y	Z				
	LTE Band 7	Back	1.372	5mm	31.8	-76.2	1.98	146.8	2.55	0.03	Not required
	WLAN5GHz		1.177	5mm	-13	63.6	0.69				

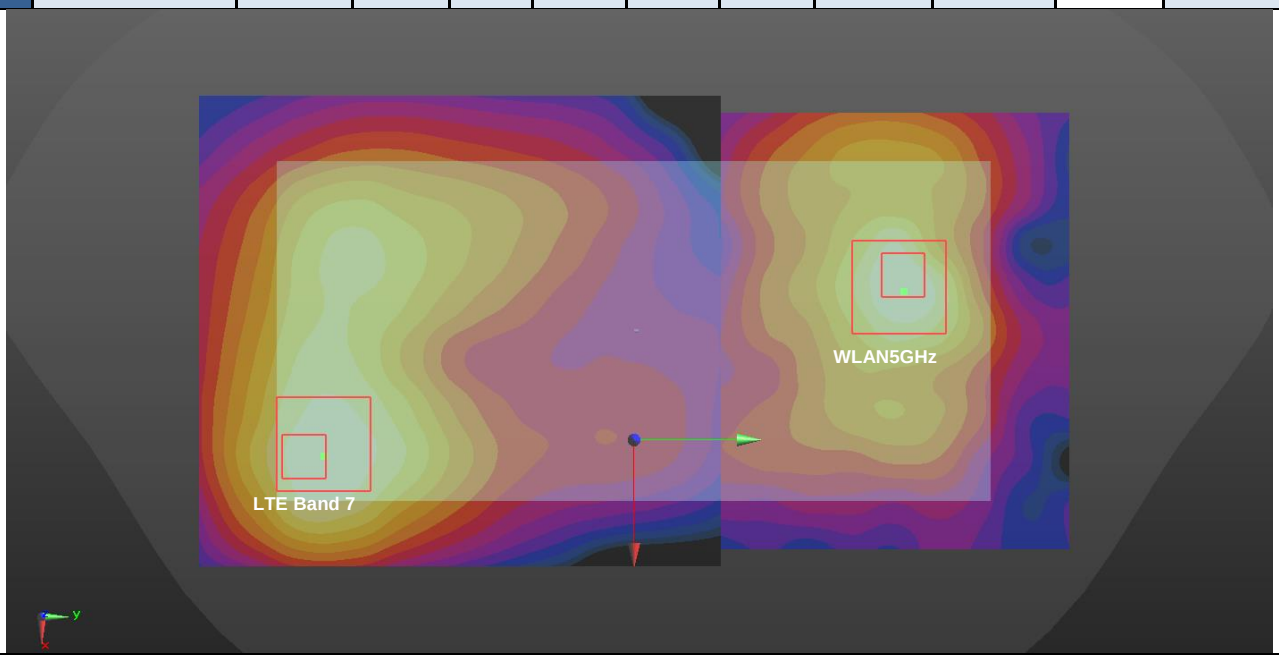

Case #50	Band	Position	SAR (W/kg)	Gap (mm)	SAR peak location (mm) X	Y	Z	3D distance (mm)	Summed SAR (W/kg)	SPLSR Results	Simultaneous SAR
	LTE Band 41	Front	0.803	5mm	-28.8	-78.4	2.06	156.6	1.81	0.02	Not required
	WLAN 2.4GHz		1.003	5mm	24.2	69	0.71				

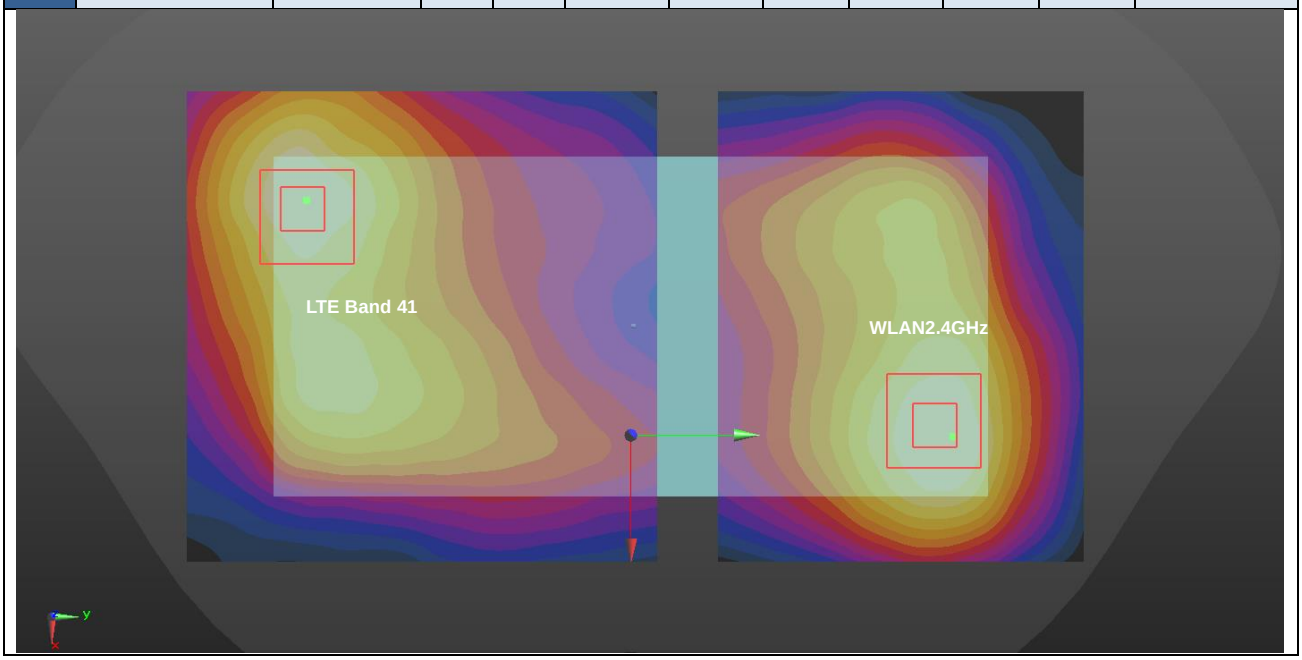

Case #51	Band	Position	SAR (W/kg)	Gap (mm)	SAR peak location (mm) X	Y	Z	3D distance (mm)	Summed SAR (W/kg)	SPLSR Results	Simultaneous SAR
	LTE Band 41	Back	1.279	5mm	25.2	-73.8	1.97	149.9	2.41	0.03	Not required
	WLAN 2.4GHz		1.135	5mm	-22.8	68.2	0.55				

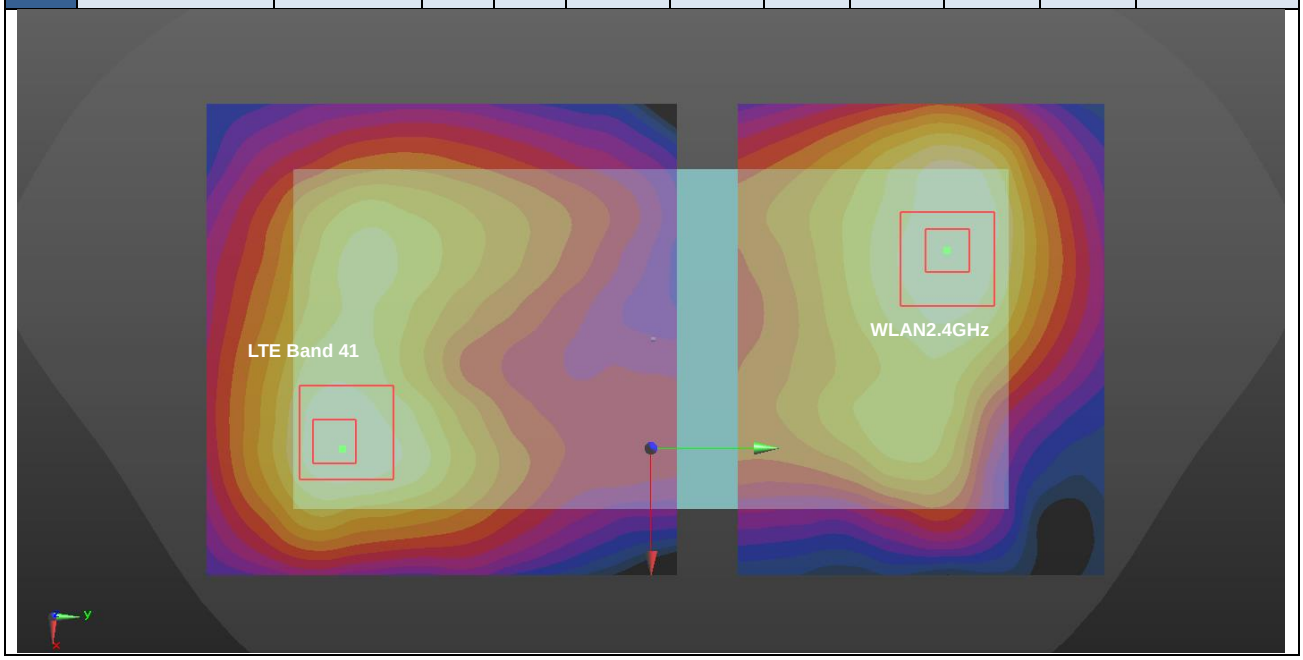

Case #52	Band	Position	SAR (W/kg)	Gap (mm)	SAR peak location (mm) X	Y	Z	3D distance (mm)	Summed SAR (W/kg)	SPLSR Results	Simultaneous SAR
	LTE Band 41	Back	1.279	5mm	25.2	-73.8	1.97	142.6	2.46	0.03	Not required
	WLAN 5GHz		1.177	5mm	-13	63.6	0.69				

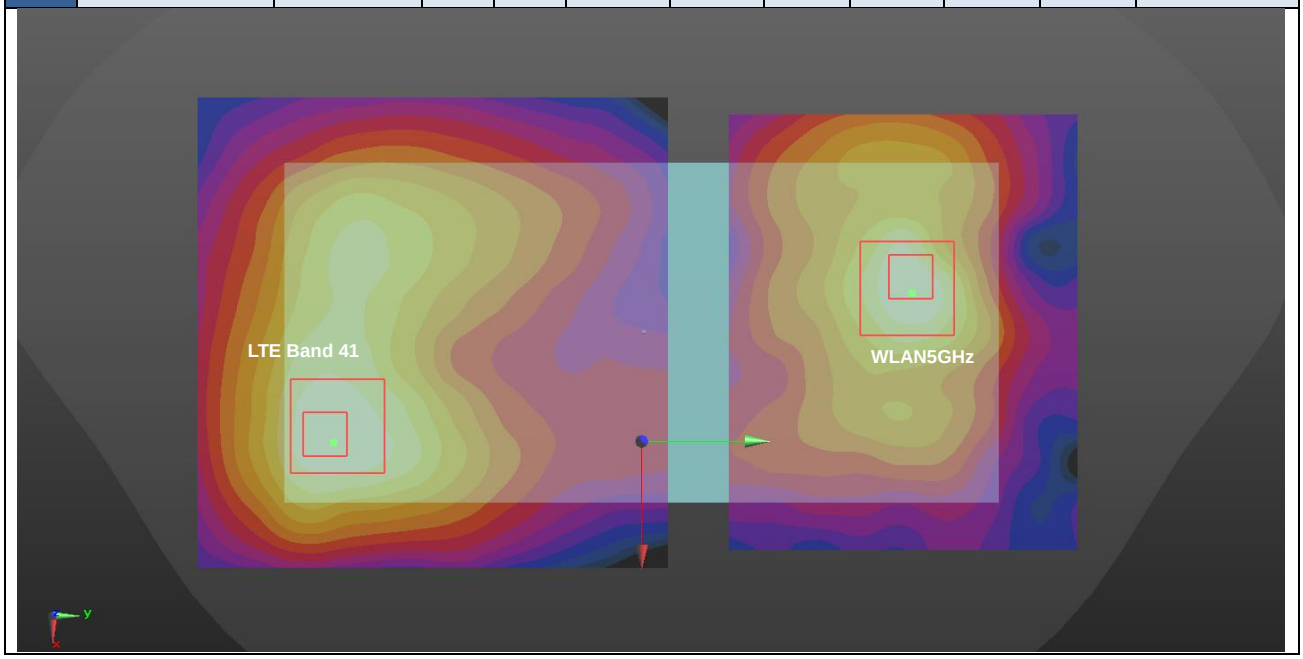

Case #92	Band	Position	SAR (W/kg)	Gap (mm)	SAR peak location (mm) X	Y	Z	3D distance (mm)	Summed SAR (W/kg)	SPLSR Results	Simultaneous SAR
	LTE Band 66	Front	0.689	5mm	-3.1	-86.3	2.09	157.7	1.69	0.01	Not required
	WLAN2.4GHz		1.003	5mm	24.2	69	0.71				

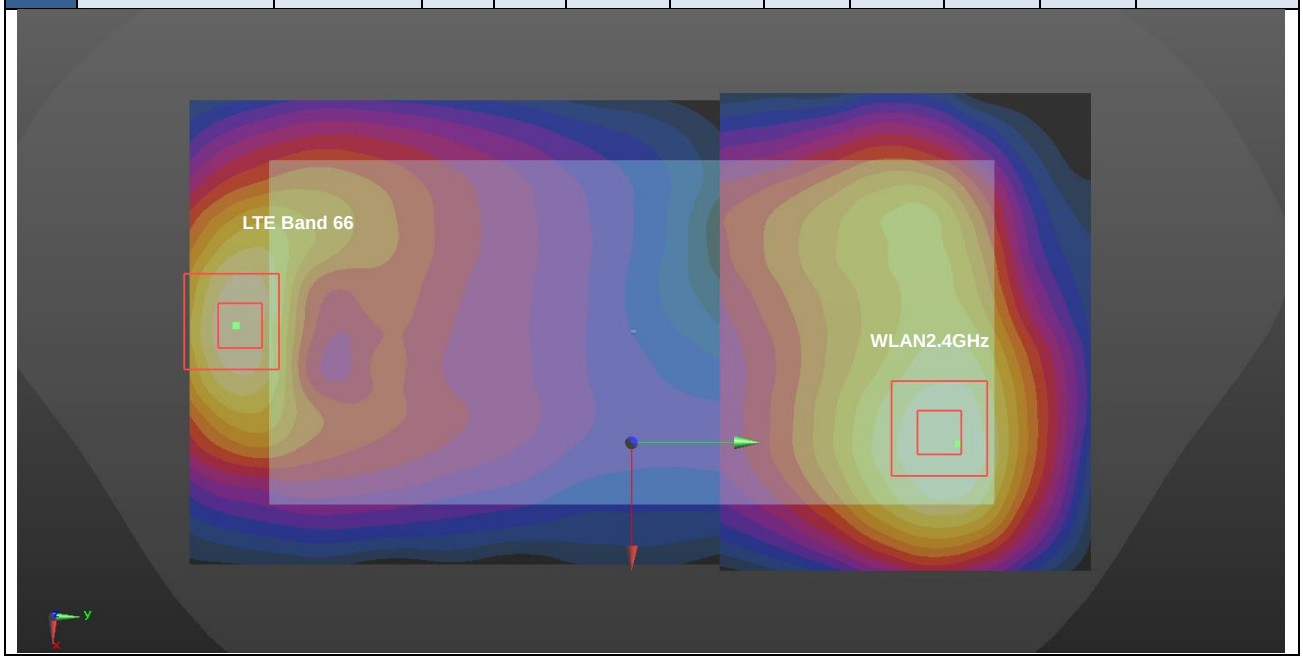

Case #93	Band	Position	SAR (W/kg)	Gap (mm)	SAR peak location (mm) X	Y	Z	3D distance (mm)	Summed SAR (W/kg)	SPLSR Results	Simultaneous SAR
	LTE Band 66	Back	1.32	5mm	-3	-86.3	2.08	155.8	2.46	0.02	Not required
	WLAN2.4GHz		1.135	5mm	-22.8	68.2	0.55				

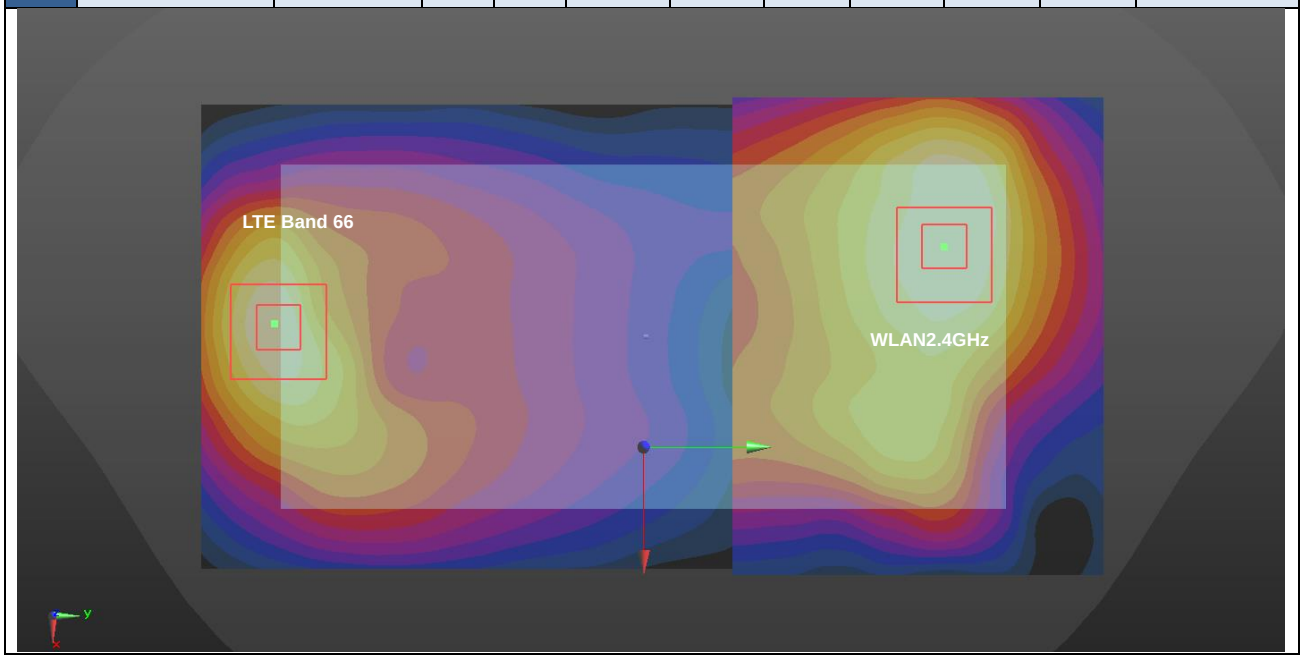

Case #94	Band	Position	SAR (W/kg)	Gap (mm)	SAR peak location (mm) X	Y	Z	3D distance (mm)	Summed SAR (W/kg)	SPLSR Results	Simultaneous SAR
	LTE Band 66	Back	1.32	5mm	-3	-86.3	2.08	150.2	2.50	0.03	Not required
	WLAN5GHz		1.177	5mm	-13	63.6	0.69				

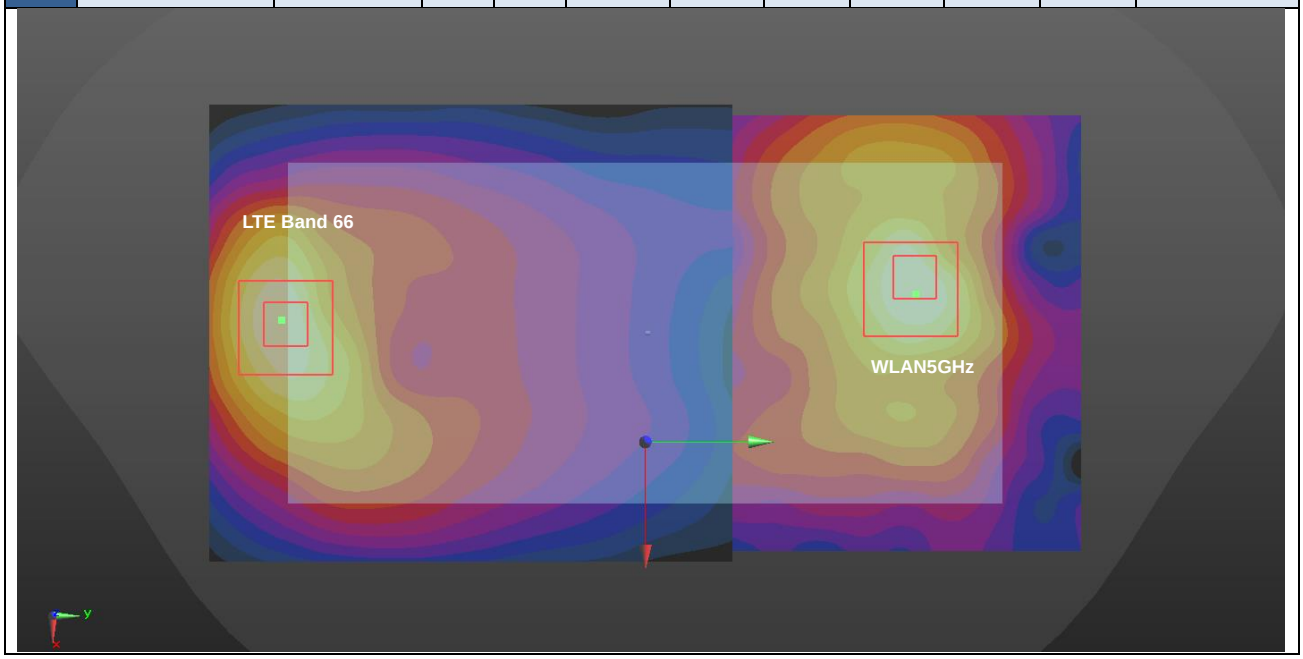

Case #53	Band	Position	SAR (W/kg)	Gap (mm)	SAR peak location (mm) X	Y	Z	3D distance (mm)	Summed SAR (W/kg)	SPLSR Results	Simultaneous SAR
	CDMA2000 BC10	Front	1.087	5mm	-6	-83.6	-3.21	155.6	2.09	0.02	Not required
	WLAN2.4GHz		1.003	5mm	24.2	69	0.71				

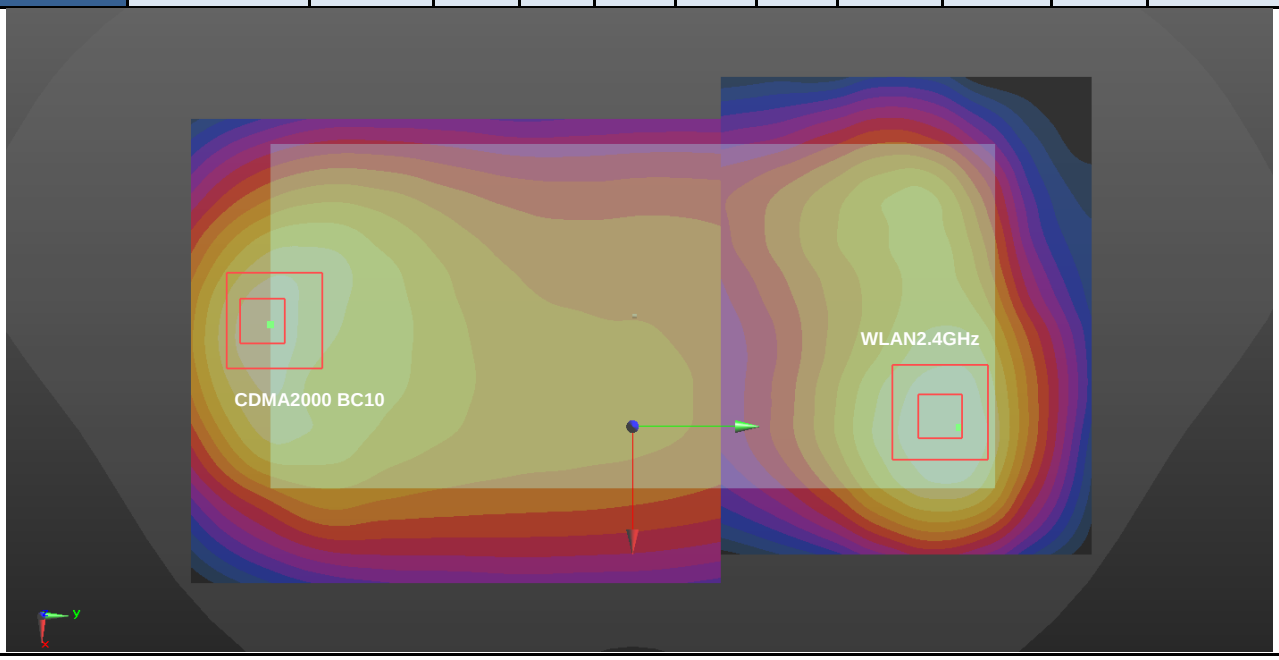

Case #54	Band	Position	SAR (W/kg)	Gap (mm)	SAR peak location (mm) X	Y	Z	3D distance (mm)	Summed SAR (W/kg)	SPLSR Results	Simultaneous SAR
	CDMA2000 BC10	Back	1.240	5mm	14	-78.8	-3	151.6	2.38	0.02	Not required
	WLAN2.4GHz		1.135	5mm	-22.8	68.2	0.55				

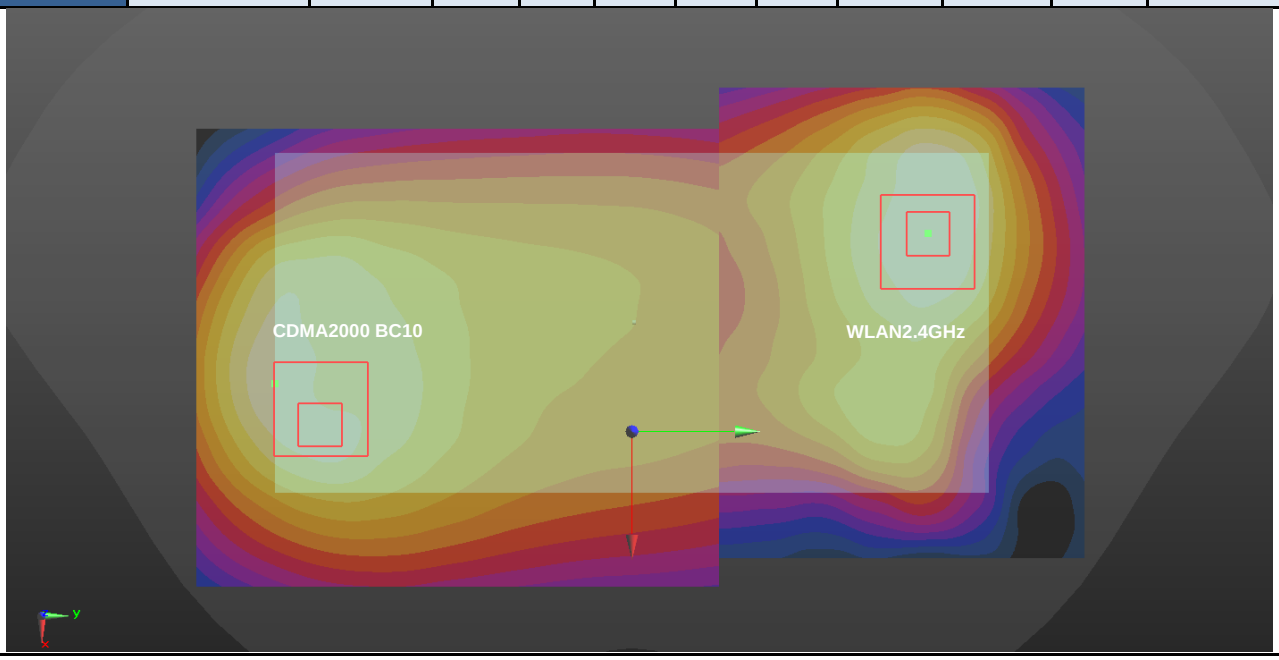

Case #55	Band	Position	SAR (W/kg)	Gap (mm)	SAR peak location (mm) X	Y	Z	3D distance (mm)	Summed SAR (W/kg)	SPLSR Results	Simultaneous SAR
	CDMA2000 BC10	Back	1.240	5mm	14	-78.8	-3	145.0	2.42	0.03	Not required
	WLAN5GHz		1.177	5mm	-13	63.6	0.69				

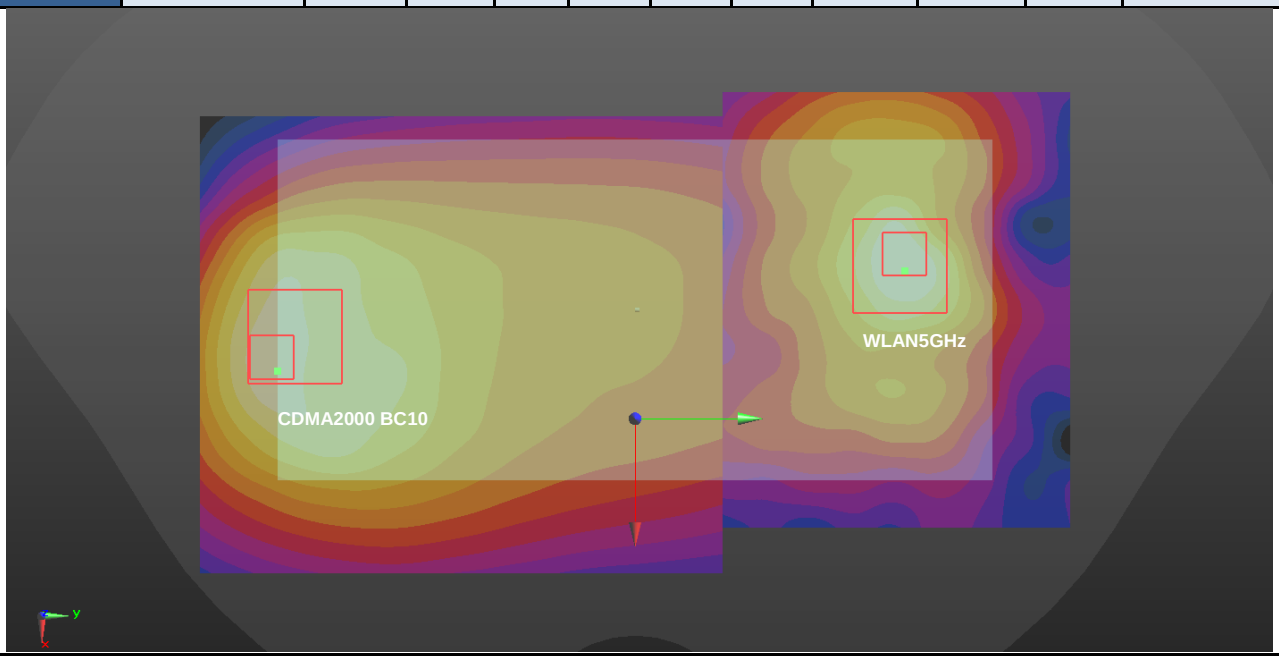

Case #56	Band	Position	SAR (W/kg)	Gap (mm)	SAR peak location (mm) X	Y	Z	3D distance (mm)	Summed SAR (W/kg)	SPLSR Results	Simultaneous SAR
	CDMA2000 BC0	Front	1.064	5mm	-6	-83.6	-3.19	155.6	2.07	0.02	Not required
	WLAN2.4GHz		1.003	5mm	24.2	69	0.71				

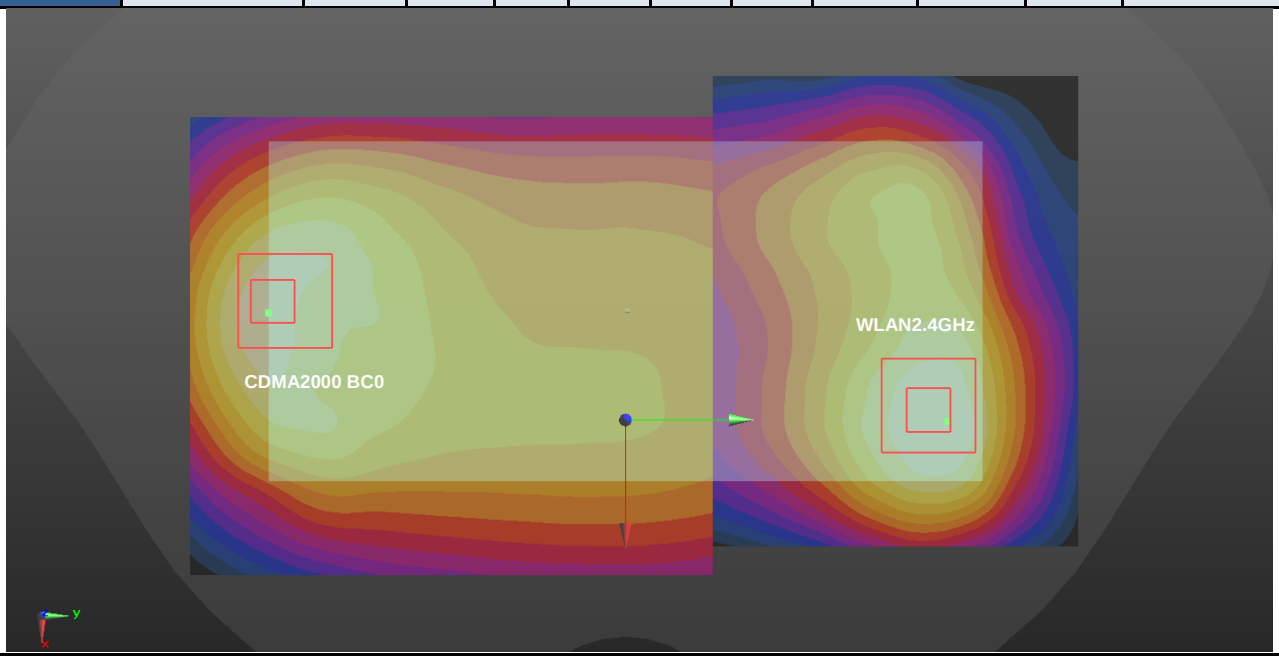

Case #57	Band	Position	SAR (W/kg)	Gap (mm)	SAR peak location (mm)			3D distance (mm)	Summed SAR (W/kg)	SPLSR Results	Simultaneous SAR
					X	Y	Z				
	CDMA2000 BC0	Back	1.286	5mm	14	-78.8	-2.99	151.6	2.42	0.02	Not required
	WLAN2.4GHz		1.135	5mm	-22.8	68.2	0.55				

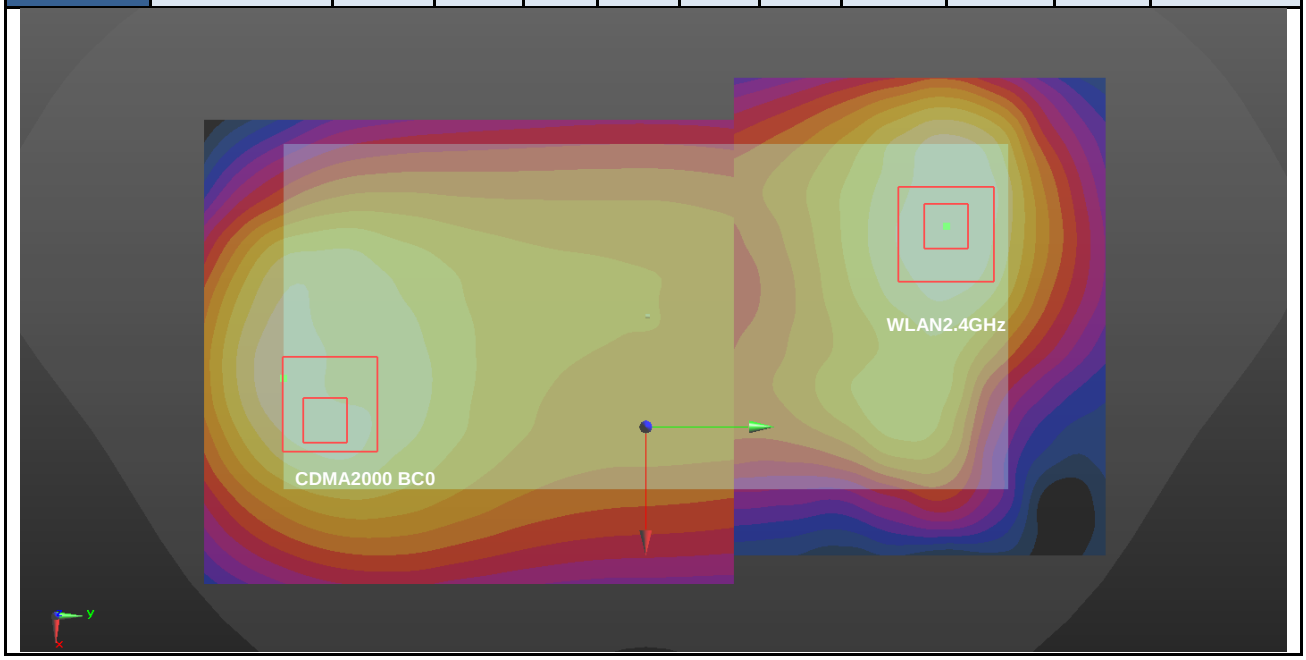

Case #58	Band	Position	SAR (W/kg)	Gap (mm)	SAR peak location (mm)			3D distance (mm)	Summed SAR (W/kg)	SPLSR Results	Simultaneous SAR
					X	Y	Z				
	CDMA2000 BC0	Back	1.286	5mm	14	-78.8	-2.99	145.0	2.46	0.03	Not required
	WLAN5GHz		1.177	5mm	-13	63.6	0.69				

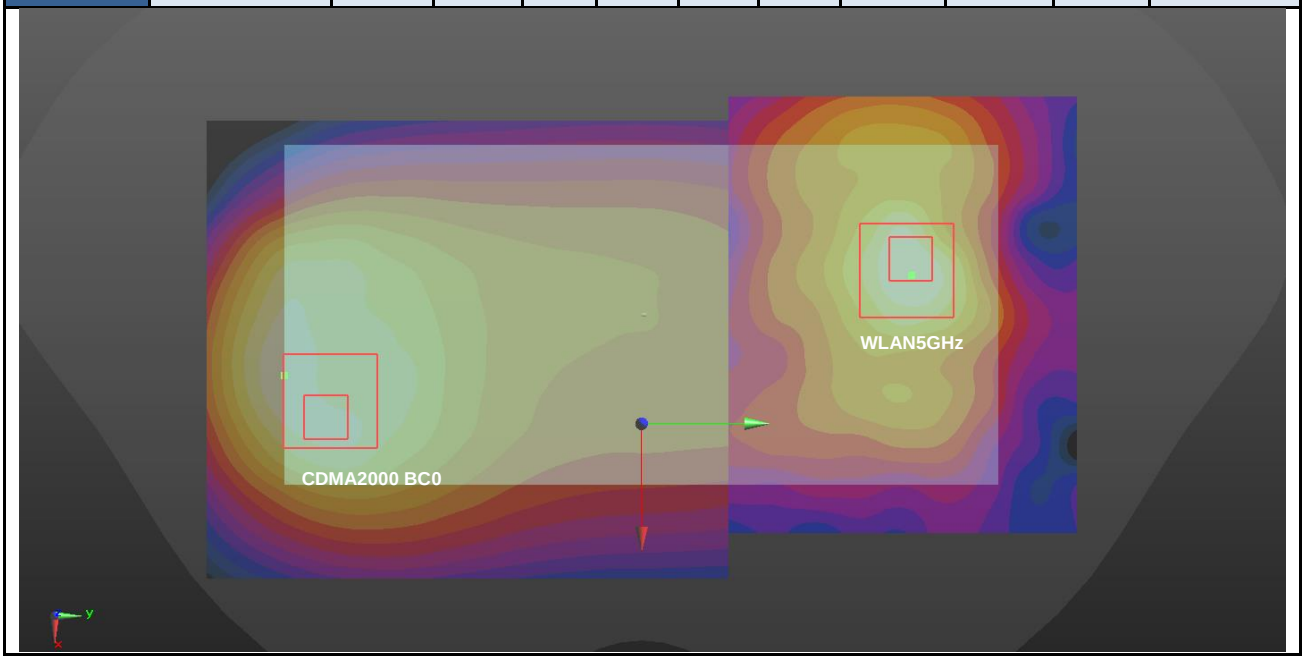

Case #59	Band	Position	SAR (W/kg)	Gap (mm)	SAR peak location (mm)			3D distance (mm)	Summed SAR (W/kg)	SPLSR Results	Simultaneous SAR
					X	Y	Z				
	CDMA2000 BC1	Front	0.608	5mm	6	-84.6	2.27	154.7	1.61	0.01	Not required
	WLAN2.4GHz		1.003	5mm	24.2	69	0.71				

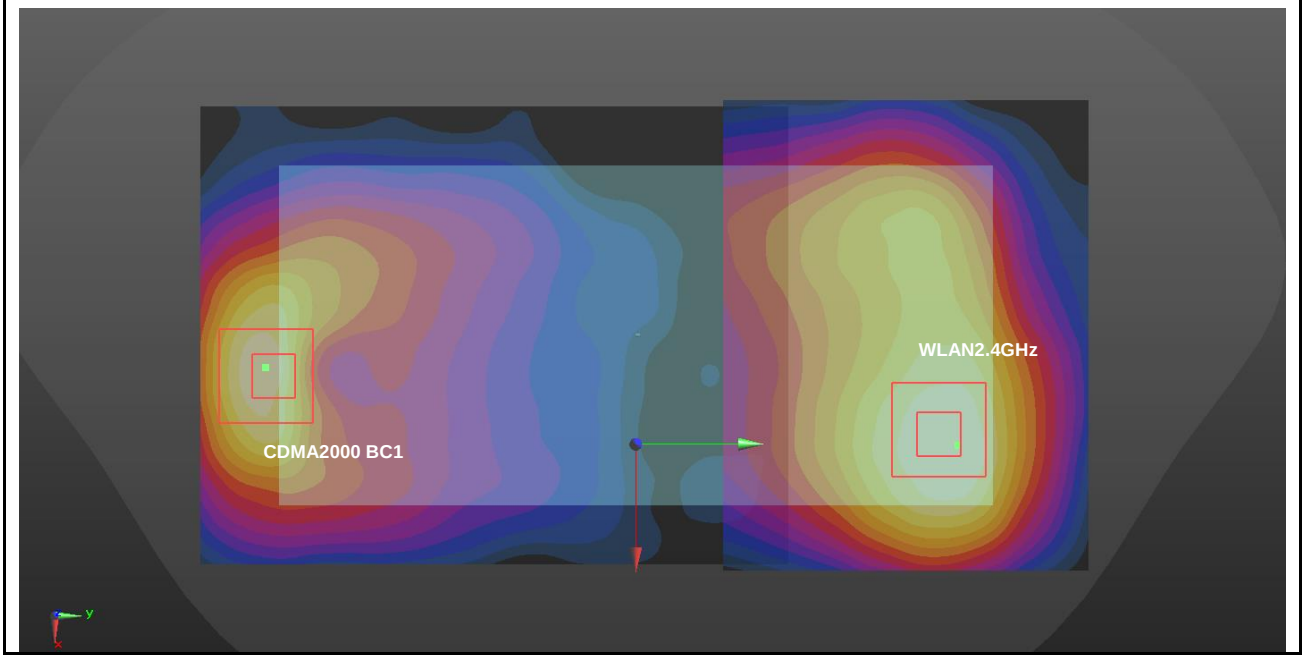

Case #60	Band	Position	SAR (W/kg)	Gap (mm)	SAR peak location (mm)			3D distance (mm)	Summed SAR (W/kg)	SPLSR Results	Simultaneous SAR
					X	Y	Z				
	CDMA2000 BC1	Back	1.327	5mm	-13.7	-80.5	-2.37	149.0	2.46	0.03	Not required
	WLAN2.4GHz		1.135	5mm	-22.8	68.2	0.55				

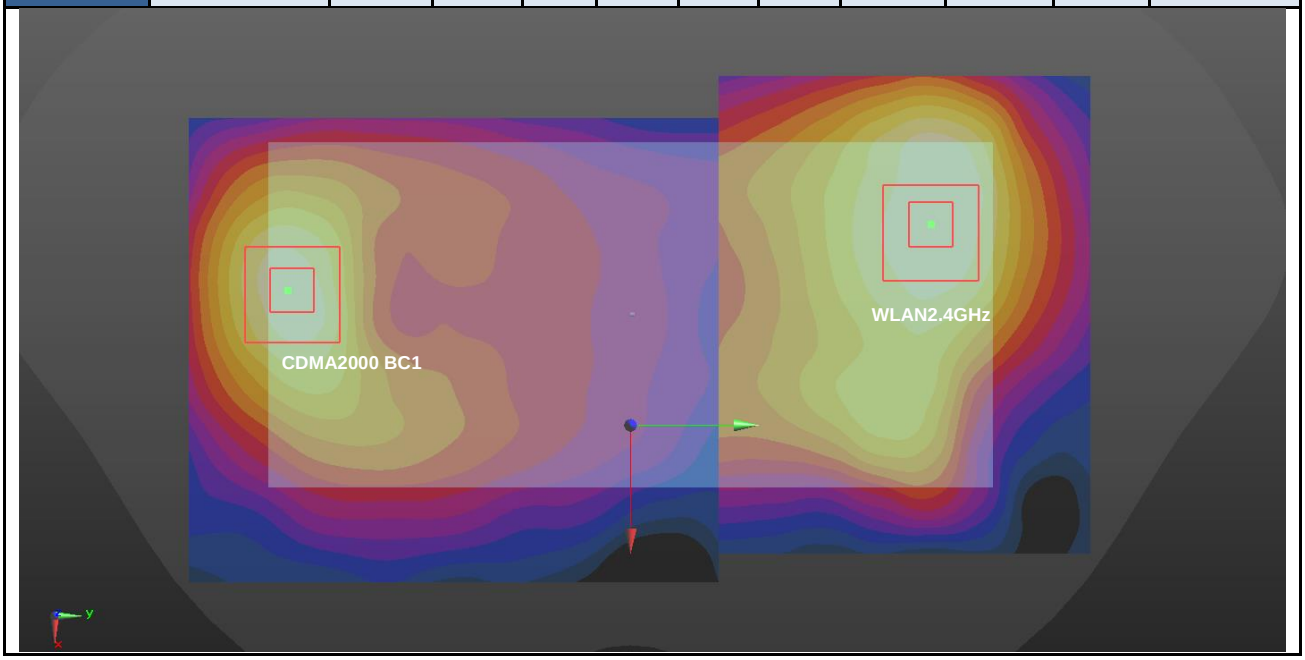

Case #61	Band	Position	SAR (W/kg)	Gap (mm)	SAR peak location (mm)			3D distance (mm)	Summed SAR (W/kg)	SPLSR Results	Simultaneous SAR
					X	Y	Z				
	CDMA2000 BC1	Back	1.327	5mm	-13.7	-80.5	-2.37	144.1	2.50	0.03	Not required
	WLAN5GHz		1.177	5mm	-13	63.6	0.69				

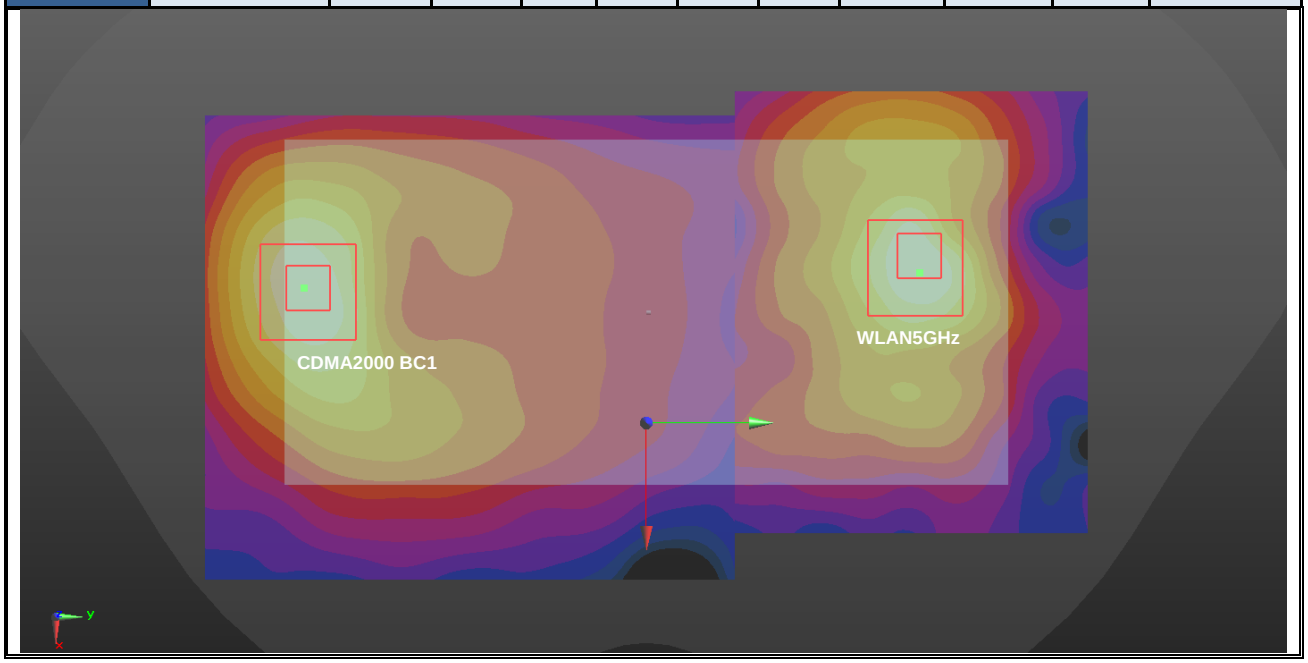

Case #62	Band	Position	SAR (W/kg)	Gap (mm)	SAR peak location (mm)			3D distance (mm)	Summed SAR (W/kg)	SPLSR Results	Simultaneous SAR
					X	Y	Z				
	GSM850	Back	1.663	0mm	-16.7	-78.3	-1.5	146.6	4.57	0.07	Not required
	WLAN5GHz		2.908	0mm	-25.2	68	1.84				

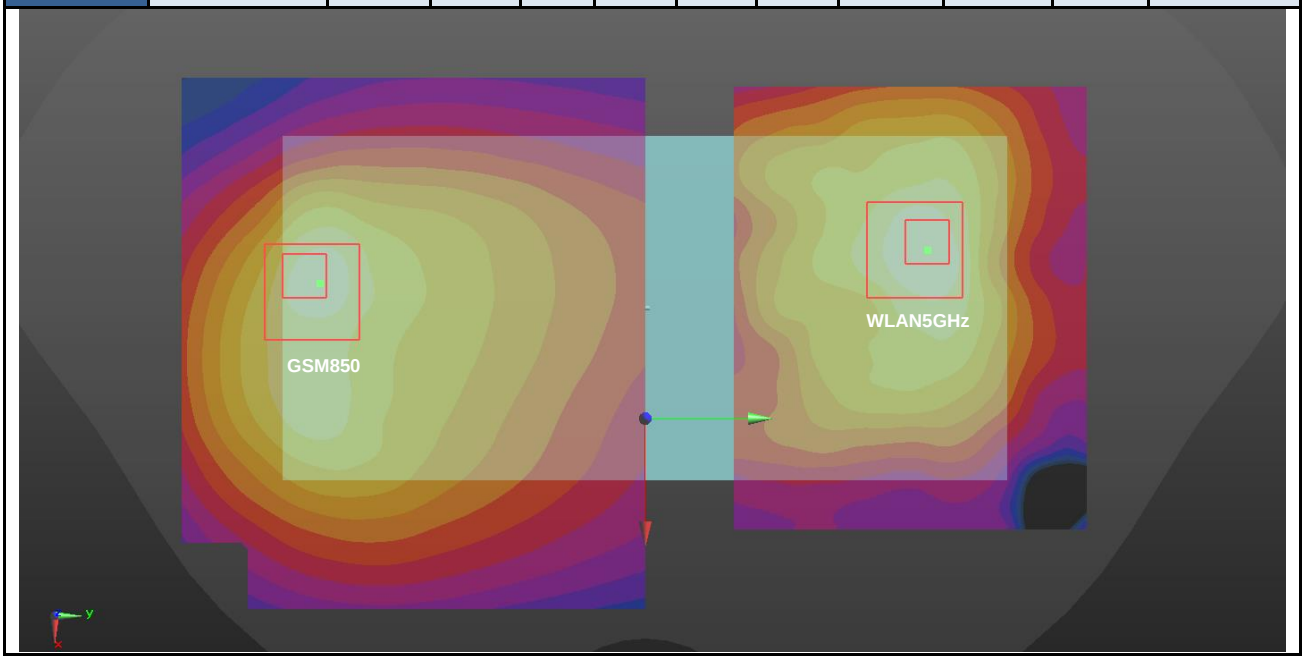

Case #63	Band	Position	SAR (W/kg)	Gap (mm)	SAR peak location (mm)			3D distance (mm)	Summed SAR (W/kg)	SPLSR Results	Simultaneous SAR
					X	Y	Z				
	GSM1900	Front	1.924	0mm	4.3	-81.8	2.29	153.4	4.03	0.05	Not required
	WLAN2.4GHz		2.103	0mm	28.8	69.6	2.06				

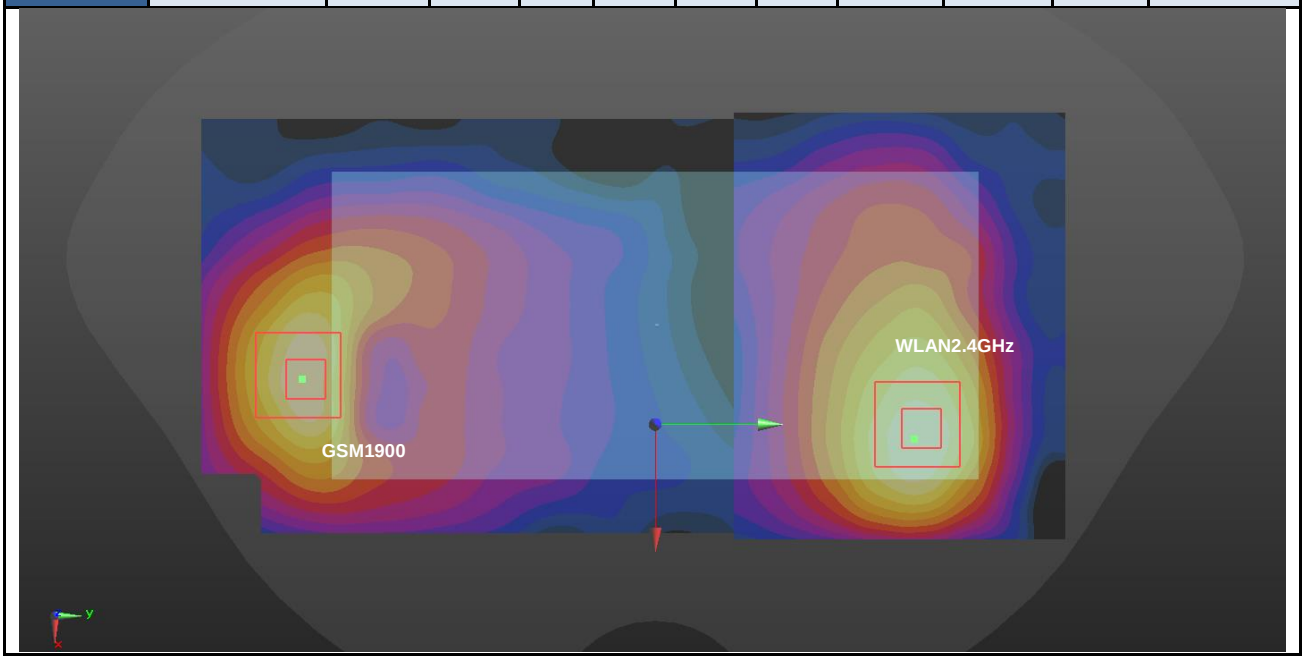

Case #64	Band	Position	SAR (W/kg)	Gap (mm)	SAR peak location (mm)			3D distance (mm)	Summed SAR (W/kg)	SPLSR Results	Simultaneous SAR
					X	Y	Z				
	GSM1900	Back	3.163	0mm	-10.9	-80.6	-2.27	149.3	4.87	0.07	Not required
	WLAN2.4GHz		1.702	0mm	-25.2	68	1.84				

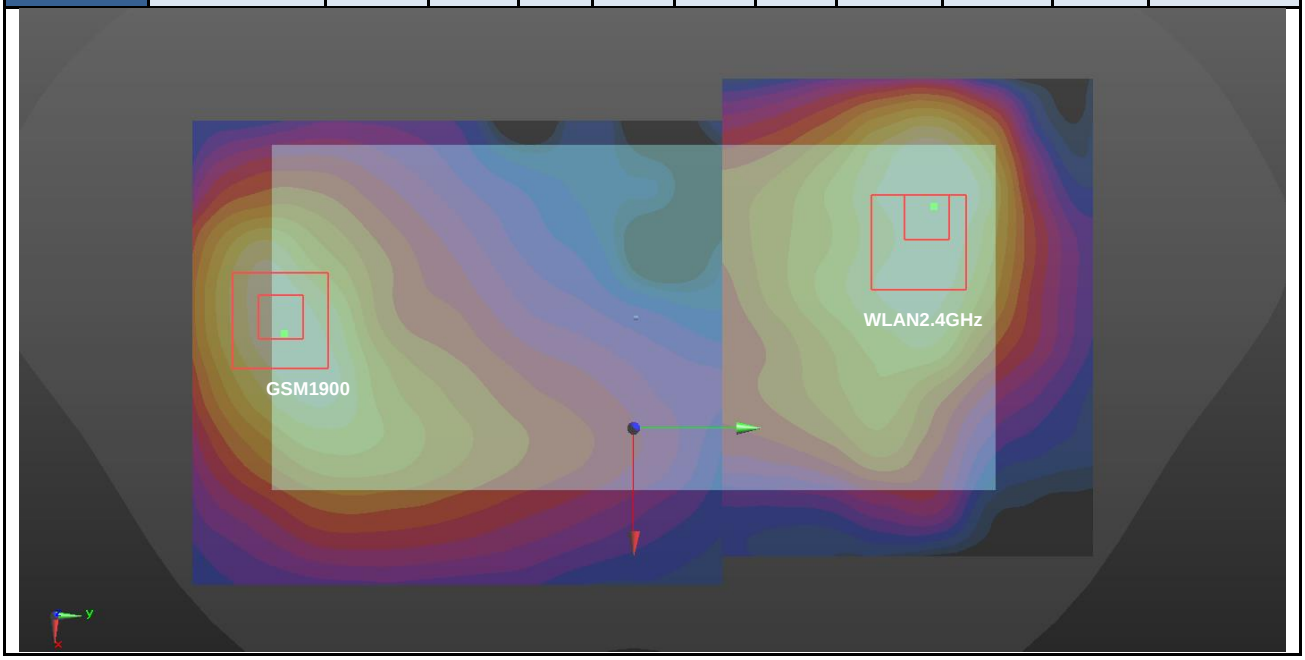

Case #65	Band	Position	SAR (W/kg)	Gap (mm)	SAR peak location (mm) X	Y	Z	3D distance (mm)	Summed SAR (W/kg)	SPLSR Results	Simultaneous SAR
	GSM1900	Back	3.163	0mm	-10.9	-80.6	-2.27	147.1	6.07	0.10	Not required
	WLAN5GHz		2.908	0mm	-13.8	66.4	0.82				

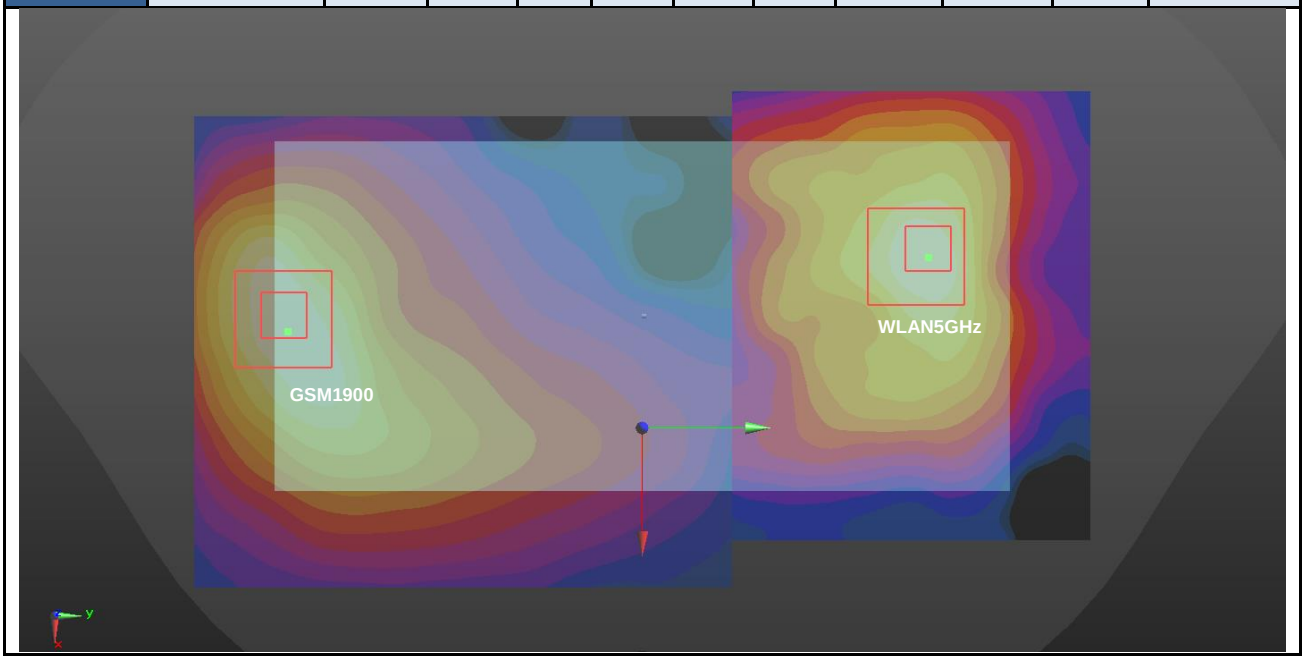

Case #66	Band	Position	SAR (W/kg)	Gap (mm)	SAR peak location (mm)			3D distance (mm)	Summed SAR (W/kg)	SPLSR Results	Simultaneous SAR
					X	Y	Z				
	WCDMA V	Back	2.354	0mm	-14.9	-76.4	-2.87	144.8	4.06	0.06	Not required
	WLAN2.4GHz		1.702	0mm	-25.2	68	1.84				

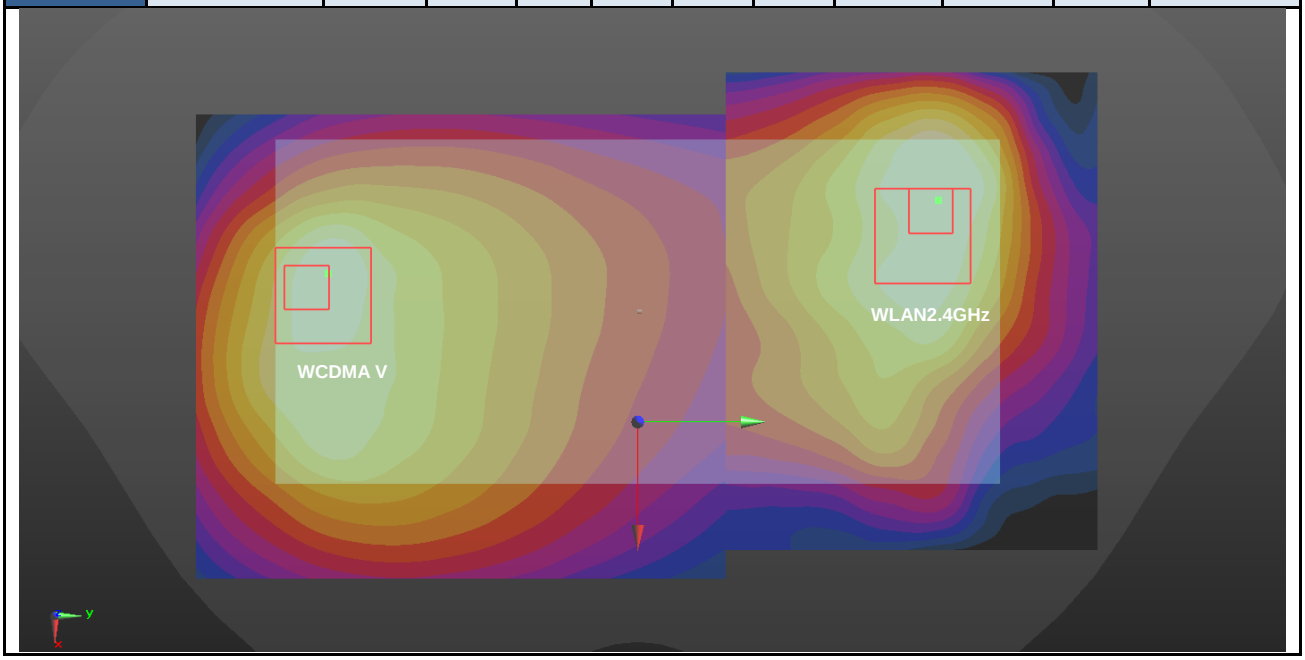

Case #67	Band	Position	SAR (W/kg)	Gap (mm)	SAR peak location (mm) X	Y	Z	3D distance (mm)	Summed SAR (W/kg)	SPLSR Results	Simultaneous SAR
	WCDMA V	Back	2.354	0mm	-14.9	-76.4	-2.87	142.9	5.26	0.08	Not required
	WLAN5GHz		2.908	0mm	-13.8	66.4	0.82				

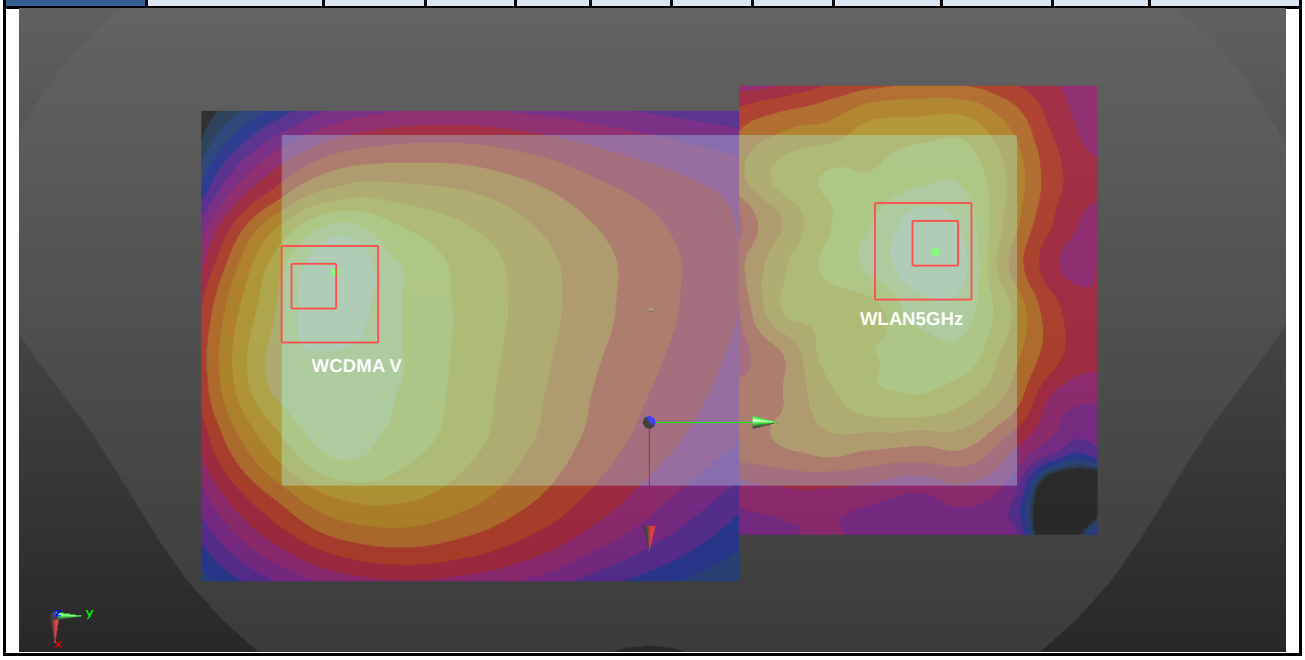

Case #68	Band	Position	SAR (W/kg)	Gap (mm)	SAR peak location (mm) X	Y	Z	3D distance (mm)	Summed SAR (W/kg)	SPLSR Results	Simultaneous SAR
	WCDMA IV	Back	2.766	0mm	-6.3	-80.6	2.4	149.8	4.47	0.06	Not required
	WLAN2.4GHz		1.702	0mm	-25.2	68	1.84				

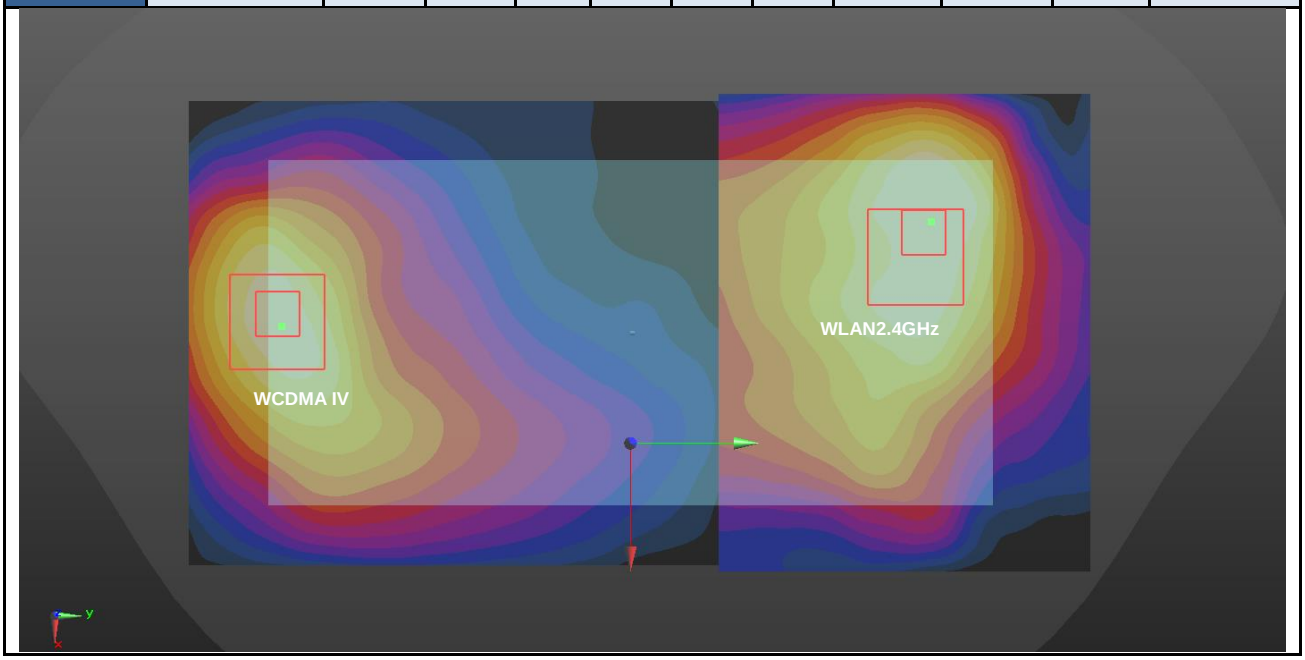

Case #69	Band	Position	SAR (W/kg)	Gap (mm)	SAR peak location (mm) X	Y	Z	3D distance (mm)	Summed SAR (W/kg)	SPLSR Results	Simultaneous SAR
	WCDMA IV	Back	2.766	0mm	-6.3	-80.6	2.4	147.2	5.67	0.09	Not required
	WLAN5GHz		2.908	0mm	-13.8	66.4	0.82				

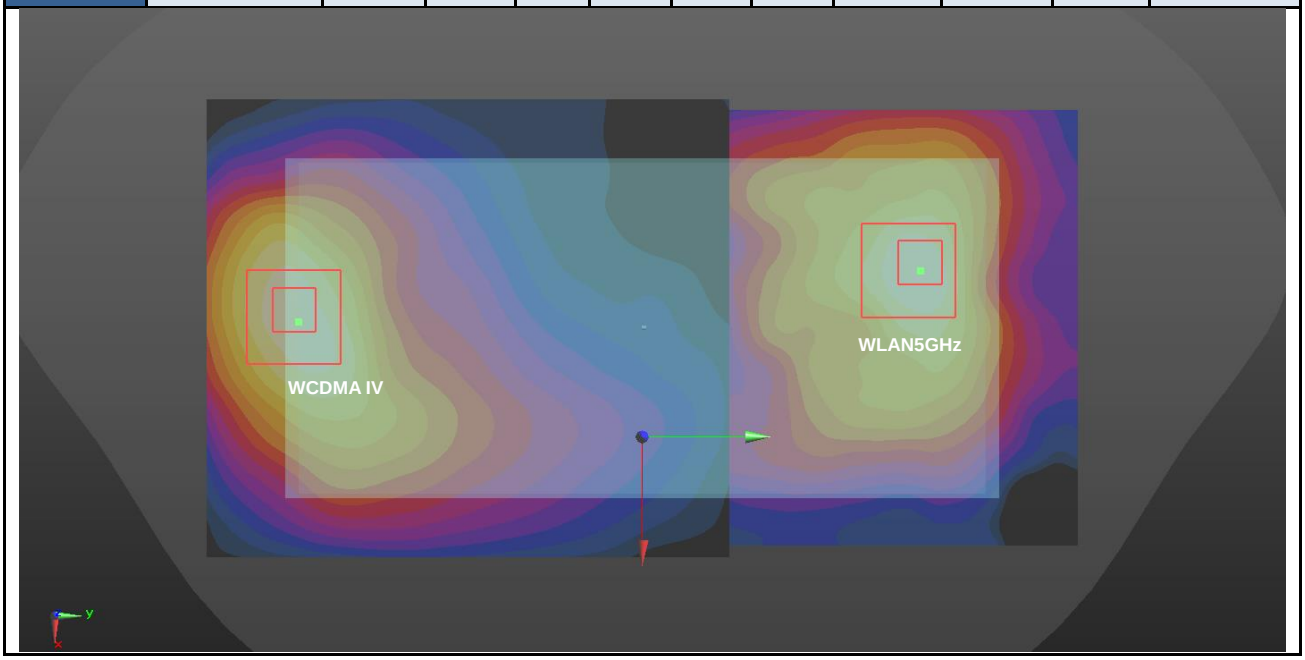

Case #70	Band	Position	SAR (W/kg)	Gap (mm)	SAR peak location (mm)			3D distance (mm)	Summed SAR (W/kg)	SPLSR Results	Simultaneous SAR
					X	Y	Z				
	WCDMA II	Front	2.153	0mm	5.9	-85	2.4	156.3	4.26	0.06	Not required
	WLAN2.4GHz		2.103	0mm	28.8	69.6	2.06				

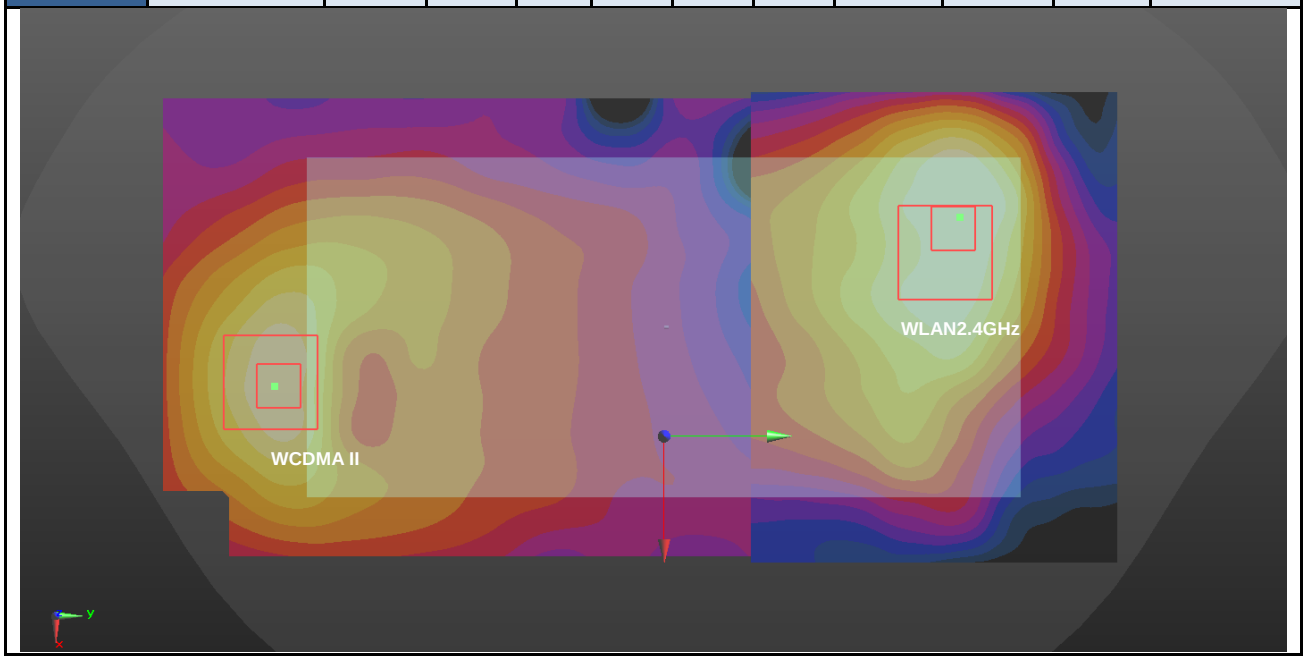

Case #71	Band	Position	SAR (W/kg)	Gap (mm)	SAR peak location (mm) X	Y	Z	3D distance (mm)	Summed SAR (W/kg)	SPLSR Results	Simultaneous SAR
	WCDMA II	Back	2.598	0mm	-9.3	-76	2.32	144.9	4.30	0.06	Not required
	WLAN2.4GHz		1.702	0mm	-25.2	68	1.84				

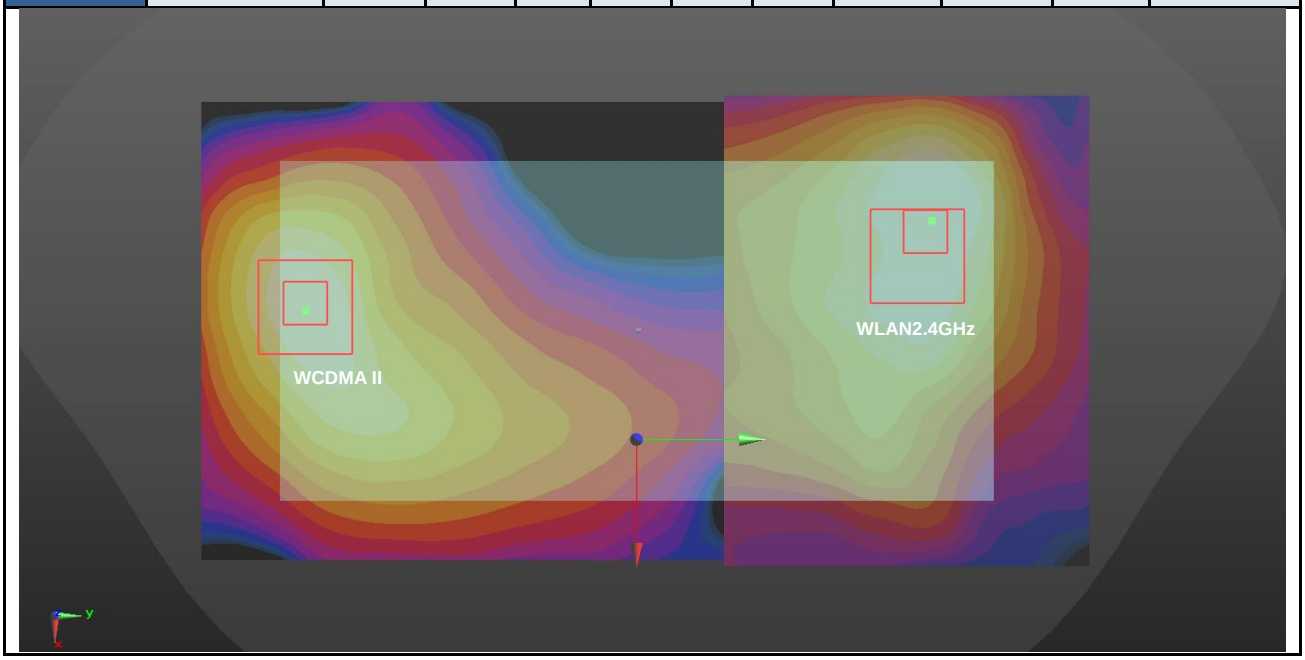

Case #72	Band	Position	SAR (W/kg)	Gap (mm)	SAR peak location (mm) X	Y	Z	3D distance (mm)	Summed SAR (W/kg)	SPLSR Results	Simultaneous SAR
	WCDMA II	Back	2.598	0mm	-9.3	-76	2.32	142.5	5.51	0.09	Not required
	WLAN5GHz		2.908	0mm	-13.8	66.4	0.82				

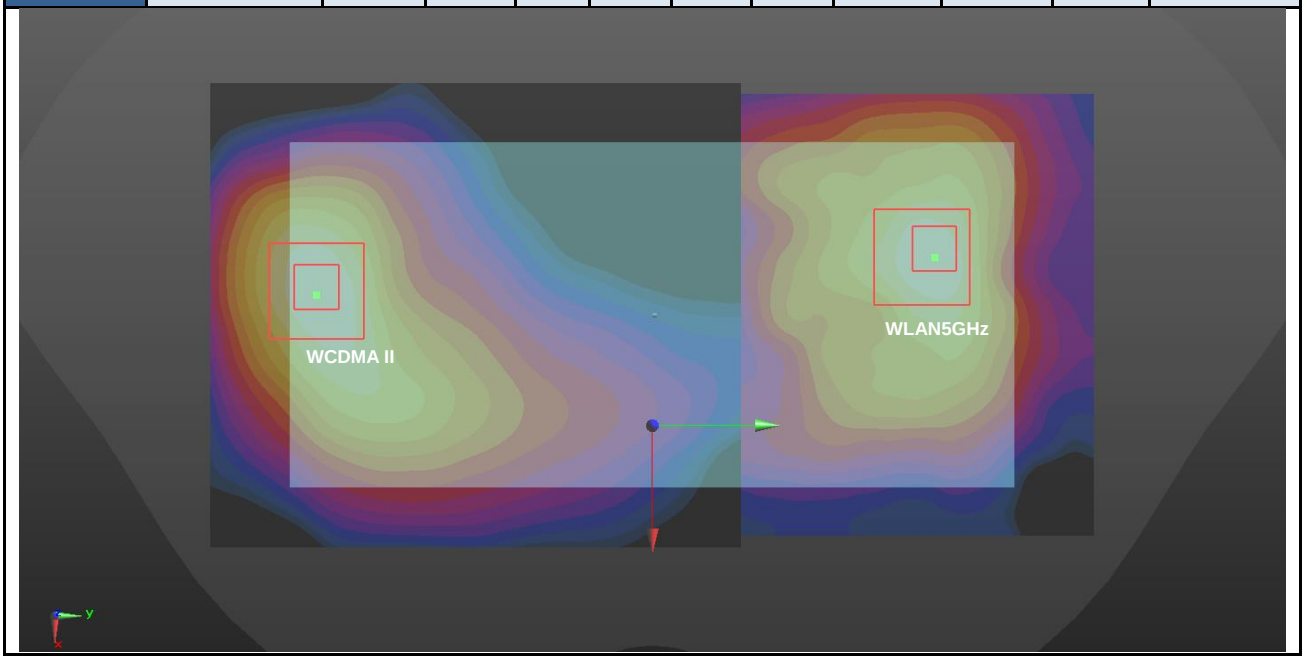

Case #73	Band	Position	SAR (W/kg)	Gap (mm)	SAR peak location (mm)			3D distance (mm)	Summed SAR (W/kg)	SPLSR Results	Simultaneous SAR
					X	Y	Z				
	CDMA2000 BC10	Back	2.318	0mm	-17.9	-79.9	-1.57	148.1	4.02	0.05	Not required
	WLAN2.4GHz		1.702	0mm	-25.2	68	1.84				

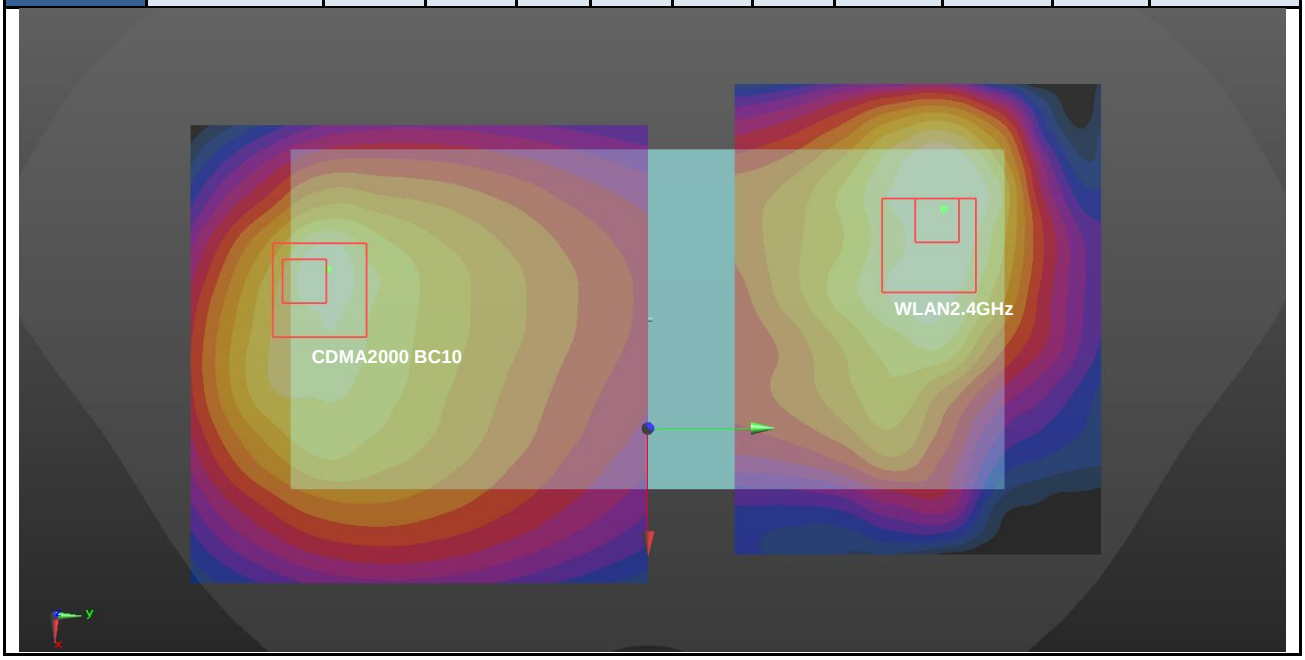

Case #74	Band	Position	SAR (W/kg)	Gap (mm)	SAR peak location (mm) X	Y	Z	3D distance (mm)	Summed SAR (W/kg)	SPLSR Results	Simultaneous SAR
	CDMA2000 BC10	Back	2.318	0mm	-17.9	-79.9	-1.57	146.4	5.23	0.08	Not required
	WLAN5GHz		2.908	0mm	-13.8	66.4	0.82				

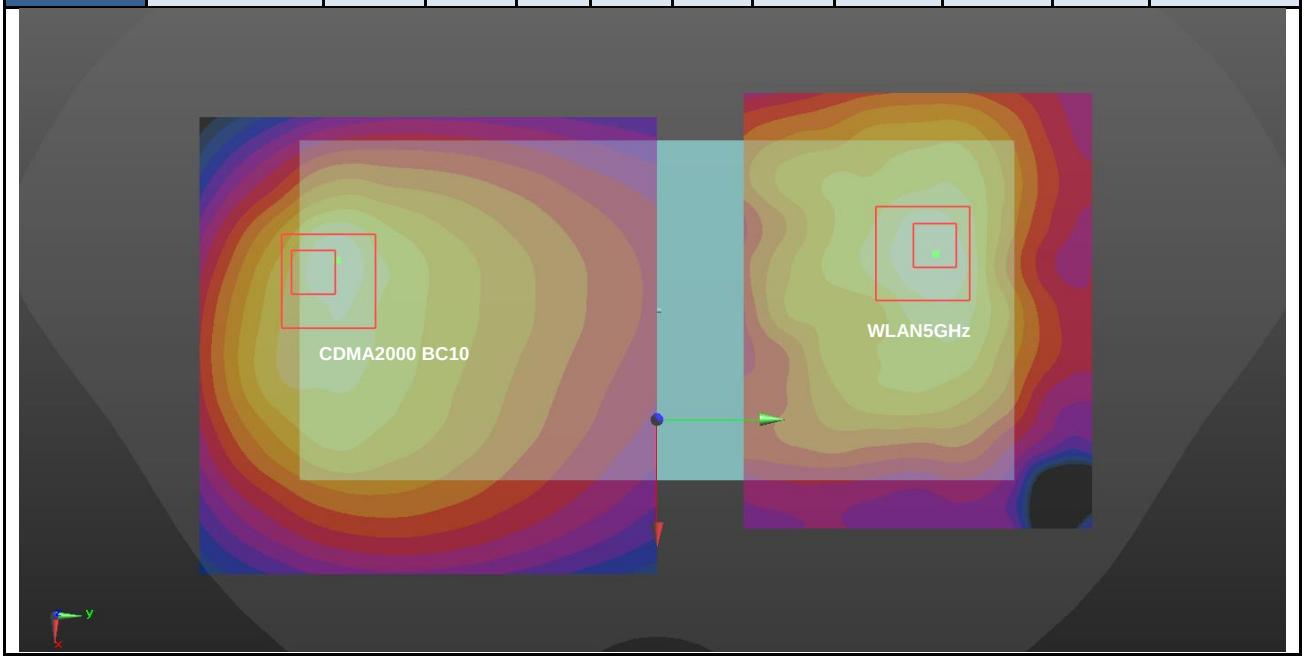

Case #75	Band	Position	SAR (W/kg)	Gap (mm)	SAR peak location (mm) X	Y	Z	3D distance (mm)	Summed SAR (W/kg)	SPLSR Results	Simultaneous SAR
	CDMA2000 BC0	Back	2.207	0mm	-17.9	-79.9	-1.57	146.4	5.12	0.08	Not required
	WLAN5GHz		2.908	0mm	-13.8	66.4	0.82				

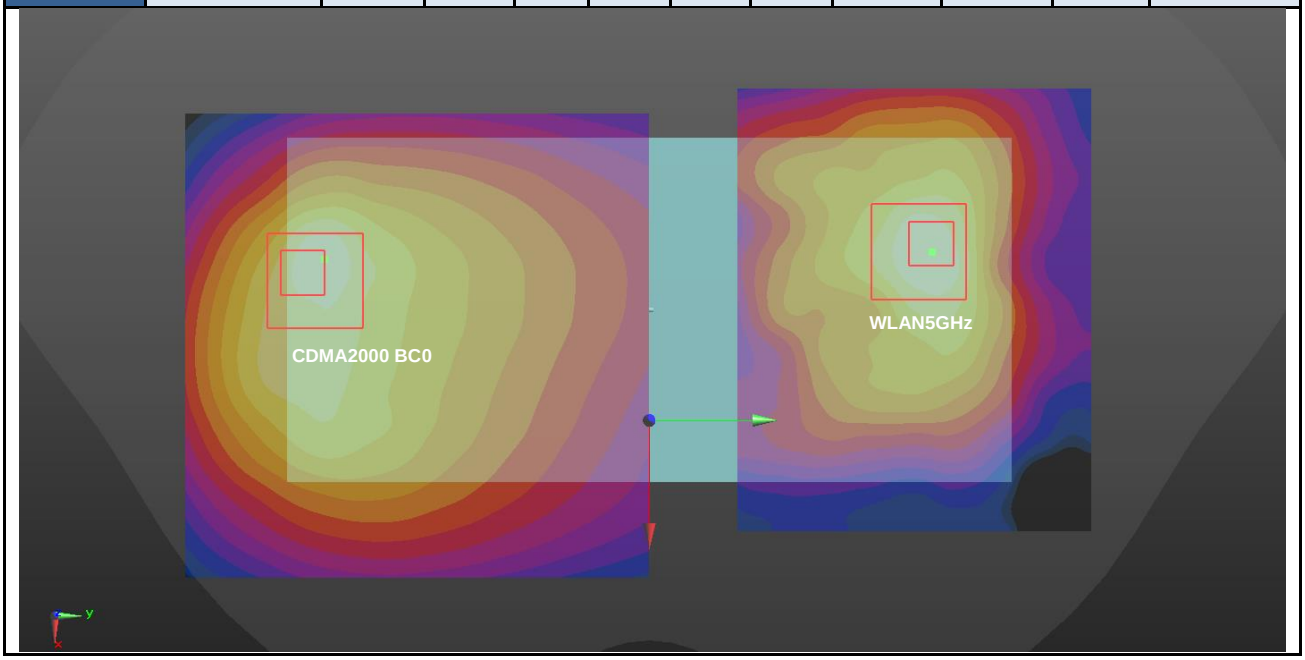

Case #76	Band	Position	SAR (W/kg)	Gap (mm)	SAR peak location (mm) X	Y	Z	3D distance (mm)	Summed SAR (W/kg)	SPLSR Results	Simultaneous SAR
	CDMA2000 BC1	Front	2.227	0mm	6	-84.6	2.27	155.9	4.33	0.06	Not required
	WLAN2.4GHz		2.103	0mm	28.8	69.6	2.06				

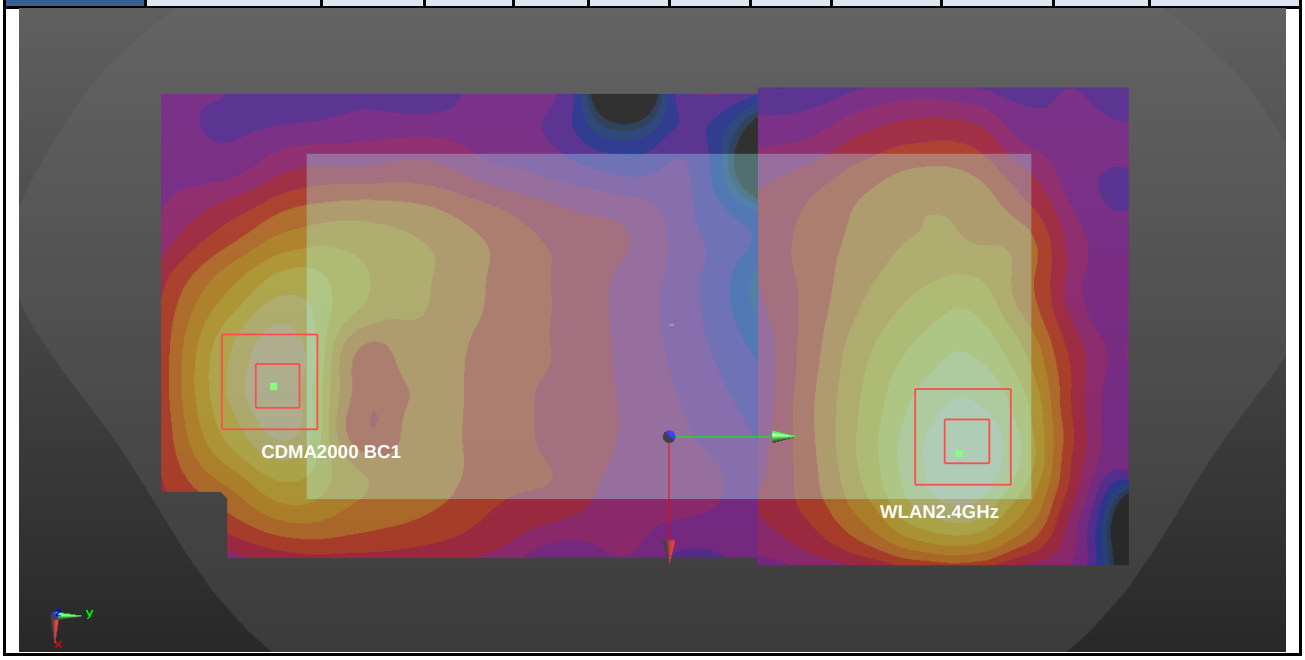

Case #77	Band	Position	SAR (W/kg)	Gap (mm)	SAR peak location (mm) X	Y	Z	3D distance (mm)	Summed SAR (W/kg)	SPLSR Results	Simultaneous SAR
	CDMA2000 BC1	Back	2.857	0mm	6.4	-68.1	-2.04	139.8	4.56	0.07	Not required
	WLAN2.4GHz		1.702	0mm	-25.2	68	1.84				

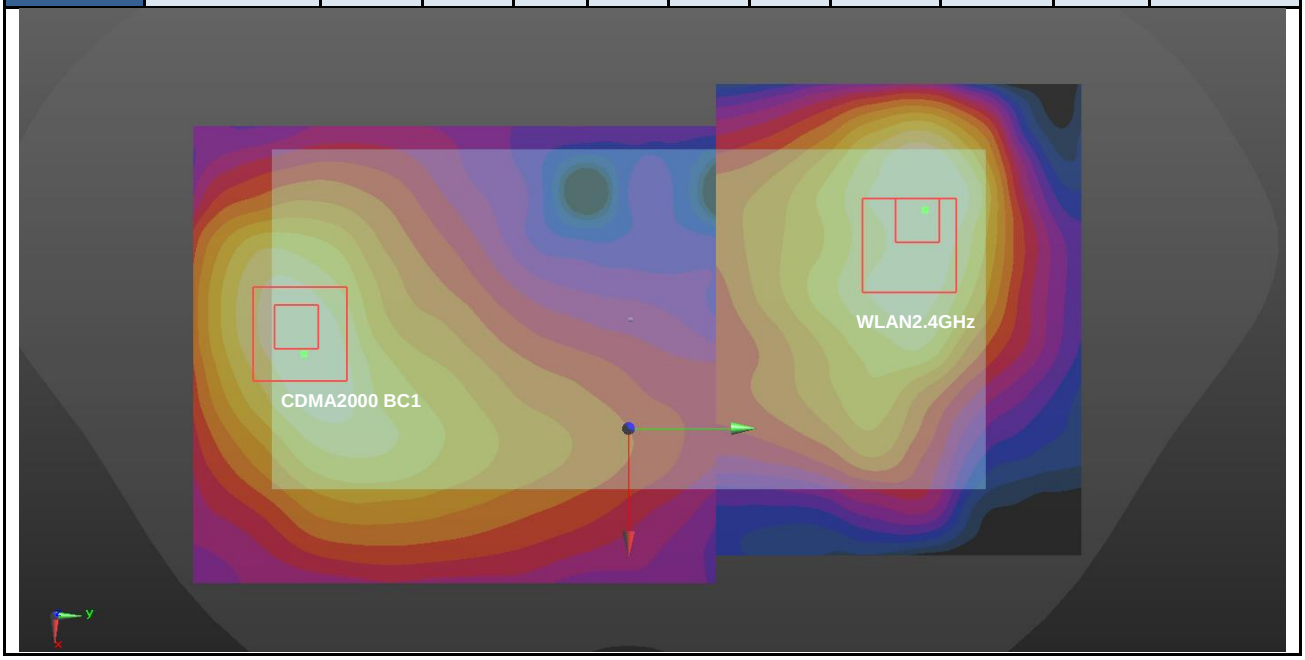

Case #78	Band	Position	SAR (W/kg)	Gap (mm)	SAR peak location (mm) X	Y	Z	3D distance (mm)	Summed SAR (W/kg)	SPLSR Results	Simultaneous SAR
	CDMA2000 BC1	Back	2.857	0mm	6.4	-68.1	-2.04	136.0	5.77	0.10	Not required
	WLAN5GHz		2.908	0mm	-13.8	66.4	0.82				

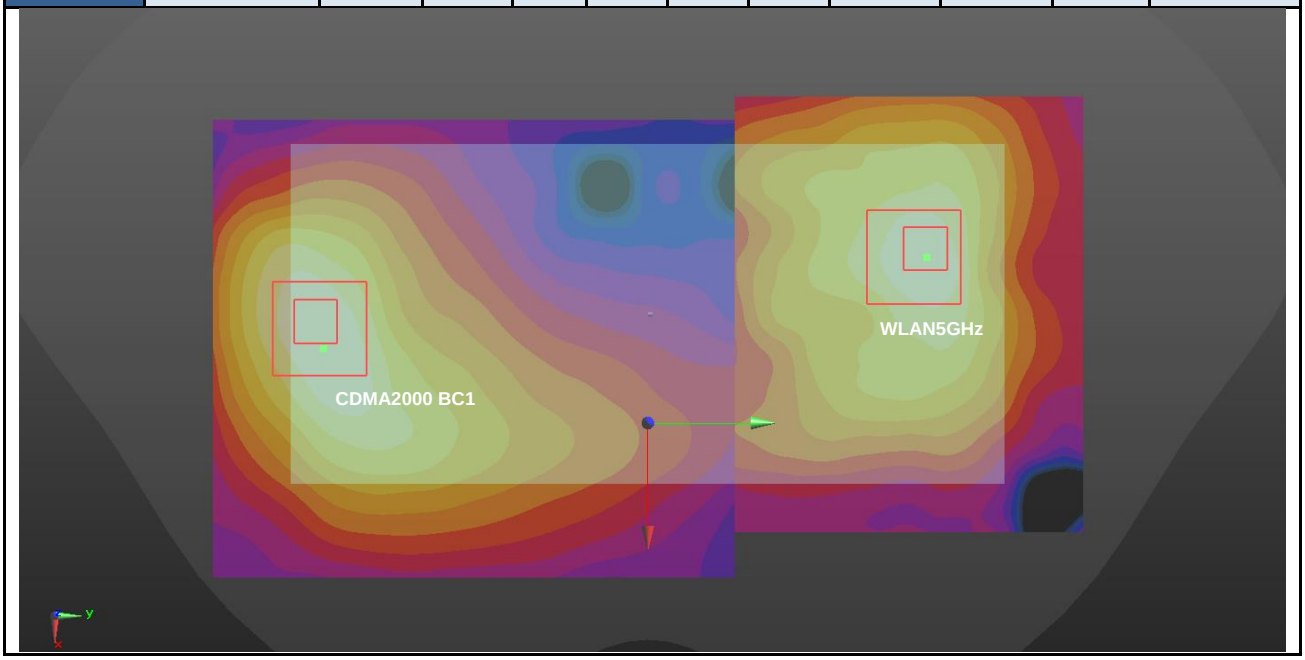

Case #79	Band	Position	SAR (W/kg)	Gap (mm)	SAR peak location (mm) X	Y	Z	3D distance (mm)	Summed SAR (W/kg)	SPLSR Results	Simultaneous SAR
	LTE Band 26	Back	2.025	0mm	-16.3	-80.4	1.16	146.8	4.93	0.07	Not required
	WLAN5GHz		2.908	0mm	-13.8	66.4	0.82				

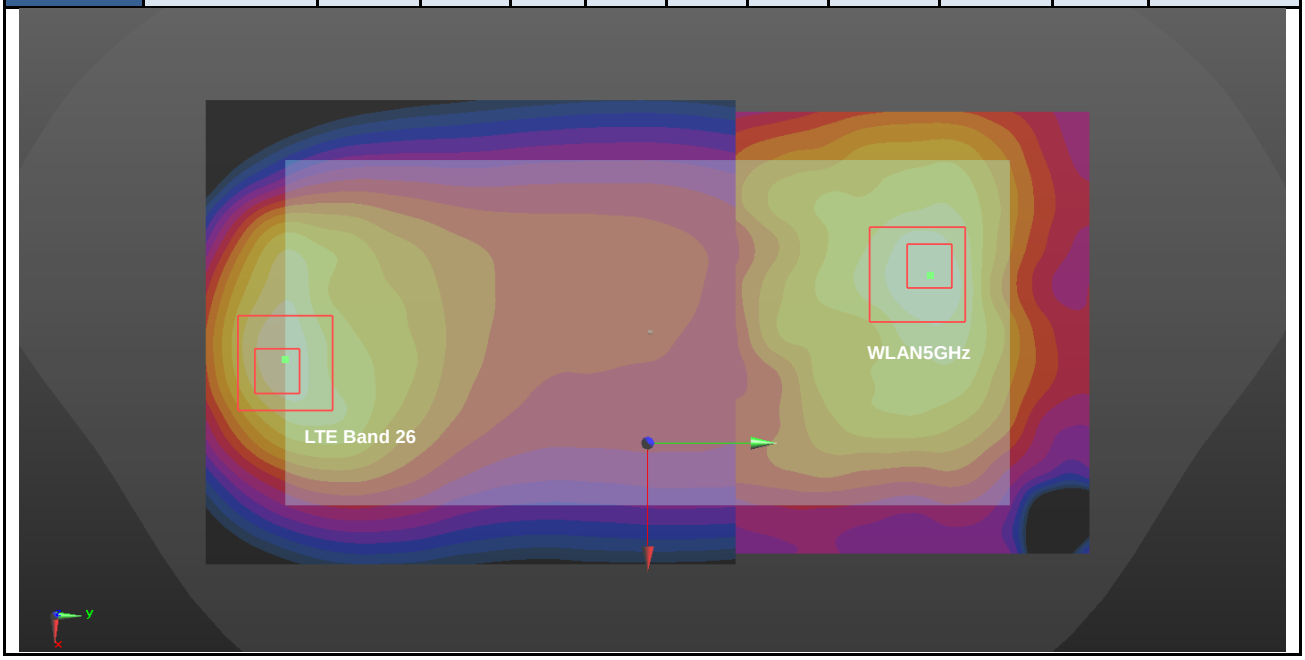

Case #80	Band	Position	SAR (W/kg)	Gap (mm)	SAR peak location (mm) X	Y	Z	3D distance (mm)	Summed SAR (W/kg)	SPLSR Results	Simultaneous SAR
	LTE Band 25	Front	2.324	0mm	4.3	-81.3	2.32	152.9	4.43	0.06	Not required
	WLAN2.4GHz		2.103	0mm	28.8	69.6	2.06				

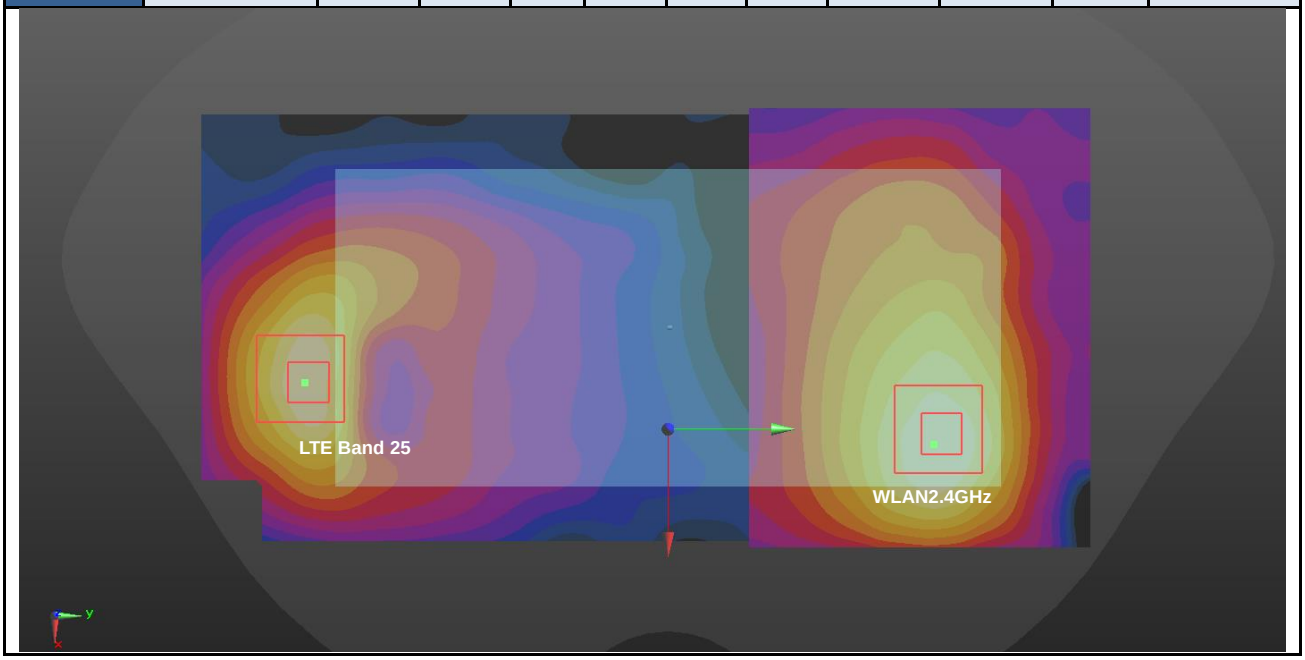

Case #81	Band	Position	SAR (W/kg)	Gap (mm)	SAR peak location (mm) X	Y	Z	3D distance (mm)	Summed SAR (W/kg)	SPLSR Results	Simultaneous SAR
	LTE Band 25	Back	2.851	0mm	20.5	-71	2.43	146.3	4.55	0.07	Not required
	WLAN2.4GHz		1.702	0mm	-25.2	68	1.84				

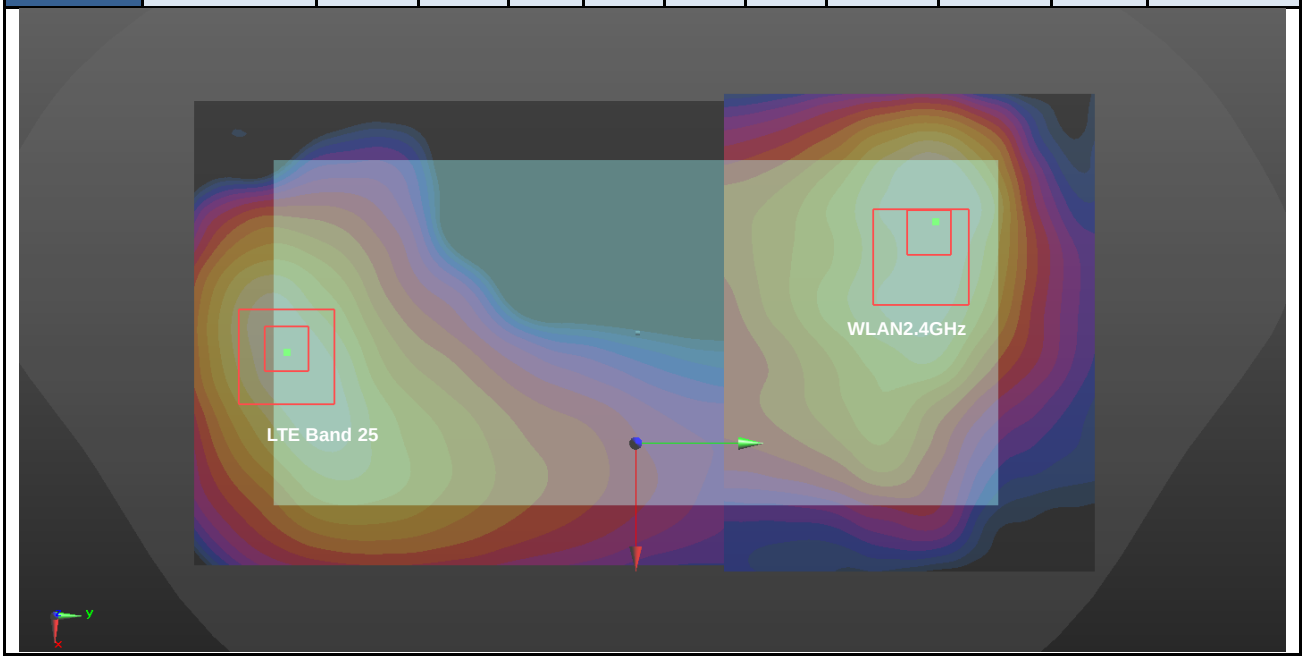

Case #82	Band	Position	SAR (W/kg)	Gap (mm)	SAR peak location (mm) X	Y	Z	3D distance (mm)	Summed SAR (W/kg)	SPLSR Results	Simultaneous SAR
	LTE Band 25	Back	2.851	0mm	20.5	-71	2.43	141.6	5.76	0.10	Not required
	WLAN5GHz		2.908	0mm	-13.8	66.4	0.82				

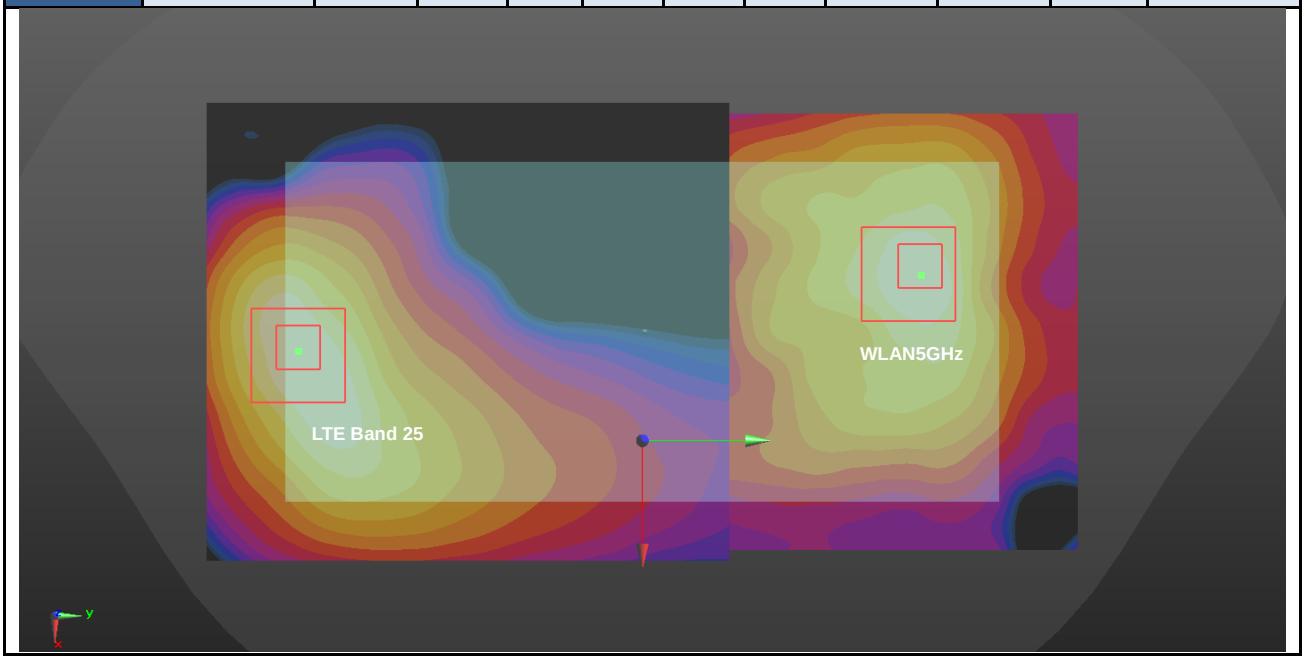

Case #83	Band	Position	SAR (W/kg)	Gap (mm)	SAR peak location (mm) X	Y	Z	3D distance (mm)	Summed SAR (W/kg)	SPLSR Results	Simultaneous SAR
	LTE Band 30	Back	3.143	0mm	30.8	-74.6	2.4	153.2	4.85	0.07	Not required
	WLAN2.4GHz		1.702	0mm	-25.2	68	1.84				

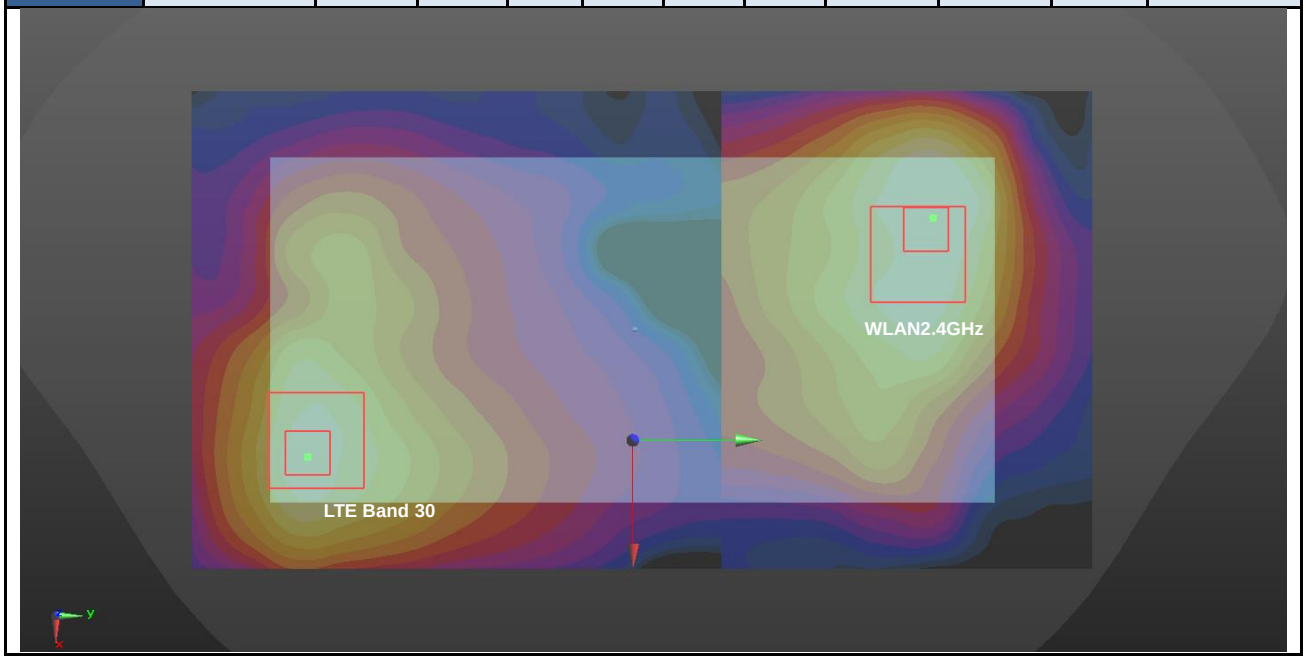

Case #84	Band	Position	SAR (W/kg)	Gap (mm)	SAR peak location (mm) X	Y	Z	3D distance (mm)	Summed SAR (W/kg)	SPLSR Results	Simultaneous SAR
	LTE Band 30	Back	3.143	0mm	30.8	-74.6	2.4	147.9	6.05	0.10	Not required
	WLAN5GHz		2.908	0mm	-13.8	66.4	0.82				

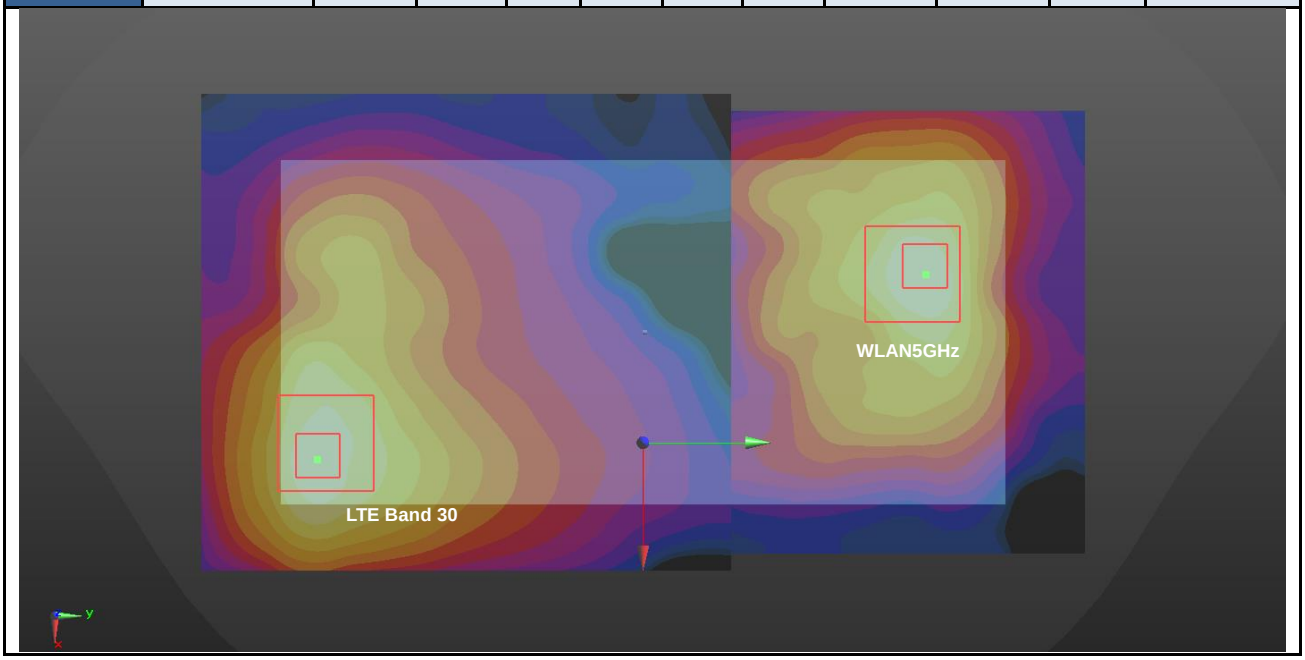

Case #85	Band	Position	SAR (W/kg)	Gap (mm)	SAR peak location (mm) X	Y	Z	3D distance (mm)	Summed SAR (W/kg)	SPLSR Results	Simultaneous SAR
	LTE Band 7	Back	3.239	0mm	22.6	-74.4	2.3	150.2	4.94	0.07	Not required
	WLAN2.4GHz		1.702	0mm	-25.2	68	1.84				

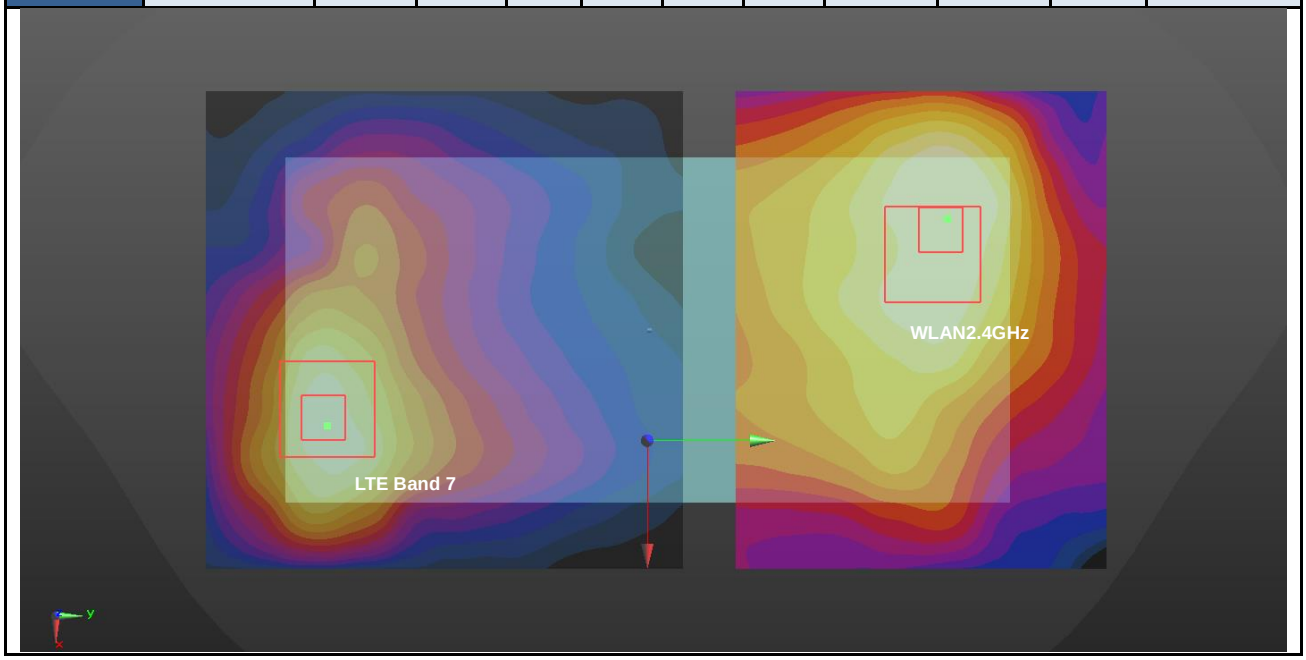

Case #86	Band	Position	SAR (W/kg)	Gap (mm)	SAR peak location (mm) X	Y	Z	3D distance (mm)	Summed SAR (W/kg)	SPLSR Results	Simultaneous SAR
	LTE Band 7	Back	3.239	0mm	22.6	-74.4	2.3	145.4	6.15	0.10	Not required
	WLAN5GHz		2.908	0mm	-13.8	66.4	0.82				

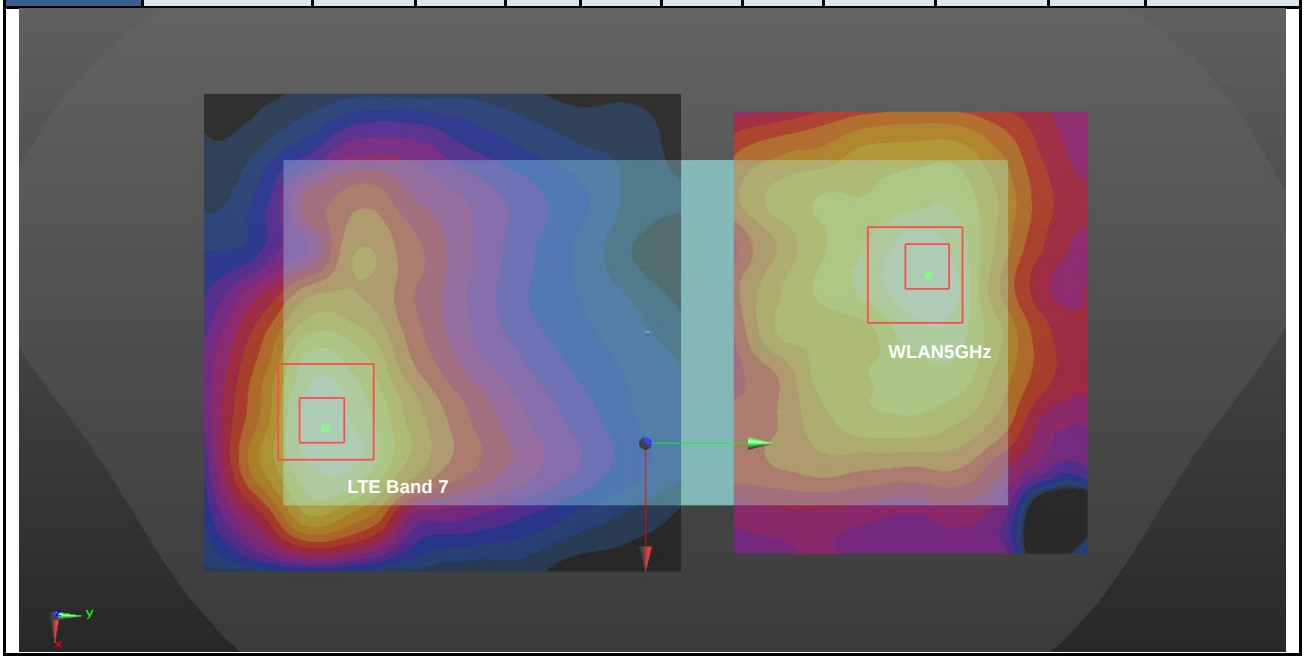

Case #87	Band	Position	SAR (W/kg)	Gap (mm)	SAR peak location (mm) X	Y	Z	3D distance (mm)	Summed SAR (W/kg)	SPLSR Results	Simultaneous SAR
	LTE Band 41	Front	2.297	0mm	-33.4	-76.6	-2.13	158.9	4.40	0.06	Not required
	WLAN2.4GHz		2.103	0mm	28.8	69.6	2.06				

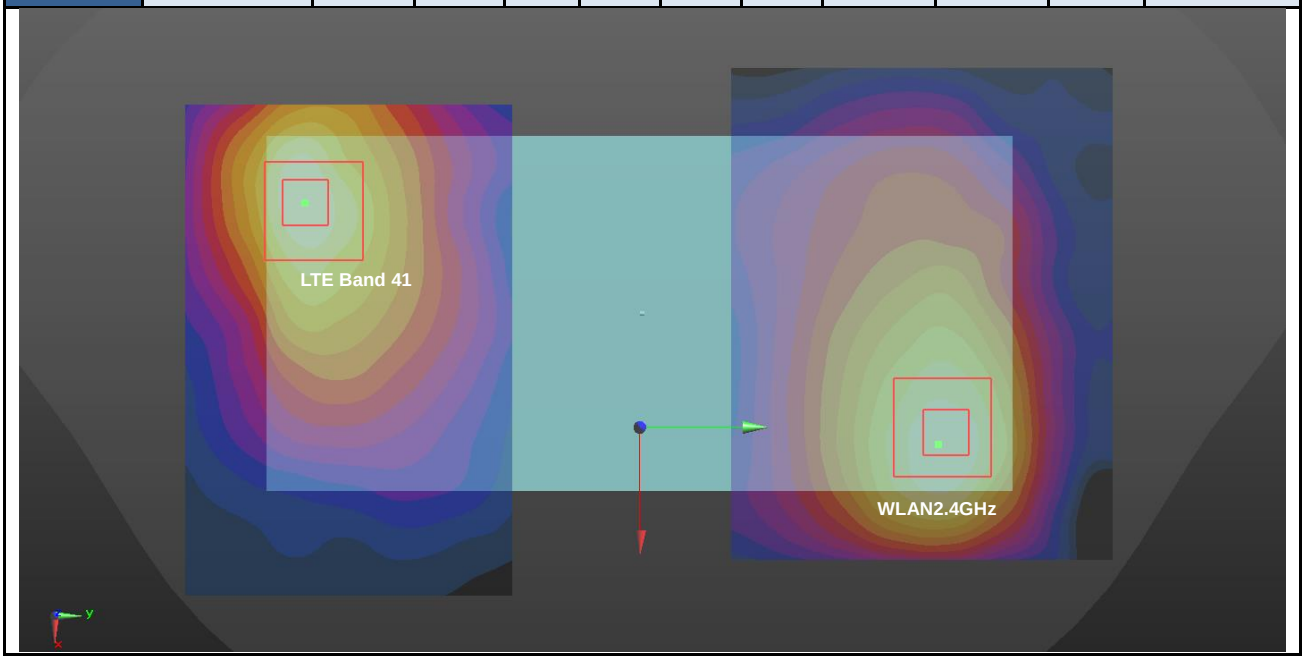

Case #88	Band	Position	SAR (W/kg)	Gap (mm)	SAR peak location (mm) X	Y	Z	3D distance (mm)	Summed SAR (W/kg)	SPLSR Results	Simultaneous SAR
	LTE Band 41	Back	2.695	0mm	20.2	-71.2	-2.07	146.5	4.40	0.06	Not required
	WLAN2.4GHz		1.702	0mm	-25.2	68	1.84				

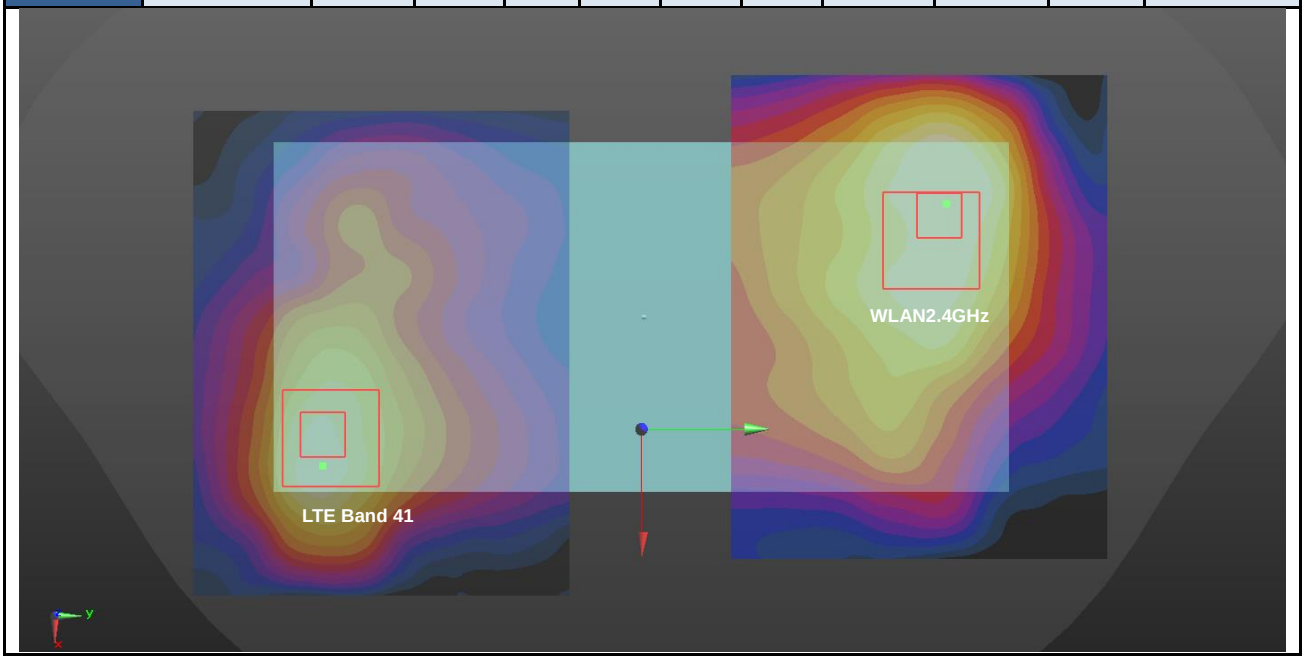

Case #89	Band	Position	SAR (W/kg)	Gap (mm)	SAR peak location (mm) X	Y	Z	3D distance (mm)	Summed SAR (W/kg)	SPLSR Results	Simultaneous SAR
	LTE Band 41	Back	2.695	0mm	20.2	-71.2	-2.07	141.8	5.60	0.09	Not required
	WLAN5GHz		2.908	0mm	-13.8	66.4	0.82				

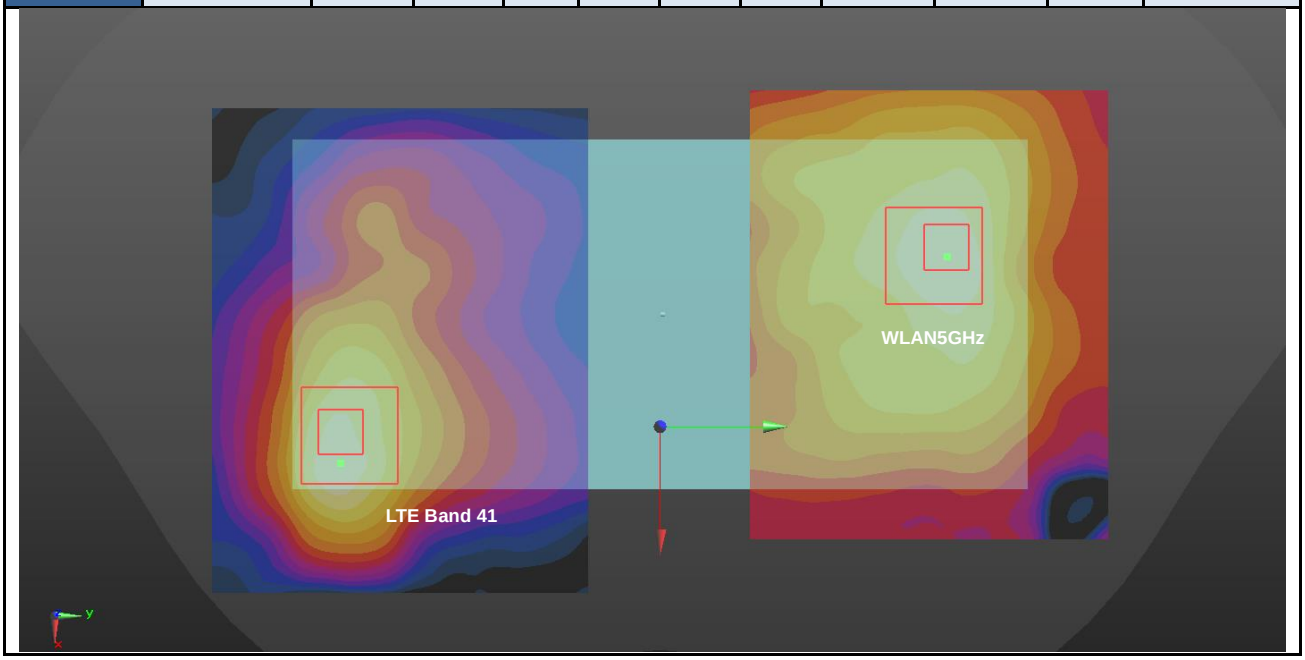

Case #90	Band	Position	SAR (W/kg)	Gap (mm)	SAR peak location (mm) X	Y	Z	3D distance (mm)	Summed SAR (W/kg)	SPLSR Results	Simultaneous SAR
	LTE Band 66	Back	2.995	0mm	6.4	-71.1	2.29	142.6	4.70	0.07	Not required
	WLAN2.4GHz		1.702	0mm	-25.2	68	1.84				

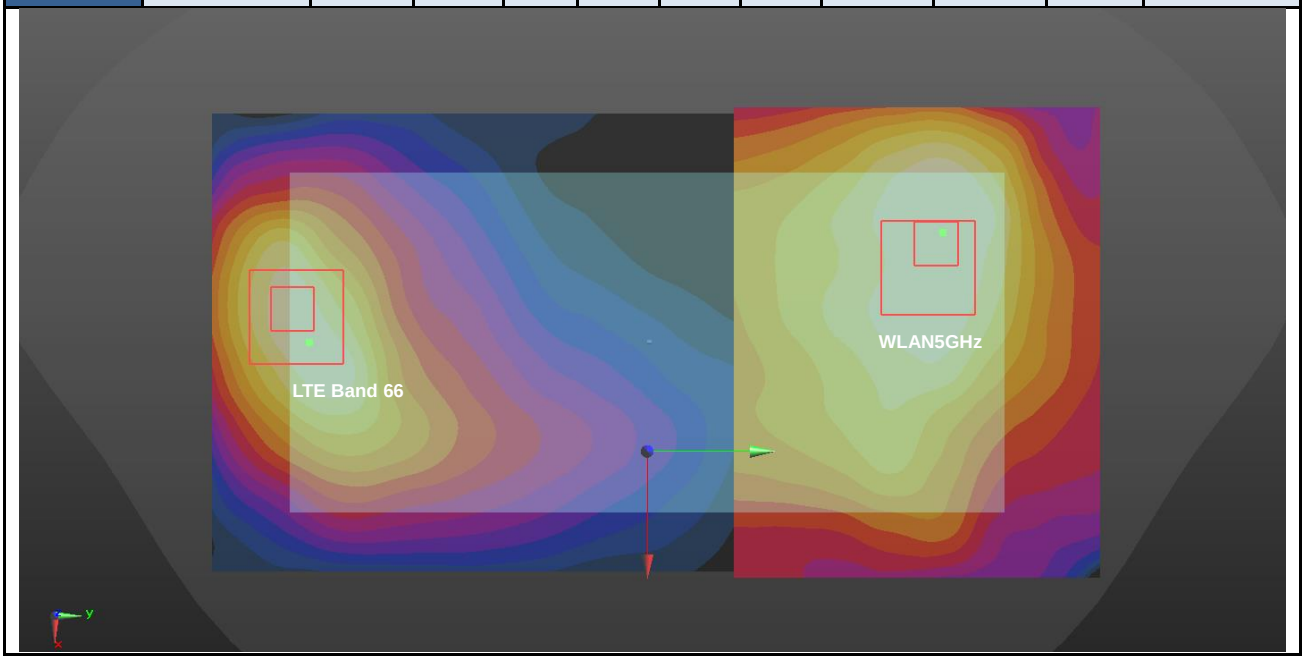

Case #91	Band	Position	SAR (W/kg)	Gap (mm)	SAR peak location (mm) X	Y	Z	3D distance (mm)	Summed SAR (W/kg)	SPLSR Results	Simultaneous SAR
	LTE Band 66	Back	2.995	0mm	6.4	-71.1	2.29	139.0	5.90	0.10	Not required
	WLAN5GHz		2.908	0mm	-13.8	66.4	0.82				

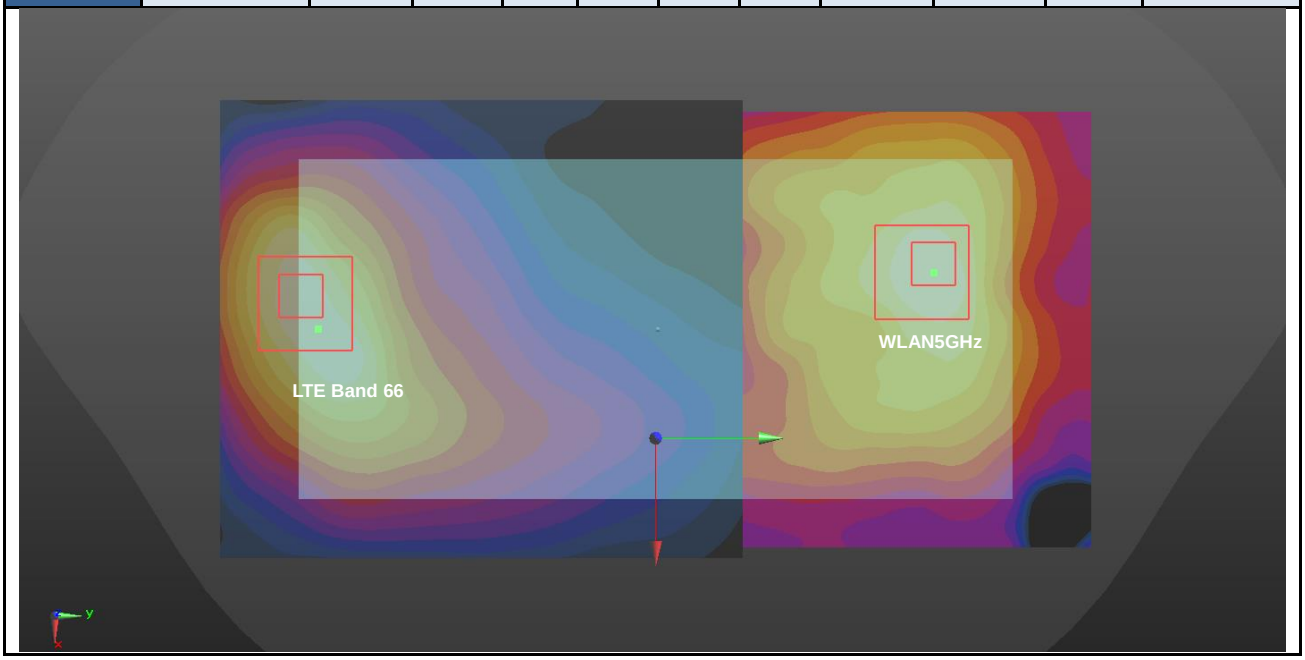

17. Supplemental Tuner Tests Results

General Note:

1. The following test procedure was followed to demonstrate that the SAR results in this report represent the appropriate SAR test conditions. For bands with dynamic tuning implemented, SAR will be measured according to the required FCC SAR test procedures with the dynamic tuner active to allow the device to automatically tune to the antenna state for the respective RF exposure test configurations. Additional single point SAR time-sweep measurements will be evaluated for other tuner states to determine that the other tuner configurations would result in equivalent or lower SAR values. The additional tuner hardware has no influence to the antenna characteristics, other than impedance matching.
2. To evaluate all of the tuner states, the 144 tuner states are divided evenly among bands (except for LTE band7/30/38/41), mode and exposure combinations so that at least one single point SAR measurement is measured in each configuration. Single point time-sweep measurements will be performed at the peak SAR location determined by the zoom scan of the configuration with the highest reported SAR for each combination. The tuner state will be established remotely so that the device is not moved for the entire series of single point SAR for the tuner states in each combination. The SAR probe will remain stationary at the same position throughout the entire series of single point measurements for each combination.
3. This device supports LTE B2 / B4 / B5 / B17 and B25 / B66 / B26 / B12. Since the supported frequency span for LTE B2 / B4 / B5 / B17 falls completely within the supports frequency span for LTE B25 / B66 / B26 / B12, both LTE bands have the same target power, and both LTE bands share the same transmission path; therefore, chose LTE B25 / B66 / B26 / B12 for dynamic antenna analysis.
4. According to workshop 2019, if any single point SAR measurement result is > 1.2 W/kg for a band/exposure condition combination set, all supported tuner states are evaluated with single point SAR measurements for the combination. So we verified the single point SAR that bands with SAR value high than 1.2W/Kg.
5. The operational decryption contains more information about the design and implementation of the dynamic antenna tuning.

17.1 Supplemental Tuner Head & Body SAR Results

Please refer to Appendix C.

Test Engineer: Nick Hu, Yuan Zhao, Jiaxing Chang, Yuankai Kong

18. Uncertainty Assessment

Per KDB 865664 D01 SAR measurement 100MHz to 6GHz, when the highest measured 1-g SAR within a frequency band is < 1.5 W/kg and the measured 10-g SAR within a frequency band is < 3.75 W/kg. The expanded SAR measurement uncertainty must be ≤ 30%, for a confidence interval of k = 2. If these conditions are met, extensive SAR measurement uncertainty analysis described in IEEE Std 1528-2013 is not required in SAR reports submitted for equipment approval. For this device, the highest measured 1-g SAR is less 1.5W/kg and highest measured 10-g SAR is less 3.75W/kg. Therefore, the measurement uncertainty table is not required in this report.

19. References

[1] FCC 47 CFR Part 2 “Frequency Allocations and Radio Treaty Matters; General Rules and Regulations”

[2] ANSI/IEEE Std. C95.1-1992, “IEEE Standard for Safety Levels with Respect to Human Exposure to Radio Frequency Electromagnetic Fields, 3 kHz to 300 GHz”, September 1992

[3] IEEE Std. 1528-2013, “IEEE Recommended Practice for Determining the Peak Spatial-Average Specific Absorption Rate (SAR) in the Human Head from Wireless Communications Devices: Measurement Techniques”, Sep 2013

[4] SPEAG DASY System Handbook

[5] FCC KDB 865664 D01 v01r04, "SAR Measurement Requirements for 100 MHz to 6 GHz", Aug 2015.

[6] FCC KDB 865664 D02 v01r02, “RF Exposure Compliance Reporting and Documentation Considerations” Oct 2015.

[7] FCC KDB 447498 D01 v06, “Mobile and Portable Device RF Exposure Procedures and Equipment Authorization Policies”, Oct 2015

[8] FCC KDB 648474 D04 v01r03, “SAR Evaluation Considerations for Wireless Handsets”, Oct 2015.

[9] FCC KDB 248227 D01 v02r02, “SAR Guidance for IEEE 802.11 (WiFi) Transmitters”, Oct 2015.

[10] FCC KDB 616217 D04 v01r02, “SAR Evaluation Considerations for Laptop, Notebook, Netbook and Tablet Computers”, Oct 2015

[11] FCC KDB 941225 D01 v03r01, “3G SAR MEAUREMENT PROCEDURES”, Oct 2015

[12] FCC KDB 941225 D05 v02r05, “SAR Evaluation Considerations for LTE Devices”, Dec 2015

[13] FCC KDB 941225 D05A v01r02, “Rel. 10 LTE SAR Test Guidance and KDB Inquiries”, Oct 2015

[14] FCC KDB 941225 D06 v02r01, "SAR Evaluation Procedures for Portable Devices with Wireless Router Capabilities", Oct 2015.

------THE END------

Appendix A. Plots of System Performance Check

The plots are shown as follows.