#01_HAC_T-Coil_GSM850_Voice_Ch189_Axial (Z)

Communication System: GSM850 ; Frequency: 836.4 MHz
Medium: Air Medium parameters used: $\sigma = 0$ S/m, $\varepsilon_r = 1$; $\rho = 0$ kg/m^3
Ambient Temperature：23.2 ℃

DASY5 Configuration:
- Probe: AM1DV3 - 3130; ; Calibrated: 2018/11/20
- Sensor-Surface: 0mm (Fix Surface)
- Electronics: DAE3 Sn495; Calibrated: 2019/5/21
- Phantom: HAC Test Arch with AMCC; Type: SD HAC P01 BA;
- Measurement SW: DASY52, Version 52.10 (2);SEMCAD X Version 14.6.12 (7470)

General Scans/z (axial) 4.2mm 50 x 50/ABM Interpolated SNR(x,y,z) (121x121x1): Interpolated grid: dx=1.000 mm, dy=1.000 mm
ABM1/ABM2 = 20.81 dB
ABM1 comp = -5.37 dBA/m
Location: 8.9, -5.4, 3.7 mm



0 dB = 10.98 = 20.81 dB

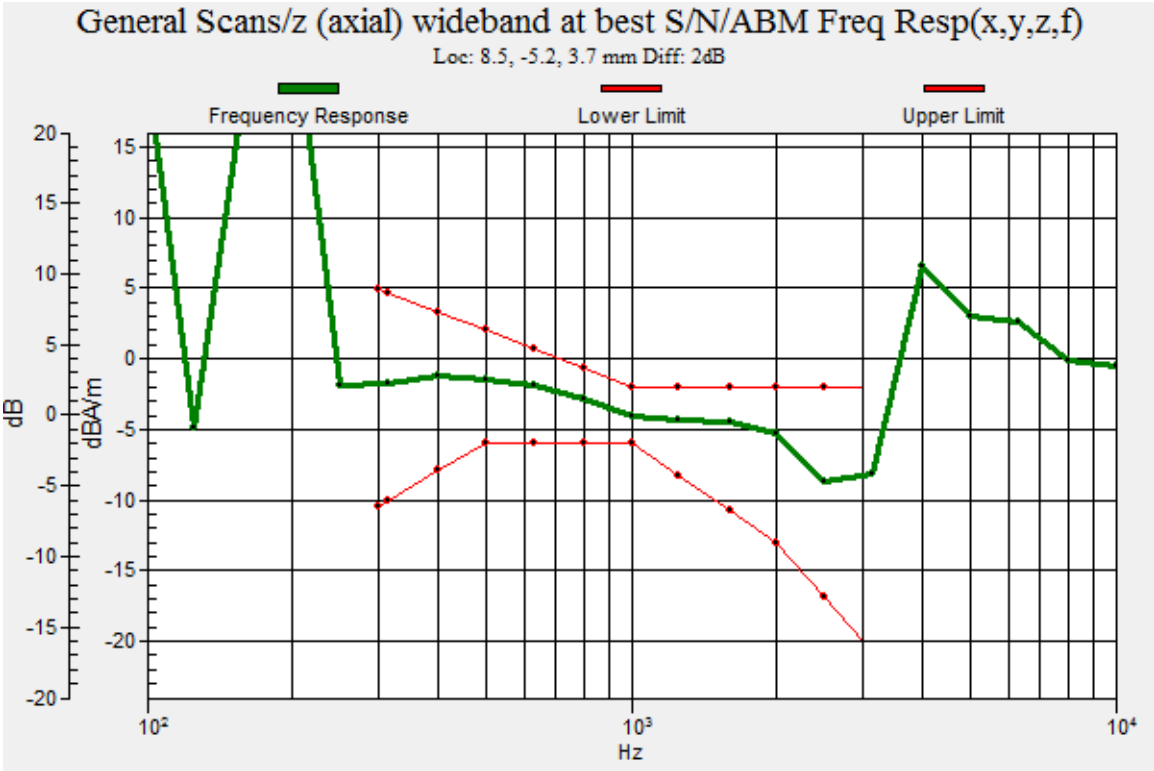
General Scans/z (axial) wideband at best S/N/ABM Freq Resp(x,y,z,f)
Loc: 8.5, -5.2, 3.7 mm Diff: 2dB
Frequency Response
Lower Limit
Upper Limit
dB
dBA/m
Hz

#01_HAC_T-Coil_GSM850_Voice_Ch189_Transversal (Y)

Communication System: GSM850 ; Frequency: 836.4 MHz
Medium: Air Medium parameters used: $\sigma = 0$ S/m, $\varepsilon_r = 1$; $\rho = 0$ kg/m^3
Ambient Temperature：23.2 ℃

DASY5 Configuration:
- Probe: AM1DV3 - 3130; ; Calibrated: 2018/11/20
- Sensor-Surface: 0mm (Fix Surface)
- Electronics: DAE3 Sn495; Calibrated: 2019/5/21
- Phantom: HAC Test Arch with AMCC; Type: SD HAC P01 BA;
- Measurement SW: DASY52, Version 52.10 (2);SEMCAD X Version 14.6.12 (7470)

General Scans/y (transversal) 4.2mm 50 x 50/ABM Interpolated SNR(x,y,z) (121x121x1): Interpolated grid: dx=1.000 mm, dy=1.000 mm
ABM1/ABM2 = 29.67 dB
ABM1 comp = -13.14 dBA/m
Location: 4, -11.7, 3.7 mm



0 dB = 30.46 = 29.67 dB

#02_HAC_T-Coil_GSM1900_Voice_Ch661_Axial (Z)

Communication System: PCS; Frequency: 1880 MHz
Medium: Air Medium parameters used: $\sigma = 0$ S/m, $\varepsilon_r = 1$; $\rho = 0$ kg/m^3
Ambient Temperature：23.2 ℃

DASY5 Configuration:
- Probe: AM1DV3 - 3128; ; Calibrated: 2019/1/15
- Sensor-Surface: 0mm (Fix Surface)
- Electronics: DAE3 Sn495; Calibrated: 2019/5/21
- Phantom: HAC Test Arch with AMCC; Type: SD HAC P01 BA;
- Measurement SW: DASY52, Version 52.10 (2);SEMCAD X Version 14.6.12 (7470)

General Scans/z (axial) 4.2mm 50 x 50/ABM Interpolated SNR(x,y,z) (121x121x1): Interpolated grid: dx=1.000 mm, dy=1.000 mm
ABM1/ABM2 = 24.04 dB
ABM1 comp = -3.96 dBA/m
Location: 9.6, -5.4, 3.7 mm



0 dB = 15.92 = 24.04 dB

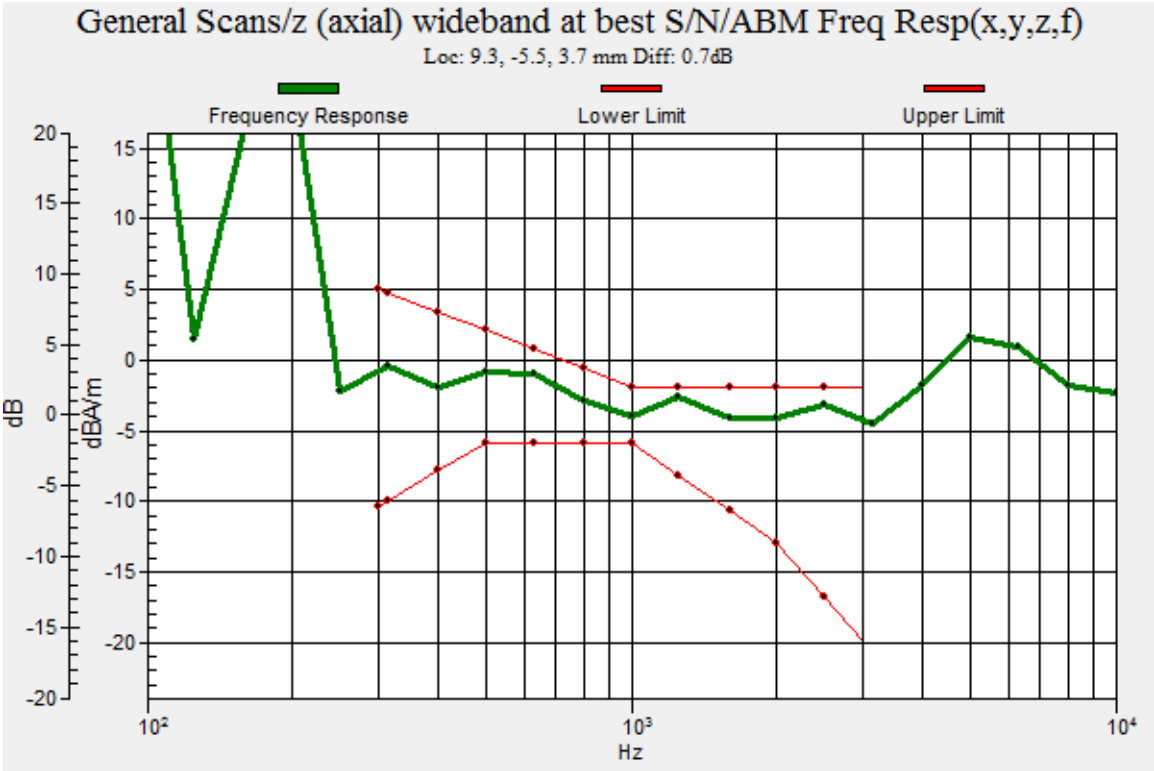
General Scans/z (axial) wideband at best S/N/ABM Freq Resp(x,y,z,f)
Loc: 9.3, -5.5, 3.7 mm Diff: 0.7dB
Frequency Response
Lower Limit
Upper Limit
dB
dBA/m
Hz

#02_HAC_T-Coil_GSM1900_Voice_Ch661_Transversal (Y)

Communication System: PCS; Frequency: 1880 MHz
Medium: Air Medium parameters used: $\sigma = 0$ S/m, $\varepsilon_r = 1$; $\rho = 0$ kg/m^3
Ambient Temperature：23.2 ℃

DASY5 Configuration:
- Probe: AM1DV3 - 3128; ; Calibrated: 2019/1/15
- Sensor-Surface: 0mm (Fix Surface)
- Electronics: DAE3 Sn495; Calibrated: 2019/5/21
- Phantom: HAC Test Arch with AMCC; Type: SD HAC P01 BA;
- Measurement SW: DASY52, Version 52.10 (2);SEMCAD X Version 14.6.12 (7470)

General Scans/y (transversal) 4.2mm 50 x 50/ABM Interpolated SNR(x,y,z) (121x121x1): Interpolated grid: dx=1.000 mm, dy=1.000 mm
ABM1/ABM2 = 32.05 dB
ABM1 comp = -12.89 dBA/m
Location: 4, -12.4, 3.7 mm

0 dB = 40.06 = 32.05 dB

#03_HAC_T-Coil_WCDMA II_AMR 12.2Kbps_Ch9400_Axial (Z)

Communication System: WCDMA; Frequency: 1880 MHz
Medium: Air Medium parameters used: $\sigma = 0$ S/m, $\varepsilon_r = 1$; $\rho = 0$ kg/m^3
Ambient Temperature：23.2 ℃

DASY5 Configuration:
- Probe: AM1DV3 - 3128; ; Calibrated: 2019/1/15
- Sensor-Surface: 0mm (Fix Surface)
- Electronics: DAE3 Sn495; Calibrated: 2019/5/21
- Phantom: HAC Test Arch with AMCC; Type: SD HAC P01 BA;
- Measurement SW: DASY52, Version 52.10 (2);SEMCAD X Version 14.6.12 (7470)

General Scans/z (axial) 4.2mm 50 x 50/ABM Interpolated SNR(x,y,z) (121x121x1): Interpolated grid: dx=1.000 mm, dy=1.000 mm
ABM1/ABM2 = 40.37 dB
ABM1 comp = -4.21 dBA/m
Location: 6.8, -4, 3.7 mm



0 dB = 104.3 = 40.37 dB

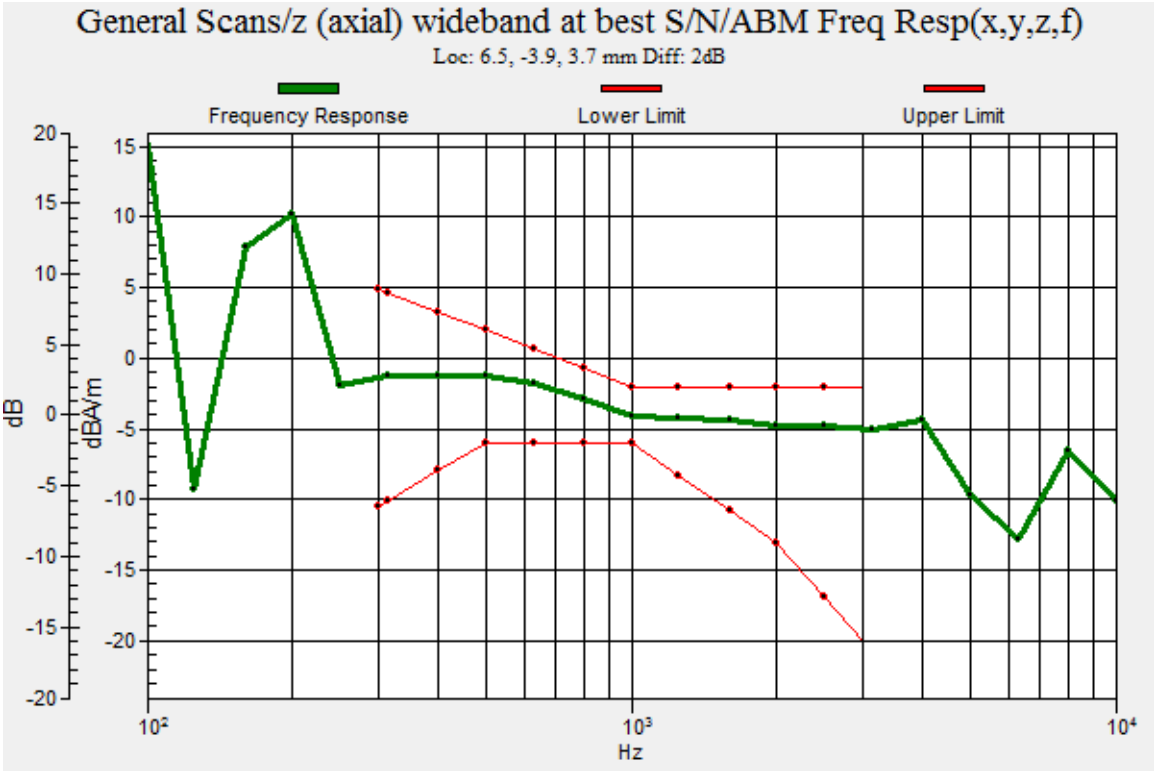
General Scans/z (axial) wideband at best S/N/ABM Freq Resp(x,y,z,f)
Loc: 6.5, -3.9, 3.7 mm Diff: 2dB
Frequency Response
Lower Limit
Upper Limit
dB
dBA/m
Hz

#03_HAC_T-Coil_WCDMA II_AMR 12.2Kbps_Ch9400_Transversal (Y)

Communication System: WCDMA; Frequency: 1880 MHz
Medium: Air Medium parameters used: $\sigma = 0$ S/m, $\varepsilon_r = 1$; $\rho = 0$ kg/m^3
Ambient Temperature：23.2 ℃

DASY5 Configuration:
- Probe: AM1DV3 - 3128; ; Calibrated: 2019/1/15
- Sensor-Surface: 0mm (Fix Surface)
- Electronics: DAE3 Sn495; Calibrated: 2019/5/21
- Phantom: HAC Test Arch with AMCC; Type: SD HAC P01 BA;
- Measurement SW: DASY52, Version 52.10 (2);SEMCAD X Version 14.6.12 (7470)

General Scans/y (transversal) 4.2mm 50 x 50/ABM Interpolated SNR(x,y,z) (121x121x1): Interpolated grid: dx=1.000 mm, dy=1.000 mm
ABM1/ABM2 = 35.13 dB
ABM1 comp = -11.14 dBA/m
Location: 9.6, -13.8, 3.7 mm



0 dB = 57.08 = 35.13 dB

#04_HAC_T-Coil_WCDMA IV_AMR 12.2Kbps_Ch1413_Axial (Z)

Communication System: WCDMA; Frequency: 1732.6 MHz
Medium: Air Medium parameters used: $\sigma = 0$ S/m, $\varepsilon_r = 1$; $\rho = 0$ kg/m^3
Ambient Temperature：23.2 ℃

DASY5 Configuration:
- Probe: AM1DV3 - 3128; ; Calibrated: 2019/1/15
- Sensor-Surface: 0mm (Fix Surface)
- Electronics: DAE3 Sn495; Calibrated: 2019/5/21
- Phantom: HAC Test Arch with AMCC; Type: SD HAC P01 BA;
- Measurement SW: DASY52, Version 52.10 (2);SEMCAD X Version 14.6.12 (7470)

General Scans/z (axial) 4.2mm 50 x 50/ABM Interpolated SNR(x,y,z) (121x121x1): Interpolated grid: dx=1.000 mm, dy=1.000 mm
ABM1/ABM2 = 41.26 dB
ABM1 comp = -4.65 dBA/m
Location: 6.1, -4, 3.7 mm

0 dB = 115.6 = 41.26 dB

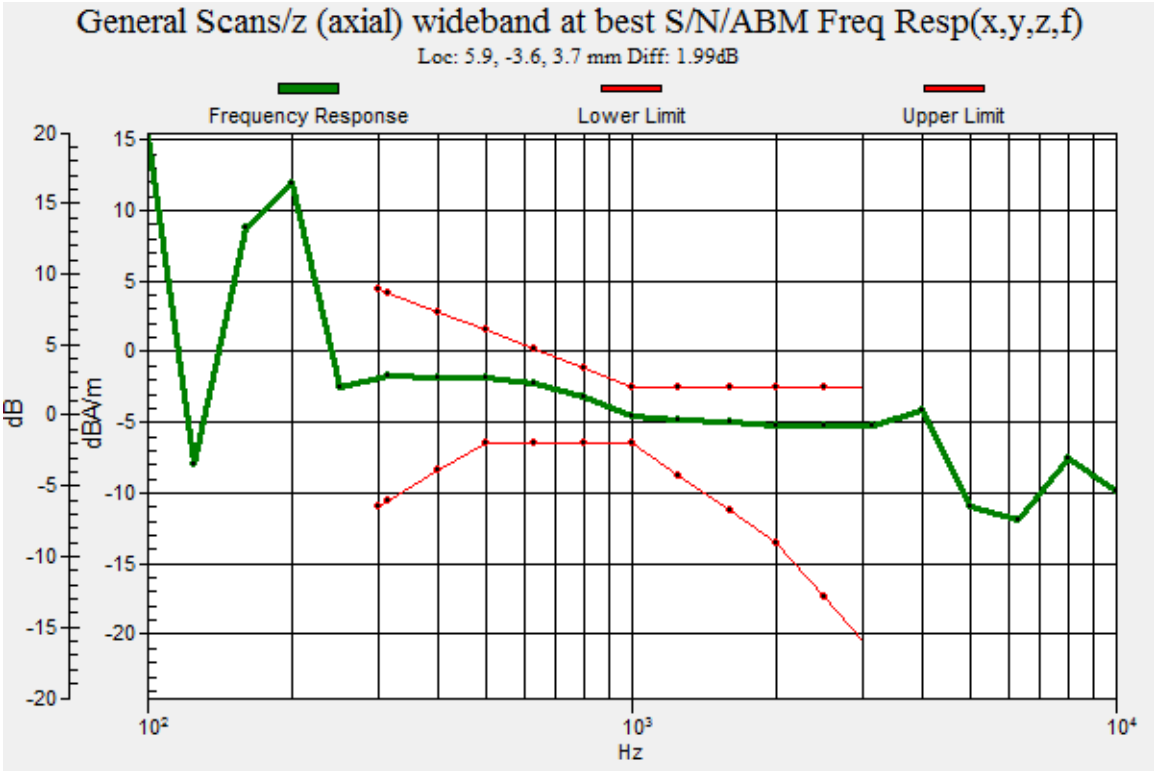
General Scans/z (axial) wideband at best S/N/ABM Freq Resp(x,y,z,f)
Loc: 5.9, -3.6, 3.7 mm Diff: 1.99dB
Frequency Response
Lower Limit
Upper Limit
dB
dBA/m
Hz

#04_HAC_T-Coil_WCDMA IV_AMR 12.2Kbps_Ch1413_Transversal (Y)

Communication System: WCDMA; Frequency: 1732.6 MHz
Medium: Air Medium parameters used: $\sigma = 0$ S/m, $\varepsilon_r = 1$; $\rho = 0$ kg/m^3
Ambient Temperature：23.2 ℃

DASY5 Configuration:
- Probe: AM1DV3 - 3128; ; Calibrated: 2019/1/15
- Sensor-Surface: 0mm (Fix Surface)
- Electronics: DAE3 Sn495; Calibrated: 2019/5/21
- Phantom: HAC Test Arch with AMCC; Type: SD HAC P01 BA;
- Measurement SW: DASY52, Version 52.10 (2);SEMCAD X Version 14.6.12 (7470)

General Scans/y (transversal) 4.2mm 50 x 50/ABM Interpolated SNR(x,y,z) (121x121x1): Interpolated grid: dx=1.000 mm, dy=1.000 mm
ABM1/ABM2 = 35.71 dB
ABM1 comp = -11.36 dBA/m
Location: 8.2, -13.8, 3.7 mm

0 dB = 61.02 = 35.71 dB

#05_HAC_T-Coil_WCDMA V_AMR 12.2Kbps_Ch4182_Axial (Z)

Communication System: WCDMA; Frequency: 836.4 MHz
Medium: Air Medium parameters used: $\sigma = 0$ S/m, $\varepsilon_r = 1$; $\rho = 0$ kg/m^3
Ambient Temperature：23.2 ℃

DASY5 Configuration:
- Probe: AM1DV3 - 3128; ; Calibrated: 2019/1/15
- Sensor-Surface: 0mm (Fix Surface)
- Electronics: DAE3 Sn495; Calibrated: 2019/5/21
- Phantom: HAC Test Arch with AMCC; Type: SD HAC P01 BA;
- Measurement SW: DASY52, Version 52.10 (2);SEMCAD X Version 14.6.12 (7470)

General Scans/z (axial) 4.2mm 50 x 50/ABM Interpolated SNR(x,y,z) (121x121x1): Interpolated grid: dx=1.000 mm, dy=1.000 mm
ABM1/ABM2 = 41.20 dB
ABM1 comp = -5.54 dBA/m
Location: 4.7, -3.3, 3.7 mm

0 dB = 114.8 = 41.20 dB

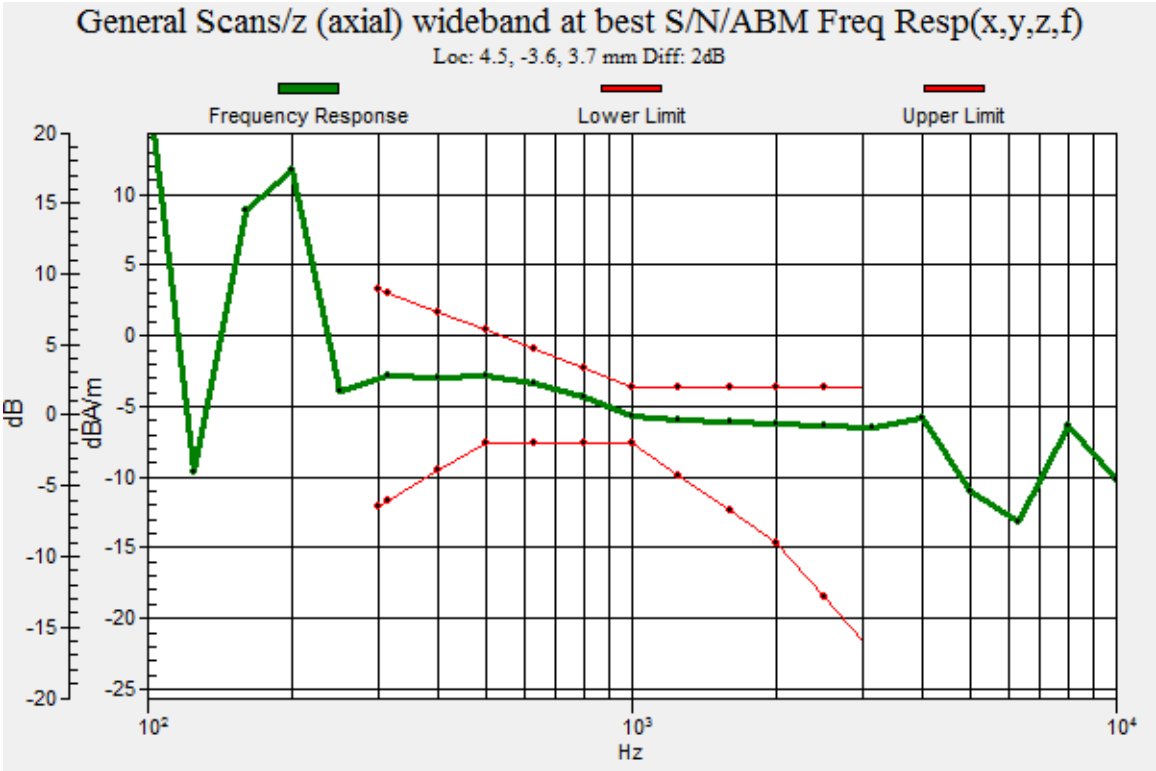
General Scans/z (axial) wideband at best S/N/ABM Freq Resp(x,y,z,f)
Loc: 4.5, -3.6, 3.7 mm Diff: 2dB
Frequency Response
Lower Limit
Upper Limit
dB
dBA/m
Hz

#05_HAC_T-Coil_WCDMA V_AMR 12.2Kbps_Ch4182_Transversal (Y)

Communication System: WCDMA; Frequency: 836.4 MHz
Medium: Air Medium parameters used: $\sigma = 0$ S/m, $\varepsilon_r = 1$; $\rho = 0$ kg/m^3
Ambient Temperature：23.2 ℃

DASY5 Configuration:
- Probe: AM1DV3 - 3128; ; Calibrated: 2019/1/15
- Sensor-Surface: 0mm (Fix Surface)
- Electronics: DAE3 Sn495; Calibrated: 2019/5/21
- Phantom: HAC Test Arch with AMCC; Type: SD HAC P01 BA;
- Measurement SW: DASY52, Version 52.10 (2);SEMCAD X Version 14.6.12 (7470)

General Scans/y (transversal) 4.2mm 50 x 50/ABM Interpolated SNR(x,y,z) (121x121x1): Interpolated grid: dx=1.000 mm, dy=1.000 mm
ABM1/ABM2 = 35.13 dB
ABM1 comp = -11.34 dBA/m
Location: 8.2, -13.1, 3.7 mm

0 dB = 57.08 = 35.13 dB

#06_HAC_T-Coil_CDMA BC0_RC1+SO68 Voice codec8K Enhanced low_Ch384_Axial (Z)

Communication System: CDMA T-Coil; Frequency: 836.52 MHz
Medium: Air Medium parameters used: $\sigma = 0$ S/m, $\varepsilon_r = 1$; $\rho = 0$ kg/m^3
Ambient Temperature：23.2 ℃

DASY5 Configuration:
- Probe: AM1DV3 - 3128; ; Calibrated: 2019/1/15
- Sensor-Surface: 0mm (Fix Surface)
- Electronics: DAE3 Sn495; Calibrated: 2019/5/21
- Phantom: HAC Test Arch with AMCC; Type: SD HAC P01 BA;
- Measurement SW: DASY52, Version 52.10 (2);SEMCAD X Version 14.6.12 (7470)

General Scans/z (axial) 4.2mm 50 x 50/ABM Interpolated SNR(x,y,z) (121x121x1): Interpolated grid: dx=1.000 mm, dy=1.000 mm
ABM1/ABM2 = 35.39 dB
ABM1 comp = -5.47 dBA/m
Location: 10.3, -6.1, 3.7 mm

0 dB = 58.80 = 35.39 dB

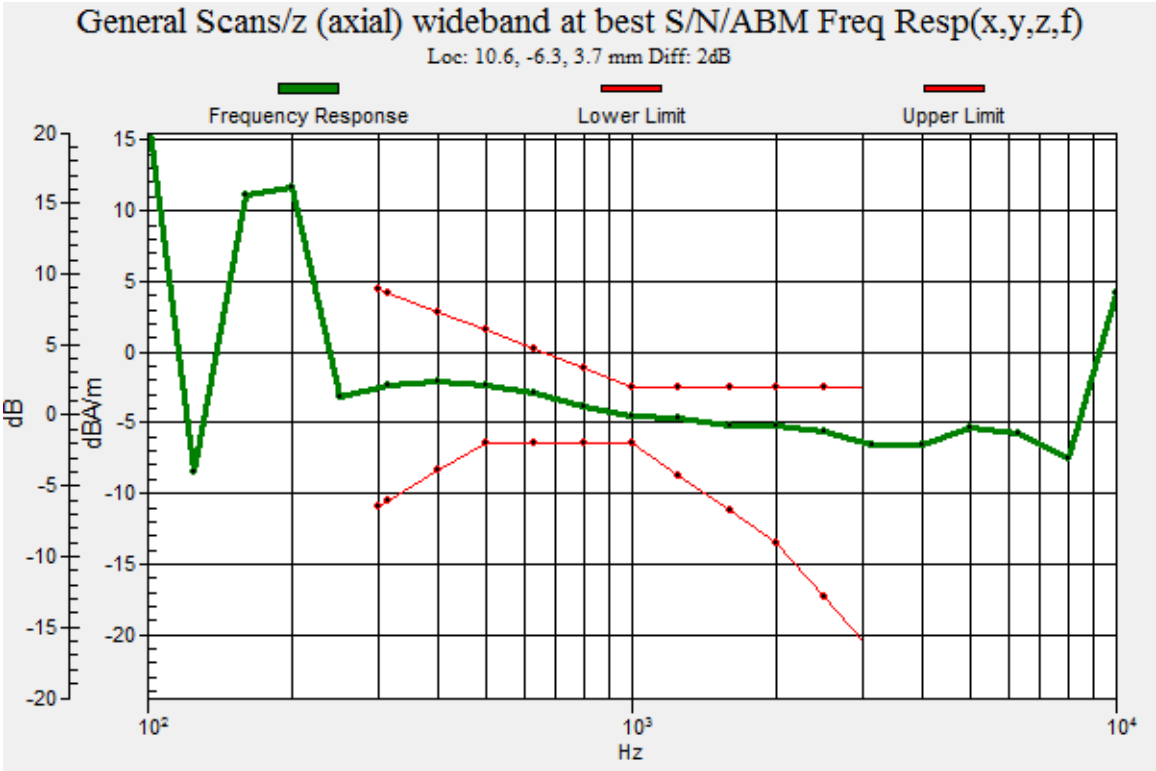
General Scans/z (axial) wideband at best S/N/ABM Freq Resp(x,y,z,f)
Loc: 10.6, -6.3, 3.7 mm Diff: 2dB
Frequency Response
Lower Limit
Upper Limit
dB
dBA/m
Hz

#06_HAC_T-Coil_CDMA BC0_RC1+SO68 Voice codec8K Enhanced low_Ch384_Transversal (Y)

Communication System: CDMA T-Coil; Frequency: 836.52 MHz
Medium: Air Medium parameters used: $\sigma = 0$ S/m, $\varepsilon_r = 1$; $\rho = 0$ kg/m^3
Ambient Temperature：23.2 ℃

DASY5 Configuration:
- Probe: AM1DV3 - 3128; ; Calibrated: 2019/1/15
- Sensor-Surface: 0mm (Fix Surface)
- Electronics: DAE3 Sn495; Calibrated: 2019/5/21
- Phantom: HAC Test Arch with AMCC; Type: SD HAC P01 BA;
- Measurement SW: DASY52, Version 52.10 (2);SEMCAD X Version 14.6.12 (7470)

General Scans/y (transversal) 4.2mm 50 x 50/ABM Interpolated SNR(x,y,z) (121x121x1): Interpolated grid: dx=1.000 mm, dy=1.000 mm
ABM1/ABM2 = 29.59 dB
ABM1 comp = -14.88 dBA/m
Location: 4, -17.3, 3.7 mm

0 dB = 30.17 = 29.59 dB

#07_HAC_T-Coil_CDMA BC1_RC1+SO68 Voice codec8K Enhanced low_Ch600_Axial (Z)

Communication System: CDMA T-Coil; Frequency: 1880 MHz
Medium: Air Medium parameters used: $\sigma = 0$ S/m, $\varepsilon_r = 1$; $\rho = 0$ kg/m^3
Ambient Temperature：23.2 ℃

DASY5 Configuration:
- Probe: AM1DV3 - 3128; ; Calibrated: 2019/1/15
- Sensor-Surface: 0mm (Fix Surface)
- Electronics: DAE3 Sn495; Calibrated: 2019/5/21
- Phantom: HAC Test Arch with AMCC; Type: SD HAC P01 BA;
- Measurement SW: DASY52, Version 52.10 (2);SEMCAD X Version 14.6.12 (7470)

General Scans/z (axial) 4.2mm 50 x 50/ABM Interpolated SNR(x,y,z) (121x121x1): Interpolated grid: dx=1.000 mm, dy=1.000 mm
ABM1/ABM2 = 34.69 dB
ABM1 comp = -5.37 dBA/m
Location: 10.3, -5.4, 3.7 mm

0 dB = 54.27 = 34.69 dB

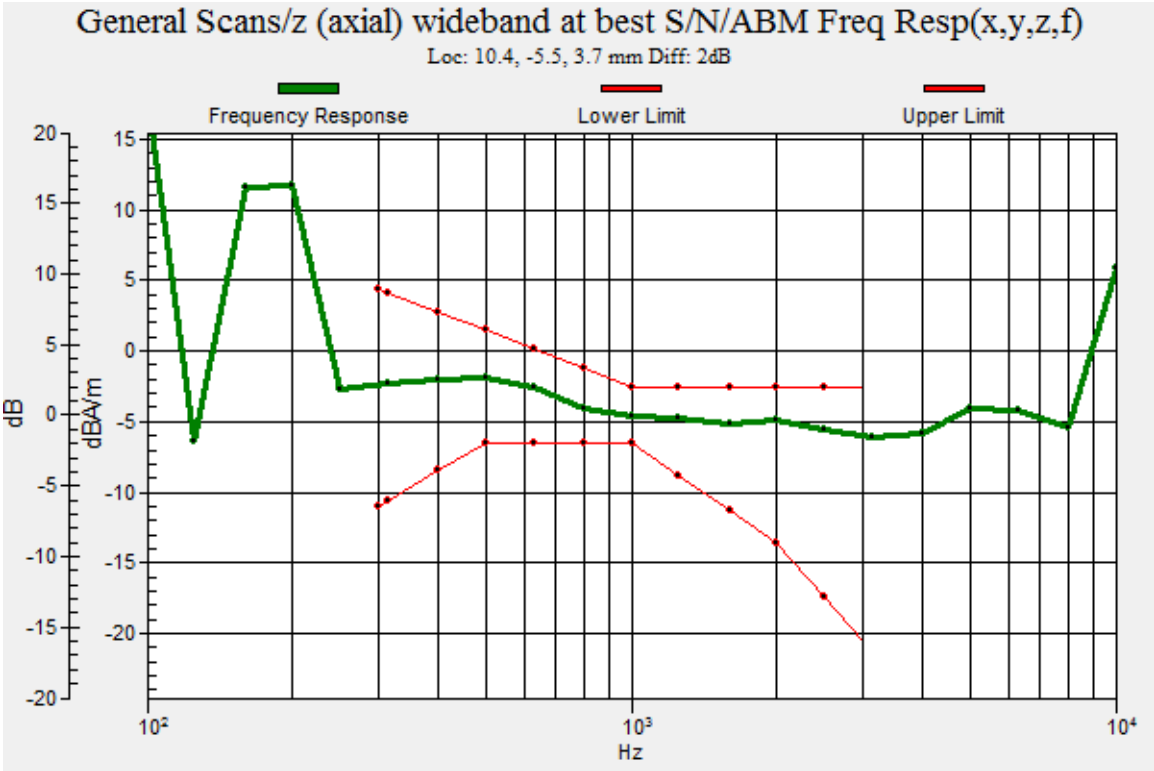
General Scans/z (axial) wideband at best S/N/ABM Freq Resp(x,y,z,f)
Loc: 10.4, -5.5, 3.7 mm Diff: 2dB
Frequency Response
Lower Limit
Upper Limit
dB
dBA/m
Hz

#07_HAC_T-Coil_CDMA BC1_RC1+SO68 Voice codec8K Enhanced low_Ch600_Transversal (Y)

Communication System: CDMA T-Coil; Frequency: 1880 MHz
Medium: Air Medium parameters used: $\sigma = 0$ S/m, $\varepsilon_r = 1$; $\rho = 0$ kg/m^3
Ambient Temperature：23.2 ℃

DASY5 Configuration:
- Probe: AM1DV3 - 3128; ; Calibrated: 2019/1/15
- Sensor-Surface: 0mm (Fix Surface)
- Electronics: DAE3 Sn495; Calibrated: 2019/5/21
- Phantom: HAC Test Arch with AMCC; Type: SD HAC P01 BA;
- Measurement SW: DASY52, Version 52.10 (2);SEMCAD X Version 14.6.12 (7470)

General Scans/y (transversal) 4.2mm 50 x 50/ABM Interpolated SNR(x,y,z) (121x121x1): Interpolated grid: dx=1.000 mm, dy=1.000 mm
ABM1/ABM2 = 30.11 dB
ABM1 comp = -14.21 dBA/m
Location: 4, -16.6, 3.7 mm

0 dB = 32.02 = 30.11 dB

#08_HAC_T-Coil_CDMA BC10_RC1+SO68 Voice codec8K Enhanced low_Ch580_Axial (Z)

Communication System: CDMA T-Coil; Frequency: 820.5 MHz
Medium: Air Medium parameters used: $\sigma = 0$ S/m, $\varepsilon_r = 1$; $\rho = 0$ kg/m^3
Ambient Temperature：23.2 ℃

DASY5 Configuration:
- Probe: AM1DV3 - 3128; ; Calibrated: 2019/1/15
- Sensor-Surface: 0mm (Fix Surface)
- Electronics: DAE3 Sn495; Calibrated: 2019/5/21
- Phantom: HAC Test Arch with AMCC; Type: SD HAC P01 BA;
- Measurement SW: DASY52, Version 52.10 (2);SEMCAD X Version 14.6.12 (7470)

General Scans/z (axial) 4.2mm 50 x 50/ABM Interpolated SNR(x,y,z) (121x121x1): Interpolated grid: dx=1.000 mm, dy=1.000 mm
ABM1/ABM2 = 36.13 dB
ABM1 comp = -5.08 dBA/m
Location: 10.3, -6.1, 3.7 mm

0 dB = 64.02 = 36.13 dB

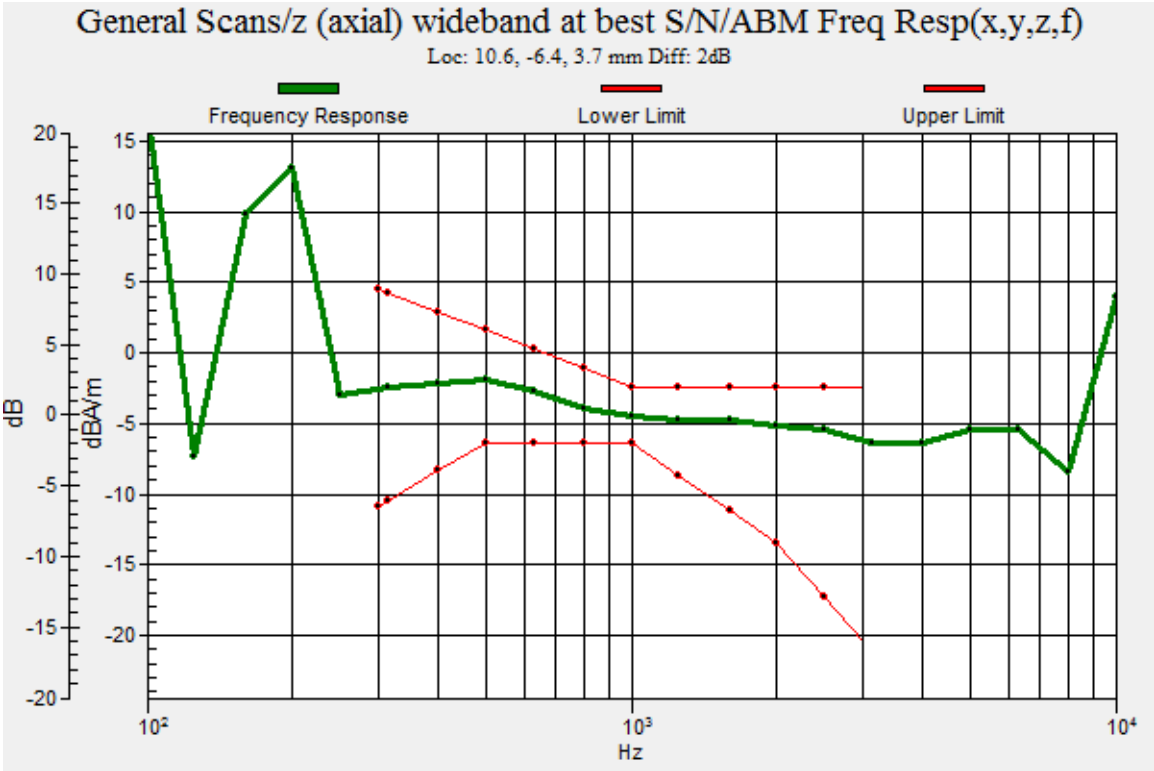
General Scans/z (axial) wideband at best S/N/ABM Freq Resp(x,y,z,f)
Loc: 10.6, -6.4, 3.7 mm Diff: 2dB
Frequency Response
Lower Limit
Upper Limit
dB
dBA/m
Hz

#08_HAC_T-Coil_CDMA BC10_RC1+SO68 Voice codec8K Enhanced low_Ch580_Transversal (Y)

Communication System: CDMA T-Coil; Frequency: 820.5 MHz
Medium: Air Medium parameters used: $\sigma = 0$ S/m, $\varepsilon_r = 1$; $\rho = 0$ kg/m^3
Ambient Temperature：23.2 ℃

DASY5 Configuration:
- Probe: AM1DV3 - 3128; ; Calibrated: 2019/1/15
- Sensor-Surface: 0mm (Fix Surface)
- Electronics: DAE3 Sn495; Calibrated: 2019/5/21
- Phantom: HAC Test Arch with AMCC; Type: SD HAC P01 BA;
- Measurement SW: DASY52, Version 52.10 (2);SEMCAD X Version 14.6.12 (7470)

General Scans/y (transversal) 4.2mm 50 x 50/ABM Interpolated SNR(x,y,z) (121x121x1): Interpolated grid: dx=1.000 mm, dy=1.000 mm
ABM1/ABM2 = 29.93 dB
ABM1 comp = -15.29 dBA/m
Location: 3.3, -17.3, 3.7 mm

0 dB = 31.36 = 29.93 dB

#09_HAC_T-Coil_LTE Band 7_20M_QPSK_1_0_Ch21100_Axial (Z)

Communication System: LTE; Frequency: 2535 MHz
Medium: Air Medium parameters used: $\sigma = 0$ S/m, $\varepsilon_r = 1$; $\rho = 0$ kg/m^3
Ambient Temperature：23.2 ℃

DASY5 Configuration:
- Probe: AM1DV3 - 3128; ; Calibrated: 2019/1/15
- Sensor-Surface: 0mm (Fix Surface)
- Electronics: DAE3 Sn495; Calibrated: 2019/5/21
- Phantom: HAC Test Arch with AMCC; Type: SD HAC P01 BA;
- Measurement SW: DASY52, Version 52.10 (2);SEMCAD X Version 14.6.12 (7470)

General Scans/z (axial) 4.2mm 50 x 50/ABM Interpolated SNR(x,y,z) (121x121x1): Interpolated grid: dx=1.000 mm, dy=1.000 mm
ABM1/ABM2 = 34.53 dB
ABM1 comp = -7.24 dBA/m
Location: 4, -4, 3.7 mm



0 dB = 53.25 = 34.53 dB

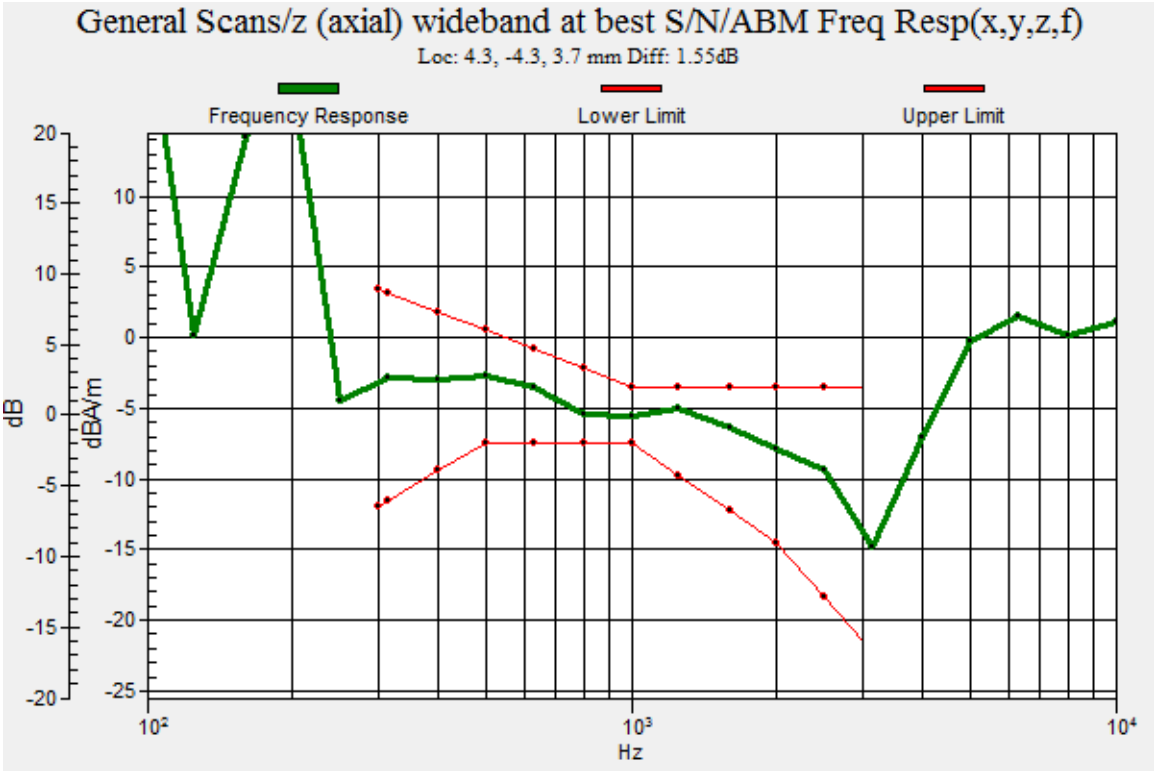
General Scans/z (axial) wideband at best S/N/ABM Freq Resp(x,y,z,f)
Loc: 4.3, -4.3, 3.7 mm Diff: 1.55dB
Frequency Response
Lower Limit
Upper Limit
dB
dBA/m
Hz

#09_HAC_T-Coil_LTE Band 7_20M_QPSK_1_0_Ch21100_Transversal (Y)

Communication System: LTE; Frequency: 2535 MHz
Medium: Air Medium parameters used: $\sigma = 0$ S/m, $\varepsilon_r = 1$; $\rho = 0$ kg/m^3
Ambient Temperature：23.2 ℃

DASY5 Configuration:
- Probe: AM1DV3 - 3128; ; Calibrated: 2019/1/15
- Sensor-Surface: 0mm (Fix Surface)
- Electronics: DAE3 Sn495; Calibrated: 2019/5/21
- Phantom: HAC Test Arch with AMCC; Type: SD HAC P01 BA;
- Measurement SW: DASY52, Version 52.10 (2);SEMCAD X Version 14.6.12 (7470)

General Scans/y (transversal) 4.2mm 50 x 50/ABM Interpolated SNR(x,y,z) (121x121x1): Interpolated grid: dx=1.000 mm, dy=1.000 mm
ABM1/ABM2 = 31.19 dB
ABM1 comp = -14.48 dBA/m
Location: 4, -15.9, 3.7 mm



0 dB = 36.25 = 31.19 dB

#10_HAC_T-Coil_LTE Band 12_10M_QPSK_1_0_Ch23095_Axial (Z)

Communication System: LTE; Frequency: 707.5 MHz
Medium: Air Medium parameters used: $\sigma = 0$ S/m, $\varepsilon_r = 1$; $\rho = 0$ kg/m^3
Ambient Temperature：23.2 ℃

DASY5 Configuration:
- Probe: AM1DV3 - 3128; ; Calibrated: 2019/1/15
- Sensor-Surface: 0mm (Fix Surface)
- Electronics: DAE3 Sn495; Calibrated: 2019/5/21
- Phantom: HAC Test Arch with AMCC; Type: SD HAC P01 BA;
- Measurement SW: DASY52, Version 52.10 (2);SEMCAD X Version 14.6.12 (7470)

General Scans/z (axial) 4.2mm 50 x 50/ABM Interpolated SNR(x,y,z) (121x121x1): Interpolated grid: dx=1.000 mm, dy=1.000 mm
ABM1/ABM2 = 35.94 dB
ABM1 comp = -6.72 dBA/m
Location: 4, -4.7, 3.7 mm



0 dB = 62.69 = 35.94 dB

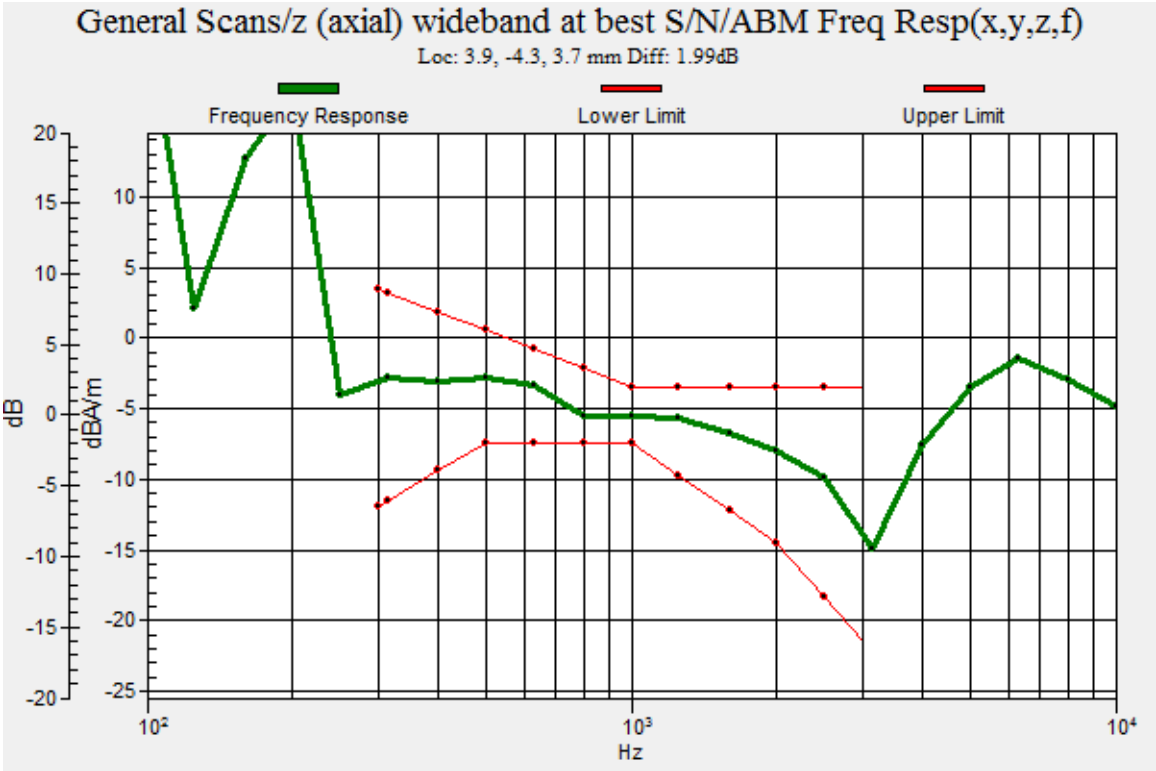
General Scans/z (axial) wideband at best S/N/ABM Freq Resp(x,y,z,f)
Loc: 3.9, -4.3, 3.7 mm Diff: 1.99dB
Frequency Response
Lower Limit
Upper Limit
dB
dBA/m
Hz

#10_HAC_T-Coil_LTE Band 12_10M_QPSK_1_0_Ch23095_Transversal (Y)

Communication System: LTE; Frequency: 707.5 MHz
Medium: Air Medium parameters used: $\sigma = 0$ S/m, $\varepsilon_r = 1$; $\rho = 0$ kg/m^3
Ambient Temperature：23.2 ℃

DASY5 Configuration:
- Probe: AM1DV3 - 3128; ; Calibrated: 2019/1/15
- Sensor-Surface: 0mm (Fix Surface)
- Electronics: DAE3 Sn495; Calibrated: 2019/5/21
- Phantom: HAC Test Arch with AMCC; Type: SD HAC P01 BA;
- Measurement SW: DASY52, Version 52.10 (2);SEMCAD X Version 14.6.12 (7470)

General Scans/y (transversal) 4.2mm 50 x 50/ABM Interpolated SNR(x,y,z) (121x121x1): Interpolated grid: dx=1.000 mm, dy=1.000 mm
ABM1/ABM2 = 32.20 dB
ABM1 comp = -14.01 dBA/m
Location: 6.8, -15.9, 3.7 mm



0 dB = 40.75 = 32.20 dB

#11_HAC_T-Coil_LTE Band 13_10M_QPSK_1_0_Ch23230_Axial (Z)

Communication System: LTE; Frequency: 782 MHz
Medium: Air Medium parameters used: $\sigma = 0$ S/m, $\varepsilon_r = 1$; $\rho = 0$ kg/m^3
Ambient Temperature：23.2 ℃

DASY5 Configuration:
- Probe: AM1DV3 - 3128; ; Calibrated: 2019/1/15
- Sensor-Surface: 0mm (Fix Surface)
- Electronics: DAE3 Sn495; Calibrated: 2019/5/21
- Phantom: HAC Test Arch with AMCC; Type: SD HAC P01 BA;
- Measurement SW: DASY52, Version 52.10 (2);SEMCAD X Version 14.6.12 (7470)

General Scans/z (axial) 4.2mm 50 x 50/ABM Interpolated SNR(x,y,z) (121x121x1): Interpolated grid: dx=1.000 mm, dy=1.000 mm
ABM1/ABM2 = 36.12 dB
ABM1 comp = -7.19 dBA/m
Location: 4, -4.7, 3.7 mm



0 dB = 63.97 = 36.12 dB

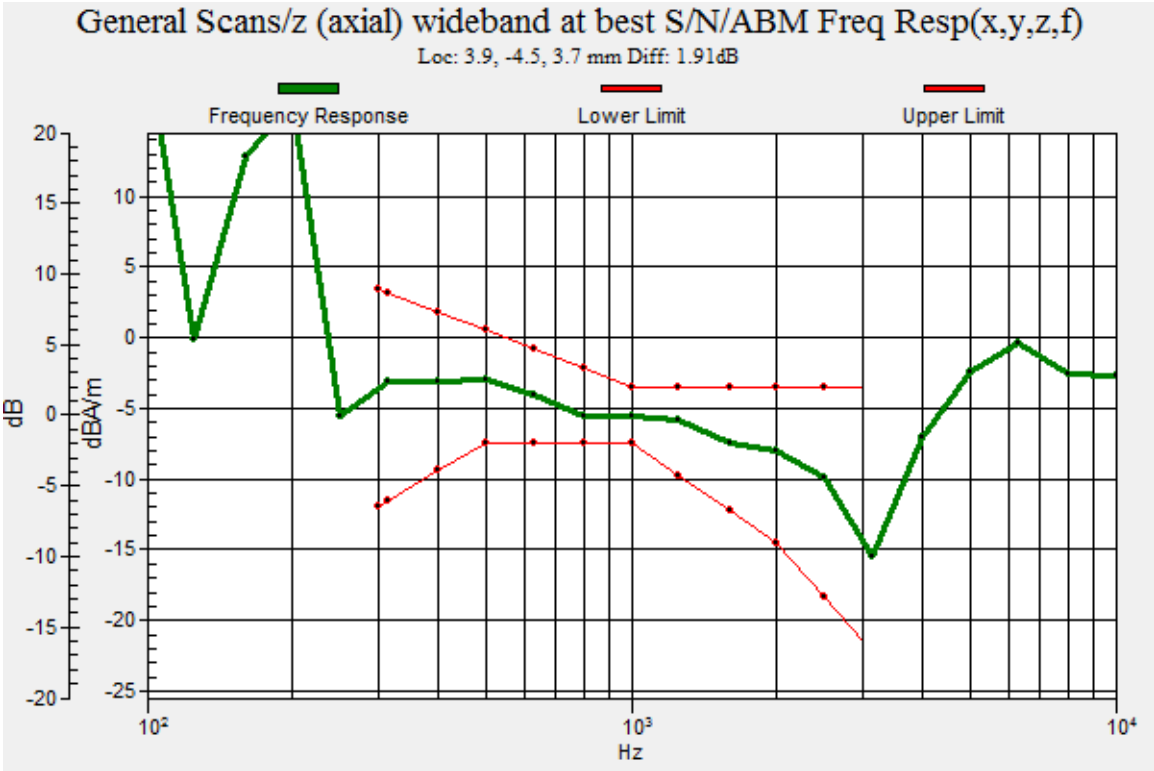
General Scans/z (axial) wideband at best S/N/ABM Freq Resp(x,y,z,f)
Loc: 3.9, -4.5, 3.7 mm Diff: 1.91dB
Frequency Response
Lower Limit
Upper Limit
dB
dBA/m
Hz

#11_HAC_T-Coil_LTE Band 13_10M_QPSK_1_0_Ch23230_Transversal (Y)

Communication System: LTE; Frequency: 782 MHz
Medium: Air Medium parameters used: $\sigma = 0$ S/m, $\varepsilon_r = 1$; $\rho = 0$ kg/m^3
Ambient Temperature：23.2 ℃

DASY5 Configuration:
- Probe: AM1DV3 - 3128; ; Calibrated: 2019/1/15
- Sensor-Surface: 0mm (Fix Surface)
- Electronics: DAE3 Sn495; Calibrated: 2019/5/21
- Phantom: HAC Test Arch with AMCC; Type: SD HAC P01 BA;
- Measurement SW: DASY52, Version 52.10 (2);SEMCAD X Version 14.6.12 (7470)

General Scans/y (transversal) 4.2mm 50 x 50/ABM Interpolated SNR(x,y,z) (121x121x1): Interpolated grid: dx=1.000 mm, dy=1.000 mm
ABM1/ABM2 = 32.51 dB
ABM1 comp = -14.15 dBA/m
Location: 4.7, -14.5, 3.7 mm



0 dB = 42.21 = 32.51 dB

#12_HAC_T-Coil_LTE Band 14_10M_QPSK_1_0_Ch23330_Axial (Z)

Communication System: LTE; Frequency: 793 MHz
Medium: Air Medium parameters used: $\sigma = 0$ S/m, $\varepsilon_r = 1$; $\rho = 0$ kg/m^3
Ambient Temperature：23.2 ℃

DASY5 Configuration:
- Probe: AM1DV3 - 3128; ; Calibrated: 2019/1/15
- Sensor-Surface: 0mm (Fix Surface)
- Electronics: DAE3 Sn495; Calibrated: 2019/5/21
- Phantom: HAC Test Arch with AMCC; Type: SD HAC P01 BA;
- Measurement SW: DASY52, Version 52.10 (2);SEMCAD X Version 14.6.12 (7470)

General Scans/z (axial) 4.2mm 50 x 50/ABM Interpolated SNR(x,y,z) (121x121x1): Interpolated grid: dx=1.000 mm, dy=1.000 mm
ABM1/ABM2 = 36.80 dB
ABM1 comp = -6.63 dBA/m
Location: 4, -4, 3.7 mm



0 dB = 69.22 = 36.80 dB

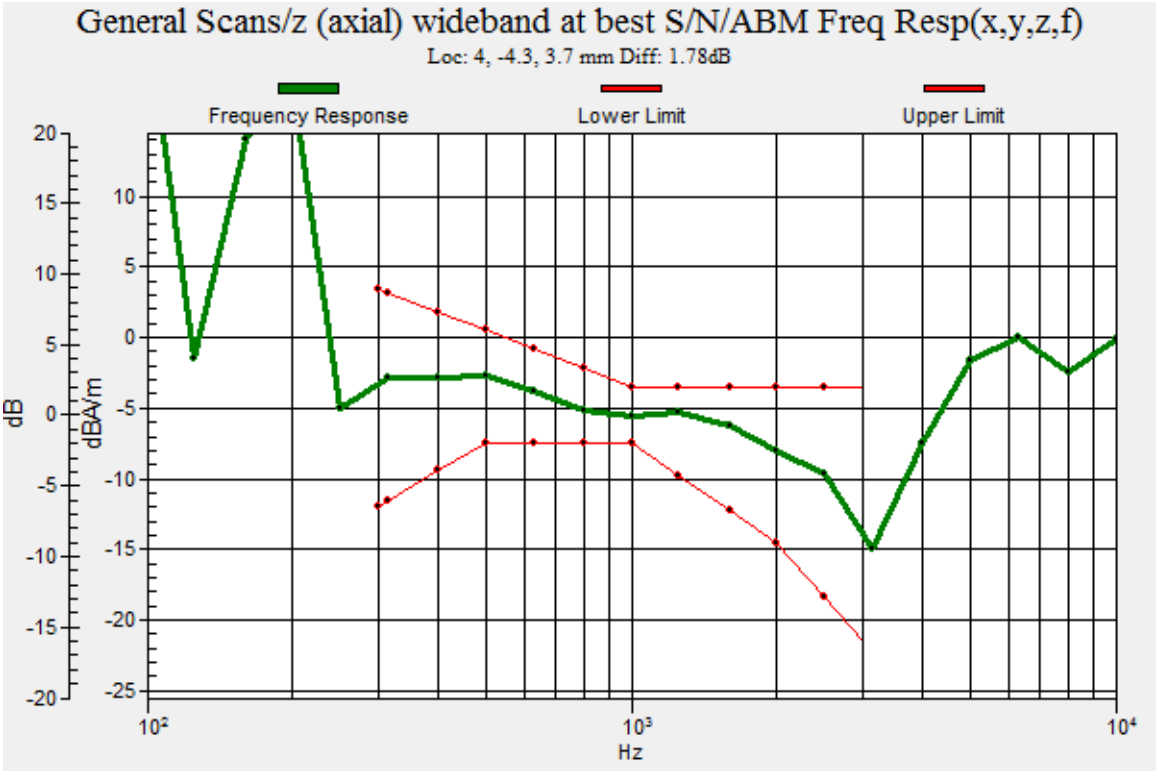
General Scans/z (axial) wideband at best S/N/ABM Freq Resp(x,y,z,f)
Loc: 4, -4.3, 3.7 mm Diff: 1.78dB
Frequency Response
Lower Limit
Upper Limit
dB
dBA/m
Hz

#12_HAC_T-Coil_LTE Band 14_10M_QPSK_1_0_Ch23330_Transversal (Y)

Communication System: LTE; Frequency: 793 MHz
Medium: Air Medium parameters used: $\sigma = 0$ S/m, $\varepsilon_r = 1$; $\rho = 0$ kg/m^3
Ambient Temperature：23.2 ℃

DASY5 Configuration:
- Probe: AM1DV3 - 3128; ; Calibrated: 2019/1/15
- Sensor-Surface: 0mm (Fix Surface)
- Electronics: DAE3 Sn495; Calibrated: 2019/5/21
- Phantom: HAC Test Arch with AMCC; Type: SD HAC P01 BA;
- Measurement SW: DASY52, Version 52.10 (2);SEMCAD X Version 14.6.12 (7470)

General Scans/y (transversal) 4.2mm 50 x 50/ABM Interpolated SNR(x,y,z) (121x121x1): Interpolated grid: dx=1.000 mm, dy=1.000 mm
ABM1/ABM2 = 31.51 dB
ABM1 comp = -14.19 dBA/m
Location: 5.4, -14.5, 3.7 mm



0 dB = 37.63 = 31.51 dB

#13_HAC_T-Coil_LTE Band 25_20M_QPSK_1_0_Ch26340_Axial (Z)

Communication System: LTE; Frequency: 1880 MHz
Medium: Air Medium parameters used: $\sigma = 0$ S/m, $\varepsilon_r = 1$; $\rho = 0$ kg/m^3
Ambient Temperature：23.2 ℃

DASY5 Configuration:
- Probe: AM1DV3 - 3128; ; Calibrated: 2019/1/15
- Sensor-Surface: 0mm (Fix Surface)
- Electronics: DAE3 Sn495; Calibrated: 2019/5/21
- Phantom: HAC Test Arch with AMCC; Type: SD HAC P01 BA;
- Measurement SW: DASY52, Version 52.10 (2);SEMCAD X Version 14.6.12 (7470)

General Scans/z (axial) 4.2mm 50 x 50/ABM Interpolated SNR(x,y,z) (121x121x1): Interpolated grid: dx=1.000 mm, dy=1.000 mm
ABM1/ABM2 = 36.13 dB
ABM1 comp = -7.24 dBA/m
Location: 4, -4, 3.7 mm



0 dB = 64.05 = 36.13 dB

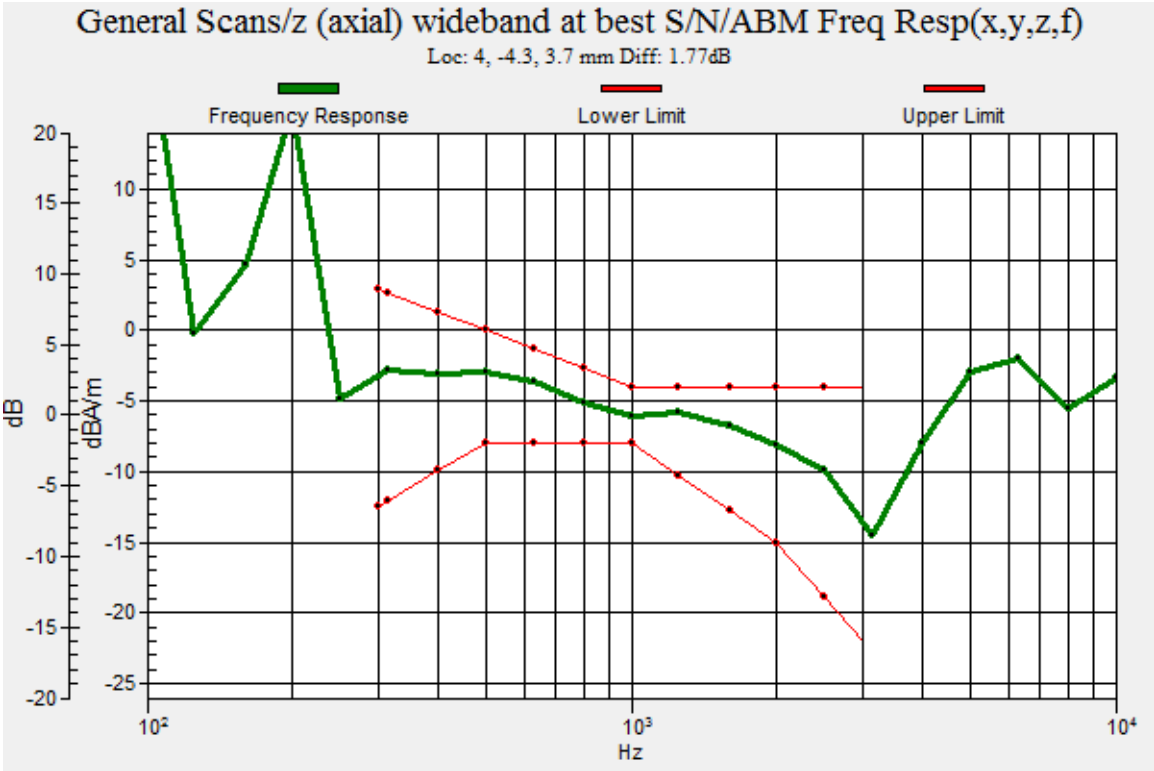
General Scans/z (axial) wideband at best S/N/ABM Freq Resp(x,y,z,f)
Loc: 4, -4.3, 3.7 mm Diff: 1.77dB
Frequency Response
Lower Limit
Upper Limit
dB
dBA/m
Hz

#13_HAC_T-Coil_LTE Band 25_20M_QPSK_1_0_Ch26340_Transversal (Y)

Communication System: LTE; Frequency: 1880 MHz
Medium: Air Medium parameters used: $\sigma = 0$ S/m, $\varepsilon_r = 1$; $\rho = 0$ kg/m^3
Ambient Temperature：23.2 ℃

DASY5 Configuration:
- Probe: AM1DV3 - 3128; ; Calibrated: 2019/1/15
- Sensor-Surface: 0mm (Fix Surface)
- Electronics: DAE3 Sn495; Calibrated: 2019/5/21
- Phantom: HAC Test Arch with AMCC; Type: SD HAC P01 BA;
- Measurement SW: DASY52, Version 52.10 (2);SEMCAD X Version 14.6.12 (7470)

General Scans/y (transversal) 4.2mm 50 x 50/ABM Interpolated SNR(x,y,z) (121x121x1): Interpolated grid: dx=1.000 mm, dy=1.000 mm
ABM1/ABM2 = 31.71 dB
ABM1 comp = -13.78 dBA/m
Location: 6.1, -17.3, 3.7 mm



0 dB = 38.49 = 31.71 dB

#14_HAC_T-Coil_LTE Band 26_15M_QPSK_1_0_Ch26865_Axial (Z)

Communication System: LTE; Frequency: 831.5 MHz
Medium: Air Medium parameters used: $\sigma = 0$ S/m, $\varepsilon_r = 1$; $\rho = 0$ kg/m^3
Ambient Temperature：23.2 ℃

DASY5 Configuration:
- Probe: AM1DV3 - 3128; ; Calibrated: 2019/1/15
- Sensor-Surface: 0mm (Fix Surface)
- Electronics: DAE3 Sn495; Calibrated: 2019/5/21
- Phantom: HAC Test Arch with AMCC; Type: SD HAC P01 BA;
- Measurement SW: DASY52, Version 52.10 (2);SEMCAD X Version 14.6.12 (7470)

General Scans/z (axial) 4.2mm 50 x 50/ABM Interpolated SNR(x,y,z) (121x121x1): Interpolated grid: dx=1.000 mm, dy=1.000 mm
ABM1/ABM2 = 35.68 dB
ABM1 comp = -6.87 dBA/m
Location: 4, -4, 3.7 mm



0 dB = 60.82 = 35.68 dB

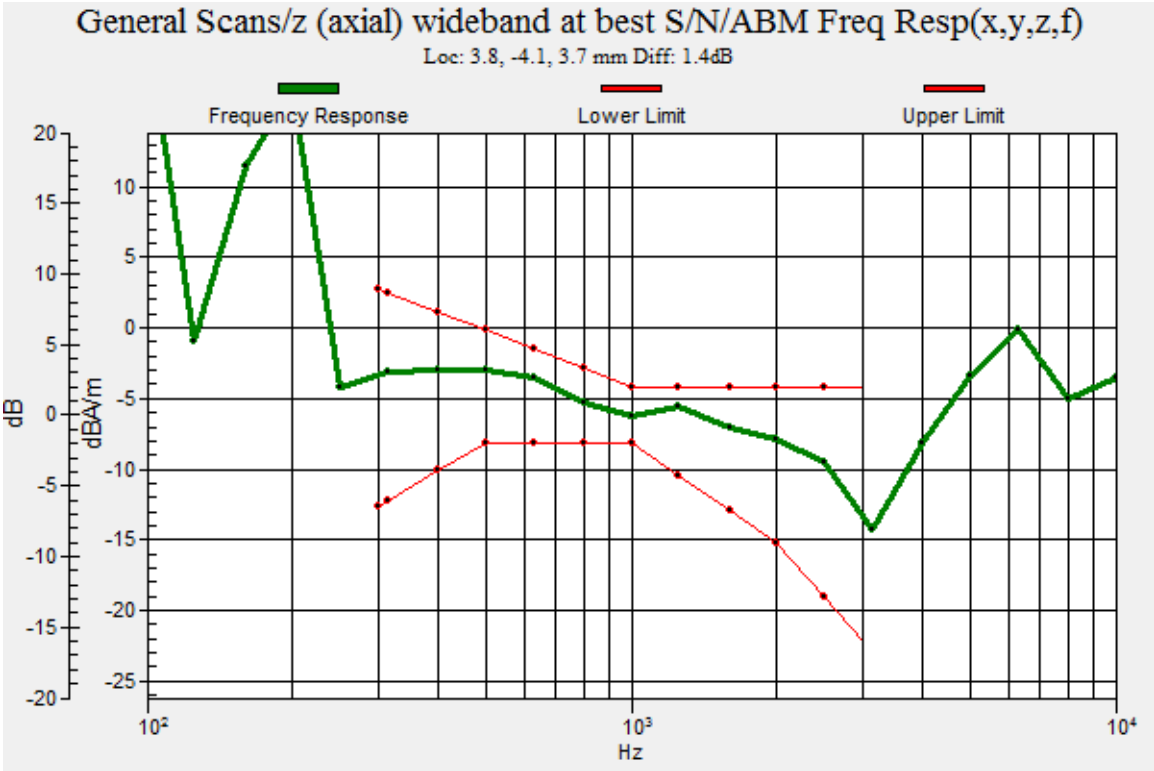
General Scans/z (axial) wideband at best S/N/ABM Freq Resp(x,y,z,f)
Loc: 3.8, -4.1, 3.7 mm Diff: 1.4dB
Frequency Response
Lower Limit
Upper Limit
dB
dBA/m
Hz

#14_HAC_T-Coil_LTE Band 26_15M_QPSK_1_0_Ch26865_Transversal (Y)

Communication System: LTE; Frequency: 831.5 MHz
Medium: Air Medium parameters used: $\sigma = 0$ S/m, $\varepsilon_r = 1$; $\rho = 0$ kg/m^3
Ambient Temperature：23.2 ℃

DASY5 Configuration:
- Probe: AM1DV3 - 3128; ; Calibrated: 2019/1/15
- Sensor-Surface: 0mm (Fix Surface)
- Electronics: DAE3 Sn495; Calibrated: 2019/5/21
- Phantom: HAC Test Arch with AMCC; Type: SD HAC P01 BA;
- Measurement SW: DASY52, Version 52.10 (2);SEMCAD X Version 14.6.12 (7470)

General Scans/y (transversal) 4.2mm 50 x 50/ABM Interpolated SNR(x,y,z) (121x121x1): Interpolated grid: dx=1.000 mm, dy=1.000 mm
ABM1/ABM2 = 31.83 dB
ABM1 comp = -13.80 dBA/m
Location: 8.2, -16.6, 3.7 mm



0 dB = 39.03 = 31.83 dB

#15_HAC_T-Coil_LTE Band 30_10M_QPSK_1_0_Ch27710_Axial (Z)

Communication System: LTE; Frequency: 2310 MHz
Medium: Air Medium parameters used: $\sigma = 0$ S/m, $\varepsilon_r = 1$; $\rho = 0$ kg/m^3
Ambient Temperature：23.2 ℃

DASY5 Configuration:
- Probe: AM1DV3 - 3128; ; Calibrated: 2019/1/15
- Sensor-Surface: 0mm (Fix Surface)
- Electronics: DAE3 Sn495; Calibrated: 2019/5/21
- Phantom: HAC Test Arch with AMCC; Type: SD HAC P01 BA;
- Measurement SW: DASY52, Version 52.10 (2);SEMCAD X Version 14.6.12 (7470)

General Scans/z (axial) 4.2mm 50 x 50/ABM Interpolated SNR(x,y,z) (121x121x1): Interpolated grid: dx=1.000 mm, dy=1.000 mm
ABM1/ABM2 = 35.25 dB
ABM1 comp = -7.51 dBA/m
Location: 3.3, -4.7, 3.7 mm



0 dB = 57.87 = 35.25 dB

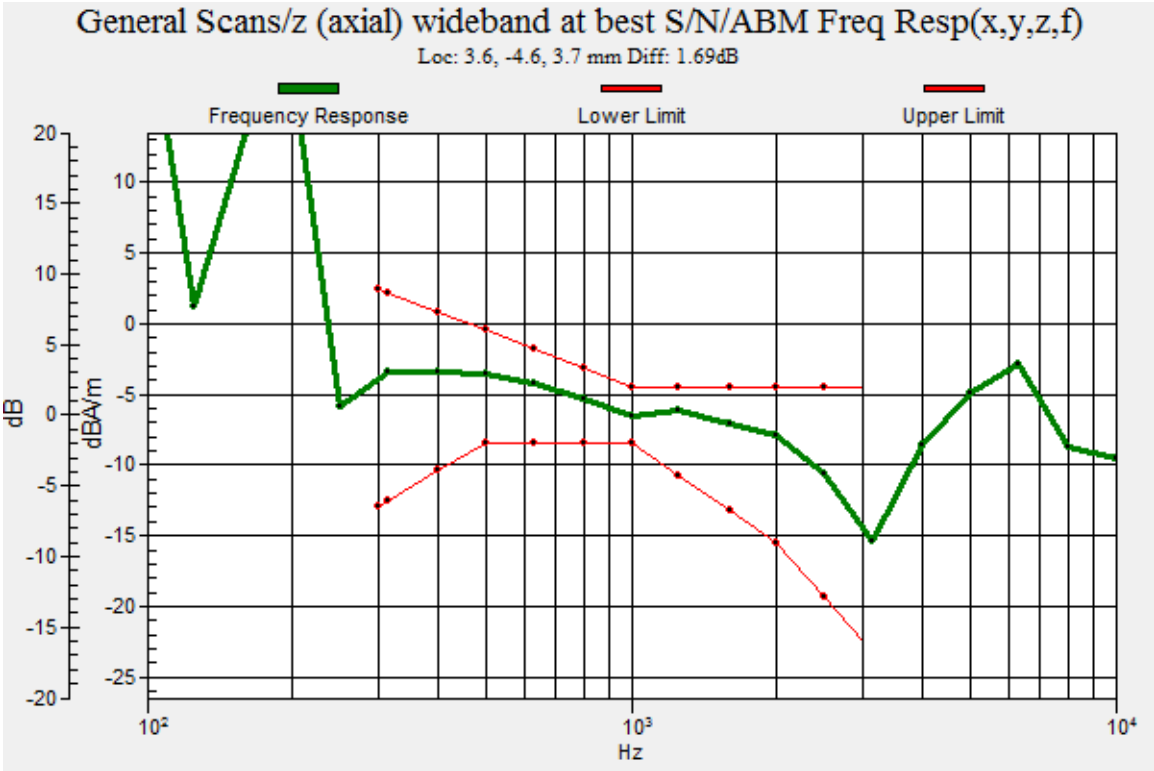
General Scans/z (axial) wideband at best S/N/ABM Freq Resp(x,y,z,f)
Loc: 3.6, -4.6, 3.7 mm Diff: 1.69dB
Frequency Response
Lower Limit
Upper Limit
dB
dBA/m
Hz

#15_HAC_T-Coil_LTE Band 30_10M_QPSK_1_0_Ch27710_Transversal (Y)

Communication System: LTE; Frequency: 2310 MHz
Medium: Air Medium parameters used: $\sigma = 0$ S/m, $\varepsilon_r = 1$; $\rho = 0$ kg/m^3
Ambient Temperature：23.2 ℃

DASY5 Configuration:
- Probe: AM1DV3 - 3128; ; Calibrated: 2019/1/15
- Sensor-Surface: 0mm (Fix Surface)
- Electronics: DAE3 Sn495; Calibrated: 2019/5/21
- Phantom: HAC Test Arch with AMCC; Type: SD HAC P01 BA;
- Measurement SW: DASY52, Version 52.10 (2);SEMCAD X Version 14.6.12 (7470)

General Scans/y (transversal) 4.2mm 50 x 50/ABM Interpolated SNR(x,y,z) (121x121x1): Interpolated grid: dx=1.000 mm, dy=1.000 mm
ABM1/ABM2 = 32.48 dB
ABM1 comp = -13.75 dBA/m
Location: 8.9, -16.6, 3.7 mm



0 dB = 42.08 = 32.48 dB

#16_HAC_T-Coil_LTE Band 41_20M_QPSK_1_0_Ch40620_Axial (Z)

Communication System: LTE; Frequency: 2680 MHz
Medium: Air Medium parameters used: $\sigma = 0$ S/m, $\varepsilon_r = 1$; $\rho = 0$ kg/m^3
Ambient Temperature：23.2 ℃

DASY5 Configuration:
- Probe: AM1DV3 - 3128; ; Calibrated: 2019/1/15
- Sensor-Surface: 0mm (Fix Surface)
- Electronics: DAE3 Sn495; Calibrated: 2019/5/21
- Phantom: HAC Test Arch with AMCC; Type: SD HAC P01 BA;
- Measurement SW: DASY52, Version 52.10 (2);SEMCAD X Version 14.6.12 (7470)

General Scans/z (axial) 4.2mm 50 x 50/ABM Interpolated SNR(x,y,z) (121x121x1): Interpolated grid: dx=1.000 mm, dy=1.000 mm
ABM1/ABM2 = 28.33 dB
ABM1 comp = -6.26 dBA/m
Location: 10.3, -6.8, 3.7 mm

0 dB = 26.09 = 28.33 dB

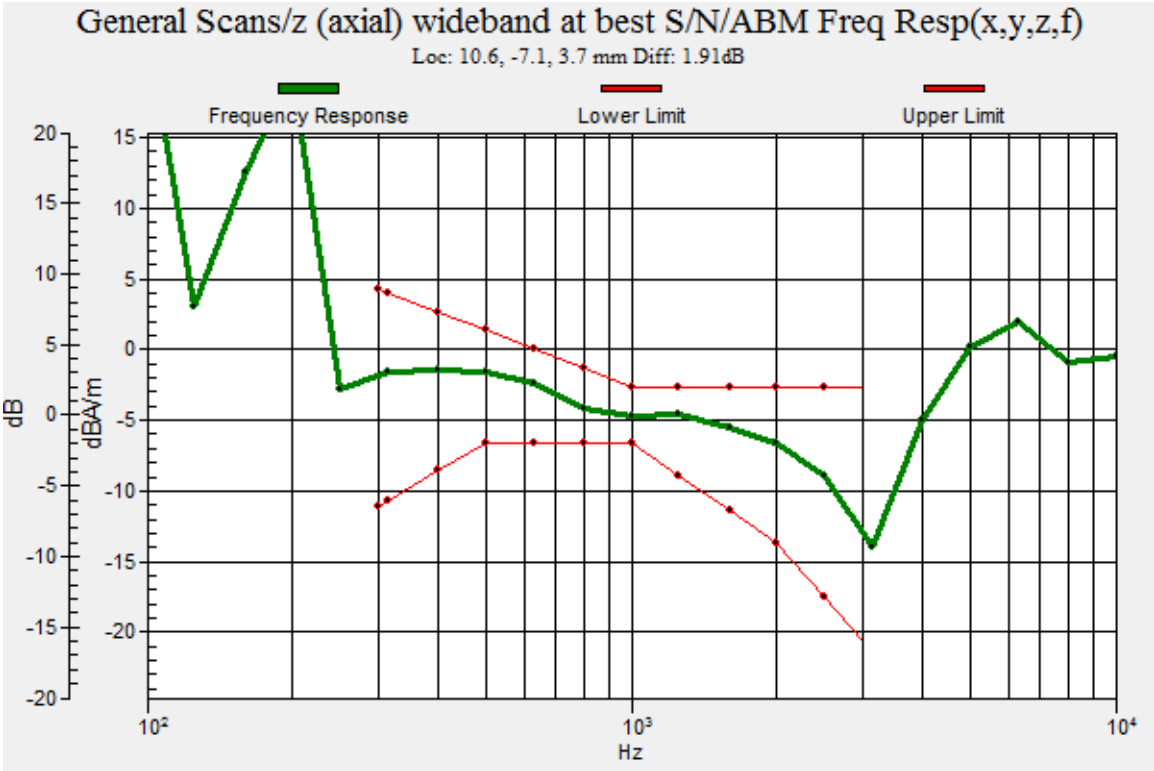
General Scans/z (axial) wideband at best S/N/ABM Freq Resp(x,y,z,f)
Loc: 10.6, -7.1, 3.7 mm Diff: 1.91dB
Frequency Response
Lower Limit
Upper Limit
dB
dBA/m
Hz

#16_HAC_T-Coil_LTE Band 41_20M_QPSK_1_0_Ch40620_Transversal (Y)

Communication System: LTE; Frequency: 2680 MHz
Medium: Air Medium parameters used: $\sigma = 0$ S/m, $\varepsilon_r = 1$; $\rho = 0$ kg/m^3
Ambient Temperature：23.2 ℃

DASY5 Configuration:
- Probe: AM1DV3 - 3128; ; Calibrated: 2019/1/15
- Sensor-Surface: 0mm (Fix Surface)
- Electronics: DAE3 Sn495; Calibrated: 2019/5/21
- Phantom: HAC Test Arch with AMCC; Type: SD HAC P01 BA;
- Measurement SW: DASY52, Version 52.10 (2);SEMCAD X Version 14.6.12 (7470)

General Scans/y (transversal) 4.2mm 50 x 50/ABM Interpolated SNR(x,y,z) (121x121x1): Interpolated grid: dx=1.000 mm, dy=1.000 mm
ABM1/ABM2 = 26.00 dB
ABM1 comp = -15.64 dBA/m
Location: 3.3, -17.3, 3.7 mm



0 dB = 19.95 = 26.00 dB

#17_HAC_T-Coil_LTE Band 66_20M_QPSK_1_0_Ch132322_Axial (Z)

Communication System: LTE; Frequency: 1745 MHz
Medium: Air Medium parameters used: $\sigma = 0$ S/m, $\varepsilon_r = 1$; $\rho = 0$ kg/m^3
Ambient Temperature：23.2 ℃

DASY5 Configuration:
- Probe: AM1DV3 - 3128; ; Calibrated: 2019/1/15
- Sensor-Surface: 0mm (Fix Surface)
- Electronics: DAE3 Sn495; Calibrated: 2019/5/21
- Phantom: HAC Test Arch with AMCC; Type: SD HAC P01 BA;
- Measurement SW: DASY52, Version 52.10 (2);SEMCAD X Version 14.6.12 (7470)

General Scans/z (axial) 4.2mm 50 x 50/ABM Interpolated SNR(x,y,z) (121x121x1): Interpolated grid: dx=1.000 mm, dy=1.000 mm
ABM1/ABM2 = 35.99 dB
ABM1 comp = -7.19 dBA/m
Location: 4, -4.7, 3.7 mm



0 dB = 63.05 = 35.99 dB

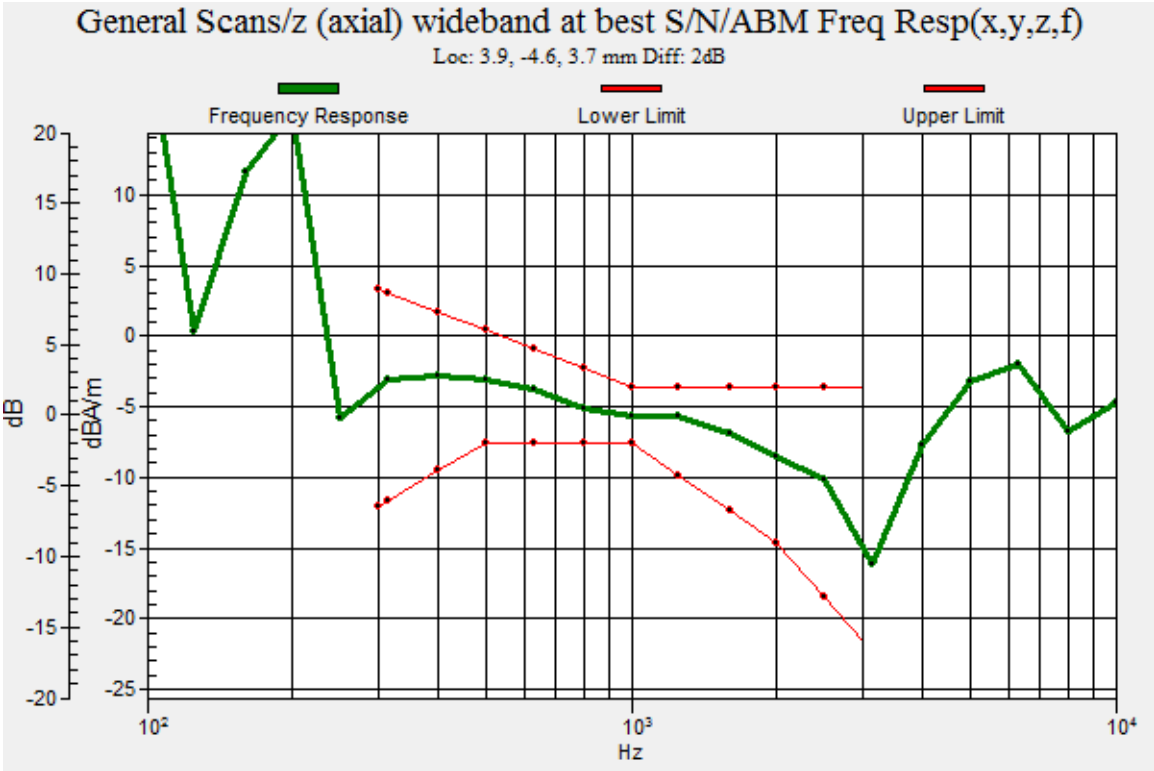
General Scans/z (axial) wideband at best S/N/ABM Freq Resp(x,y,z,f)
Loc: 3.9, -4.6, 3.7 mm Diff: 2dB
Frequency Response
Lower Limit
Upper Limit
dB
dBA/m
Hz

#17_HAC_T-Coil_LTE Band 66_20M_QPSK_1_0_Ch132322_Transversal (Y)

Communication System: LTE; Frequency: 1745 MHz
Medium: Air Medium parameters used: $\sigma = 0$ S/m, $\varepsilon_r = 1$; $\rho = 0$ kg/m^3
Ambient Temperature：23.2 ℃

DASY5 Configuration:
- Probe: AM1DV3 - 3128; ; Calibrated: 2019/1/15
- Sensor-Surface: 0mm (Fix Surface)
- Electronics: DAE3 Sn495; Calibrated: 2019/5/21
- Phantom: HAC Test Arch with AMCC; Type: SD HAC P01 BA;
- Measurement SW: DASY52, Version 52.10 (2);SEMCAD X Version 14.6.12 (7470)

General Scans/y (transversal) 4.2mm 50 x 50/ABM Interpolated SNR(x,y,z) (121x121x1): Interpolated grid: dx=1.000 mm, dy=1.000 mm
ABM1/ABM2 = 31.91 dB
ABM1 comp = -13.52 dBA/m
Location: 9.6, -17.3, 3.7 mm



0 dB = 39.39 = 31.91 dB

#18_HAC_T-Coil_LTE Band 71_20M_QPSK_1_0_Ch133322_Axial (Z)

Communication System: LTE; Frequency: 683 MHz
Medium: Air Medium parameters used: $\sigma = 0$ S/m, $\varepsilon_r = 1$; $\rho = 0$ kg/m^3
Ambient Temperature：23.2 ℃

DASY5 Configuration:
- Probe: AM1DV3 - 3128; ; Calibrated: 2019/1/15
- Sensor-Surface: 0mm (Fix Surface)
- Electronics: DAE3 Sn495; Calibrated: 2019/5/21
- Phantom: HAC Test Arch with AMCC; Type: SD HAC P01 BA;
- Measurement SW: DASY52, Version 52.10 (2);SEMCAD X Version 14.6.12 (7470)

General Scans/z (axial) 4.2mm 50 x 50/ABM Interpolated SNR(x,y,z) (121x121x1): Interpolated grid: dx=1.000 mm, dy=1.000 mm
ABM1/ABM2 = 36.71 dB
ABM1 comp = -7.15 dBA/m
Location: 4, -4, 3.7 mm



0 dB = 68.50 = 36.71 dB

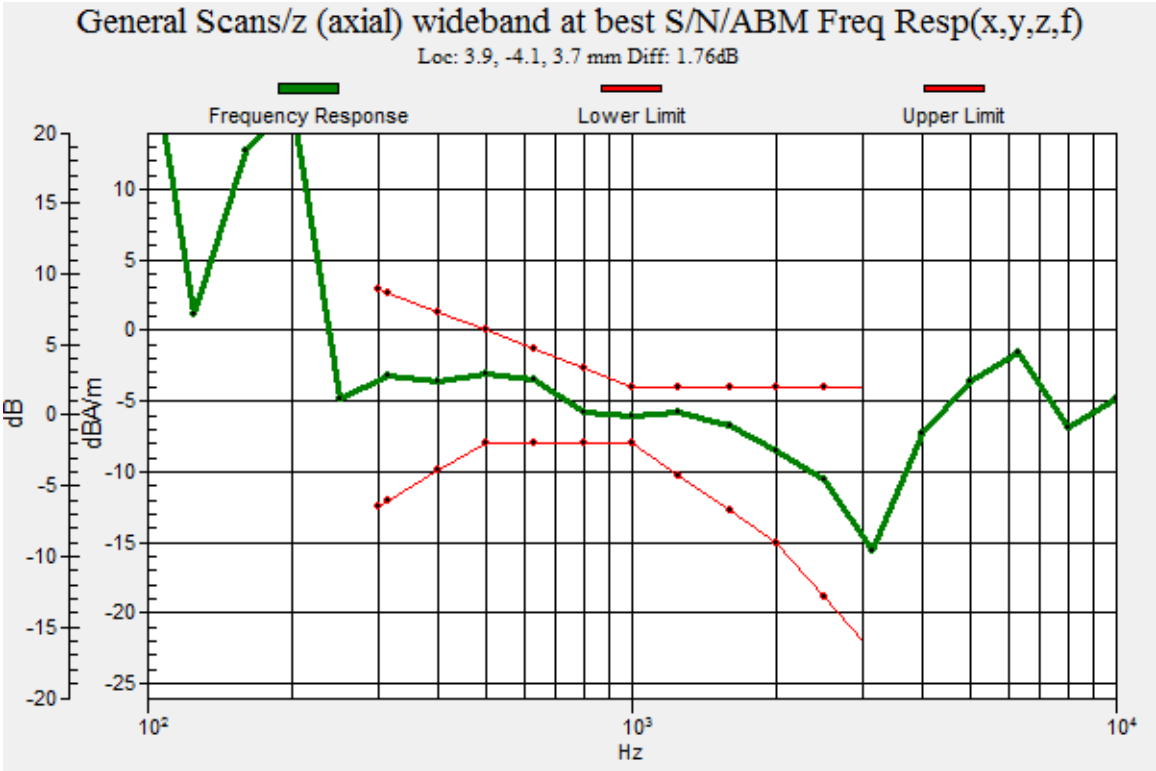
General Scans/z (axial) wideband at best S/N/ABM Freq Resp(x,y,z,f)
Loc: 3.9, -4.1, 3.7 mm Diff: 1.76dB
Frequency Response
Lower Limit
Upper Limit
dB
dBA/m
Hz

#18_HAC_T-Coil_LTE Band 71_20M_QPSK_1_0_Ch133322_Transversal (Y)

Communication System: LTE; Frequency: 683 MHz
Medium: Air Medium parameters used: $\sigma = 0$ S/m, $\varepsilon_r = 1$; $\rho = 0$ kg/m^3
Ambient Temperature：23.2 ℃

DASY5 Configuration:
- Probe: AM1DV3 - 3128; ; Calibrated: 2019/1/15
- Sensor-Surface: 0mm (Fix Surface)
- Electronics: DAE3 Sn495; Calibrated: 2019/5/21
- Phantom: HAC Test Arch with AMCC; Type: SD HAC P01 BA;
- Measurement SW: DASY52, Version 52.10 (2);SEMCAD X Version 14.6.12 (7470)

General Scans/y (transversal) 4.2mm 50 x 50/ABM Interpolated SNR(x,y,z) (121x121x1): Interpolated grid: dx=1.000 mm, dy=1.000 mm
ABM1/ABM2 = 32.27 dB
ABM1 comp = -14.02 dBA/m
Location: 4, 5.1, 3.7 mm



0 dB = 41.07 = 32.27 dB