LTE Band 5 / 5MHz+10MHz

Highest Channel / QPSK

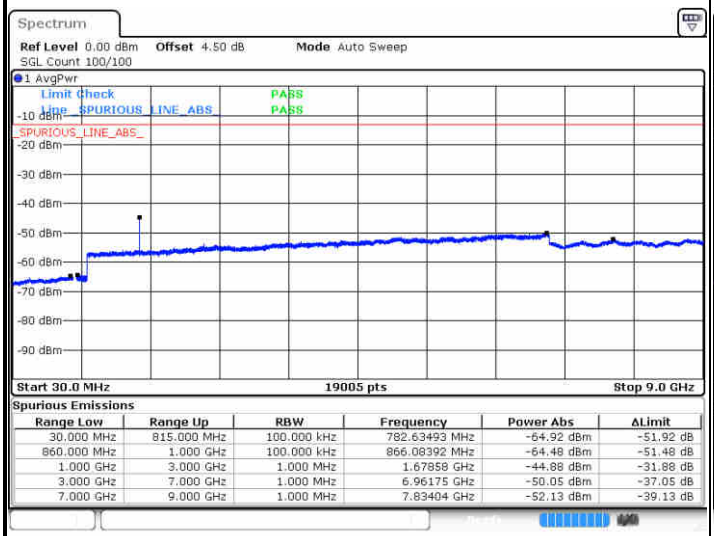

Spurious Emissions

Range Low	Range Up	RBW	Frequency	Power Abs	ΔLimit
30.000 MHz	815.000 MHz	100.000 kHz	782.63493 MHz	-64.92 dBm	-51.92 dB
860.000 MHz	1.000 GHz	100.000 kHz	866.08392 MHz	-64.48 dBm	-51.48 dB
1.000 GHz	3.000 GHz	1.000 MHz	1.67858 GHz	-44.88 dBm	-31.88 dB
3.000 GHz	7.000 GHz	1.000 MHz	6.96175 GHz	-50.05 dBm	-37.05 dB
7.000 GHz	9.000 GHz	1.000 MHz	7.83404 GHz	-52.13 dBm	-39.13 dB

Date: 2.DEC.2019 10:03:25

Highest Channel / 16QAM

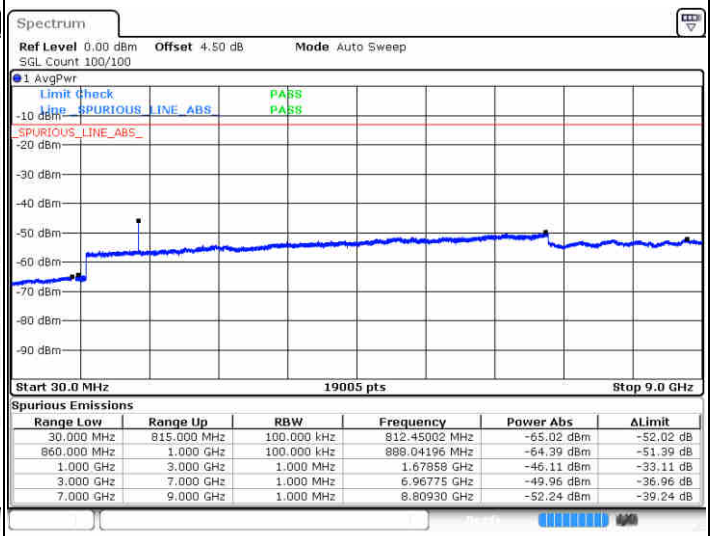

Spurious Emissions

Range Low	Range Up	RBW	Frequency	Power Abs	ΔLimit
30.000 MHz	815.000 MHz	100.000 kHz	812.45002 MHz	-65.02 dBm	-52.02 dB
860.000 MHz	1.000 GHz	100.000 kHz	888.04196 MHz	-64.39 dBm	-51.39 dB
1.000 GHz	3.000 GHz	1.000 MHz	1.67858 GHz	-46.11 dBm	-33.11 dB
3.000 GHz	7.000 GHz	1.000 MHz	6.96775 GHz	-49.96 dBm	-36.96 dB
7.000 GHz	9.000 GHz	1.000 MHz	8.80930 GHz	-52.24 dBm	-39.24 dB

Date: 2.DEC.2019 10:04:02

Highest Channel / 64QAM

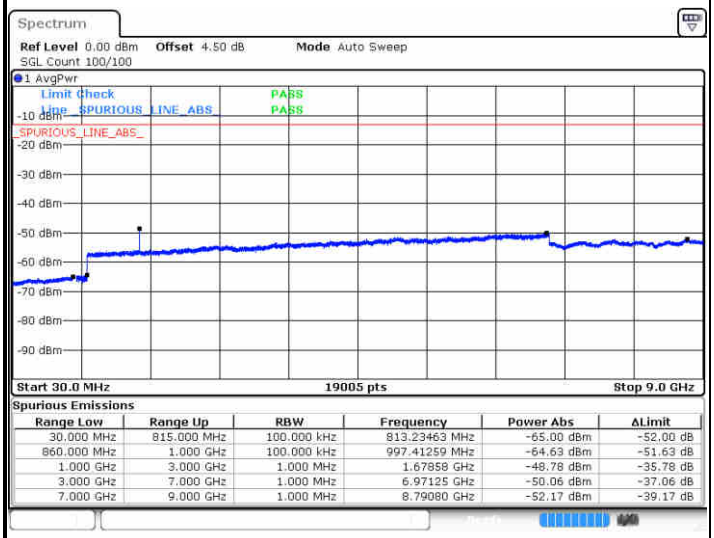

Spurious Emissions

Range Low	Range Up	RBW	Frequency	Power Abs	ΔLimit
30.000 MHz	815.000 MHz	100.000 kHz	813.23463 MHz	-65.00 dBm	-52.00 dB
860.000 MHz	1.000 GHz	100.000 kHz	997.41259 MHz	-64.63 dBm	-51.63 dB
1.000 GHz	3.000 GHz	1.000 MHz	1.67858 GHz	-48.78 dBm	-35.78 dB
3.000 GHz	7.000 GHz	1.000 MHz	6.97125 GHz	-50.06 dBm	-37.06 dB
7.000 GHz	9.000 GHz	1.000 MHz	8.79080 GHz	-52.17 dBm	-39.17 dB

Date: 2.DEC.2019 10:05:25

N/A

LTE Band 5 / 10MHz+5MHz

Lowest Channel / QPSK

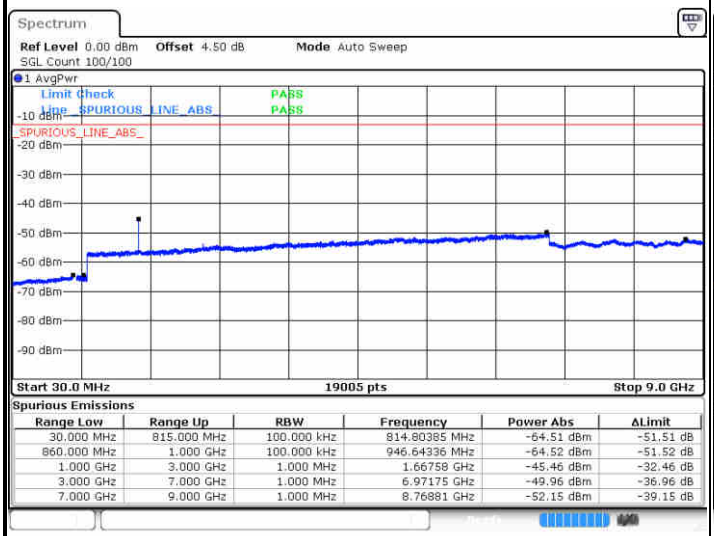

Spurious Emissions

Range Low	Range Up	RBW	Frequency	Power Abs	ΔLimit
30.000 MHz	815.000 MHz	100.000 kHz	814.80385 MHz	-64.51 dBm	-51.51 dB
860.000 MHz	1.000 GHz	100.000 kHz	946.64336 MHz	-64.52 dBm	-51.52 dB
1.000 GHz	3.000 GHz	1.000 MHz	1.66758 GHz	-45.46 dBm	-32.46 dB
3.000 GHz	7.000 GHz	1.000 MHz	6.97175 GHz	-49.96 dBm	-36.96 dB
7.000 GHz	9.000 GHz	1.000 MHz	8.76881 GHz	-52.15 dBm	-39.15 dB

Date: 2.DEC.2019 10:45:45

Lowest Channel / 16QAM

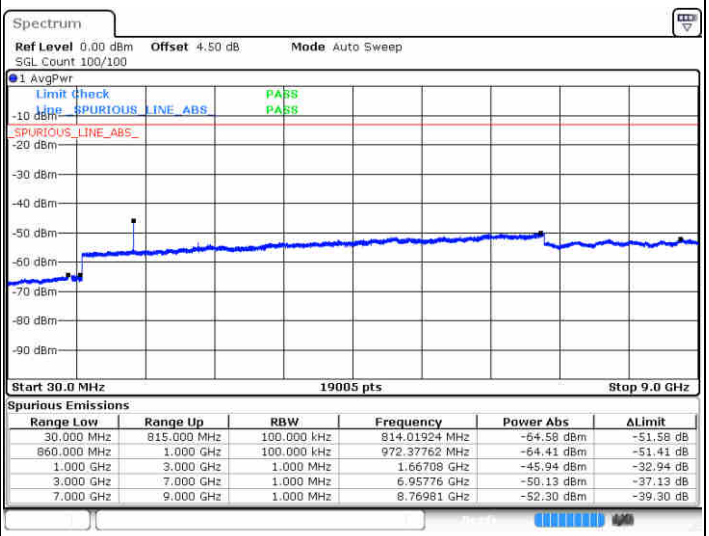

Spurious Emissions

Range Low	Range Up	RBW	Frequency	Power Abs	ΔLimit
30.000 MHz	815.000 MHz	100.000 kHz	814.01924 MHz	-64.58 dBm	-51.58 dB
860.000 MHz	1.000 GHz	100.000 kHz	972.37762 MHz	-64.41 dBm	-51.41 dB
1.000 GHz	3.000 GHz	1.000 MHz	1.66708 GHz	-45.94 dBm	-32.94 dB
3.000 GHz	7.000 GHz	1.000 MHz	6.95776 GHz	-50.13 dBm	-37.13 dB
7.000 GHz	9.000 GHz	1.000 MHz	8.76981 GHz	-52.30 dBm	-39.30 dB

Date: 2.DEC.2019 10:44:01

Lowest Channel / 64QAM

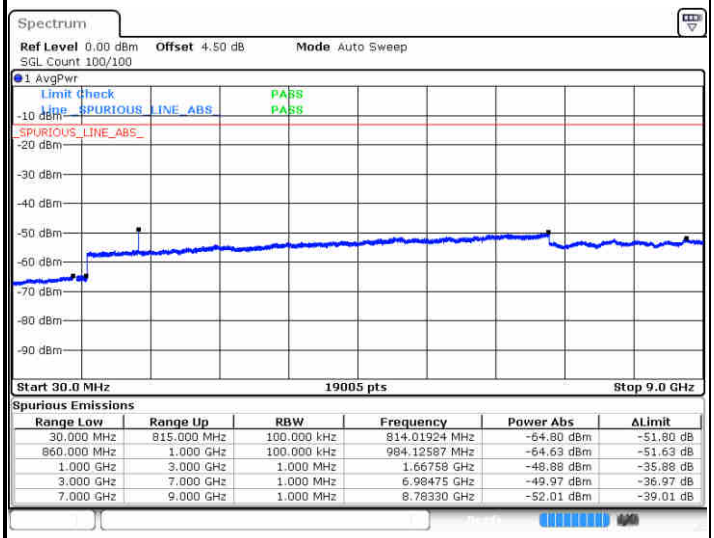

Spurious Emissions

Range Low	Range Up	RBW	Frequency	Power Abs	ΔLimit
30.000 MHz	815.000 MHz	100.000 kHz	814.01924 MHz	-64.80 dBm	-51.80 dB
860.000 MHz	1.000 GHz	100.000 kHz	984.12587 MHz	-64.63 dBm	-51.63 dB
1.000 GHz	3.000 GHz	1.000 MHz	1.66758 GHz	-48.88 dBm	-35.88 dB
3.000 GHz	7.000 GHz	1.000 MHz	6.98475 GHz	-49.97 dBm	-36.97 dB
7.000 GHz	9.000 GHz	1.000 MHz	8.78330 GHz	-52.01 dBm	-39.01 dB

Date: 2.DEC.2019 10:43:00

N/A

LTE Band 5 / 10MHz+5MHz

MiddleChannel / QPSK

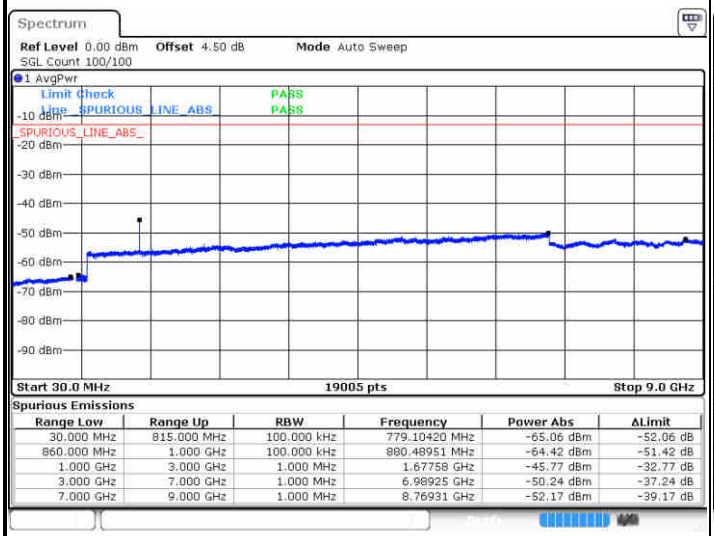

Spurious Emissions

Range Low	Range Up	RBW	Frequency	Power Abs	ΔLimit
30.000 MHz	815.000 MHz	100.000 kHz	779.10420 MHz	-65.06 dBm	-52.06 dB
860.000 MHz	1.000 GHz	100.000 kHz	880.48951 MHz	-64.42 dBm	-51.42 dB
1.000 GHz	3.000 GHz	1.000 MHz	1.67758 GHz	-45.77 dBm	-32.77 dB
3.000 GHz	7.000 GHz	1.000 MHz	6.98925 GHz	-50.24 dBm	-37.24 dB
7.000 GHz	9.000 GHz	1.000 MHz	8.76931 GHz	-52.17 dBm	-39.17 dB

Date: 2.DEC.2019 10:49:00

Middle Channel / 16QAM

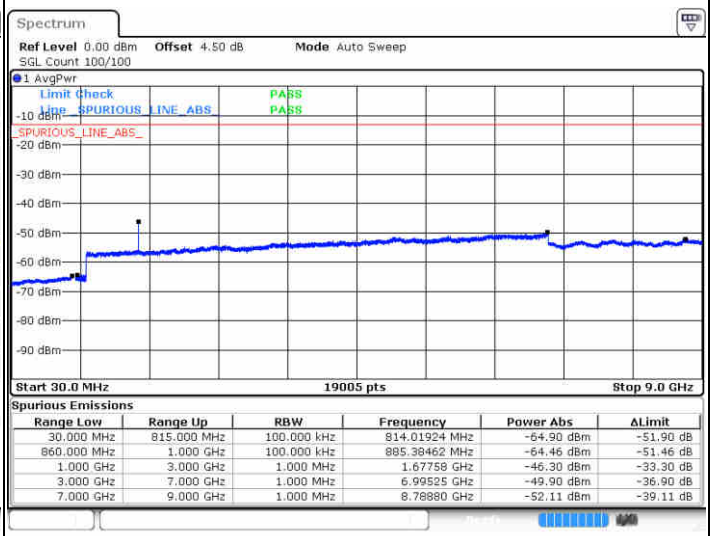

Spurious Emissions

Range Low	Range Up	RBW	Frequency	Power Abs	ΔLimit
30.000 MHz	815.000 MHz	100.000 kHz	814.01924 MHz	-64.90 dBm	-51.90 dB
860.000 MHz	1.000 GHz	100.000 kHz	885.38462 MHz	-64.46 dBm	-51.46 dB
1.000 GHz	3.000 GHz	1.000 MHz	1.67758 GHz	-46.30 dBm	-33.30 dB
3.000 GHz	7.000 GHz	1.000 MHz	6.99525 GHz	-49.90 dBm	-36.90 dB
7.000 GHz	9.000 GHz	1.000 MHz	8.78880 GHz	-52.11 dBm	-39.11 dB

Date: 2.DEC.2019 10:49:38

Middle Channel / 64QAM

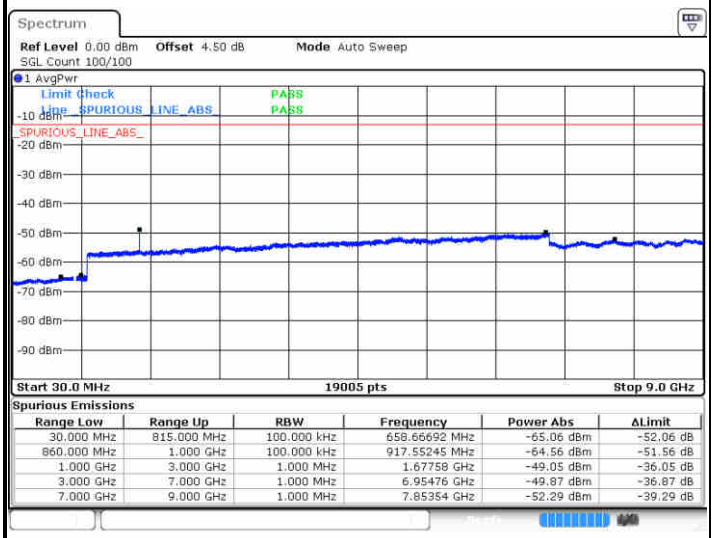

Spurious Emissions

Range Low	Range Up	RBW	Frequency	Power Abs	ΔLimit
30.000 MHz	815.000 MHz	100.000 kHz	658.66692 MHz	-65.06 dBm	-52.06 dB
860.000 MHz	1.000 GHz	100.000 kHz	917.55245 MHz	-64.56 dBm	-51.56 dB
1.000 GHz	3.000 GHz	1.000 MHz	1.67758 GHz	-49.05 dBm	-36.05 dB
3.000 GHz	7.000 GHz	1.000 MHz	6.95476 GHz	-49.87 dBm	-36.87 dB
7.000 GHz	9.000 GHz	1.000 MHz	7.85354 GHz	-52.29 dBm	-39.29 dB

Date: 2.DEC.2019 10:50:16

N/A

LTE Band 5 / 10MHz+5MHz

Highest Channel / QPSK

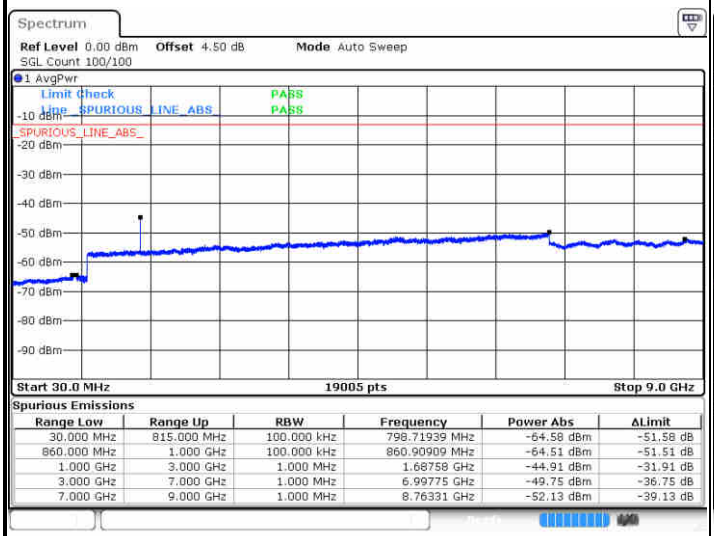

Spurious Emissions

Range Low	Range Up	RBW	Frequency	Power Abs	ΔLimit
30.000 MHz	815.000 MHz	100.000 kHz	798.71939 MHz	-64.58 dBm	-51.58 dB
860.000 MHz	1.000 GHz	100.000 kHz	860.90909 MHz	-64.51 dBm	-51.51 dB
1.000 GHz	3.000 GHz	1.000 MHz	1.68758 GHz	-44.91 dBm	-31.91 dB
3.000 GHz	7.000 GHz	1.000 MHz	6.99775 GHz	-49.75 dBm	-36.75 dB
7.000 GHz	9.000 GHz	1.000 MHz	8.76331 GHz	-52.13 dBm	-39.13 dB

Date: 2.DEC.2019 11:07:03

Highest Channel / 16QAM

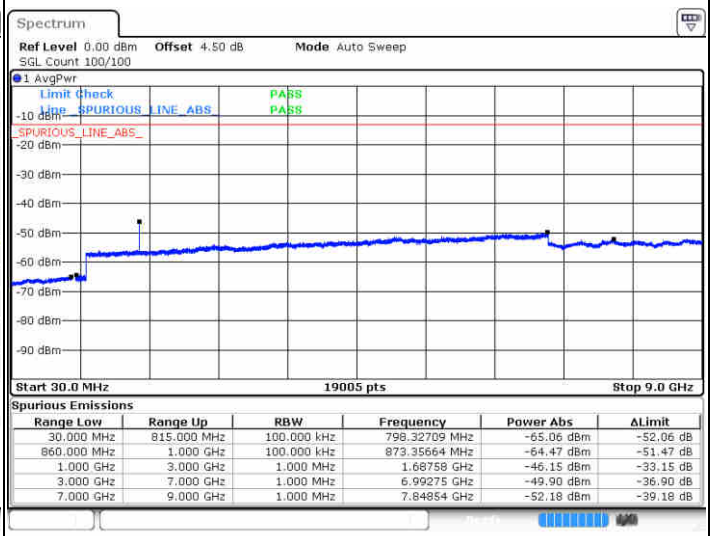

Spurious Emissions

Range Low	Range Up	RBW	Frequency	Power Abs	ΔLimit
30.000 MHz	815.000 MHz	100.000 kHz	798.32709 MHz	-65.06 dBm	-52.06 dB
860.000 MHz	1.000 GHz	100.000 kHz	873.35664 MHz	-64.47 dBm	-51.47 dB
1.000 GHz	3.000 GHz	1.000 MHz	1.68758 GHz	-46.15 dBm	-33.15 dB
3.000 GHz	7.000 GHz	1.000 MHz	6.99275 GHz	-49.90 dBm	-36.90 dB
7.000 GHz	9.000 GHz	1.000 MHz	7.84854 GHz	-52.18 dBm	-39.18 dB

Date: 2.DEC.2019 11:09:10

Highest Channel / 64QAM

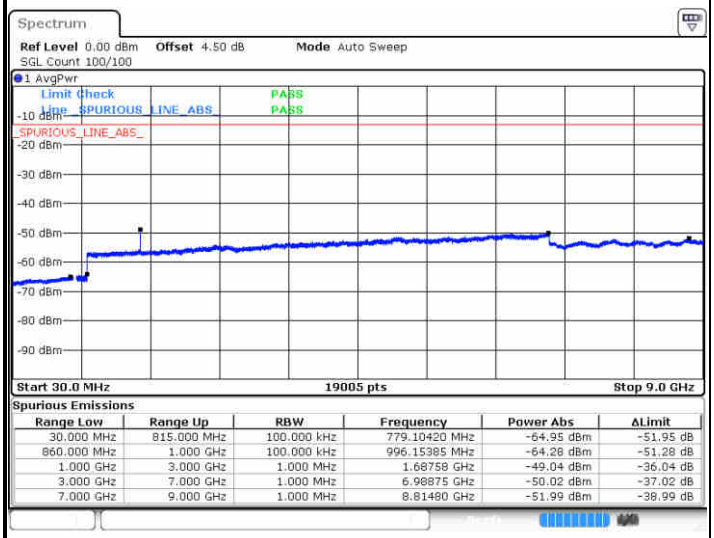

Spurious Emissions

Range Low	Range Up	RBW	Frequency	Power Abs	ΔLimit
30.000 MHz	815.000 MHz	100.000 kHz	779.10420 MHz	-64.95 dBm	-51.95 dB
860.000 MHz	1.000 GHz	100.000 kHz	996.15385 MHz	-64.28 dBm	-51.28 dB
1.000 GHz	3.000 GHz	1.000 MHz	1.68758 GHz	-49.04 dBm	-36.04 dB
3.000 GHz	7.000 GHz	1.000 MHz	6.98875 GHz	-50.02 dBm	-37.02 dB
7.000 GHz	9.000 GHz	1.000 MHz	8.81480 GHz	-51.99 dBm	-38.99 dB

Date: 2.DEC.2019 11:10:33

N/A

LTE Band 5 / 10MHz+10MHz

Lowest Channel / QPSK

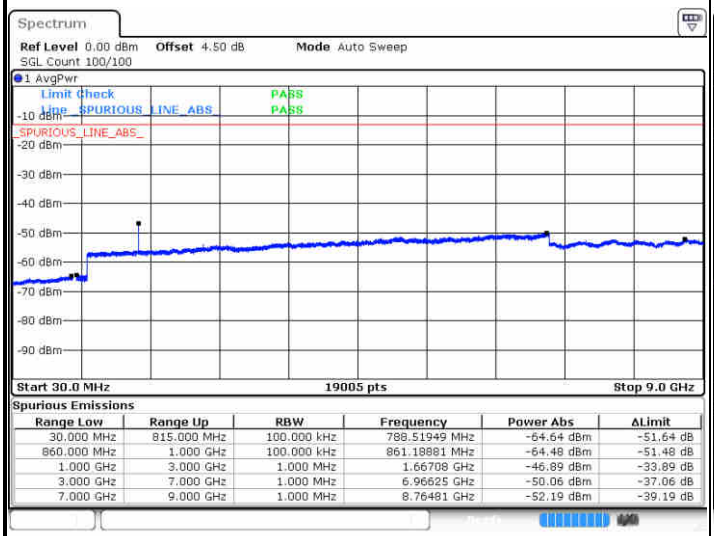

Spurious Emissions

Range Low	Range Up	RBW	Frequency	Power Abs	ΔLimit
30.000 MHz	815.000 MHz	100.000 kHz	788.51949 MHz	-64.64 dBm	-51.64 dB
860.000 MHz	1.000 GHz	100.000 kHz	861.18881 MHz	-64.48 dBm	-51.48 dB
1.000 GHz	3.000 GHz	1.000 MHz	1.66708 GHz	-46.89 dBm	-33.89 dB
3.000 GHz	7.000 GHz	1.000 MHz	6.96625 GHz	-50.06 dBm	-37.06 dB
7.000 GHz	9.000 GHz	1.000 MHz	8.76481 GHz	-52.19 dBm	-39.19 dB

Date: 2.DEC.2019 11:16:43

Lowest Channel / 16QAM

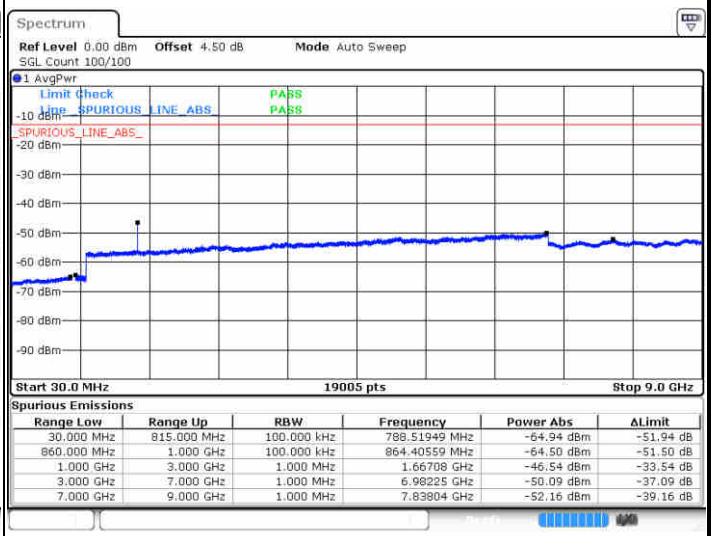

Spurious Emissions

Range Low	Range Up	RBW	Frequency	Power Abs	ΔLimit
30.000 MHz	815.000 MHz	100.000 kHz	788.51949 MHz	-64.94 dBm	-51.94 dB
860.000 MHz	1.000 GHz	100.000 kHz	864.40559 MHz	-64.50 dBm	-51.50 dB
1.000 GHz	3.000 GHz	1.000 MHz	1.66708 GHz	-46.54 dBm	-33.54 dB
3.000 GHz	7.000 GHz	1.000 MHz	6.98225 GHz	-50.09 dBm	-37.09 dB
7.000 GHz	9.000 GHz	1.000 MHz	7.83804 GHz	-52.16 dBm	-39.16 dB

Date: 2.DEC.2019 11:15:24

Lowest Channel / 64QAM

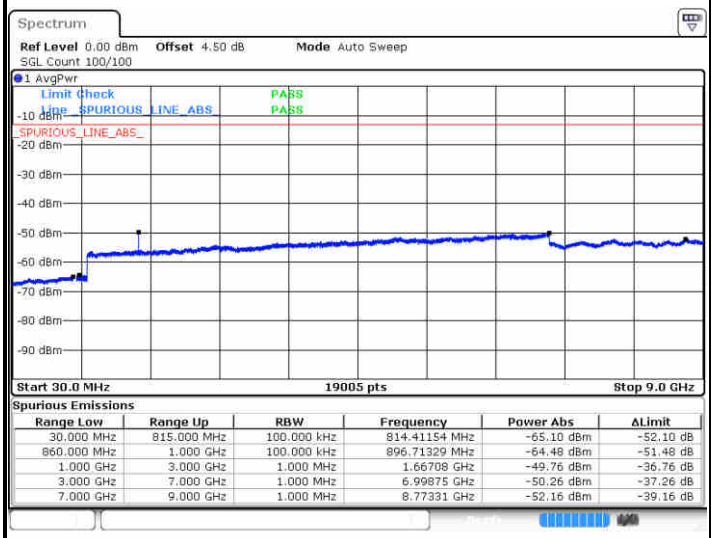

Spurious Emissions

Range Low	Range Up	RBW	Frequency	Power Abs	ΔLimit
30.000 MHz	815.000 MHz	100.000 kHz	814.41154 MHz	-65.10 dBm	-52.10 dB
860.000 MHz	1.000 GHz	100.000 kHz	896.71329 MHz	-64.48 dBm	-51.48 dB
1.000 GHz	3.000 GHz	1.000 MHz	1.66708 GHz	-49.76 dBm	-36.76 dB
3.000 GHz	7.000 GHz	1.000 MHz	6.99875 GHz	-50.26 dBm	-37.26 dB
7.000 GHz	9.000 GHz	1.000 MHz	8.77331 GHz	-52.16 dBm	-39.16 dB

Date: 2.DEC.2019 11:13:17

N/A

LTE Band 5 / 10MHz+10MHz

Middle Channel / QPSK

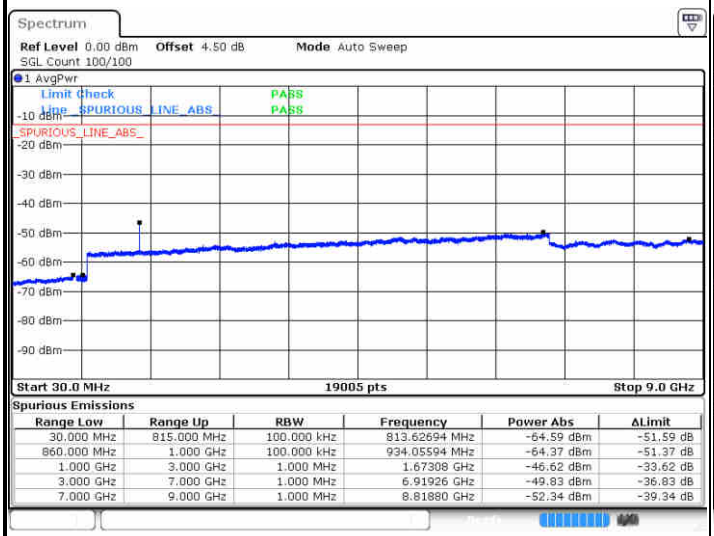

Spurious Emissions

Range Low	Range Up	RBW	Frequency	Power Abs	ΔLimit
30.000 MHz	815.000 MHz	100.000 kHz	813.62694 MHz	-64.59 dBm	-51.59 dB
860.000 MHz	1.000 GHz	100.000 kHz	934.05594 MHz	-64.37 dBm	-51.37 dB
1.000 GHz	3.000 GHz	1.000 MHz	1.67308 GHz	-46.62 dBm	-33.62 dB
3.000 GHz	7.000 GHz	1.000 MHz	6.91926 GHz	-49.83 dBm	-36.83 dB
7.000 GHz	9.000 GHz	1.000 MHz	8.81880 GHz	-52.34 dBm	-39.34 dB

Date: 2.DEC.2019 11:34:53

Middle Channel / 16QAM

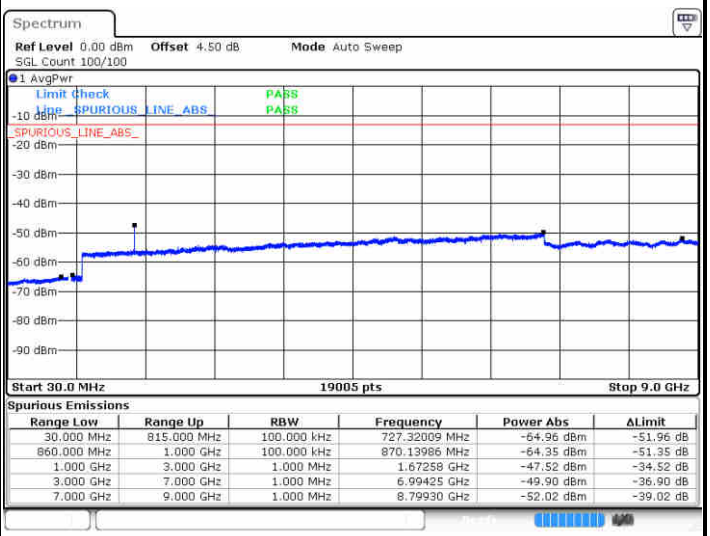

Spurious Emissions

Range Low	Range Up	RBW	Frequency	Power Abs	ΔLimit
30.000 MHz	815.000 MHz	100.000 kHz	727.32009 MHz	-64.96 dBm	-51.96 dB
860.000 MHz	1.000 GHz	100.000 kHz	870.13986 MHz	-64.35 dBm	-51.35 dB
1.000 GHz	3.000 GHz	1.000 MHz	1.67258 GHz	-47.52 dBm	-34.52 dB
3.000 GHz	7.000 GHz	1.000 MHz	6.99425 GHz	-49.90 dBm	-36.90 dB
7.000 GHz	9.000 GHz	1.000 MHz	8.79930 GHz	-52.02 dBm	-39.02 dB

Date: 2.DEC.2019 11:34:18

Middle Channel / 64QAM

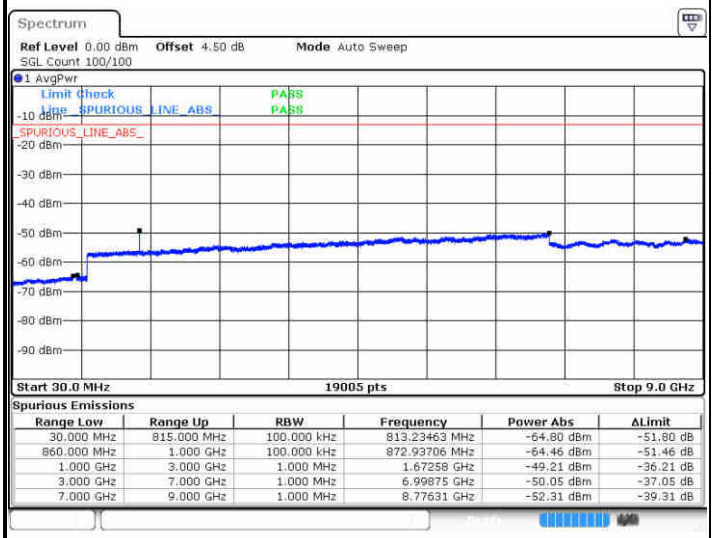

Spurious Emissions

Range Low	Range Up	RBW	Frequency	Power Abs	ΔLimit
30.000 MHz	815.000 MHz	100.000 kHz	813.23463 MHz	-64.80 dBm	-51.80 dB
860.000 MHz	1.000 GHz	100.000 kHz	872.93706 MHz	-64.46 dBm	-51.46 dB
1.000 GHz	3.000 GHz	1.000 MHz	1.67258 GHz	-49.21 dBm	-36.21 dB
3.000 GHz	7.000 GHz	1.000 MHz	6.99875 GHz	-50.05 dBm	-37.05 dB
7.000 GHz	9.000 GHz	1.000 MHz	8.77631 GHz	-52.31 dBm	-39.31 dB

Date: 2.DEC.2019 11:33:29

N/A

LTE Band 5 / 10MHz+10MHz

Highest Channel / QPSK

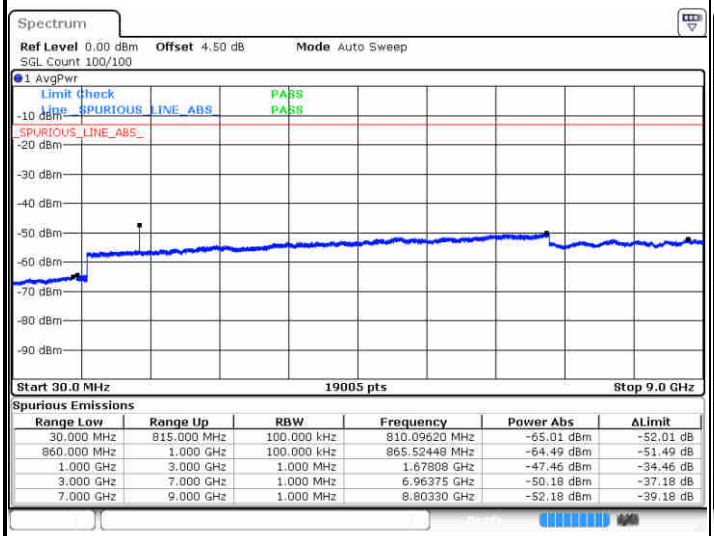

Spurious Emissions

Range Low	Range Up	RBW	Frequency	Power Abs	ΔLimit
30.000 MHz	815.000 MHz	100.000 kHz	810.09620 MHz	-65.01 dBm	-52.01 dB
860.000 MHz	1.000 GHz	100.000 kHz	865.52448 MHz	-64.49 dBm	-51.49 dB
1.000 GHz	3.000 GHz	1.000 MHz	1.67808 GHz	-47.46 dBm	-34.46 dB
3.000 GHz	7.000 GHz	1.000 MHz	6.96375 GHz	-50.18 dBm	-37.18 dB
7.000 GHz	9.000 GHz	1.000 MHz	8.80330 GHz	-52.18 dBm	-39.18 dB

Date: 2.DEC.2019 11:53:43

Highest Channel / 16QAM

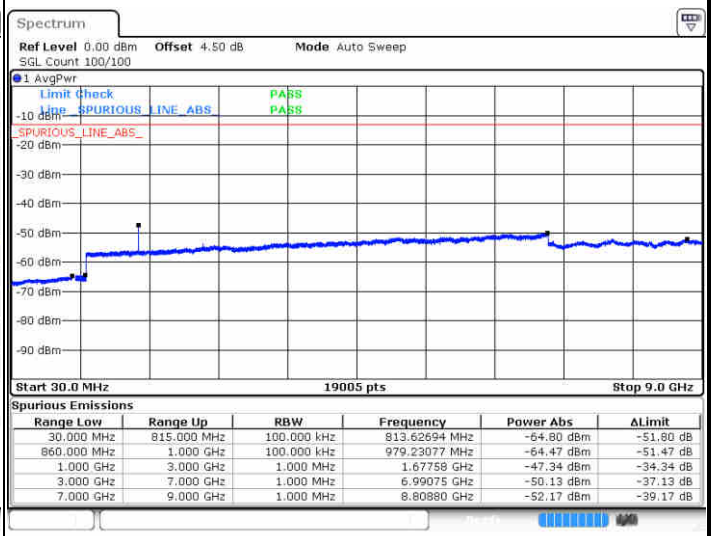

Spurious Emissions

Range Low	Range Up	RBW	Frequency	Power Abs	ΔLimit
30.000 MHz	815.000 MHz	100.000 kHz	813.62694 MHz	-64.80 dBm	-51.80 dB
860.000 MHz	1.000 GHz	100.000 kHz	979.23077 MHz	-64.47 dBm	-51.47 dB
1.000 GHz	3.000 GHz	1.000 MHz	1.67758 GHz	-47.34 dBm	-34.34 dB
3.000 GHz	7.000 GHz	1.000 MHz	6.99075 GHz	-50.13 dBm	-37.13 dB
7.000 GHz	9.000 GHz	1.000 MHz	8.80880 GHz	-52.17 dBm	-39.17 dB

Date: 2.DEC.2019 11:52:40

Highest Channel / 64QAM

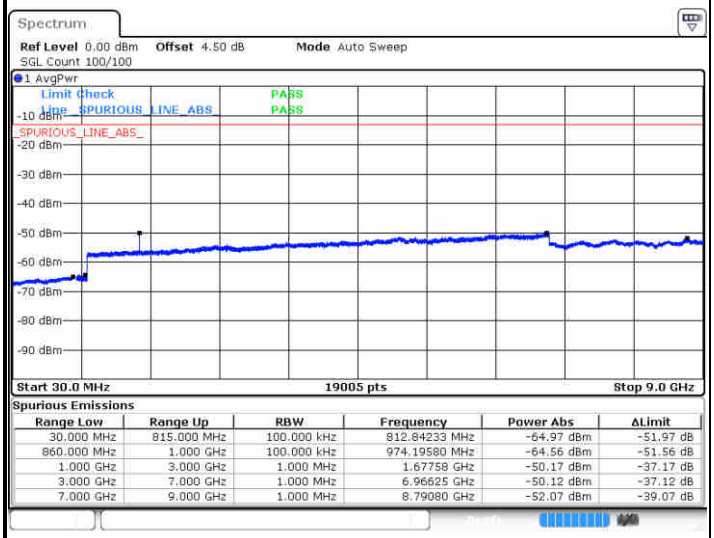

Spurious Emissions

Range Low	Range Up	RBW	Frequency	Power Abs	ΔLimit
30.000 MHz	815.000 MHz	100.000 kHz	812.84233 MHz	-64.97 dBm	-51.97 dB
860.000 MHz	1.000 GHz	100.000 kHz	974.19580 MHz	-64.56 dBm	-51.56 dB
1.000 GHz	3.000 GHz	1.000 MHz	1.67758 GHz	-50.17 dBm	-37.17 dB
3.000 GHz	7.000 GHz	1.000 MHz	6.96625 GHz	-50.12 dBm	-37.12 dB
7.000 GHz	9.000 GHz	1.000 MHz	8.79080 GHz	-52.07 dBm	-39.07 dB

Date: 2.DEC.2019 11:51:34

N/A

Appendix B. Test Results of Radiated Test

Radiated Spurious Emission

LTE Band 12 / 10MHz / QPSK								
Channel	Frequency (MHz)	ERP (dBm)	Limit (dBm)	Over Limit (dB)	S.G. Power (dBm)	TX Cable loss (dB)	TX Antenna Gain (dBi)	Polarization (H/V)
Lowest	1400	-63.42	-13	-50.42	-70.39	1.58	10.70	H
	2098	-57.82	-13	-44.82	-66.07	2.102	12.50	H
	2798	-62.63	-13	-49.63	-71.52	2.856	13.90	H
	3498	-61.92	-13	-48.92	-70.38	2.689	13.30	H
	1400	-66.60	-13	-53.60	-73.57	1.58	10.70	V
	2098	-57.29	-13	-44.29	-65.54	2.10	12.50	V
	2798	-62.10	-13	-49.10	-70.99	2.86	13.90	V
	3498	-62.12	-13	-49.12	-70.58	2.69	13.30	V
Middle	1406	-65.33	-13	-52.33	-72.30	1.58	10.70	H
	2110	-47.12	-13	-34.12	-55.37	2.102	12.50	H
	2812	-63.13	-13	-50.13	-72.02	2.856	13.90	H
	3516	-63.11	-13	-50.11	-71.57	2.689	13.30	H
	1406	-66.89	-13	-53.89	-73.86	1.58	10.70	V
	2110	-55.15	-13	-42.15	-63.40	2.10	12.50	V
	2812	-62.54	-13	-49.54	-71.43	2.86	13.90	V
	3516	-63.30	-13	-50.30	-71.76	2.69	13.30	V
Highest	1414	-64.04	-13	-51.04	-71.01	1.58	10.70	H
	2120	-54.30	-13	-41.30	-62.55	2.102	12.50	H
	2826	-62.79	-13	-49.79	-71.68	2.856	13.90	H
	3534	-61.53	-13	-48.53	-69.99	2.689	13.30	H
	1414	-65.96	-13	-52.96	-72.93	1.58	10.70	V
	2120	-56.60	-13	-43.60	-64.85	2.10	12.50	V
	2826	-61.61	-13	-48.61	-70.50	2.86	13.90	V
	3534	-59.55	-13	-46.55	-68.01	2.69	13.30	V

Remark: Spurious emissions within 30-1000MHz were found more than 20dB below limit line.

LTE Band 13 / 5MHz / QPSK								
Channel	Frequency (MHz)	ERP (dBm)	Limit (dBm)	Over Limit (dB)	S.G. Power (dBm)	TX Cable loss (dB)	TX Antenna Gain (dBi)	Polarization (H/V)
Lowest	1554	-67.33	-13	-54.33	-69.96	1.09	5.87	H
	2332	-57.90	-13	-44.90	-60.30	1.37	5.92	H
	3108	-63.33	-13	-50.33	-67.22	1.64	7.68	H
	1554	-67.73	-13	-54.73	-70.36	1.09	5.87	V
	2332	-57.90	-13	-44.90	-60.30	1.37	5.92	V
	3108	-63.40	-13	-50.40	-67.29	1.64	7.68	V
Middle	1560	-67.34	-42.15	-25.19	-69.97	1.09	5.87	H
	2340	-57.44	-13	-44.44	-59.84	1.37	5.92	H
	3120	-62.96	-13	-49.96	-66.85	1.64	7.68	H
	1560	-67.54	-42.15	-25.39	-70.17	1.09	5.87	V
	2340	-58.55	-13	-45.55	-60.95	1.37	5.92	V
	3120	-63.62	-13	-50.62	-67.51	1.64	7.68	V
Highest	1564	-66.79	-42.15	-24.64	-69.42	1.09	5.87	H
	2348	-58.96	-13	-45.96	-61.36	1.37	5.92	H
	3132	-63.32	-13	-50.32	-67.21	1.64	7.68	H
	1564	-66.41	-42.15	-24.26	-69.04	1.09	5.87	V
	2348	-58.69	-13	-45.69	-61.09	1.37	5.92	V
	3132	-63.63	-13	-50.63	-67.52	1.64	7.68	V

Remark: Spurious emissions within 30-1000MHz were found more than 20dB below limit line.

LTE Band 13 / 10MHz / QPSK								
Channel	Frequency (MHz)	ERP (dBm)	Limit (dBm)	Over Limit (dB)	S.G. Power (dBm)	TX Cable loss (dB)	TX Antenna Gain (dBi)	Polarization (H/V)
Middle	1556	-67.32	-13	-54.32	-69.95	1.09	5.87	H
	2332	-59.47	-13	-46.47	-61.87	1.37	5.92	H
	3108	-63.35	-13	-50.35	-67.24	1.64	7.68	H
	1556	-66.60	-13	-53.60	-69.23	1.09	5.87	V
	2332	-55.40	-13	-42.40	-57.80	1.37	5.92	V
	3108	-63.32	-13	-50.32	-67.21	1.64	7.68	V

Remark: Spurious emissions within 30-1000MHz were found more than 20dB below limit line.

LTE Band 25 / 20MHz / QPSK								
Channel	Frequency (MHz)	EIRP (dBm)	Limit (dBm)	Over Limit (dB)	S.G. Power (dBm)	TX Cable loss (dB)	TX Antenna Gain (dBi)	Polarization (H/V)
Lowest	3702	-57.78	-13	-44.78	-70.04	2.641	14.90	H
	5553	-52.71	-13	-39.71	-64.57	2.94	14.80	H
	7404	-50.27	-13	-37.27	-60.04	3.39	13.16	H
	3702.18	-57.31	-13	-44.31	-69.57	2.64	14.90	V
	5553	-53.78	-13	-40.78	-65.64	2.94	14.80	V
	7404	-50.11	-13	-37.11	-59.88	3.39	13.16	V
Middle	3741	-57.38	-13	-44.38	-69.64	2.64	14.90	H
	5613	-55.56	-13	-42.56	-67.42	2.94	14.80	H
	7488	-50.28	-13	-37.28	-60.05	3.39	13.16	H
	3741	-57.27	-13	-44.27	-69.53	2.64	14.90	V
	5613	-54.79	-13	-41.79	-66.65	2.94	14.80	V
	7488	-49.50	-13	-36.50	-59.27	3.39	13.16	V
Highest	3792	-57.66	-13	-44.66	-69.92	2.64	14.90	H
	5688	-55.37	-13	-42.37	-67.23	2.94	14.80	H
	7584	-49.66	-13	-36.66	-59.43	3.39	13.16	H
	3792	-57.43	-13	-44.43	-69.69	2.64	14.90	V
	5688	-53.96	-13	-40.96	-65.82	2.94	14.80	V
	7584	-49.78	-13	-36.78	-59.55	3.39	13.16	V

Remark: Spurious emissions within 30-1000MHz were found more than 20dB below limit line.

LTE Band 26 / 15MHz / QPSK								
Channel	Frequency (MHz)	ERP (dBm)	Limit (dBm)	Over Limit (dB)	S.G. Power (dBm)	TX Cable loss (dB)	TX Antenna Gain (dBi)	Polarization (H/V)
Lowest	1650	-68.29	-13	-55.29	-75.26	1.58	10.70	H
	2474	-54.53	-13	-41.53	-62.78	2.102	12.50	H
	3300	-64.29	-13	-51.29	-73.18	2.856	13.90	H
	1650	-66.95	-13	-53.95	-73.92	1.58	10.70	V
	2474	-50.90	-13	-37.90	-59.15	2.10	12.50	V
	3300	-63.89	-13	-50.89	-72.78	2.86	13.90	V
Middle	1660	-67.77	-13	-54.77	-74.74	1.58	10.70	H
	2490	-52.70	-13	-39.70	-60.95	2.102	12.50	H
	3318	-64.54	-13	-51.54	-73.43	2.856	13.90	H
	1660	-67.23	-13	-54.23	-74.20	1.58	10.70	V
	2490	-48.97	-13	-35.97	-57.22	2.10	12.50	V
	3318	-64.14	-13	-51.14	-73.03	2.86	13.90	V
Highest	1670	-67.90	-13	-54.90	-74.87	1.58	10.70	H
	2504	-52.89	-13	-39.89	-61.14	2.102	12.50	H
	3342	-64.28	-13	-51.28	-73.17	2.856	13.90	H
	1670	-67.84	-13	-54.84	-74.81	1.58	10.70	V
	2504	-49.55	-13	-36.55	-57.80	2.10	12.50	V
	3342	-64.30	-13	-51.30	-73.19	2.86	13.90	V

Remark: Spurious emissions within 30-1000MHz were found more than 20dB below limit line.

For CA:

LTE Band 5B_CA / 10MHz+10 MHz / QPSK								
Channel	Frequency (MHz)	ERP (dBm)	Limit (dBm)	Over Limit (dB)	S.G. Power (dBm)	TX Cable loss (dB)	TX Antenna Gain (dBi)	Polarization (H/V)
Lowest	1650.00	-60.58	-13	-47.58	-63.82	1.11	6.50	H
	2473.77	-57.48	-13	-44.48	-60.10	1.43	6.20	H
	3300.00	-60.42	-13	-47.42	-64.86	1.71	8.30	H
	1649.18	-63.31	-13	-50.31	-66.55	1.11	6.50	V
	2474.00	-57.86	-13	-44.86	-60.48	1.43	6.20	V
	3300.00	-60.23	-13	-47.23	-64.67	1.71	8.30	V
Middle	1654.38	-64.69	-13	-51.69	-67.93	1.11	6.50	H
	2481.57	-55.23	-13	-42.23	-57.85	1.43	6.20	H
	3308.76	-59.73	-13	-46.73	-64.17	1.71	8.30	H
	1654.38	-64.80	-13	-51.80	-68.04	1.11	6.50	V
	2482.00	-57.36	-13	-44.36	-59.98	1.43	6.20	V
	3308.76	-60.15	-13	-47.15	-64.59	1.71	8.30	V
Highest	1660.00	-60.19	-13	-47.19	-63.43	1.11	6.50	H
	2489.07	-56.84	-13	-43.84	-59.46	1.43	6.20	H
	3318.00	-60.09	-13	-47.09	-64.53	1.71	8.30	H
	1659.38	-62.62	-13	-49.62	-65.86	1.11	6.50	V
	2490.00	-58.39	-13	-45.39	-61.01	1.43	6.20	V
	3318.00	-59.99	-13	-46.99	-64.43	1.71	8.30	V

Remark: Spurious emissions within 30-1000MHz were found more than 20dB below limit line.