WCDMA Band V (RMC 12.2Kbps)	WCDMA Band II (RMC 12.2Kbps)
Lowest Channel	**Lowest Channel**
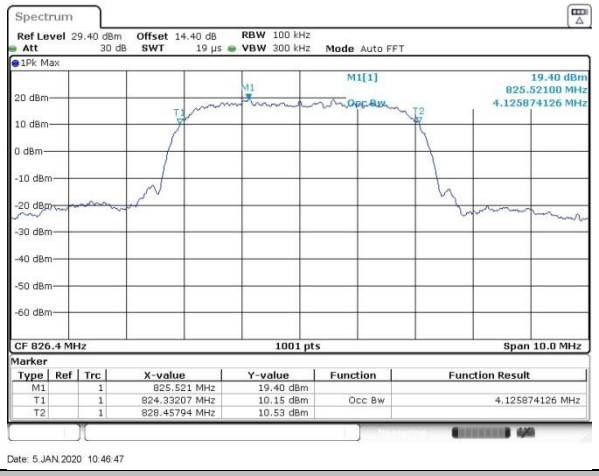	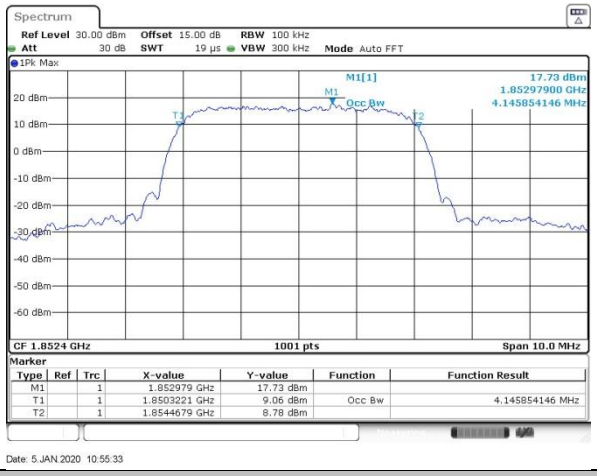
Middle Channel	**Middle Channel**
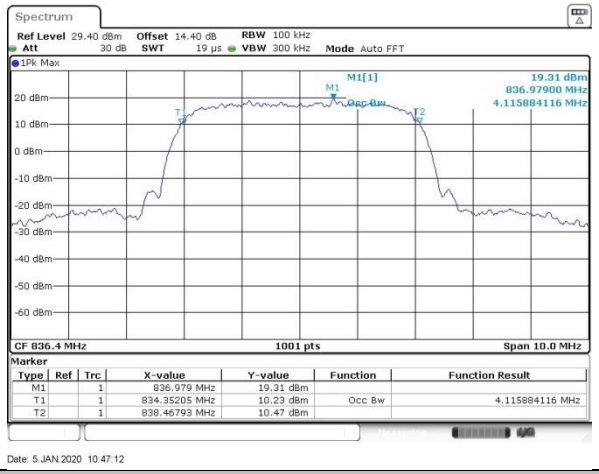	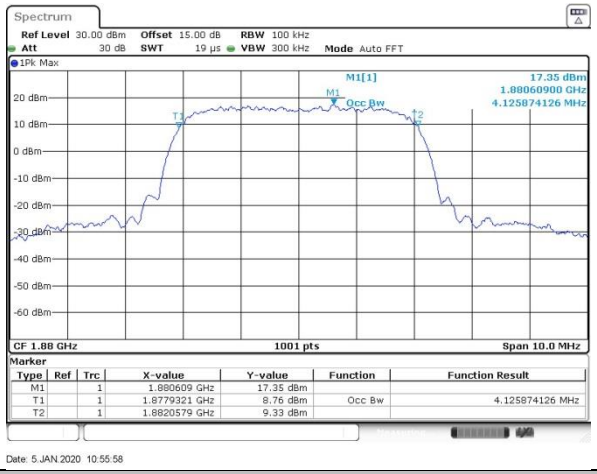
Highest Channel	**Highest Channel**
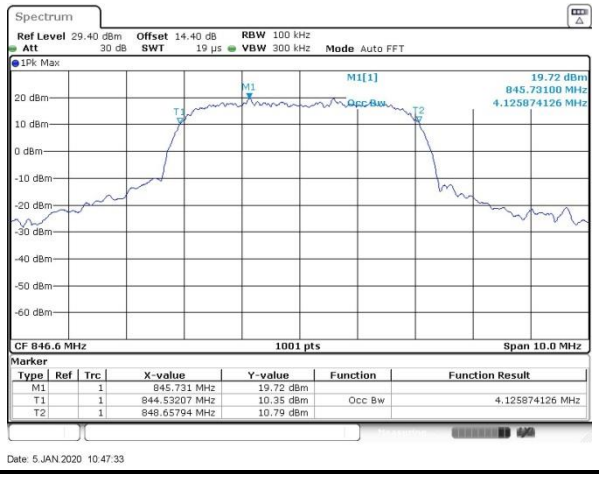	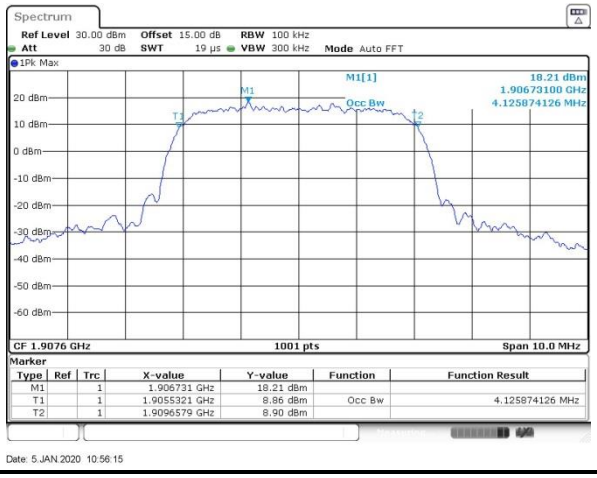

WCDMA Band IV (RMC 12.2Kbps)

Lowest Channel

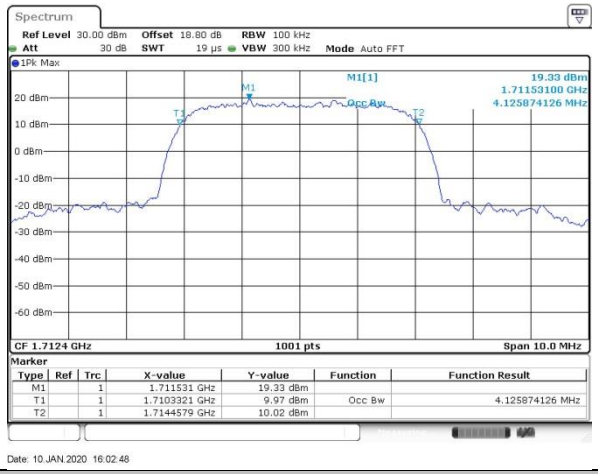

Middle Channel

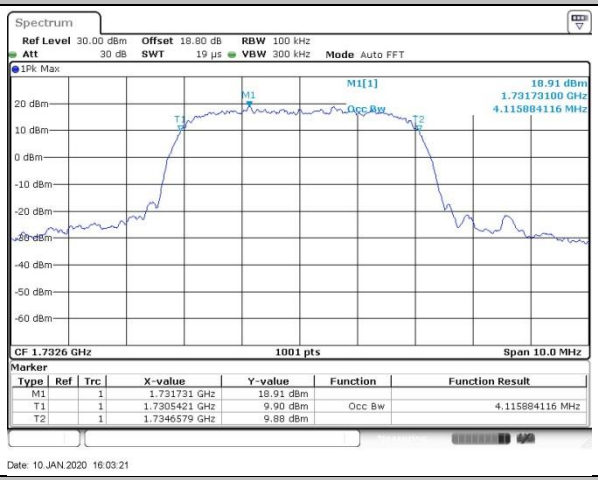

Highest Channel

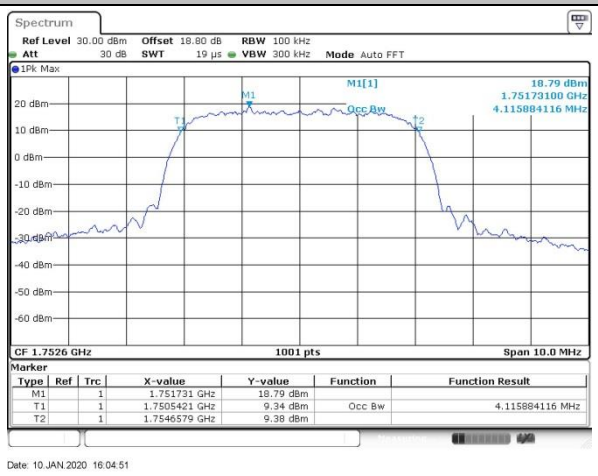

Conducted Band Edge

WCDMA Band V (RMC 12.2Kbps)

Lowest Band Edge

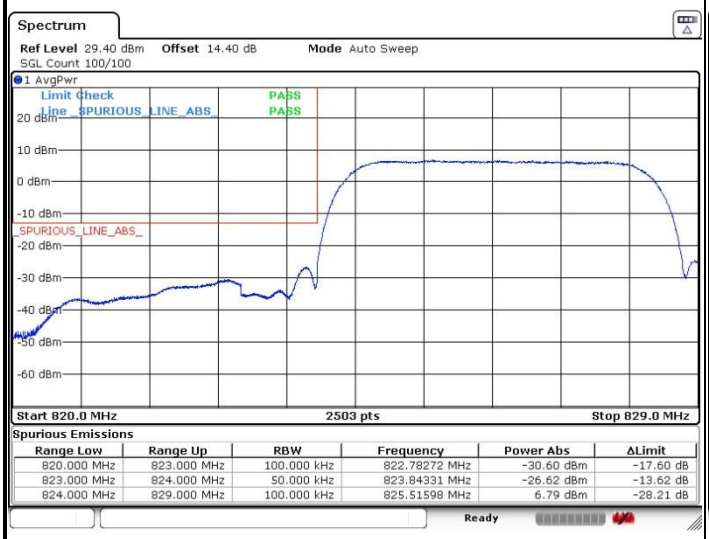

Spurious Emissions

Range Low	Range Up	RBW	Frequency	Power Abs	ΔLimit
820.000 MHz	823.000 MHz	100.000 kHz	822.78272 MHz	-30.60 dBm	-17.60 dB
823.000 MHz	824.000 MHz	50.000 kHz	823.84331 MHz	-26.62 dBm	-13.62 dB
824.000 MHz	829.000 MHz	100.000 kHz	825.51598 MHz	6.79 dBm	-28.21 dB

Date: 5.JAN.2020 10:48:40

Highest Band Edge

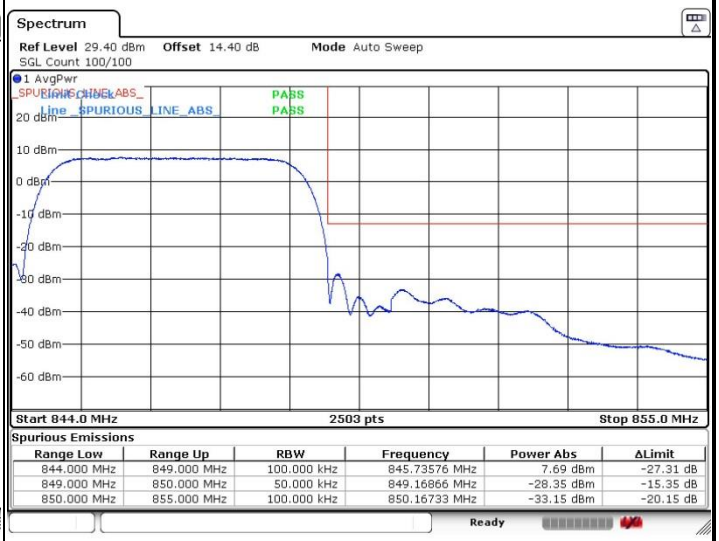

Spurious Emissions

Range Low	Range Up	RBW	Frequency	Power Abs	ΔLimit
844.000 MHz	849.000 MHz	100.000 kHz	845.73576 MHz	7.69 dBm	-27.31 dB
849.000 MHz	850.000 MHz	50.000 kHz	849.16866 MHz	-28.35 dBm	-15.35 dB
850.000 MHz	855.000 MHz	100.000 kHz	850.16733 MHz	-33.15 dBm	-20.15 dB

Date: 5.JAN.2020 10:49:58

WCDMA Band II (RMC 12.2Kbps)

Lowest Band Edge

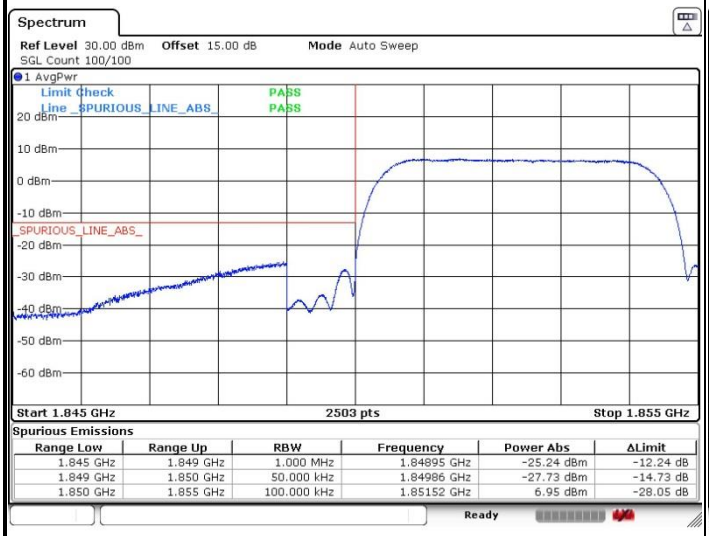

Spurious Emissions

Range Low	Range Up	RBW	Frequency	Power Abs	ΔLimit
1.845 GHz	1.849 GHz	1.000 MHz	1.84895 GHz	-25.24 dBm	-12.24 dB
1.849 GHz	1.850 GHz	50.000 kHz	1.84986 GHz	-27.73 dBm	-14.73 dB
1.850 GHz	1.855 GHz	100.000 kHz	1.85152 GHz	6.95 dBm	-28.05 dB

Date: 5.JAN.2020 11:00:40

Highest Band Edge

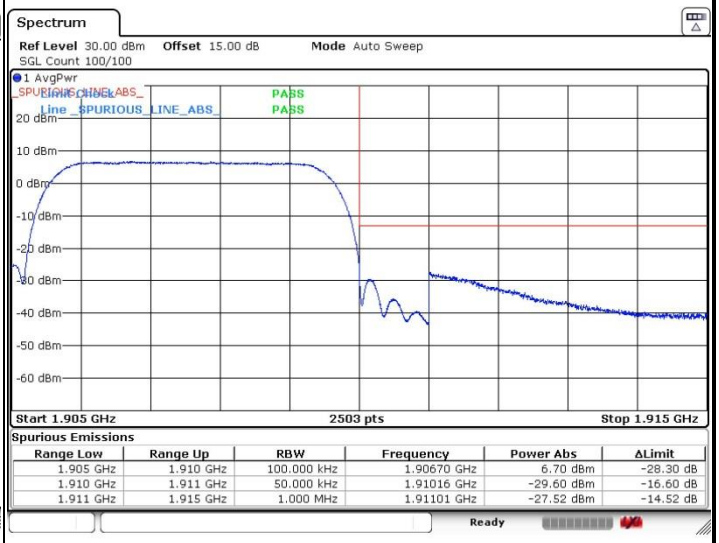

Spurious Emissions

Range Low	Range Up	RBW	Frequency	Power Abs	ΔLimit
1.905 GHz	1.910 GHz	100.000 kHz	1.90670 GHz	6.70 dBm	-28.30 dB
1.910 GHz	1.911 GHz	50.000 kHz	1.91016 GHz	-29.60 dBm	-16.60 dB
1.911 GHz	1.915 GHz	1.000 MHz	1.91101 GHz	-27.52 dBm	-14.52 dB

Date: 5.JAN.2020 11:02:11

WCDMA Band IV (RMC 12.2Kbps)

Lowest Band Edge

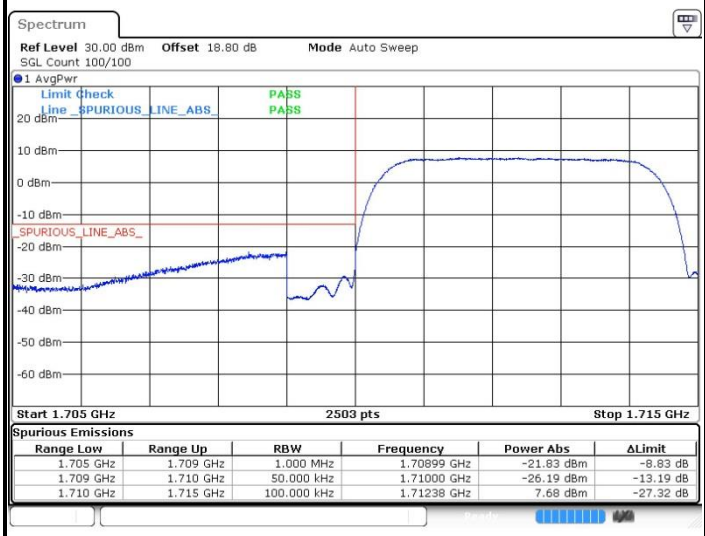

Spurious Emissions

Range Low	Range Up	RBW	Frequency	Power Abs	ΔLimit
1.705 GHz	1.709 GHz	1.000 MHz	1.70899 GHz	-21.83 dBm	-8.83 dB
1.709 GHz	1.710 GHz	50.000 kHz	1.71000 GHz	-26.19 dBm	-13.19 dB
1.710 GHz	1.715 GHz	100.000 kHz	1.71238 GHz	7.68 dBm	-27.32 dB

Date: 10.JAN.2020 16:08:24

Highest Band Edge

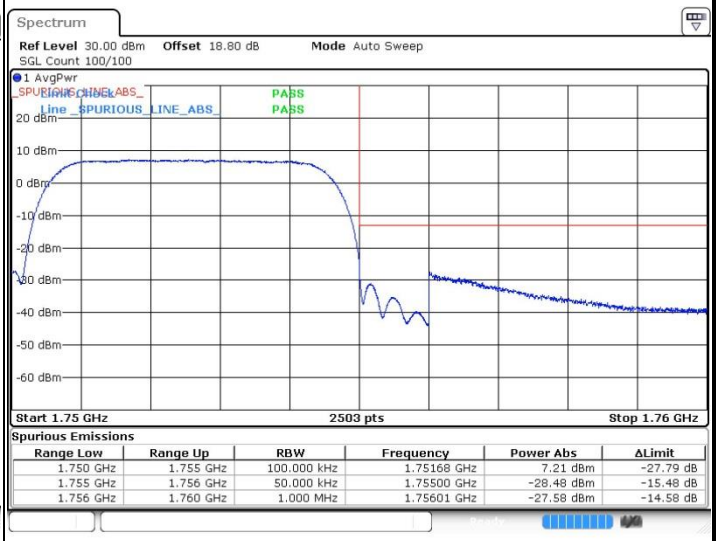

Spurious Emissions

Range Low	Range Up	RBW	Frequency	Power Abs	ΔLimit
1.750 GHz	1.755 GHz	100.000 kHz	1.75168 GHz	7.21 dBm	-27.79 dB
1.755 GHz	1.756 GHz	50.000 kHz	1.75500 GHz	-28.48 dBm	-15.48 dB
1.756 GHz	1.760 GHz	1.000 MHz	1.75601 GHz	-27.58 dBm	-14.58 dB

Date: 10.JAN.2020 16:11:12

Conducted Spurious Emission

WCDMA Band V (RMC 12.2Kbps)

Lowest Channel

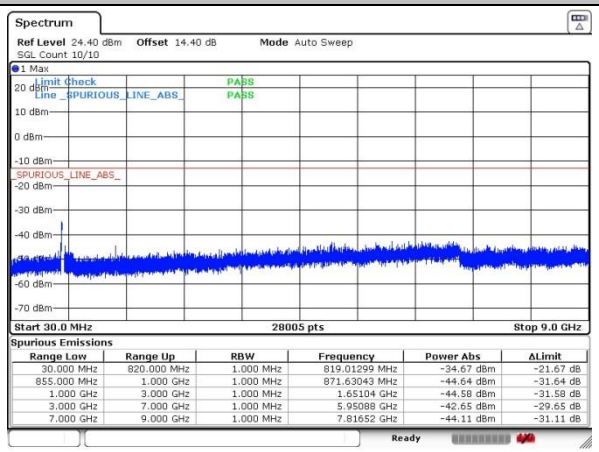

Spurious Emissions

Range Low	Range Up	RBW	Frequency	Power Abs	ΔLimit
30.000 MHz	820.000 MHz	1.000 MHz	819.01299 MHz	-34.67 dBm	-21.67 dB
855.000 MHz	1.000 GHz	1.000 MHz	871.63043 MHz	-44.64 dBm	-31.64 dB
1.000 GHz	3.000 GHz	1.000 MHz	1.65104 GHz	-44.58 dBm	-31.58 dB
3.000 GHz	7.000 GHz	1.000 MHz	5.95088 GHz	-42.65 dBm	-29.65 dB
7.000 GHz	9.000 GHz	1.000 MHz	7.81652 GHz	-44.11 dBm	-31.11 dB

Date: 5.JAN.2020 10:50:36

Middle Channel

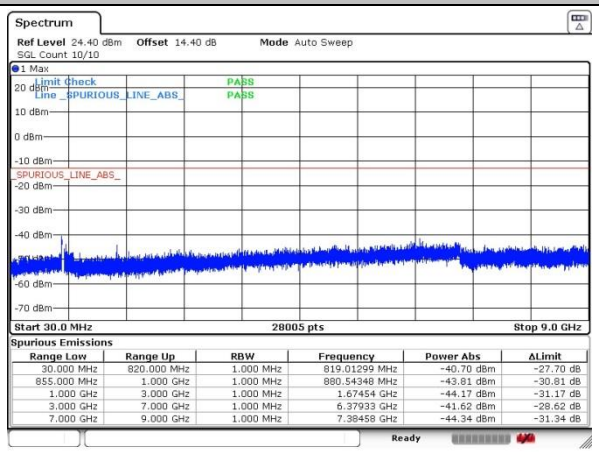

Spurious Emissions

Range Low	Range Up	RBW	Frequency	Power Abs	ΔLimit
30.000 MHz	820.000 MHz	1.000 MHz	819.01299 MHz	-40.70 dBm	-27.70 dB
855.000 MHz	1.000 GHz	1.000 MHz	880.54348 MHz	-43.81 dBm	-30.81 dB
1.000 GHz	3.000 GHz	1.000 MHz	1.67454 GHz	-44.17 dBm	-31.17 dB
3.000 GHz	7.000 GHz	1.000 MHz	6.37933 GHz	-41.62 dBm	-28.62 dB
7.000 GHz	9.000 GHz	1.000 MHz	7.38458 GHz	-44.34 dBm	-31.34 dB

Date: 5.JAN.2020 10:51:01

Highest Channel

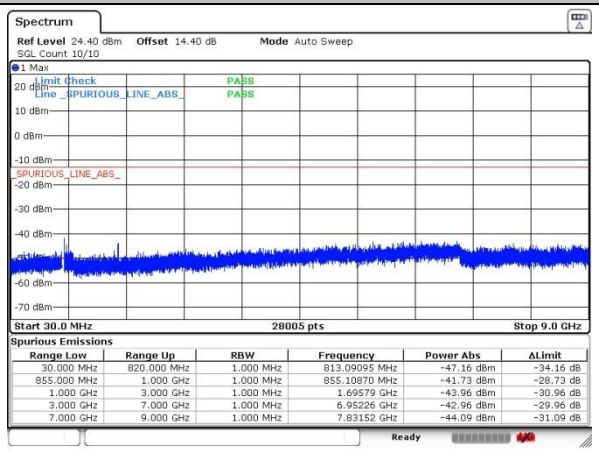

Spurious Emissions

Range Low	Range Up	RBW	Frequency	Power Abs	ΔLimit
30.000 MHz	820.000 MHz	1.000 MHz	813.09095 MHz	-47.16 dBm	-34.16 dB
855.000 MHz	1.000 GHz	1.000 MHz	855.10870 MHz	-41.73 dBm	-28.73 dB
1.000 GHz	3.000 GHz	1.000 MHz	1.69579 GHz	-43.96 dBm	-30.96 dB
3.000 GHz	7.000 GHz	1.000 MHz	6.95226 GHz	-42.96 dBm	-29.96 dB
7.000 GHz	9.000 GHz	1.000 MHz	7.83152 GHz	-44.09 dBm	-31.09 dB

Date: 5.JAN.2020 10:51:20

WCDMA Band II (RMC 12.2Kbps)

Lowest Channel

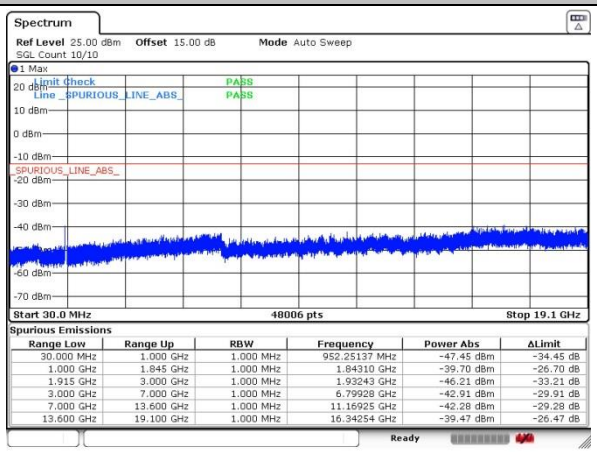

Spurious Emissions

Range Low	Range Up	RBW	Frequency	Power Abs	ΔLimit
30.000 MHz	1.000 GHz	1.000 MHz	952.25137 MHz	-47.45 dBm	-34.45 dB
1.000 GHz	1.845 GHz	1.000 MHz	1.84310 GHz	-39.70 dBm	-26.70 dB
1.915 GHz	3.000 GHz	1.000 MHz	1.93243 GHz	-46.21 dBm	-33.21 dB
3.000 GHz	7.000 GHz	1.000 MHz	6.79928 GHz	-42.91 dBm	-29.91 dB
7.000 GHz	13.600 GHz	1.000 MHz	11.16925 GHz	-42.28 dBm	-29.28 dB
13.600 GHz	19.100 GHz	1.000 MHz	16.34254 GHz	-39.47 dBm	-26.47 dB

Date: 5.JAN.2020 11:02:39

Middle Channel

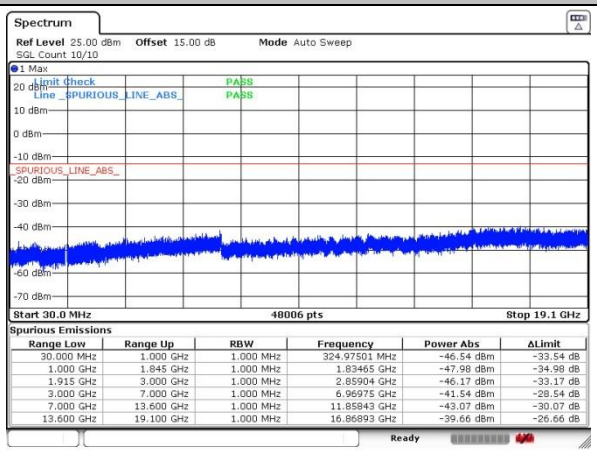

Spurious Emissions

Range Low	Range Up	RBW	Frequency	Power Abs	ΔLimit
30.000 MHz	1.000 GHz	1.000 MHz	324.97501 MHz	-46.54 dBm	-33.54 dB
1.000 GHz	1.845 GHz	1.000 MHz	1.83465 GHz	-47.98 dBm	-34.98 dB
1.915 GHz	3.000 GHz	1.000 MHz	2.85904 GHz	-46.17 dBm	-33.17 dB
3.000 GHz	7.000 GHz	1.000 MHz	6.96975 GHz	-41.54 dBm	-28.54 dB
7.000 GHz	13.600 GHz	1.000 MHz	11.85843 GHz	-43.07 dBm	-30.07 dB
13.600 GHz	19.100 GHz	1.000 MHz	16.86893 GHz	-39.66 dBm	-26.66 dB

Date: 5.JAN.2020 11:03:02

Highest Channel

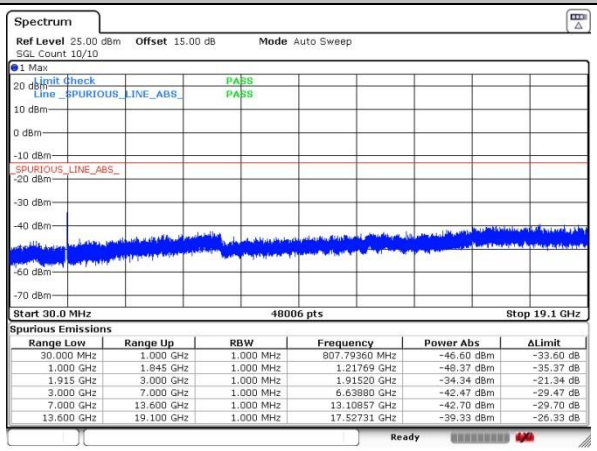

Spurious Emissions

Range Low	Range Up	RBW	Frequency	Power Abs	ΔLimit
30.000 MHz	1.000 GHz	1.000 MHz	807.79360 MHz	-46.60 dBm	-33.60 dB
1.000 GHz	1.845 GHz	1.000 MHz	1.21769 GHz	-48.37 dBm	-35.37 dB
1.915 GHz	3.000 GHz	1.000 MHz	1.91520 GHz	-34.34 dBm	-21.34 dB
3.000 GHz	7.000 GHz	1.000 MHz	6.63880 GHz	-42.47 dBm	-29.47 dB
7.000 GHz	13.600 GHz	1.000 MHz	13.10857 GHz	-42.70 dBm	-29.70 dB
13.600 GHz	19.100 GHz	1.000 MHz	17.52731 GHz	-39.33 dBm	-26.33 dB

Date: 5.JAN.2020 11:03:23

WCDMA Band IV (RMC 12.2Kbps)

Lowest Channel

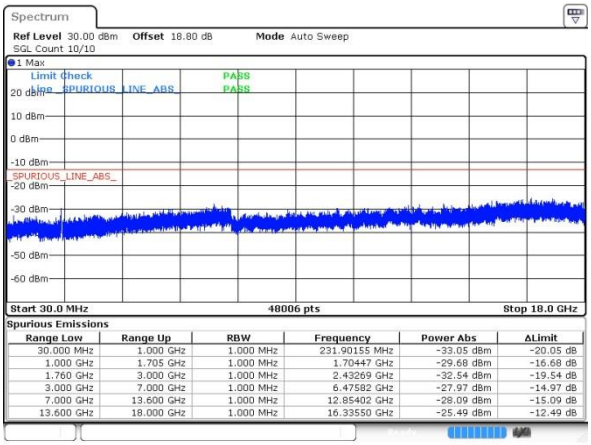

Spurious Emissions

Range Low	Range Up	RBW	Frequency	Power Abs	ΔLimit
30.000 MHz	1.000 GHz	1.000 MHz	231.90155 MHz	-33.05 dBm	-20.05 dB
1.000 GHz	1.705 GHz	1.000 MHz	1.70447 GHz	-29.68 dBm	-16.68 dB
1.760 GHz	3.000 GHz	1.000 MHz	2.43269 GHz	-32.54 dBm	-19.54 dB
3.000 GHz	7.000 GHz	1.000 MHz	6.47582 GHz	-27.97 dBm	-14.97 dB
7.000 GHz	13.600 GHz	1.000 MHz	12.85402 GHz	-28.09 dBm	-15.09 dB
13.600 GHz	18.000 GHz	1.000 MHz	16.33550 GHz	-25.49 dBm	-12.49 dB

Date: 10.JAN.2020 16:12:34

Middle Channel

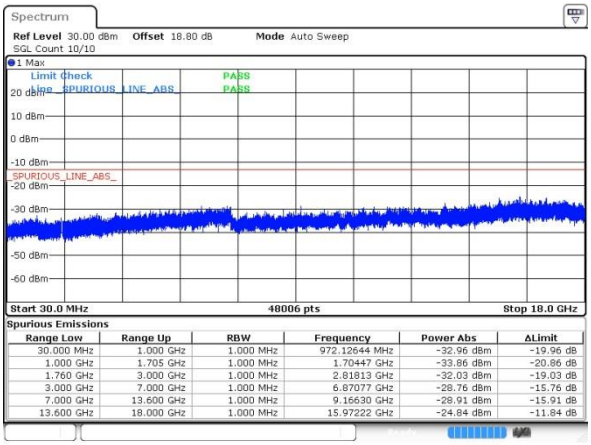

Spurious Emissions

Range Low	Range Up	RBW	Frequency	Power Abs	ΔLimit
30.000 MHz	1.000 GHz	1.000 MHz	972.12644 MHz	-32.96 dBm	-19.96 dB
1.000 GHz	1.705 GHz	1.000 MHz	1.70447 GHz	-33.86 dBm	-20.86 dB
1.760 GHz	3.000 GHz	1.000 MHz	2.81813 GHz	-32.03 dBm	-19.03 dB
3.000 GHz	7.000 GHz	1.000 MHz	6.87077 GHz	-28.76 dBm	-15.76 dB
7.000 GHz	13.600 GHz	1.000 MHz	9.16630 GHz	-28.91 dBm	-15.91 dB
13.600 GHz	18.000 GHz	1.000 MHz	15.97222 GHz	-24.84 dBm	-11.84 dB

Date: 10.JAN.2020 16:16:48

Highest Channel

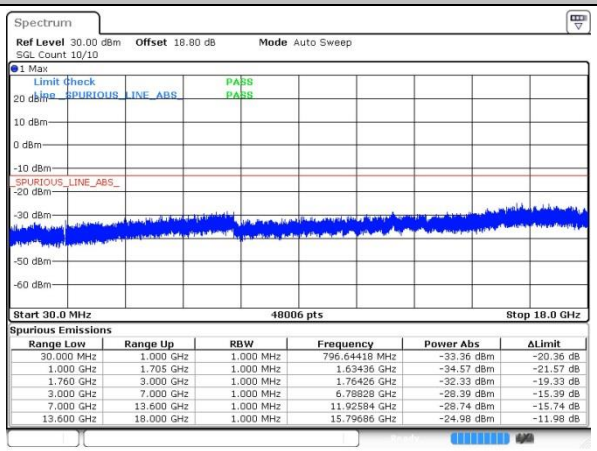

Spurious Emissions

Range Low	Range Up	RBW	Frequency	Power Abs	ΔLimit
30.000 MHz	1.000 GHz	1.000 MHz	796.64418 MHz	-33.36 dBm	-20.36 dB
1.000 GHz	1.705 GHz	1.000 MHz	1.63436 GHz	-34.57 dBm	-21.57 dB
1.760 GHz	3.000 GHz	1.000 MHz	1.76426 GHz	-32.33 dBm	-19.33 dB
3.000 GHz	7.000 GHz	1.000 MHz	6.78828 GHz	-28.39 dBm	-15.39 dB
7.000 GHz	13.600 GHz	1.000 MHz	11.92584 GHz	-28.74 dBm	-15.74 dB
13.600 GHz	18.000 GHz	1.000 MHz	15.79686 GHz	-24.98 dBm	-11.98 dB

Date: 10.JAN.2020 16:18:08

Frequency Stability

Test Conditions	Middle Channel	WCDMA Band V (RMC 12.2Kbps)	Limit 2.5ppm
Temperature (°C)	Voltage (Volt)	Deviation (ppm)	Result
50	Normal Voltage	0.0000	PASS
40	Normal Voltage	0.0024	
30	Normal Voltage	0.0036	
20(Ref.)	Normal Voltage	0.0000	
10	Normal Voltage	0.0060	
0	Normal Voltage	0.0108	
-10	Normal Voltage	0.0060	
-20	Normal Voltage	0.0072	
-30	Normal Voltage	0.0072	
20	Maximum Voltage	0.0131	
20	Normal Voltage	0.0024	
20	Battery End Point	0.0084	

Note: Normal Voltage = 3.85V ；Battery End Point (BEP) =3.65V.；Maximum Voltage =4.4V

Test Conditions	Middle Channel	WCDMA Band II (RMC 12.2Kbps)	Limit Note 2.
Temperature (°C)	Voltage (Volt)	Deviation (ppm)	Result
50	Normal Voltage	0.0021	PASS
40	Normal Voltage	0.0032	
30	Normal Voltage	0.0069	
20(Ref.)	Normal Voltage	0.0000	
10	Normal Voltage	0.0005	
0	Normal Voltage	0.0027	
-10	Normal Voltage	0.0053	
-20	Normal Voltage	0.0037	
-30	Normal Voltage	0.0069	
20	Maximum Voltage	0.0037	
20	Normal Voltage	0.0074	
20	Battery End Point	0.0048	

Note:

1. Normal Voltage = 3.85V ；Battery End Point (BEP) =3.65V.；Maximum Voltage =4.4V
2. The frequency fundamental emissions stay within the authorized frequency block based on the frequency deviation measured is small.

Test Conditions	Middle Channel	WCDMA Band IV (RMC 12.2Kbps)	Limit Note 2.
Temperature (°C)	Voltage (Volt)	Deviation (ppm)	Result
50	Normal Voltage	0.0012	PASS
40	Normal Voltage	0.0098	
30	Normal Voltage	0.0049	
20(Ref.)	Normal Voltage	0.0000	
10	Normal Voltage	0.0037	
0	Normal Voltage	0.0122	
-10	Normal Voltage	0.0110	
-20	Normal Voltage	0.0000	
-30	Normal Voltage	0.0085	
20	Maximum Voltage	0.0061	
20	Normal Voltage	0.0183	
20	Battery End Point	0.0134	

Note:

1. Normal Voltage = 3.85V ；Battery End Point (BEP) =3.65V.；Maximum Voltage =4.4V
2. The frequency fundamental emissions stay within the authorized frequency block based on the frequency deviation measured is small.

CDMA

Peak-to-Average Ratio

Mode	CDMA BC0	CDMA BC1	Limit: 13dB
Mod.	1xRTT Rev. A	1xRTT Rev. A	Result
Lowest CH	3.28	3.42	PASS
Middle CH	3.25	3.54	
Highest CH	2.78	3.16	

CDMA BC0 (1xRTT Rev. A)	CDMA BC1 (1xRTT Rev. A)
Lowest Channel	**Lowest Channel**
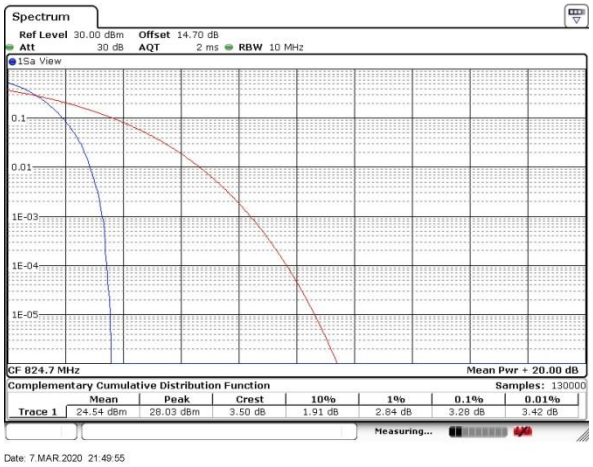	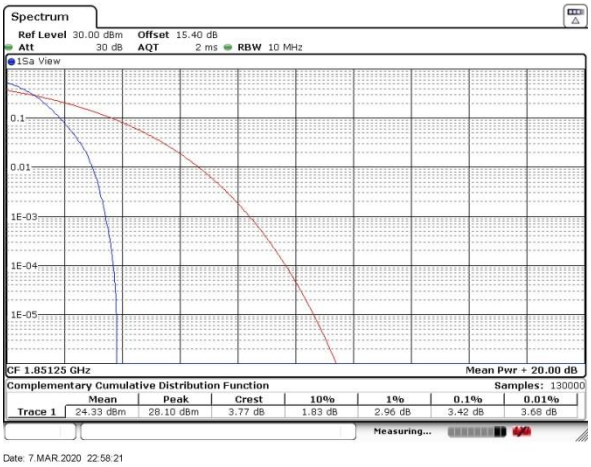
Middle Channel	**Middle Channel**
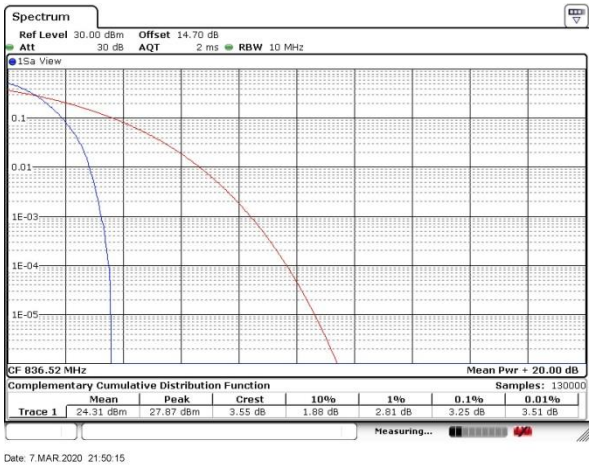	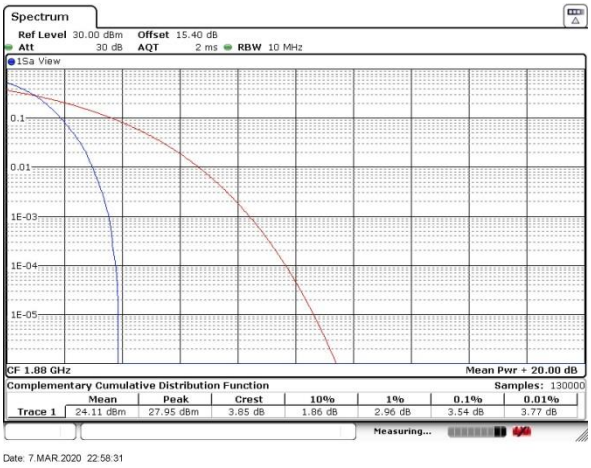
Highest Channel	**Highest Channel**
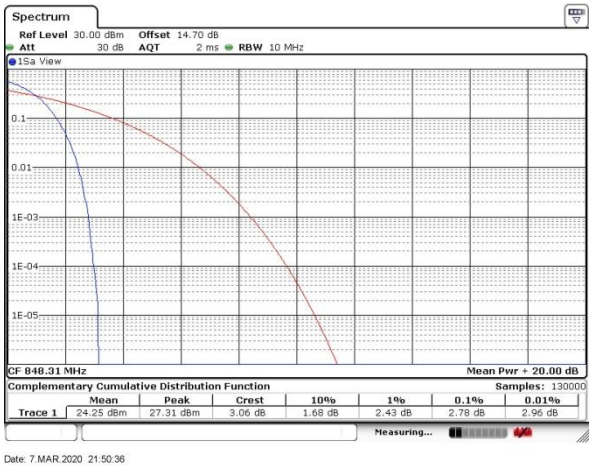	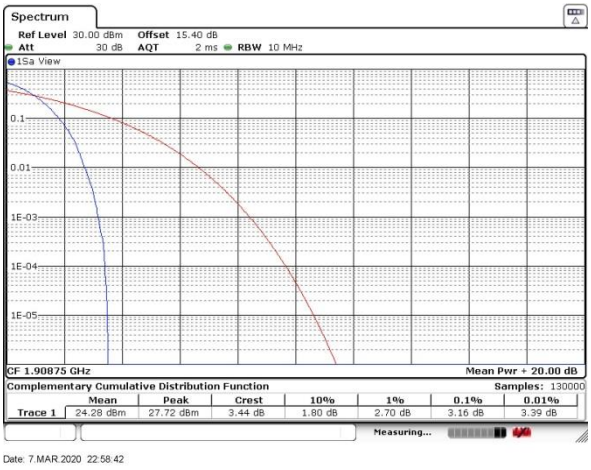

26dB Bandwidth

Mode	CDMA BC0	CDMA BC1
Mod.	1xRTT Rev. A	1xRTT Rev. A
Lowest CH	1.4206	1.4306
Middle CH	1.4286	1.4286
Highest CH	1.4326	1.4326

CDMA BC0 (1xRTT Rev. A)

Lowest Channel

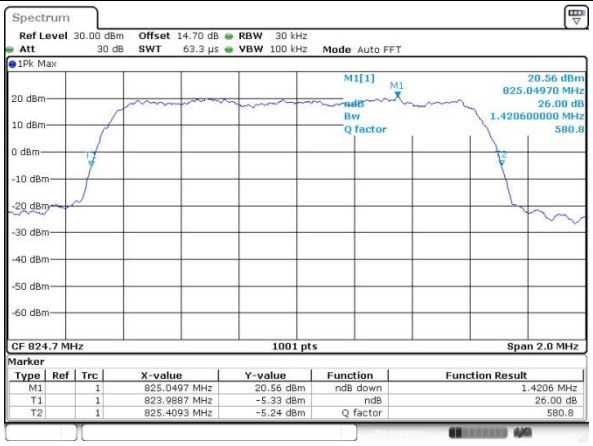

Middle Channel

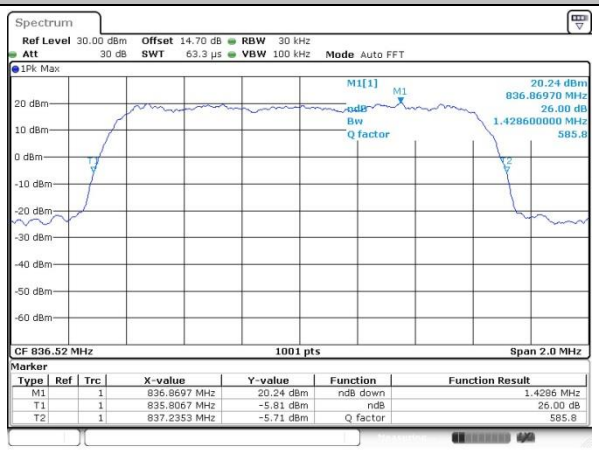

Highest Channel

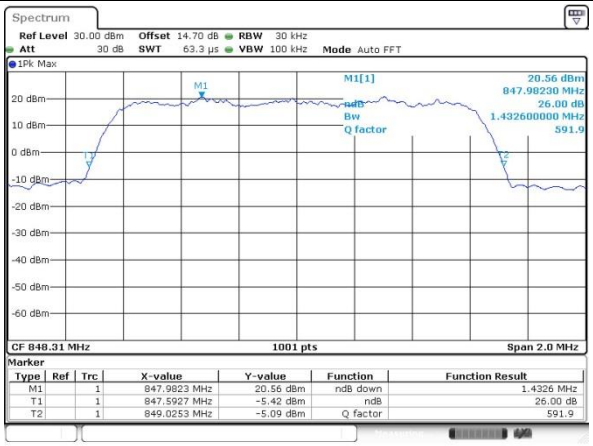

CDMA BC1 (1xRTT Rev. A)

Lowest Channel

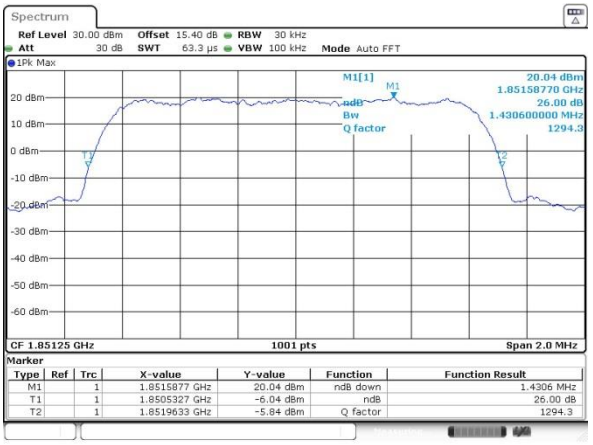

Middle Channel

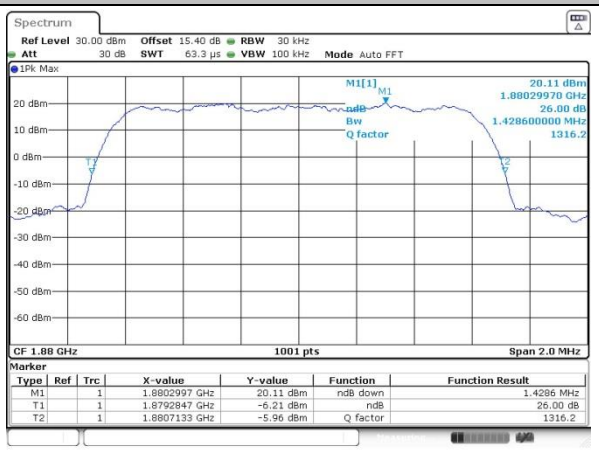

Highest Channel

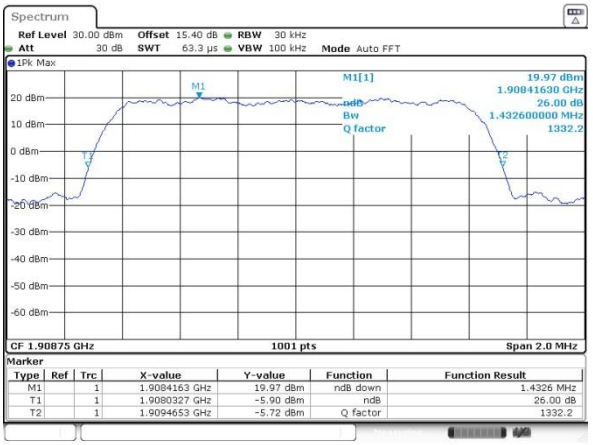

Occupied Bandwidth

Mode	CDMA BC0	CDMA BC1
Mod.	1xRTT Rev. A	1xRTT Rev. A
Lowest CH	1.27	1.27
Middle CH	1.27	1.27
Highest CH	1.27	1.27

CDMA BC0 (1xRTT Rev. A)	CDMA BC1(1xRTT Rev. A)
Lowest Channel	**Lowest Channel**
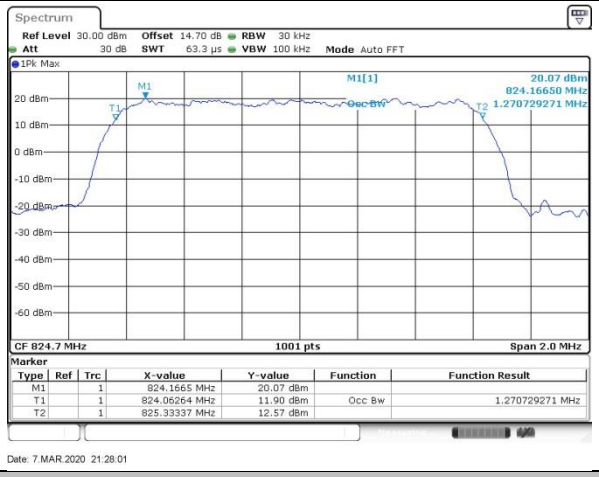	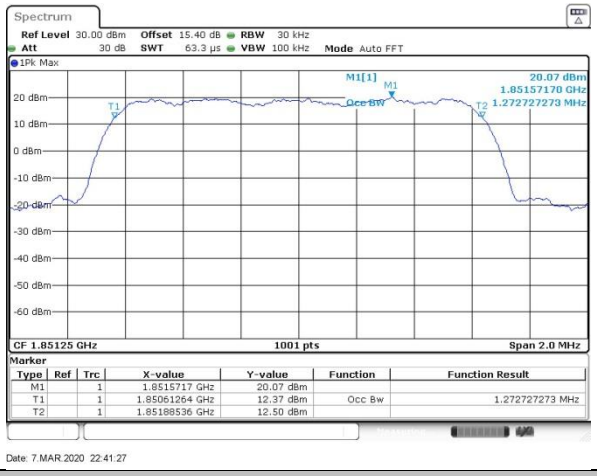
Middle Channel	**Middle Channel**
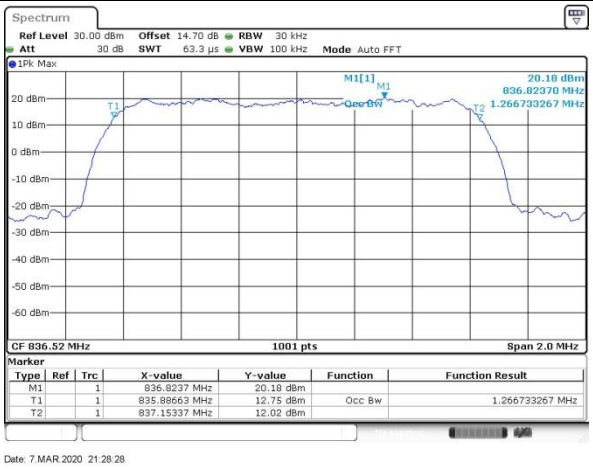	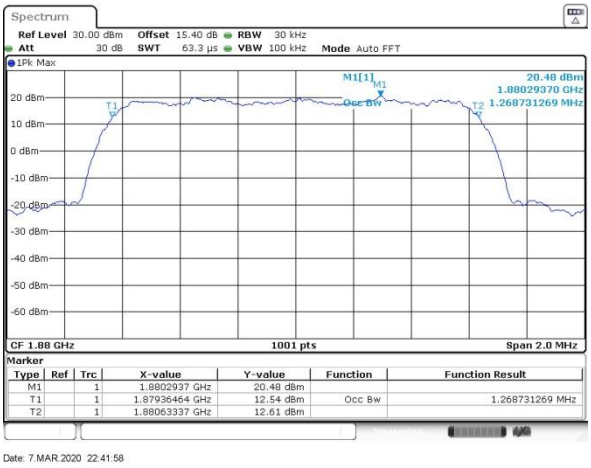
Highest Channel	**Highest Channel**
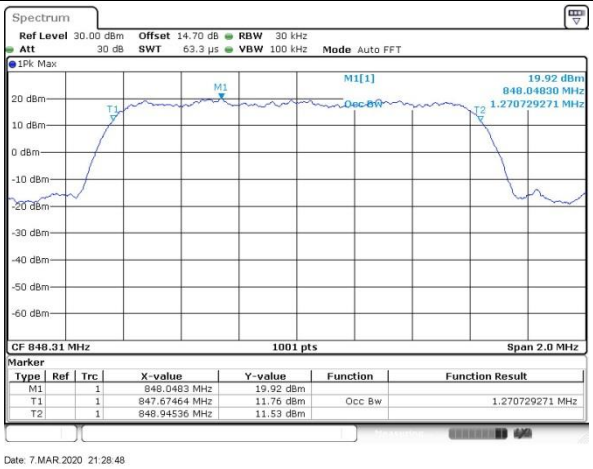	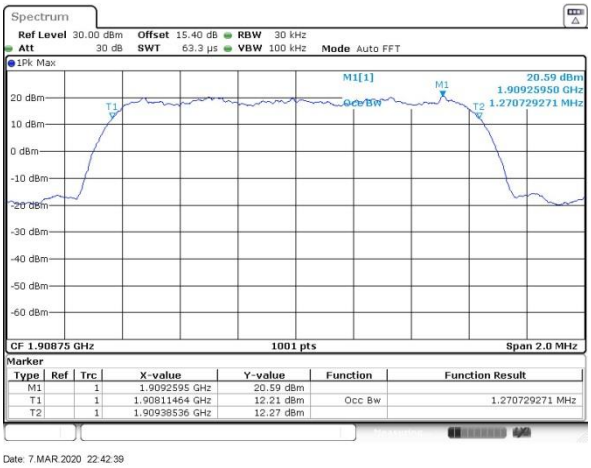

Conducted Band Edge

CDMA BC0 (1xRTT Rev. A)

Lowest Band Edge

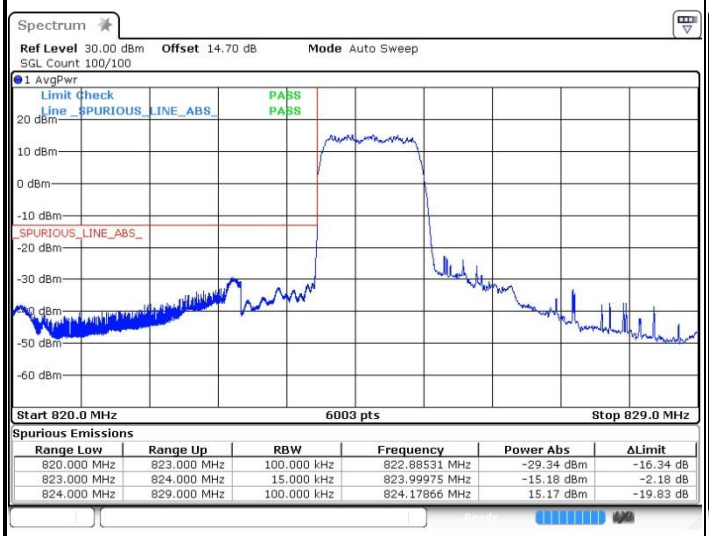

Spurious Emissions

Range Low	Range Up	RBW	Frequency	Power Abs	ΔLimit
820.000 MHz	823.000 MHz	100.000 kHz	822.88531 MHz	-29.34 dBm	-16.34 dB
823.000 MHz	824.000 MHz	15.000 kHz	823.99975 MHz	-15.18 dBm	-2.18 dB
824.000 MHz	829.000 MHz	100.000 kHz	824.17866 MHz	15.17 dBm	-19.83 dB

Date: 7.MAR.2020 21:36:25

Highest Band Edge

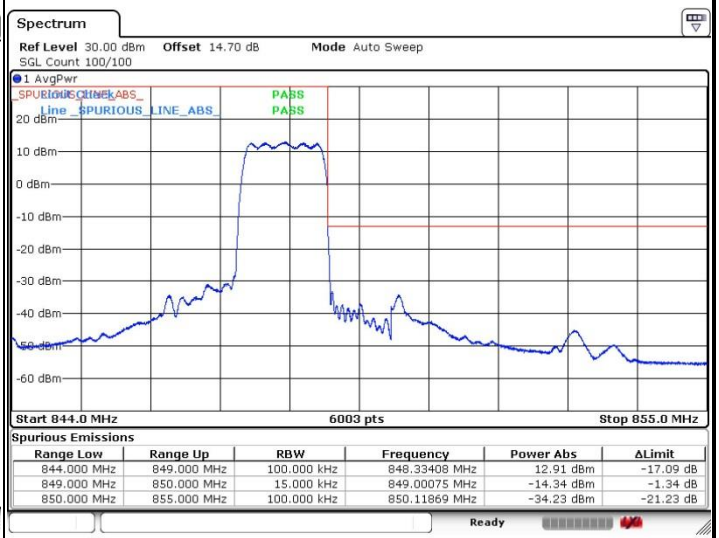

Spurious Emissions

Range Low	Range Up	RBW	Frequency	Power Abs	ΔLimit
844.000 MHz	849.000 MHz	100.000 kHz	848.33408 MHz	12.91 dBm	-17.09 dB
849.000 MHz	850.000 MHz	15.000 kHz	849.00075 MHz	-14.34 dBm	-1.34 dB
850.000 MHz	855.000 MHz	100.000 kHz	850.11869 MHz	-34.23 dBm	-21.23 dB

Date: 12.MAR.2020 21:28:54

CDMA BC1 (1xRTT Rev. A)

Lowest Band Edge

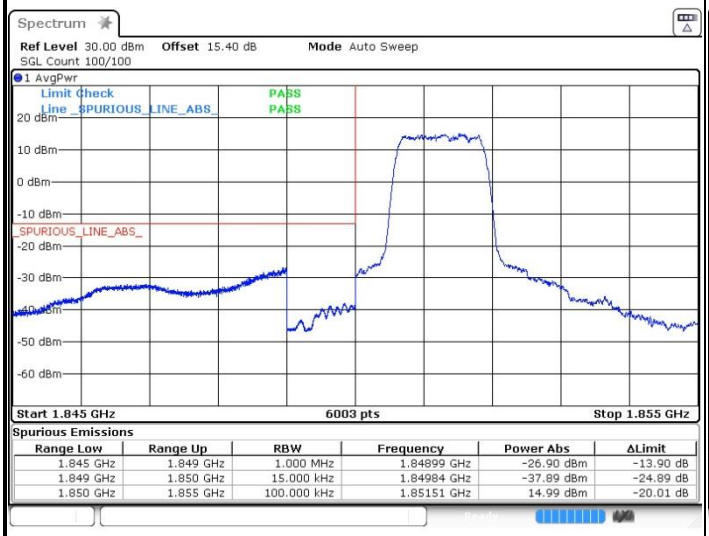

Spurious Emissions

Range Low	Range Up	RBW	Frequency	Power Abs	ΔLimit
1.845 GHz	1.849 GHz	1.000 MHz	1.84899 GHz	-26.90 dBm	-13.90 dB
1.849 GHz	1.850 GHz	15.000 kHz	1.84984 GHz	-37.89 dBm	-24.89 dB
1.850 GHz	1.855 GHz	100.000 kHz	1.85151 GHz	14.99 dBm	-20.01 dB

Date: 7.MAR.2020 22:45:42

Highest Band Edge

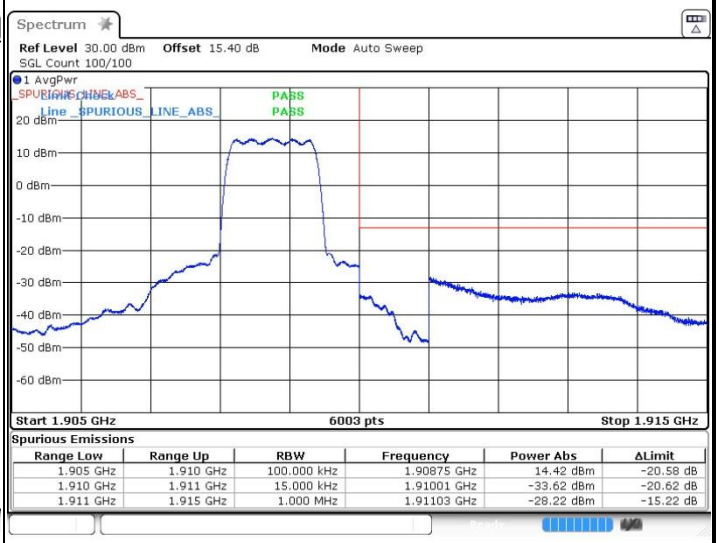

Spurious Emissions

Range Low	Range Up	RBW	Frequency	Power Abs	ΔLimit
1.905 GHz	1.910 GHz	100.000 kHz	1.90875 GHz	14.42 dBm	-20.58 dB
1.910 GHz	1.911 GHz	15.000 kHz	1.91001 GHz	-33.62 dBm	-20.62 dB
1.911 GHz	1.915 GHz	1.000 MHz	1.91103 GHz	-28.22 dBm	-15.22 dB

Date: 7.MAR.2020 22:48:29

Conducted Spurious Emission

CDMA BC0 (1xRTT Rev. A)

Lowest Channel

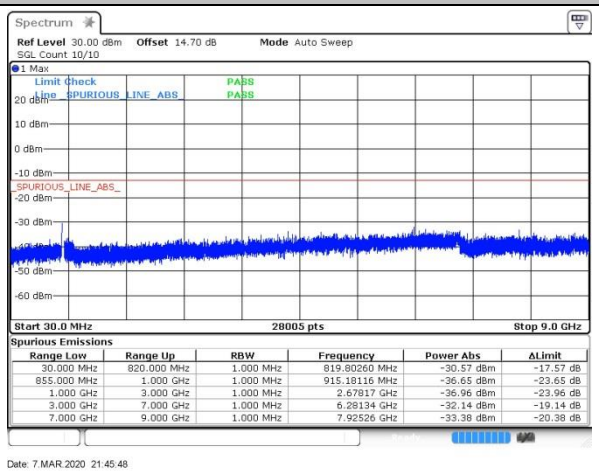

Spurious Emissions

Range Low	Range Up	RBW	Frequency	Power Abs	ΔLimit
30.000 MHz	820.000 MHz	1.000 MHz	819.80260 MHz	-30.57 dBm	-17.57 dB
855.000 MHz	1.000 GHz	1.000 MHz	915.18116 MHz	-36.65 dBm	-23.65 dB
1.000 GHz	3.000 GHz	1.000 MHz	2.67817 GHz	-36.96 dBm	-23.96 dB
3.000 GHz	7.000 GHz	1.000 MHz	6.28134 GHz	-32.14 dBm	-19.14 dB
7.000 GHz	9.000 GHz	1.000 MHz	7.92526 GHz	-33.38 dBm	-20.38 dB

Date: 7.MAR.2020 21:45:48

Middle Channel

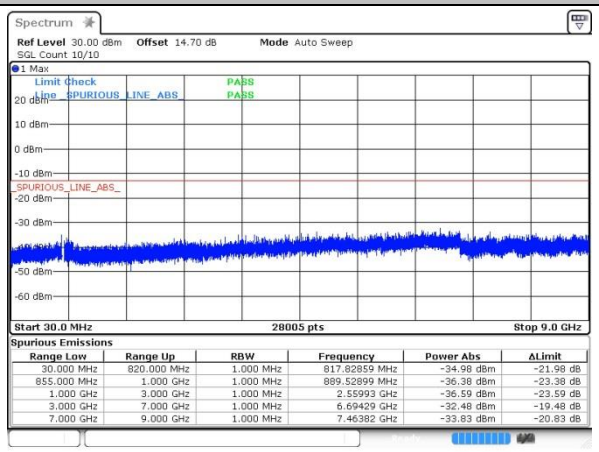

Spurious Emissions

Range Low	Range Up	RBW	Frequency	Power Abs	ΔLimit
30.000 MHz	820.000 MHz	1.000 MHz	817.82859 MHz	-34.98 dBm	-21.98 dB
855.000 MHz	1.000 GHz	1.000 MHz	889.52899 MHz	-36.38 dBm	-23.38 dB
1.000 GHz	3.000 GHz	1.000 MHz	2.55993 GHz	-36.59 dBm	-23.59 dB
3.000 GHz	7.000 GHz	1.000 MHz	6.69429 GHz	-32.48 dBm	-19.48 dB
7.000 GHz	9.000 GHz	1.000 MHz	7.46382 GHz	-33.83 dBm	-20.83 dB

Date: 7.MAR.2020 21:47:12

Highest Channel

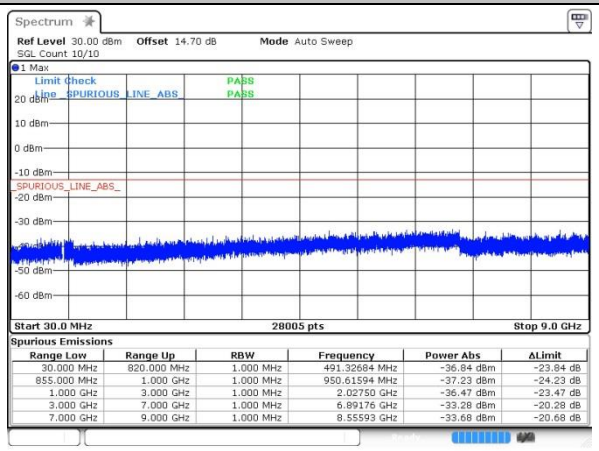

Spurious Emissions

Range Low	Range Up	RBW	Frequency	Power Abs	ΔLimit
30.000 MHz	820.000 MHz	1.000 MHz	491.32684 MHz	-36.84 dBm	-23.84 dB
855.000 MHz	1.000 GHz	1.000 MHz	950.61594 MHz	-37.23 dBm	-24.23 dB
1.000 GHz	3.000 GHz	1.000 MHz	2.02750 GHz	-36.47 dBm	-23.47 dB
3.000 GHz	7.000 GHz	1.000 MHz	6.89176 GHz	-33.28 dBm	-20.28 dB
7.000 GHz	9.000 GHz	1.000 MHz	8.55593 GHz	-33.68 dBm	-20.68 dB

Date: 7.MAR.2020 21:48:38

CDMA BC1 (1xRTT Rev. A)

Lowest Channel

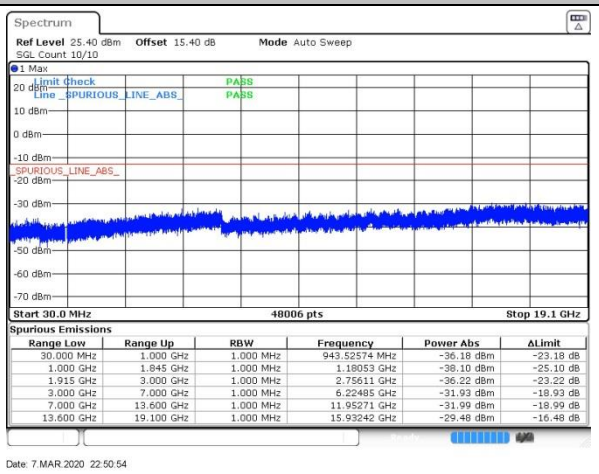

Spurious Emissions

Range Low	Range Up	RBW	Frequency	Power Abs	ΔLimit
30.000 MHz	1.000 GHz	1.000 MHz	943.52574 MHz	-36.18 dBm	-23.18 dB
1.000 GHz	1.845 GHz	1.000 MHz	1.18053 GHz	-38.10 dBm	-25.10 dB
1.915 GHz	3.000 GHz	1.000 MHz	2.75611 GHz	-36.22 dBm	-23.22 dB
3.000 GHz	7.000 GHz	1.000 MHz	6.22485 GHz	-31.93 dBm	-18.93 dB
7.000 GHz	13.600 GHz	1.000 MHz	11.95271 GHz	-31.99 dBm	-18.99 dB
13.600 GHz	19.100 GHz	1.000 MHz	15.93242 GHz	-29.48 dBm	-16.48 dB

Date: 7.MAR.2020 22:50:54

Middle Channel

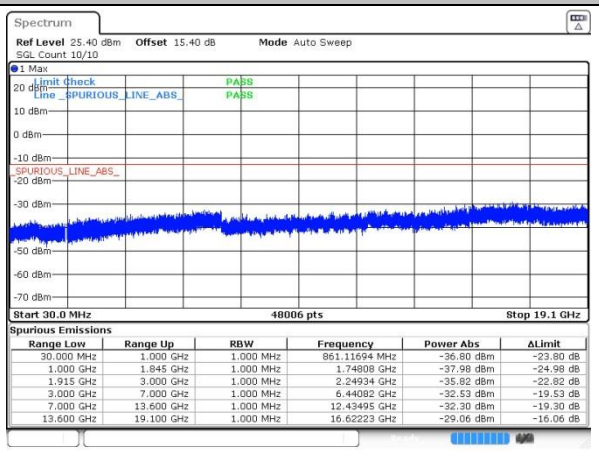

Spurious Emissions

Range Low	Range Up	RBW	Frequency	Power Abs	ΔLimit
30.000 MHz	1.000 GHz	1.000 MHz	861.11694 MHz	-36.80 dBm	-23.80 dB
1.000 GHz	1.845 GHz	1.000 MHz	1.74808 GHz	-37.98 dBm	-24.98 dB
1.915 GHz	3.000 GHz	1.000 MHz	2.24934 GHz	-35.82 dBm	-22.82 dB
3.000 GHz	7.000 GHz	1.000 MHz	6.44082 GHz	-32.53 dBm	-19.53 dB
7.000 GHz	13.600 GHz	1.000 MHz	12.43495 GHz	-32.30 dBm	-19.30 dB
13.600 GHz	19.100 GHz	1.000 MHz	16.62223 GHz	-29.06 dBm	-16.06 dB

Date: 7.MAR.2020 22:52:20

Highest Channel

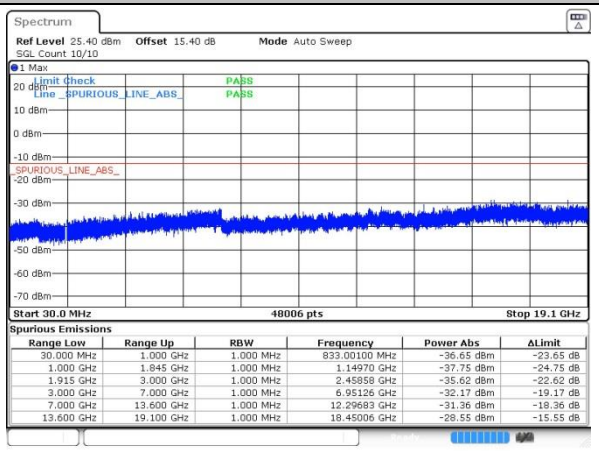

Spurious Emissions

Range Low	Range Up	RBW	Frequency	Power Abs	ΔLimit
30.000 MHz	1.000 GHz	1.000 MHz	833.00100 MHz	-36.65 dBm	-23.65 dB
1.000 GHz	1.845 GHz	1.000 MHz	1.14970 GHz	-37.75 dBm	-24.75 dB
1.915 GHz	3.000 GHz	1.000 MHz	2.45858 GHz	-35.62 dBm	-22.62 dB
3.000 GHz	7.000 GHz	1.000 MHz	6.95126 GHz	-32.17 dBm	-19.17 dB
7.000 GHz	13.600 GHz	1.000 MHz	12.29683 GHz	-31.36 dBm	-18.36 dB
13.600 GHz	19.100 GHz	1.000 MHz	18.45006 GHz	-28.55 dBm	-15.55 dB

Date: 7.MAR.2020 22:57:51

Frequency Stability

Test Conditions	Middle Channel	CDMA BC0 (1xRTT Rev. A)	Limit 2.5ppm
Temperature (°C)	Voltage (Volt)	Deviation (ppm)	Result
50	Normal Voltage	0.0142	PASS
40	Normal Voltage	0.0131	
30	Normal Voltage	0.0072	
20(Ref.)	Normal Voltage	0.0000	
10	Normal Voltage	0.0048	
0	Normal Voltage	0.0167	
-10	Normal Voltage	0.0036	
-20	Normal Voltage	0.0097	
-30	Normal Voltage	0.0072	
20	Maximum Voltage	0.0108	
20	Normal Voltage	0.0012	
20	Battery End Point	0.0106	

Note: Normal Voltage = 3.85V；Battery End Point (BEP) = 3.65V.；Maximum Voltage =4.4V

Test Conditions	Middle Channel	CDMA BC1 (1xRTT Rev. A)	Limit Note 2.
Temperature (°C)	Voltage (Volt)	Deviation (ppm)	Result
50	Normal Voltage	0.0090	PASS
40	Normal Voltage	0.0043	
30	Normal Voltage	0.0102	
20(Ref.)	Normal Voltage	0.0000	
10	Normal Voltage	0.0027	
0	Normal Voltage	0.0032	
-10	Normal Voltage	0.0049	
-20	Normal Voltage	0.0000	
-30	Normal Voltage	0.0038	
20	Maximum Voltage	0.0074	
20	Normal Voltage	0.0021	
20	Battery End Point	0.0086	

Note:

1. Normal Voltage = 3.85V；Battery End Point (BEP) = 3.65V.；Maximum Voltage =4.4V
2. The frequency fundamental emissions stay within the authorized frequency block based on the frequency deviation measured is small.

Appendix B. Test Results of Radiated Test

Radiated Spurious Emission

GSM850 (GSM)								
Channel	Frequency (MHz)	ERP (dBm)	Limit (dBm)	Over Limit (dB)	S.G. Power (dBm)	TX Cable loss (dB)	TX Antenna Gain (dBi)	Polarization (H/V)
Lowest	1648	-44.68	-13	-31.68	-51.65	1.58	10.70	H
	2472	-25.70	-13	-12.70	-33.95	2.102	12.50	H
	3294	-53.04	-13	-40.04	-61.93	2.856	13.90	H
	4122	-50.91	-13	-37.91	-59.37	2.689	13.30	H
	4944	-52.06	-13	-39.06	-59.82	3.093	13.00	H
	5766	-50.20	-13	-37.20	-58.97	3.178	14.10	H
	1648	-41.47	-13	-28.47	-48.44	1.58	10.70	V
	2472	-23.14	-13	-10.14	-31.39	2.10	12.50	V
	3294	-47.00	-13	-34.00	-55.89	2.86	13.90	V
	4122	-44.97	-13	-31.97	-53.43	2.69	13.30	V
	4944	-44.44	-13	-31.44	-52.20	3.09	13.00	V
	5766	-50.49	-13	-37.49	-59.26	3.18	14.10	V
Middle	1672	-43.32	-13	-30.32	-50.29	1.58	10.70	H
	2510	-26.91	-13	-13.91	-35.16	2.102	12.50	H
	3348	-45.90	-13	-32.90	-54.79	2.856	13.90	H
	4182	-58.18	-13	-45.18	-66.64	2.689	13.30	H
	5016	-52.68	-13	-39.68	-60.44	3.093	13.00	H
	5856	-49.63	-13	-36.63	-58.40	3.178	14.10	H
	1672	-44.10	-13	-31.10	-51.07	1.58	10.70	V
	2510	-27.39	-13	-14.39	-35.64	2.10	12.50	V
	3348	-53.02	-13	-40.02	-61.91	2.86	13.90	V
	4182	-46.72	-13	-33.72	-55.18	2.69	13.30	V
	5016	-44.92	-13	-31.92	-52.68	3.09	13.00	V
	5856	-50.41	-13	-37.41	-59.18	3.18	14.10	V
	6690	-53.18	-13	-40.18	-60.42	3.31	12.70	V
Highest	1698	-46.32	-13	-33.32	-53.29	1.58	10.70	H
	2546	-33.77	-13	-20.77	-42.02	2.102	12.50	H
	3396	-53.40	-13	-40.40	-62.29	2.856	13.90	H
	4242	-56.03	-13	-43.03	-64.49	2.689	13.30	H
	5094	-54.06	-13	-41.06	-61.82	3.093	13.00	H
	1698	-48.47	-13	-35.47	-55.44	1.58	10.70	V
	2546	-34.25	-13	-21.25	-42.50	2.10	12.50	V
	3396	-56.10	-13	-43.10	-64.99	2.86	13.90	V
	4242	-50.21	-13	-37.21	-58.67	2.69	13.30	V
	5094	-55.48	-13	-42.48	-63.24	3.09	13.00	V

Remark: Spurious emissions within 30-1000MHz were found more than 20dB below limit line.

GSM850 (EDGE 1 Tx slots)								
Channel	Frequency (MHz)	ERP (dBm)	Limit (dBm)	Over Limit (dB)	S.G. Power (dBm)	TX Cable loss (dB)	TX Antenna Gain (dBi)	Polarization (H/V)
Lowest	1648	-44.43	-13	-31.43	-51.40	1.58	10.70	H
	2472	-26.72	-13	-13.72	-34.97	2.102	12.50	H
	3294	-54.65	-13	-41.65	-63.54	2.856	13.90	H
	4122	-53.97	-13	-40.97	-62.43	2.689	13.30	H
	4944	-48.94	-13	-35.94	-56.70	3.093	13.00	H
	5772	-50.08	-13	-37.08	-58.85	3.178	14.10	H
	1648	-45.42	-13	-32.42	-52.39	1.58	10.70	V
	2472	-21.62	-13	-8.62	-29.87	2.10	12.50	V
	3294	-43.17	-13	-30.17	-52.06	2.86	13.90	V
	4122	-40.57	-13	-27.57	-49.03	2.69	13.30	V
	4944	-47.03	-13	-34.03	-54.79	3.09	13.00	V
	5766	-48.43	-13	-35.43	-57.20	3.18	14.10	V
Middle	1672	-44.43	-13	-31.43	-51.40	1.58	10.70	H
	2510	-27.64	-13	-14.64	-35.89	2.102	12.50	H
	3345.6	-54.51	-13	-41.51	-63.40	2.856	13.90	H
	4182	-55.34	-13	-42.34	-63.80	2.689	13.30	H
	5016	-52.77	-13	-39.77	-60.53	3.093	13.00	H
	1672	-44.63	-13	-31.63	-51.60	1.58	10.70	V
	2510	-27.21	-13	-14.21	-35.46	2.10	12.50	V
	3348	-53.82	-13	-40.82	-62.71	2.86	13.90	V
	4182	-46.49	-13	-33.49	-54.95	2.69	13.30	V
	5016	-50.98	-13	-37.98	-58.74	3.09	13.00	V
	5856	-44.10	-13	-31.10	-52.87	3.18	14.10	V
Highest	1698	-47.18	-13	-34.18	-54.15	1.58	10.70	H
	2546	-33.52	-13	-20.52	-41.77	2.102	12.50	H
	3396	-56.63	-13	-43.63	-65.52	2.856	13.90	H
	1698	-47.38	-13	-34.38	-54.35	1.58	10.70	V
	2546	-35.11	-13	-22.11	-43.36	2.10	12.50	V
	3396	-56.80	-13	-43.80	-65.69	2.86	13.90	V
	4242	-45.33	-13	-32.33	-53.79	2.69	13.30	V
	5094	-51.30	-13	-38.30	-59.06	3.09	13.00	V

Remark: Spurious emissions within 30-1000MHz were found more than 20dB below limit line.

GSM1900 (GSM)								
Channel	Frequency (MHz)	EIRP (dBm)	Limit (dBm)	Over Limit (dB)	S.G. Power (dBm)	TX Cable loss (dB)	TX Antenna Gain (dBi)	Polarization (H/V)
Lowest	3699	-57.55	-13	-44.55	-69.81	2.641	14.90	H
	5550.6	-55.47	-13	-42.47	-67.33	2.94	14.80	H
	7400.8	-50.12	-13	-37.12	-59.89	3.39	13.16	H
	3699	-57.43	-13	-44.43	-69.69	2.64	14.90	V
	5550	-55.39	-13	-42.39	-67.25	2.94	14.80	V
	7400.8	-49.74	-13	-36.74	-59.51	3.39	13.16	V
Middle	3759	-57.20	-13	-44.20	-69.46	2.641	14.90	H
	5640	-55.13	-13	-42.13	-66.99	2.94	14.80	H
	7520	-50.28	-13	-37.28	-60.05	3.39	13.16	H
	3759	-56.88	-13	-43.88	-69.14	2.64	14.90	V
	5640	-55.01	-13	-42.01	-66.87	2.94	14.80	V
	7520	-49.65	-13	-36.65	-59.42	3.39	13.16	V
Highest	3819	-57.58	-13	-44.58	-69.84	2.641	14.90	H
	5730	-55.58	-13	-42.58	-67.44	2.94	14.80	H
	7639.2	-50.23	-13	-37.23	-60.00	3.39	13.16	H
	3819	-57.34	-13	-44.34	-69.60	2.64	14.90	V
	5730	-55.02	-13	-42.02	-66.88	2.94	14.80	V
	7639.2	-49.58	-13	-36.58	-59.35	3.39	13.16	V

Remark: Spurious emissions within 30-1000MHz were found more than 20dB below limit line.

GSM1900 (EDGE 1 Tx slots)								
Channel	Frequency (MHz)	EIRP (dBm)	Limit (dBm)	Over Limit (dB)	S.G. Power (dBm)	TX Cable loss (dB)	TX Antenna Gain (dBi)	Polarization (H/V)
Lowest	3699	-57.76	-13	-44.76	-70.02	2.641	14.90	H
	5550	-55.16	-13	-42.16	-67.02	2.94	14.80	H
	7400.8	-50.26	-13	-37.26	-60.03	3.39	13.16	H
	3699	-57.22	-13	-44.22	-69.48	2.64	14.90	V
	5550	-55.20	-13	-42.20	-67.06	2.94	14.80	V
	7400.8	-49.76	-13	-36.76	-59.53	3.39	13.16	V
Middle	3759	-57.21	-13	-44.21	-69.47	2.641	14.90	H
	5640	-55.11	-13	-42.11	-66.97	2.94	14.80	H
	7520	-50.33	-13	-37.33	-60.10	3.39	13.16	H
	3759	-56.96	-13	-43.96	-69.22	2.64	14.90	V
	5640	-54.56	-13	-41.56	-66.42	2.94	14.80	V
	7520	-49.55	-13	-36.55	-59.32	3.39	13.16	V
Highest	3819	-57.62	-13	-44.62	-69.88	2.641	14.90	H
	5730	-55.53	-13	-42.53	-67.39	2.94	14.80	H
	7639.2	-50.32	-13	-37.32	-60.09	3.39	13.16	H
	3819	-57.11	-13	-44.11	-69.37	2.64	14.90	V
	5730	-55.04	-13	-42.04	-66.90	2.94	14.80	V
	7639.2	-49.64	-13	-36.64	-59.41	3.39	13.16	V

Remark: Spurious emissions within 30-1000MHz were found more than 20dB below limit line.

WCDMA Band V(RMC 12.2Kbps)								
Channel	Frequency (MHz)	ERP (dBm)	Limit (dBm)	Over Limit (dB)	S.G. Power (dBm)	TX Cable loss (dB)	TX Antenna Gain (dBi)	Polarization (H/V)
Lowest	1652	-61.46	-13	-48.46	-68.43	1.58	10.70	H
	2479.2	-50.15	-13	-37.15	-58.40	2.102	12.50	H
	3306	-63.84	-13	-50.84	-72.73	2.856	13.90	H
	1652	-60.50	-13	-47.50	-67.47	1.58	10.70	V
	2480	-49.81	-13	-36.81	-58.06	2.10	12.50	V
	3306	-63.65	-13	-50.65	-72.54	2.86	13.90	V
Middle	1672	-59.85	-13	-46.85	-66.82	1.58	10.70	H
	2506	-48.10	-13	-35.10	-56.35	2.102	12.50	H
	3345.6	-64.33	-13	-51.33	-73.22	2.856	13.90	H
	1672	-58.75	-13	-45.75	-65.72	1.58	10.70	V
	2506	-48.78	-13	-35.78	-57.03	2.10	12.50	V
	3345.6	-63.62	-13	-50.62	-72.51	2.86	13.90	V
Highest	1694	-69.51	-13	-56.51	-76.48	1.58	10.70	H
	2539.8	-65.48	-13	-52.48	-73.73	2.102	12.50	H
	3384	-63.74	-13	-50.74	-72.63	2.856	13.90	H
	1692	-59.71	-13	-46.71	-66.68	1.58	10.70	V
	2536	-50.53	-13	-37.53	-58.78	2.10	12.50	V
	3384	-64.00	-13	-51.00	-72.89	2.86	13.90	V

Remark: Spurious emissions within 30-1000MHz were found more than 20dB below limit line.

WCDMA Band II(RMC 12.2Kbps)								
Channel	Frequency (MHz)	EIRP (dBm)	Limit (dBm)	Over Limit (dB)	S.G. Power (dBm)	TX Cable loss (dB)	TX Antenna Gain (dBi)	Polarization (H/V)
Lowest	3705	-56.54	-13	-43.54	-68.80	2.641	14.90	H
	5557.2	-54.42	-13	-41.42	-66.28	2.94	14.80	H
	7409.6	-50.38	-13	-37.38	-60.15	3.39	13.16	H
	3705	-55.07	-13	-42.07	-67.33	2.64	14.90	V
	5556	-54.58	-13	-41.58	-66.44	2.94	14.80	V
	7409.6	-50.10	-13	-37.10	-59.87	3.39	13.16	V
Middle	3759	-56.27	-13	-43.27	-68.53	2.641	14.90	H
	5640	-54.59	-13	-41.59	-66.45	2.94	14.80	H
	7520	-50.42	-13	-37.42	-60.19	3.39	13.16	H
	3759	-55.55	-13	-42.55	-67.81	2.64	14.90	V
	5640	-54.63	-13	-41.63	-66.49	2.94	14.80	V
	7520	-49.61	-13	-36.61	-59.38	3.39	13.16	V
Highest	3816	-56.89	-13	-43.89	-69.15	2.641	14.90	H
	5723	-54.71	-13	-41.71	-66.57	2.94	14.80	H
	7630.4	-50.11	-13	-37.11	-59.88	3.39	13.16	H
	3816	-56.01	-13	-43.01	-68.27	2.64	14.90	V
	5723	-54.64	-13	-41.64	-66.50	2.94	14.80	V
	7630.4	-49.06	-13	-36.06	-58.83	3.39	13.16	V

Remark: Spurious emissions within 30-1000MHz were found more than 20dB below limit line.

WCDMA Band IV(RMC 12.2Kbps)								
Channel	Frequency (MHz)	EIRP (dBm)	Limit (dBm)	Over Limit (dB)	S.G. Power (dBm)	TX Cable loss (dB)	TX Antenna Gain (dBi)	Polarization (H/V)
Lowest	3426	-59.43	-13	-46.43	-70.17	2.604	13.34	H
	5136	-55.99	-13	-42.99	-66.50	3.011	13.52	H
	6849.6	-53.37	-13	-40.37	-63.57	3.271	13.47	H
	3426	-58.94	-13	-45.94	-69.68	2.604	13.34	V
	5137.2	-55.56	-13	-42.56	-66.07	3.011	13.52	V
	6849.6	-52.78	-13	-39.78	-62.98	3.271	13.47	V
Middle	3465.2	-58.26	-13	-45.26	-69.00	2.604	13.34	H
	5196	-56.31	-13	-43.31	-66.82	3.011	13.52	H
	6930	-52.80	-13	-39.80	-63.00	3.271	13.47	H
	3465.2	-59.29	-13	-46.29	-70.03	2.604	13.34	V
	5196	-56.24	-13	-43.24	-66.75	3.011	13.52	V
	6930	-52.48	-13	-39.48	-62.68	3.271	13.47	V
Highest	3504	-59.99	-13	-46.99	-70.73	2.604	13.34	H
	5256	-56.19	-13	-43.19	-66.70	3.011	13.52	H
	7010.4	-51.35	-13	-38.35	-61.55	3.271	13.47	H
	3504	-58.21	-13	-45.21	-68.95	2.604	13.34	V
	5256	-56.07	-13	-43.07	-66.58	3.011	13.52	V
	7010.4	-51.36	-13	-38.36	-61.56	3.271	13.47	V

Remark: Spurious emissions within 30-1000MHz were found more than 20dB below limit line.

CDMA BC0(1xRTT)								
Channel	Frequency (MHz)	ERP (dBm)	Limit (dBm)	Over Limit (dB)	S.G. Power (dBm)	TX Cable loss (dB)	TX Antenna Gain (dBi)	Polarization (H/V)
Lowest	1650	-60.60	-13	-47.60	-67.57	1.58	10.70	H
	2474	-49.19	-13	-36.19	-57.44	2.102	12.50	H
	3300	-63.49	-13	-50.49	-72.38	2.856	13.90	H
	1650	-59.28	-13	-46.28	-66.25	1.58	10.70	V
	2474	-48.04	-13	-35.04	-56.29	2.10	12.50	V
	3300	-63.49	-13	-50.49	-72.38	2.86	13.90	V
Middle	1672	-60.06	-13	-47.06	-67.03	1.58	10.70	H
	2510	-54.41	-13	-41.41	-62.66	2.102	12.50	H
	3348	-63.77	-13	-50.77	-72.66	2.856	13.90	H
	1672	-62.97	-13	-49.97	-69.94	1.58	10.70	V
	2510	-53.26	-13	-40.26	-61.51	2.10	12.50	V
	3348	-63.57	-13	-50.57	-72.46	2.86	13.90	V
Highest	1696	-60.38	-13	-47.38	-67.35	1.58	10.70	H
	2544	-63.25	-13	-50.25	-71.50	2.102	12.50	H
	3396	-63.64	-13	-50.64	-72.53	2.856	13.90	H
	1696	-63.97	-13	-50.97	-70.94	1.58	10.70	V
	2544	-62.69	-13	-49.69	-70.94	2.10	12.50	V
	3396	-63.59	-13	-50.59	-72.48	2.86	13.90	V

Remark: Spurious emissions within 30-1000MHz were found more than 20dB below limit line.

CDMA BC1(1xRTT)								
Channel	Frequency (MHz)	EIRP (dBm)	Limit (dBm)	Over Limit (dB)	S.G. Power (dBm)	TX Cable loss (dB)	TX Antenna Gain (dBi)	Polarization (H/V)
Lowest	3702.5	-57.54	-13	-44.54	-69.80	2.641	14.90	H
	5553.75	-55.14	-13	-42.14	-67.00	2.94	14.80	H
	7404	-50.59	-13	-37.59	-60.36	3.39	13.16	H
	3702	-57.03	-13	-44.03	-69.29	2.64	14.90	V
	5553.75	-54.95	-13	-41.95	-66.81	2.94	14.80	V
	7405	-50.02	-13	-37.02	-59.79	3.39	13.16	V
Middle	3760	-55.99	-13	-42.99	-68.25	2.641	14.90	H
	5640	-51.30	-13	-38.30	-63.16	2.94	14.80	H
	7520	-50.17	-13	-37.17	-59.94	3.39	13.16	H
	3760	-54.84	-13	-41.84	-67.10	2.64	14.90	V
	5640	-54.38	-13	-41.38	-66.24	2.94	14.80	V
	7520	-49.64	-13	-36.64	-59.41	3.39	13.16	V
Highest	3816	-57.30	-13	-44.30	-69.56	2.641	14.90	H
	5726.4	-55.24	-13	-42.24	-67.10	2.94	14.80	H
	7635.2	-50.47	-13	-37.47	-60.24	3.39	13.16	H
	3817.6	-57.19	-13	-44.19	-69.45	2.64	14.90	V
	5726.4	-54.77	-13	-41.77	-66.63	2.94	14.80	V
	7638	-49.83	-13	-36.83	-59.60	3.39	13.16	V

Remark: Spurious emissions within 30-1000MHz were found more than 20dB below limit line.