WCDMA Band IV (RMC 12.2Kbps)

Lowest Channel

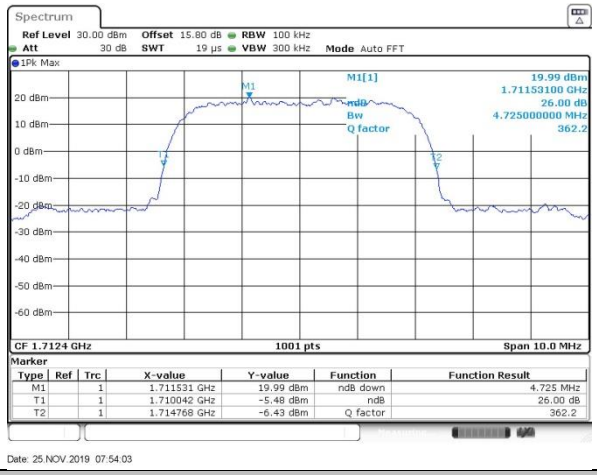

Middle Channel

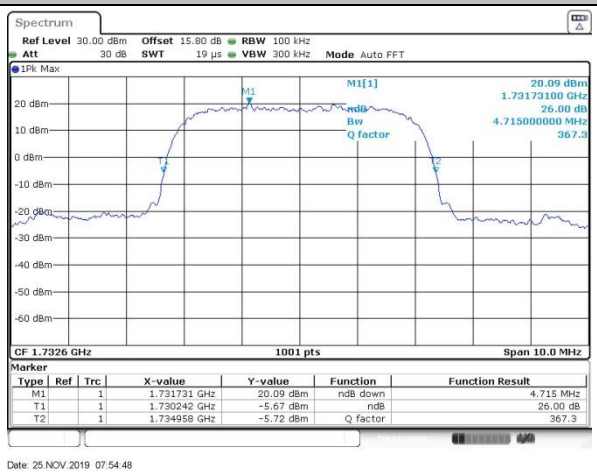

Highest Channel

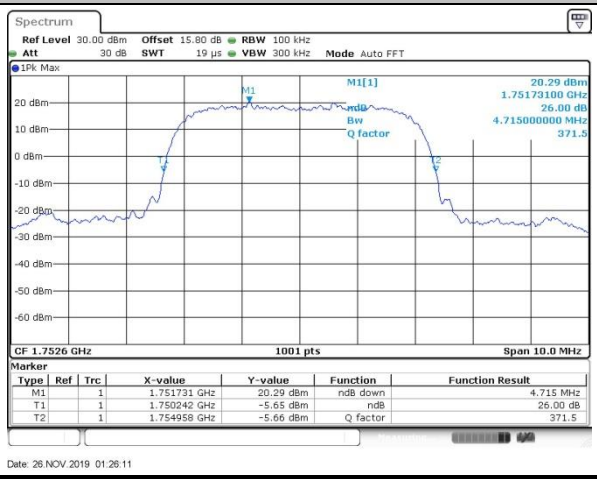

Occupied Bandwidth

Mode	WCDMA Band V	WCDMA Band II	WCDMA Band IV
Mod.	RMC 12.2Kbps	RMC 12.2Kbps	RMC 12.2Kbps
Lowest CH	4.166	4.156	4.156
Middle CH	4.156	4.166	4.166
Highest CH	4.156	4.156	4.166

WCDMA Band V (RMC 12.2Kbps)

Lowest Channel

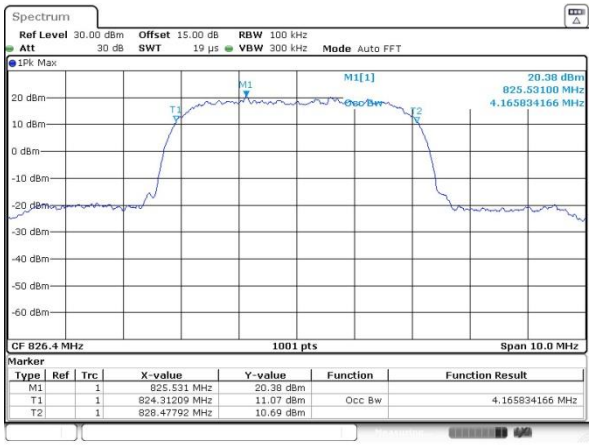

Date: 25.NOV.2019 07:41:06

Middle Channel

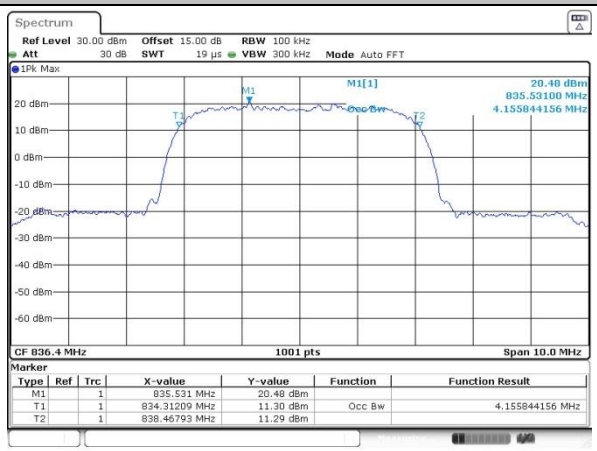

Date: 25.NOV.2019 07:41:42

Highest Channel

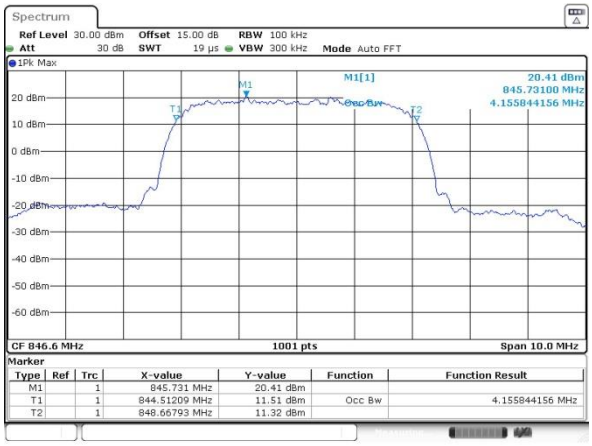

Date: 25.NOV.2019 07:42:16

WCDMA Band II (RMC 12.2Kbps)

Lowest Channel

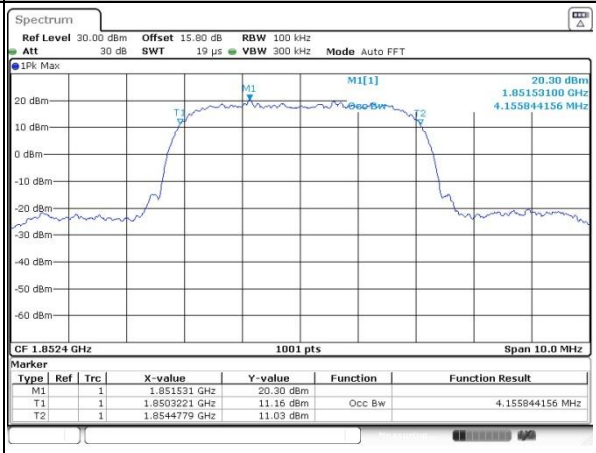

Date: 25.NOV.2019 08:44:07

Middle Channel

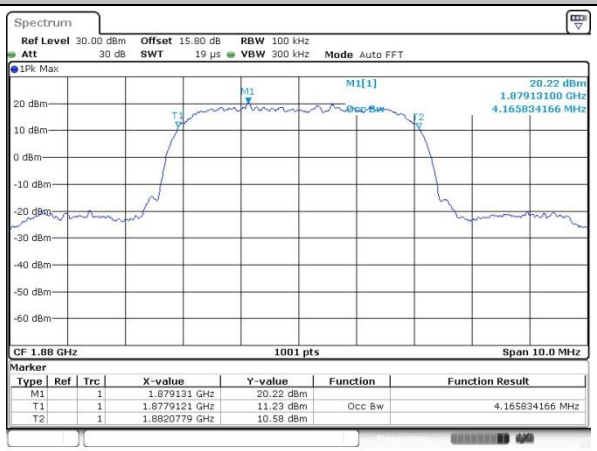

Date: 26.NOV.2019 01:19:06

Highest Channel

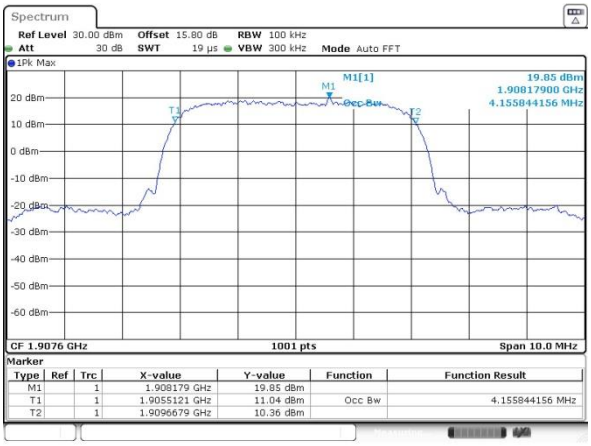

Date: 25.NOV.2019 08:44:55

WCDMA Band IV (RMC 12.2Kbps)

Lowest Channel

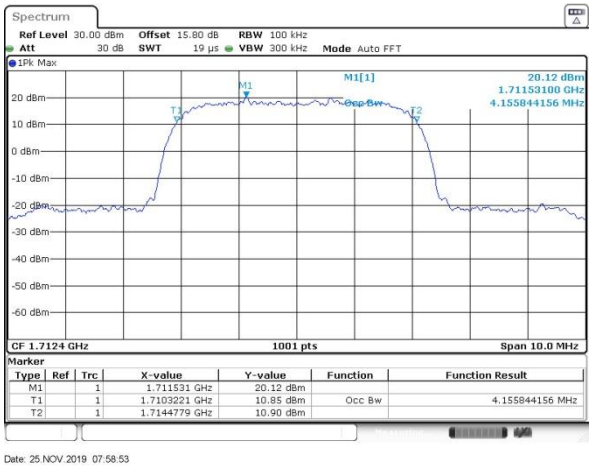

Middle Channel

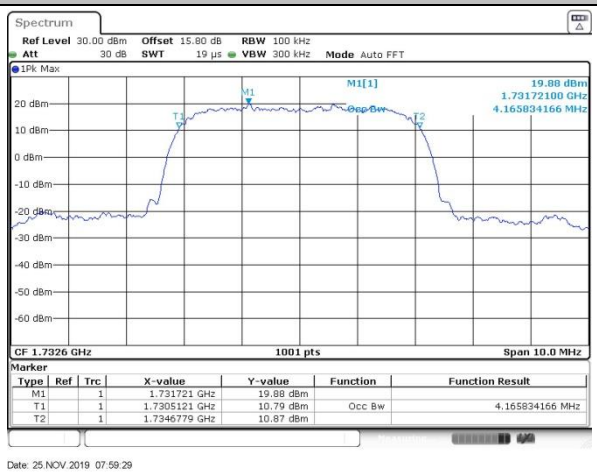

Highest Channel

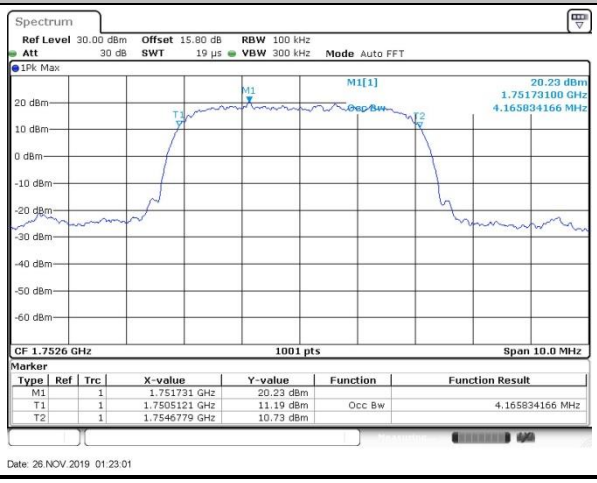

Conducted Band Edge

WCDMA Band V (RMC 12.2Kbps)

Lowest Band Edge

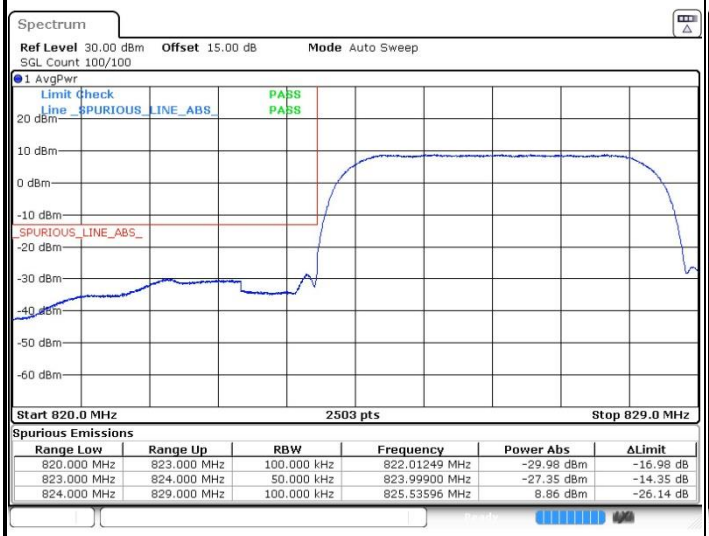

Spurious Emissions

Range Low	Range Up	RBW	Frequency	Power Abs	ΔLimit
820.000 MHz	823.000 MHz	100.000 kHz	822.01249 MHz	-29.98 dBm	-16.98 dB
823.000 MHz	824.000 MHz	50.000 kHz	823.99900 MHz	-27.35 dBm	-14.35 dB
824.000 MHz	829.000 MHz	100.000 kHz	825.53596 MHz	8.86 dBm	-26.14 dB

Date: 25.NOV.2019 07:45:03

Highest Band Edge

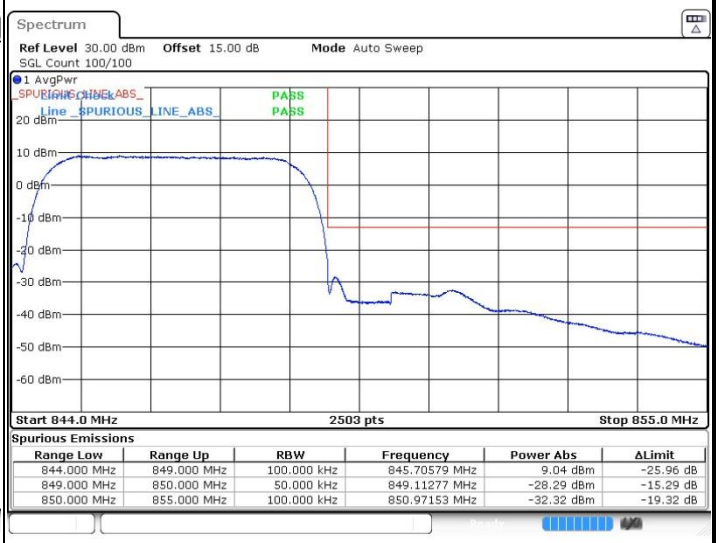

Spurious Emissions

Range Low	Range Up	RBW	Frequency	Power Abs	ΔLimit
844.000 MHz	849.000 MHz	100.000 kHz	845.70579 MHz	9.04 dBm	-25.96 dB
849.000 MHz	850.000 MHz	50.000 kHz	849.11277 MHz	-28.29 dBm	-15.29 dB
850.000 MHz	855.000 MHz	100.000 kHz	850.97153 MHz	-32.32 dBm	-19.32 dB

Date: 25.NOV.2019 07:47:48

WCDMA Band II (RMC 12.2Kbps)

Lowest Band Edge

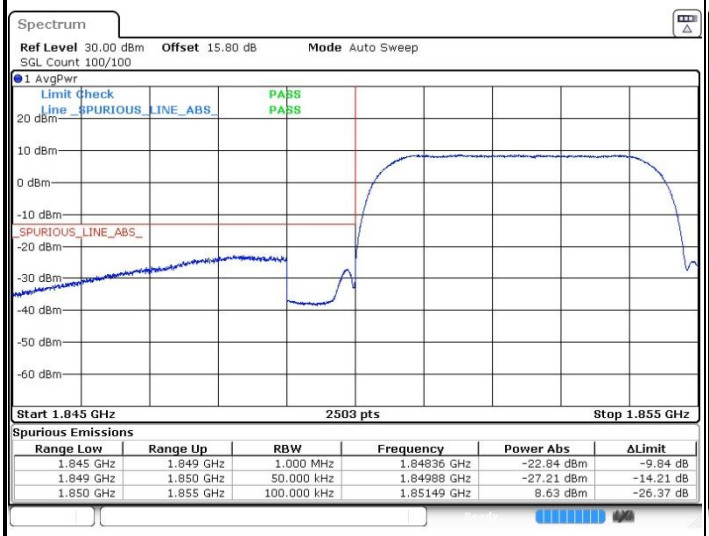

Spurious Emissions

Range Low	Range Up	RBW	Frequency	Power Abs	ΔLimit
1.845 GHz	1.849 GHz	1.000 MHz	1.84836 GHz	-22.84 dBm	-9.84 dB
1.849 GHz	1.850 GHz	50.000 kHz	1.84988 GHz	-27.21 dBm	-14.21 dB
1.850 GHz	1.855 GHz	100.000 kHz	1.85149 GHz	8.63 dBm	-26.37 dB

Date: 25.NOV.2019 08:37:13

Highest Band Edge

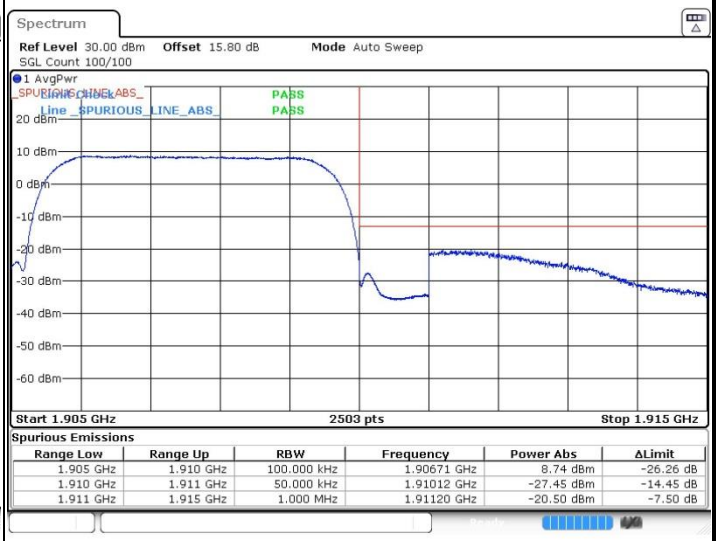

Spurious Emissions

Range Low	Range Up	RBW	Frequency	Power Abs	ΔLimit
1.905 GHz	1.910 GHz	100.000 kHz	1.90671 GHz	8.74 dBm	-26.26 dB
1.910 GHz	1.911 GHz	50.000 kHz	1.91012 GHz	-27.45 dBm	-14.45 dB
1.911 GHz	1.915 GHz	1.000 MHz	1.91120 GHz	-20.50 dBm	-7.50 dB

Date: 25.NOV.2019 08:40:01

WCDMA Band IV (RMC 12.2Kbps)

Lowest Band Edge

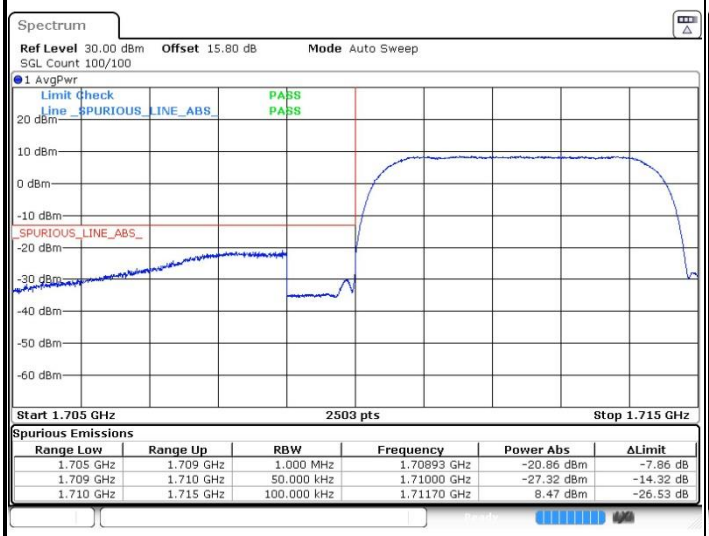

Spurious Emissions

Range Low	Range Up	RBW	Frequency	Power Abs	ΔLimit
1.705 GHz	1.709 GHz	1.000 MHz	1.70893 GHz	-20.86 dBm	-7.86 dB
1.709 GHz	1.710 GHz	50.000 kHz	1.71000 GHz	-27.32 dBm	-14.32 dB
1.710 GHz	1.715 GHz	100.000 kHz	1.71170 GHz	8.47 dBm	-26.53 dB

Date: 25.NOV.2019 08:02:52

Highest Band Edge

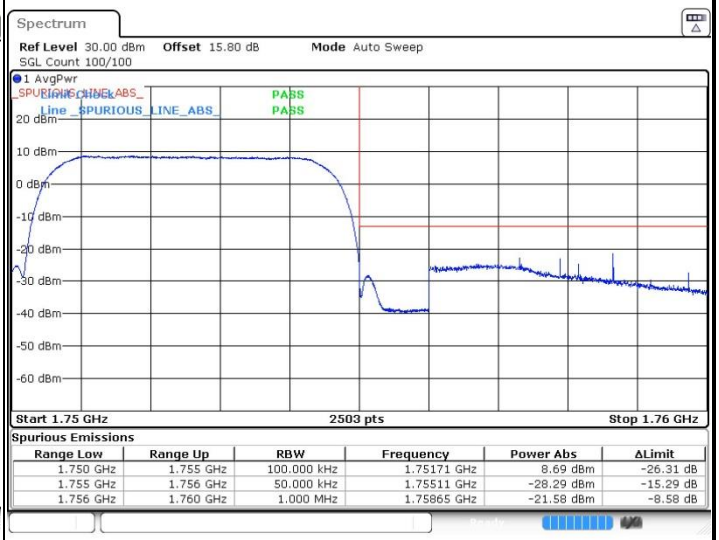

Spurious Emissions

Range Low	Range Up	RBW	Frequency	Power Abs	ΔLimit
1.750 GHz	1.755 GHz	100.000 kHz	1.75171 GHz	8.69 dBm	-26.31 dB
1.755 GHz	1.756 GHz	50.000 kHz	1.75511 GHz	-28.29 dBm	-15.29 dB
1.756 GHz	1.760 GHz	1.000 MHz	1.75865 GHz	-21.58 dBm	-8.58 dB

Date: 25.NOV.2019 08:05:39

Conducted Spurious Emission

WCDMA Band V (RMC 12.2Kbps)

Lowest Channel

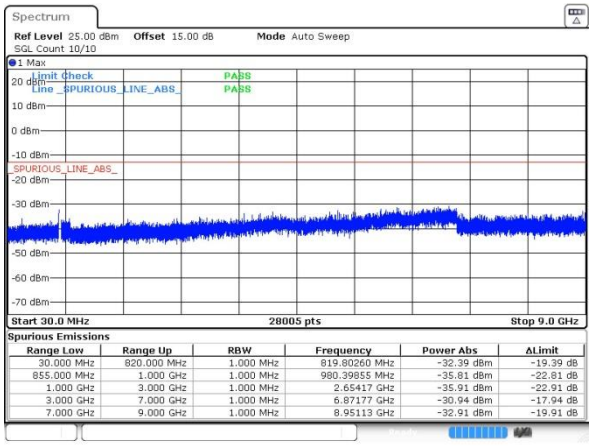

Spurious Emissions

Range Low	Range Up	RBW	Frequency	Power Abs	ΔLimit
30.000 MHz	820.000 MHz	1.000 MHz	819.80260 MHz	-32.39 dBm	-19.39 dB
855.000 MHz	1.000 GHz	1.000 MHz	980.39855 MHz	-35.81 dBm	-22.81 dB
1.000 GHz	3.000 GHz	1.000 MHz	2.65417 GHz	-35.91 dBm	-22.91 dB
3.000 GHz	7.000 GHz	1.000 MHz	6.87177 GHz	-30.94 dBm	-17.94 dB
7.000 GHz	9.000 GHz	1.000 MHz	8.95113 GHz	-32.91 dBm	-19.91 dB

Date: 25.NOV.2019 07:49:10

Middle Channel

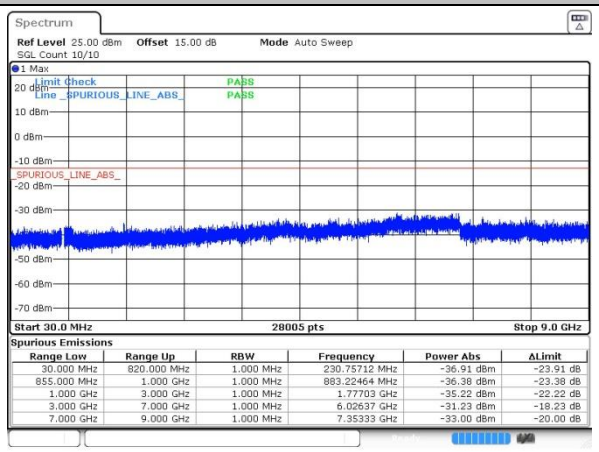

Spurious Emissions

Range Low	Range Up	RBW	Frequency	Power Abs	ΔLimit
30.000 MHz	820.000 MHz	1.000 MHz	230.75712 MHz	-36.91 dBm	-23.91 dB
855.000 MHz	1.000 GHz	1.000 MHz	883.22464 MHz	-36.38 dBm	-23.38 dB
1.000 GHz	3.000 GHz	1.000 MHz	1.77703 GHz	-35.22 dBm	-22.22 dB
3.000 GHz	7.000 GHz	1.000 MHz	6.02637 GHz	-31.23 dBm	-18.23 dB
7.000 GHz	9.000 GHz	1.000 MHz	7.35333 GHz	-33.00 dBm	-20.00 dB

Date: 25.NOV.2019 07:50:32

Highest Channel

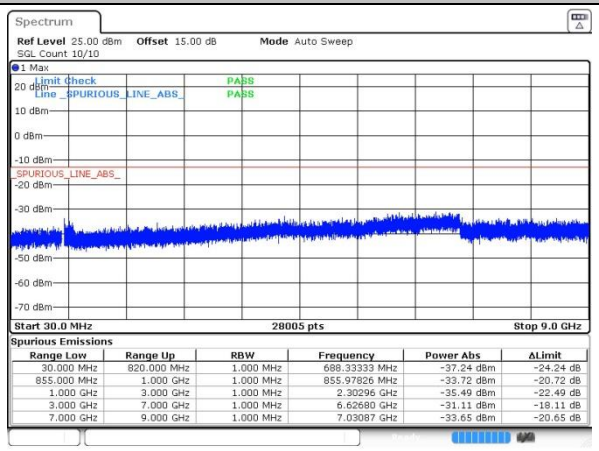

Spurious Emissions

Range Low	Range Up	RBW	Frequency	Power Abs	ΔLimit
30.000 MHz	820.000 MHz	1.000 MHz	688.33333 MHz	-37.24 dBm	-24.24 dB
855.000 MHz	1.000 GHz	1.000 MHz	855.97826 MHz	-33.72 dBm	-20.72 dB
1.000 GHz	3.000 GHz	1.000 MHz	2.30296 GHz	-35.49 dBm	-22.49 dB
3.000 GHz	7.000 GHz	1.000 MHz	6.62680 GHz	-31.11 dBm	-18.11 dB
7.000 GHz	9.000 GHz	1.000 MHz	7.03087 GHz	-33.65 dBm	-20.65 dB

Date: 25.NOV.2019 07:51:54

WCDMA Band II (RMC 12.2Kbps)

Lowest Channel

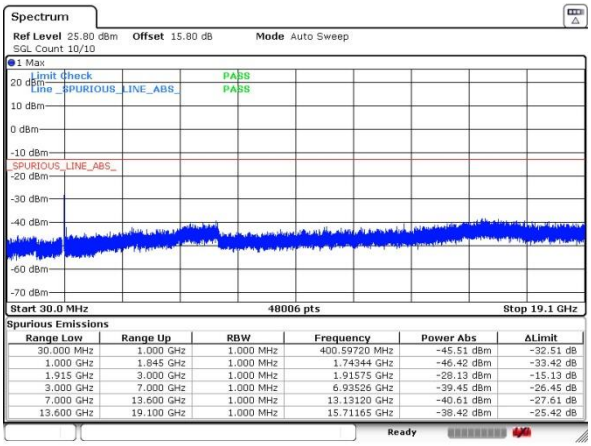

Spurious Emissions

Range Low	Range Up	RBW	Frequency	Power Abs	ΔLimit
30.000 MHz	1.000 GHz	1.000 MHz	400.59720 MHz	-45.51 dBm	-32.51 dB
1.000 GHz	1.845 GHz	1.000 MHz	1.74344 GHz	-46.42 dBm	-33.42 dB
1.915 GHz	3.000 GHz	1.000 MHz	1.91575 GHz	-28.13 dBm	-15.13 dB
3.000 GHz	7.000 GHz	1.000 MHz	6.93526 GHz	-39.45 dBm	-26.45 dB
7.000 GHz	13.600 GHz	1.000 MHz	13.13120 GHz	-40.61 dBm	-27.61 dB
13.600 GHz	19.100 GHz	1.000 MHz	15.71165 GHz	-38.42 dBm	-25.42 dB

Date: 25.NOV.2019 08:43:04

Middle Channel

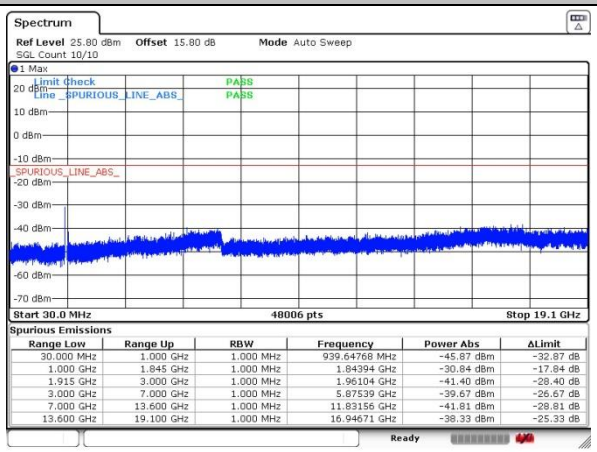

Spurious Emissions

Range Low	Range Up	RBW	Frequency	Power Abs	ΔLimit
30.000 MHz	1.000 GHz	1.000 MHz	939.64768 MHz	-45.87 dBm	-32.87 dB
1.000 GHz	1.845 GHz	1.000 MHz	1.84394 GHz	-30.84 dBm	-17.84 dB
1.915 GHz	3.000 GHz	1.000 MHz	1.96104 GHz	-41.40 dBm	-28.40 dB
3.000 GHz	7.000 GHz	1.000 MHz	5.87539 GHz	-39.67 dBm	-26.67 dB
7.000 GHz	13.600 GHz	1.000 MHz	11.83156 GHz	-41.81 dBm	-28.81 dB
13.600 GHz	19.100 GHz	1.000 MHz	16.94671 GHz	-38.33 dBm	-25.33 dB

Date: 25.NOV.2019 08:42:50

Highest Channel

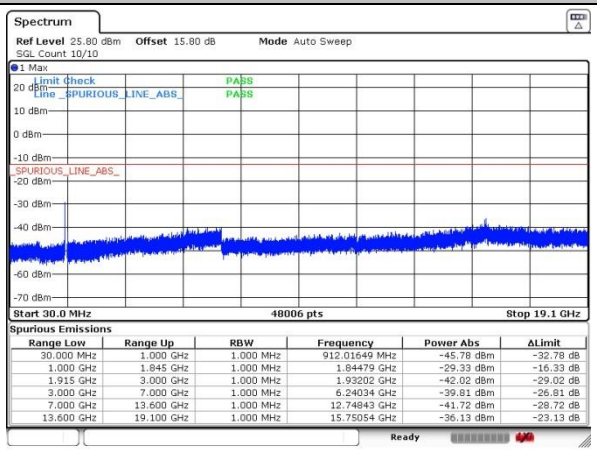

Spurious Emissions

Range Low	Range Up	RBW	Frequency	Power Abs	ΔLimit
30.000 MHz	1.000 GHz	1.000 MHz	912.01649 MHz	-45.78 dBm	-32.78 dB
1.000 GHz	1.845 GHz	1.000 MHz	1.84479 GHz	-29.33 dBm	-16.33 dB
1.915 GHz	3.000 GHz	1.000 MHz	1.93202 GHz	-42.02 dBm	-29.02 dB
3.000 GHz	7.000 GHz	1.000 MHz	6.24034 GHz	-39.81 dBm	-26.81 dB
7.000 GHz	13.600 GHz	1.000 MHz	12.74843 GHz	-41.72 dBm	-28.72 dB
13.600 GHz	19.100 GHz	1.000 MHz	15.75054 GHz	-36.13 dBm	-23.13 dB

Date: 25.NOV.2019 08:42:22

WCDMA Band IV (RMC 12.2Kbps)

Lowest Channel

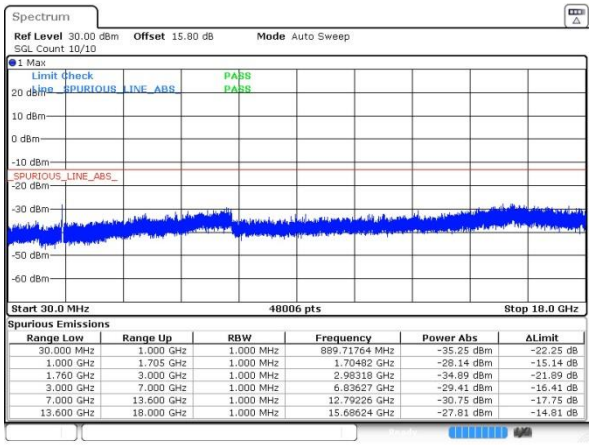

Spurious Emissions

Range Low	Range Up	RBW	Frequency	Power Abs	ΔLimit
30.000 MHz	1.000 GHz	1.000 MHz	889.71764 MHz	-35.25 dBm	-22.25 dB
1.000 GHz	1.705 GHz	1.000 MHz	1.70482 GHz	-28.14 dBm	-15.14 dB
1.760 GHz	3.000 GHz	1.000 MHz	2.98318 GHz	-34.89 dBm	-21.89 dB
3.000 GHz	7.000 GHz	1.000 MHz	6.83627 GHz	-29.41 dBm	-16.41 dB
7.000 GHz	13.600 GHz	1.000 MHz	12.79226 GHz	-30.75 dBm	-17.75 dB
13.600 GHz	18.000 GHz	1.000 MHz	15.68624 GHz	-27.81 dBm	-14.81 dB

Date: 25.NOV.2019 08:07:02

Middle Channel

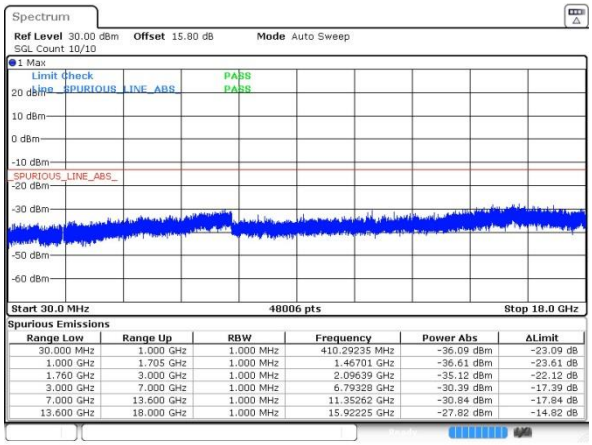

Spurious Emissions

Range Low	Range Up	RBW	Frequency	Power Abs	ΔLimit
30.000 MHz	1.000 GHz	1.000 MHz	410.29235 MHz	-36.09 dBm	-23.09 dB
1.000 GHz	1.705 GHz	1.000 MHz	1.46701 GHz	-36.61 dBm	-23.61 dB
1.760 GHz	3.000 GHz	1.000 MHz	2.09639 GHz	-35.12 dBm	-22.12 dB
3.000 GHz	7.000 GHz	1.000 MHz	6.79328 GHz	-30.39 dBm	-17.39 dB
7.000 GHz	13.600 GHz	1.000 MHz	11.35262 GHz	-30.84 dBm	-17.84 dB
13.600 GHz	18.000 GHz	1.000 MHz	15.92225 GHz	-27.82 dBm	-14.82 dB

Date: 25.NOV.2019 08:08:24

Highest Channel

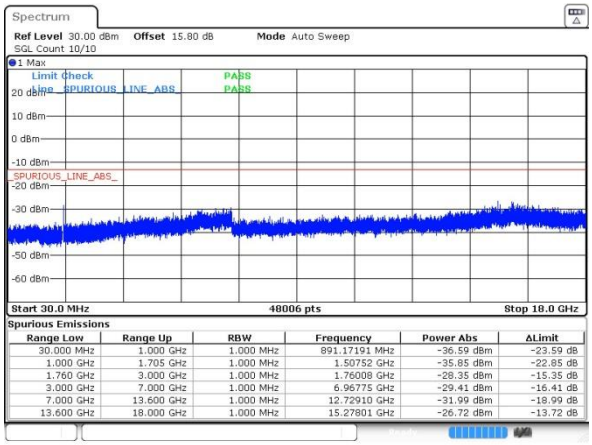

Spurious Emissions

Range Low	Range Up	RBW	Frequency	Power Abs	ΔLimit
30.000 MHz	1.000 GHz	1.000 MHz	891.17191 MHz	-36.59 dBm	-23.59 dB
1.000 GHz	1.705 GHz	1.000 MHz	1.50752 GHz	-35.85 dBm	-22.85 dB
1.760 GHz	3.000 GHz	1.000 MHz	1.76008 GHz	-28.35 dBm	-15.35 dB
3.000 GHz	7.000 GHz	1.000 MHz	6.96775 GHz	-29.41 dBm	-16.41 dB
7.000 GHz	13.600 GHz	1.000 MHz	12.72910 GHz	-31.99 dBm	-18.99 dB
13.600 GHz	18.000 GHz	1.000 MHz	15.27801 GHz	-26.72 dBm	-13.72 dB

Date: 25.NOV.2019 08:09:46

Frequency Stability

Test Conditions	Middle Channel	WCDMA Band V (RMC 12.2Kbps RMC 12.2Kbps)	Limit 2.5ppm
Temperature (°C)	Voltage (Volt)	Deviation (ppm)	Result
50	Normal Voltage	0.0068	PASS
40	Normal Voltage	0.0255	
30	Normal Voltage	0.0021	
20(Ref.)	Normal Voltage	0.0000	
10	Normal Voltage	0.0278	
0	Normal Voltage	0.0243	
-10	Normal Voltage	0.0068	
-20	Normal Voltage	0.0273	
-30	Normal Voltage	0.0036	
20	Maximum Voltage	0.0012	
20	Normal Voltage	0.0234	
20	Battery End Point	0.0263	

Note:

1. Normal Voltage = 3.8V. ；Battery End Point (BEP) =3.6 V.；Maximum Voltage =4.4V
2. The frequency fundamental emissions stay within the authorized frequency block based on the frequency deviation measured is small.

Test Conditions	Middle Channel	WCDMA Band II (RMC 12.2Kbps)	Limit Note 2.
Temperature (°C)	Voltage (Volt)	Deviation (ppm)	Result
50	Normal Voltage	0.0018	PASS
40	Normal Voltage	0.0112	
30	Normal Voltage	0.0118	
20(Ref.)	Normal Voltage	0.0000	
10	Normal Voltage	0.0164	
0	Normal Voltage	0.0048	
-10	Normal Voltage	0.0143	
-20	Normal Voltage	0.0159	
-30	Normal Voltage	0.0027	
20	Maximum Voltage	0.0022	
20	Normal Voltage	0.0096	
20	Battery End Point	0.0032	

Note:

1. Normal Voltage = 3.8V；Battery End Point (BEP) =3.6V；Maximum Voltage =4.4V
2. The frequency fundamental emissions stay within the authorized frequency block based on the frequency deviation measured is small.

Test Conditions	Middle Channel	WCDMA Band IV (RMC 12.2Kbps)	Limit Note 2.
Temperature (°C)	Voltage (Volt)	Deviation (ppm)	Result
50	Normal Voltage	0.0035	PASS
40	Normal Voltage	0.0029	
30	Normal Voltage	0.0150	
20(Ref.)	Normal Voltage	0.0000	
10	Normal Voltage	0.0023	
0	Normal Voltage	0.0127	
-10	Normal Voltage	0.0035	
-20	Normal Voltage	0.0144	
-30	Normal Voltage	0.0046	
20	Maximum Voltage	0.0017	
20	Normal Voltage	0.0133	
20	Battery End Point	0.0035	

Note:

1. Normal Voltage = 3.8V. ；Battery End Point (BEP) =3.6 V.；Maximum Voltage =4.4V
2. The frequency fundamental emissions stay within the authorized frequency block based on the frequency deviation measured is small.

Appendix B. Test Results of Radiated Test

Radiated Spurious Emission

GSM850 (GPRS class 8)								
Channel	Frequency (MHz)	ERP (dBm)	Limit (dBm)	Over Limit (dB)	S.G. Power (dBm)	TX Cable loss (dB)	TX Antenna Gain (dBi)	Polarization (H/V)
Middle	1672	-52.44	-13	-39.44	-59.41	1.58	10.70	H
	2510	-50.20	-13	-37.20	-58.45	2.102	12.50	H
	3348	-54.29	-13	-41.29	-63.18	2.856	13.90	H
	1672	-50.39	-13	-37.39	-57.36	1.58	10.70	V
	2510	-48.14	-13	-35.14	-56.39	2.10	12.50	V
	3348	-57.45	-13	-44.45	-66.34	2.86	13.90	V

Remark: Spurious emissions within 30-1000MHz were found more than 20dB below limit line.

GSM850 (EDGE class 8)								
Channel	Frequency (MHz)	ERP (dBm)	Limit (dBm)	Over Limit (dB)	S.G. Power (dBm)	TX Cable loss (dB)	TX Antenna Gain (dBi)	Polarization (H/V)
Middle	1672	-52.80	-13	-39.80	-59.77	1.58	10.70	H
	2510	-51.60	-13	-38.60	-59.85	2.102	12.50	H
	3348	-58.71	-13	-45.71	-67.60	2.856	13.90	H
	1672	-53.16	-13	-40.16	-60.13	1.58	10.70	V
	2510	-48.57	-13	-35.57	-56.82	2.10	12.50	V
	3348	-56.13	-13	-43.13	-65.02	2.86	13.90	V

Remark: Spurious emissions within 30-1000MHz were found more than 20dB below limit line.

GSM1900 (GPRS class 8)								
Channel	Frequency (MHz)	EIRP (dBm)	Limit (dBm)	Over Limit (dB)	S.G. Power (dBm)	TX Cable loss (dB)	TX Antenna Gain (dBi)	Polarization (H/V)
Middle	3759	-57.04	-13	-44.04	-69.30	2.641	14.90	H
	5640	-55.16	-13	-42.16	-67.02	2.94	14.80	H
	7524	-50.27	-13	-37.27	-60.04	3.39	13.16	H
	3760	-56.64	-13	-43.64	-68.90	2.64	14.90	V
	5640	-54.72	-13	-41.72	-66.58	2.94	14.80	V
	7524	-49.69	-13	-36.69	-59.46	3.39	13.16	V

Remark: Spurious emissions within 30-1000MHz were found more than 20dB below limit line.

GSM1900 (EDGE class 8)								
Channel	Frequency (MHz)	EIRP (dBm)	Limit (dBm)	Over Limit (dB)	S.G. Power (dBm)	TX Cable loss (dB)	TX Antenna Gain (dBi)	Polarization (H/V)
Middle	3759	-57.07	-13	-44.07	-69.33	2.64	14.90	H
	5640	-55.34	-13	-42.34	-67.20	2.94	14.80	H
	7524	-50.61	-13	-37.61	-60.38	3.39	13.16	H
	3759	-57.08	-13	-44.08	-69.34	2.64	14.90	V
	5640	-54.74	-13	-41.74	-66.60	2.94	14.80	V
	7524	-49.73	-13	-36.73	-59.50	3.39	13.16	V

Remark: Spurious emissions within 30-1000MHz were found more than 20dB below limit line.

WCDMA Band V(RMC 12.2Kbps)								
Channel	Frequency (MHz)	ERP (dBm)	Limit (dBm)	Over Limit (dB)	S.G. Power (dBm)	TX Cable loss (dB)	TX Antenna Gain (dBi)	Polarization (H/V)
Middle	1672	-67.81	-13	-54.81	-74.78	1.58	10.70	H
	2510	-63.13	-13	-50.13	-71.38	2.102	12.50	H
	3348	-63.40	-13	-50.40	-72.29	2.856	13.90	H
	1672	-68.12	-13	-55.12	-75.09	1.58	10.70	V
	2510	-63.14	-13	-50.14	-71.39	2.10	12.50	V
	3348	-63.60	-13	-50.60	-72.49	2.86	13.90	V

Remark: Spurious emissions within 30-1000MHz were found more than 20dB below limit line.

WCDMA Band II(RMC 12.2Kbps)								
Channel	Frequency (MHz)	EIRP (dBm)	Limit (dBm)	Over Limit (dB)	S.G. Power (dBm)	TX Cable loss (dB)	TX Antenna Gain (dBi)	Polarization (H/V)
Middle	3759	-56.89	-13	-43.89	-69.15	2.64	14.90	H
	5640	-54.66	-13	-41.66	-66.52	2.94	14.80	H
	7524	-50.03	-13	-37.03	-59.80	3.39	13.16	H
	3759	-56.15	-13	-43.15	-68.41	2.64	14.90	V
	5640	-54.43	-13	-41.43	-66.29	2.94	14.80	V
	7524	-49.38	-13	-36.38	-59.15	3.39	13.16	V

Remark: Spurious emissions within 30-1000MHz were found more than 20dB below limit line.

WCDMA Band IV(RMC 12.2Kbps)								
Channel	Frequency (MHz)	EIRP (dBm)	Limit (dBm)	Over Limit (dB)	S.G. Power (dBm)	TX Cable loss (dB)	TX Antenna Gain (dBi)	Polarization (H/V)
Middle	3465	-61.29	-13	-48.29	-72.03	2.604	13.34	H
	5199	-56.22	-13	-43.22	-66.73	3.011	13.52	H
	6936	-52.15	-13	-39.15	-62.35	3.271	13.47	H
	3465	-61.17	-13	-48.17	-71.91	2.604	13.34	V
	5199	-55.93	-13	-42.93	-66.44	3.011	13.52	V
	6936	-52.17	-13	-39.17	-62.37	3.271	13.47	V

Remark: Spurious emissions within 30-1000MHz were found more than 20dB below limit line.