WCDMA Band IV (RMC 12.2Kbps)	
Lowest Band Edge	**Highest Band Edge**

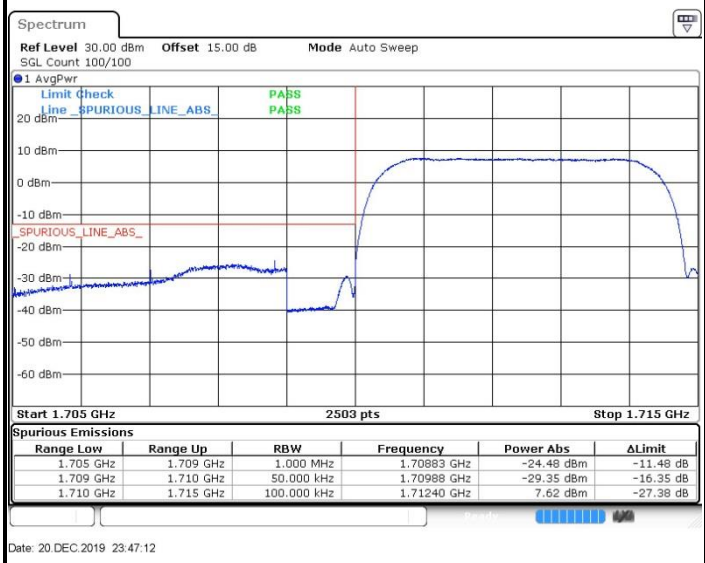

Spurious Emissions

Range Low	Range Up	RBW	Frequency	Power Abs	ΔLimit
1.705 GHz	1.709 GHz	1.000 MHz	1.70883 GHz	-24.48 dBm	-11.48 dB
1.709 GHz	1.710 GHz	50.000 kHz	1.70988 GHz	-29.35 dBm	-16.35 dB
1.710 GHz	1.715 GHz	100.000 kHz	1.71240 GHz	7.62 dBm	-27.38 dB

Date: 20.DEC.2019 23:47:12

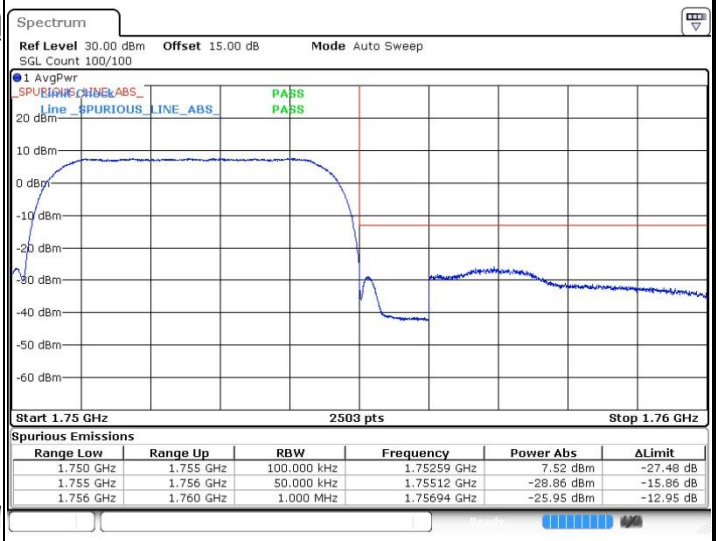

Spurious Emissions

Range Low	Range Up	RBW	Frequency	Power Abs	ΔLimit
1.750 GHz	1.755 GHz	100.000 kHz	1.75259 GHz	7.52 dBm	-27.48 dB
1.755 GHz	1.756 GHz	50.000 kHz	1.75512 GHz	-28.86 dBm	-15.86 dB
1.756 GHz	1.760 GHz	1.000 MHz	1.75694 GHz	-25.95 dBm	-12.95 dB

Date: 20.DEC.2019 23:48:00

Conducted Spurious Emission

GSM850 (GSM)

Lowest Channel

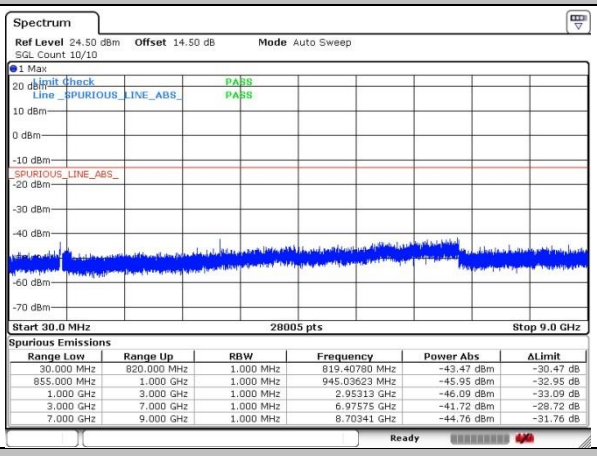

Middle Channel

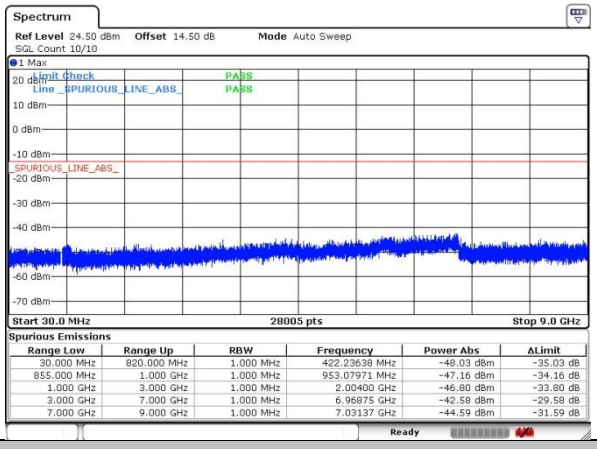

Highest Channel

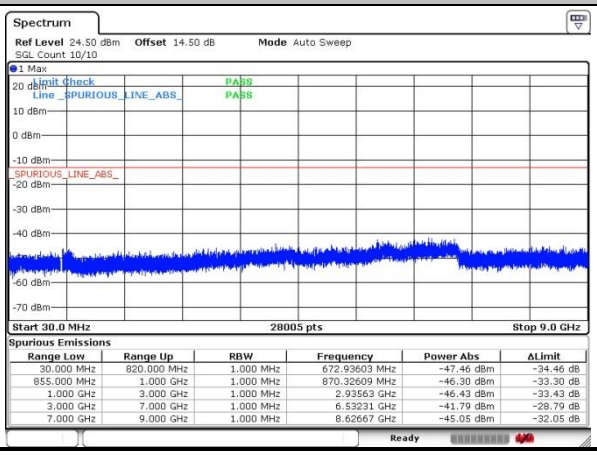

GSM850 (EDGE class 8)

Lowest Channel

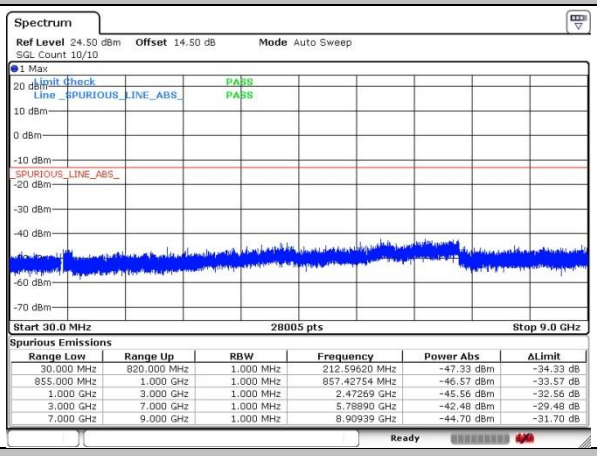

Middle Channel

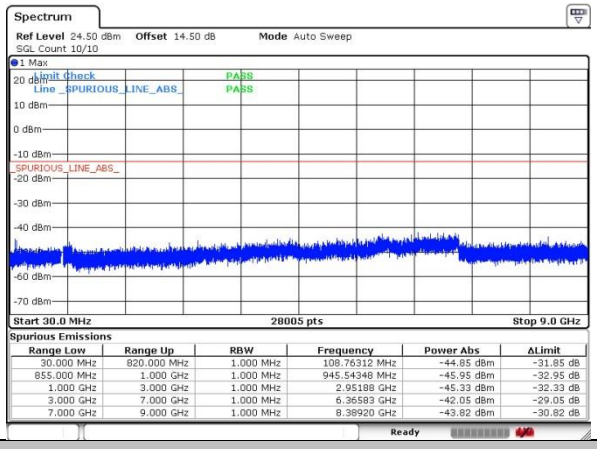

Highest Channel

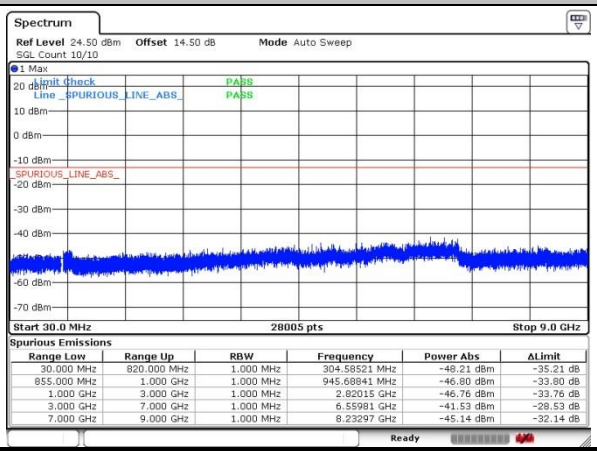

GSM1900 (GSM)

Lowest Channel

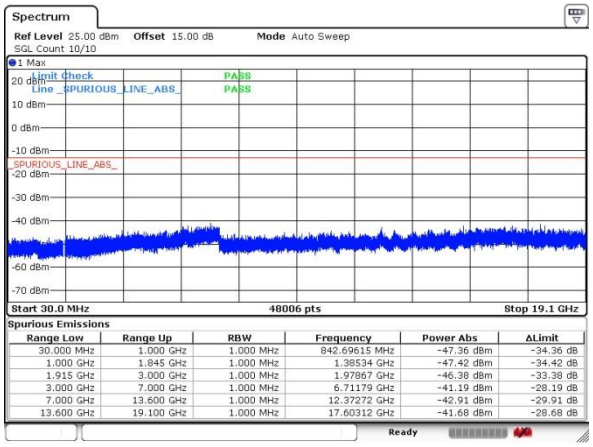

Spurious Emissions

Range Low	Range Up	RBW	Frequency	Power Abs	ΔLimit
30.000 MHz	1.000 GHz	1.000 MHz	842.69615 MHz	-47.36 dBm	-34.36 dB
1.000 GHz	1.845 GHz	1.000 MHz	1.38534 GHz	-47.42 dBm	-34.42 dB
1.915 GHz	3.000 GHz	1.000 MHz	1.97867 GHz	-46.38 dBm	-33.38 dB
3.000 GHz	7.000 GHz	1.000 MHz	6.71179 GHz	-41.19 dBm	-28.19 dB
7.000 GHz	13.600 GHz	1.000 MHz	12.37272 GHz	-42.91 dBm	-29.91 dB
13.600 GHz	19.100 GHz	1.000 MHz	17.60312 GHz	-41.68 dBm	-28.68 dB

Date: 20.DEC.2019 22:29:15

Middle Channel

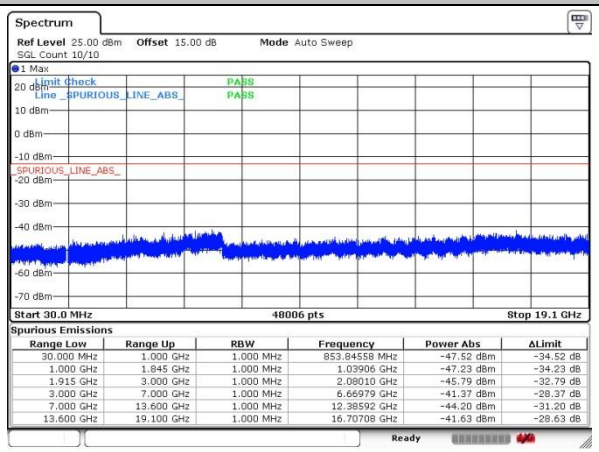

Spurious Emissions

Range Low	Range Up	RBW	Frequency	Power Abs	ΔLimit
30.000 MHz	1.000 GHz	1.000 MHz	853.84558 MHz	-47.52 dBm	-34.52 dB
1.000 GHz	1.845 GHz	1.000 MHz	1.03906 GHz	-47.23 dBm	-34.23 dB
1.915 GHz	3.000 GHz	1.000 MHz	2.08010 GHz	-45.79 dBm	-32.79 dB
3.000 GHz	7.000 GHz	1.000 MHz	6.66979 GHz	-41.37 dBm	-28.37 dB
7.000 GHz	13.600 GHz	1.000 MHz	12.38592 GHz	-44.20 dBm	-31.20 dB
13.600 GHz	19.100 GHz	1.000 MHz	16.70708 GHz	-41.63 dBm	-28.63 dB

Date: 20.DEC.2019 22:29:55

Highest Channel

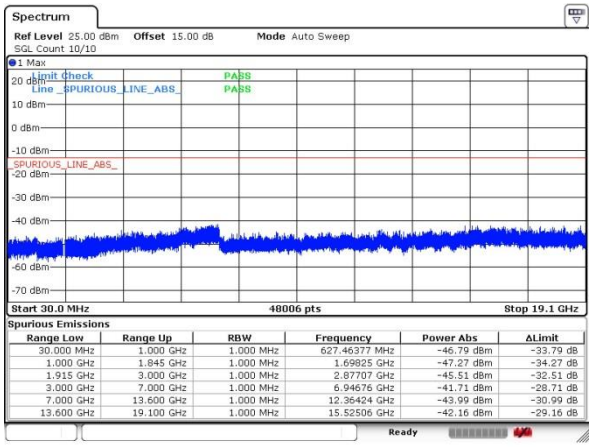

Spurious Emissions

Range Low	Range Up	RBW	Frequency	Power Abs	ΔLimit
30.000 MHz	1.000 GHz	1.000 MHz	627.46377 MHz	-46.79 dBm	-33.79 dB
1.000 GHz	1.845 GHz	1.000 MHz	1.69825 GHz	-47.27 dBm	-34.27 dB
1.915 GHz	3.000 GHz	1.000 MHz	2.87707 GHz	-45.51 dBm	-32.51 dB
3.000 GHz	7.000 GHz	1.000 MHz	6.94676 GHz	-41.71 dBm	-28.71 dB
7.000 GHz	13.600 GHz	1.000 MHz	12.36424 GHz	-43.99 dBm	-30.99 dB
13.600 GHz	19.100 GHz	1.000 MHz	15.52506 GHz	-42.16 dBm	-29.16 dB

Date: 20.DEC.2019 22:30:09

GSM1900 (EDGE class 8)

Lowest Channel

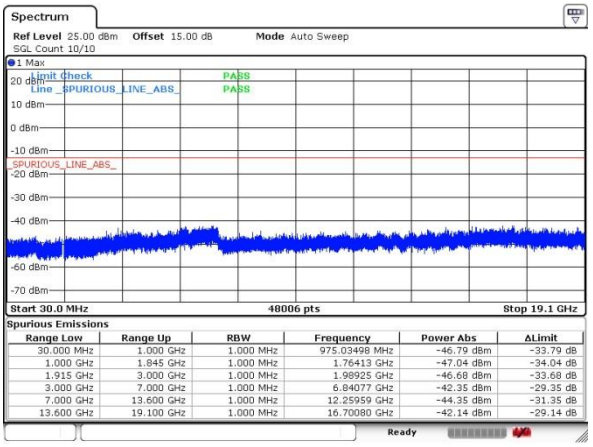

Spurious Emissions

Range Low	Range Up	RBW	Frequency	Power Abs	ΔLimit
30.000 MHz	1.000 GHz	1.000 MHz	975.03498 MHz	-46.79 dBm	-33.79 dB
1.000 GHz	1.845 GHz	1.000 MHz	1.76413 GHz	-47.04 dBm	-34.04 dB
1.915 GHz	3.000 GHz	1.000 MHz	1.98925 GHz	-46.68 dBm	-33.68 dB
3.000 GHz	7.000 GHz	1.000 MHz	6.84077 GHz	-42.35 dBm	-29.35 dB
7.000 GHz	13.600 GHz	1.000 MHz	12.25959 GHz	-44.35 dBm	-31.35 dB
13.600 GHz	19.100 GHz	1.000 MHz	16.70080 GHz	-42.14 dBm	-29.14 dB

Date: 20.DEC.2019 23:11:33

Middle Channel

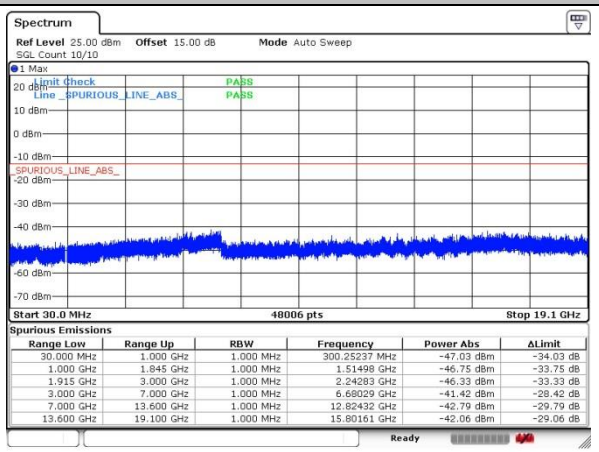

Spurious Emissions

Range Low	Range Up	RBW	Frequency	Power Abs	ΔLimit
30.000 MHz	1.000 GHz	1.000 MHz	300.25237 MHz	-47.03 dBm	-34.03 dB
1.000 GHz	1.845 GHz	1.000 MHz	1.51498 GHz	-46.75 dBm	-33.75 dB
1.915 GHz	3.000 GHz	1.000 MHz	2.24283 GHz	-46.33 dBm	-33.33 dB
3.000 GHz	7.000 GHz	1.000 MHz	6.68029 GHz	-41.42 dBm	-28.42 dB
7.000 GHz	13.600 GHz	1.000 MHz	12.82432 GHz	-42.79 dBm	-29.79 dB
13.600 GHz	19.100 GHz	1.000 MHz	15.80161 GHz	-42.06 dBm	-29.06 dB

Date: 20.DEC.2019 23:12:02

Highest Channel

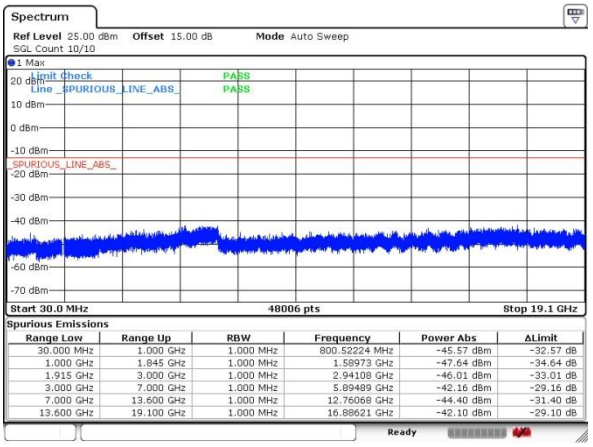

Spurious Emissions

Range Low	Range Up	RBW	Frequency	Power Abs	ΔLimit
30.000 MHz	1.000 GHz	1.000 MHz	800.52224 MHz	-45.57 dBm	-32.57 dB
1.000 GHz	1.845 GHz	1.000 MHz	1.58973 GHz	-47.64 dBm	-34.64 dB
1.915 GHz	3.000 GHz	1.000 MHz	2.94108 GHz	-46.01 dBm	-33.01 dB
3.000 GHz	7.000 GHz	1.000 MHz	5.89489 GHz	-42.16 dBm	-29.16 dB
7.000 GHz	13.600 GHz	1.000 MHz	12.76068 GHz	-44.40 dBm	-31.40 dB
13.600 GHz	19.100 GHz	1.000 MHz	16.88621 GHz	-42.10 dBm	-29.10 dB

Date: 20.DEC.2019 23:12:14

WCDMA Band V (RMC 12.2Kbps)

Lowest Channel

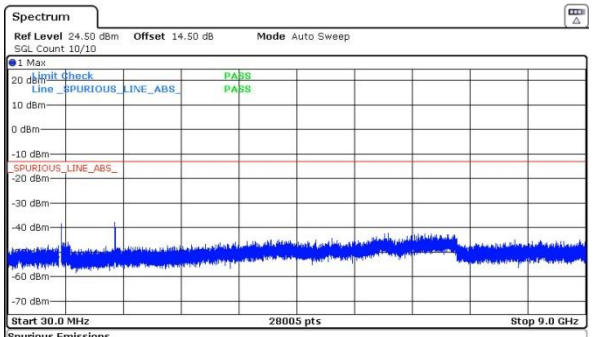

Spurious Emissions

Range Low	Range Up	RBW	Frequency	Power Abs	ΔLimit
30.000 MHz	820.000 MHz	1.000 MHz	650.82709 MHz	-47.09 dBm	-34.09 dB
855.000 MHz	1.000 GHz	1.000 MHz	855.18116 MHz	-38.45 dBm	-25.45 dB
1.000 GHz	3.000 GHz	1.000 MHz	1.69079 GHz	-38.02 dBm	-25.02 dB
3.000 GHz	7.000 GHz	1.000 MHz	5.93288 GHz	-42.36 dBm	-29.36 dB
7.000 GHz	9.000 GHz	1.000 MHz	8.90764 GHz	-45.05 dBm	-32.05 dB

Date: 21.DEC.2019 00:01:02

Middle Channel

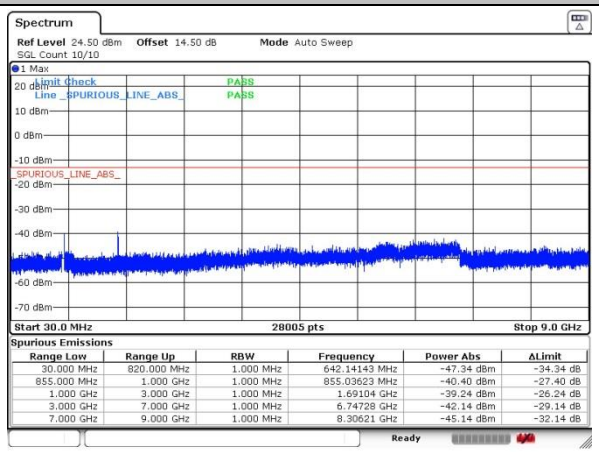

Spurious Emissions

Range Low	Range Up	RBW	Frequency	Power Abs	ΔLimit
30.000 MHz	820.000 MHz	1.000 MHz	642.14143 MHz	-47.34 dBm	-34.34 dB
855.000 MHz	1.000 GHz	1.000 MHz	855.03623 MHz	-40.40 dBm	-27.40 dB
1.000 GHz	3.000 GHz	1.000 MHz	1.69104 GHz	-39.24 dBm	-26.24 dB
3.000 GHz	7.000 GHz	1.000 MHz	6.74728 GHz	-42.14 dBm	-29.14 dB
7.000 GHz	9.000 GHz	1.000 MHz	8.30621 GHz	-45.14 dBm	-32.14 dB

Date: 21.DEC.2019 00:01:24

Highest Channel

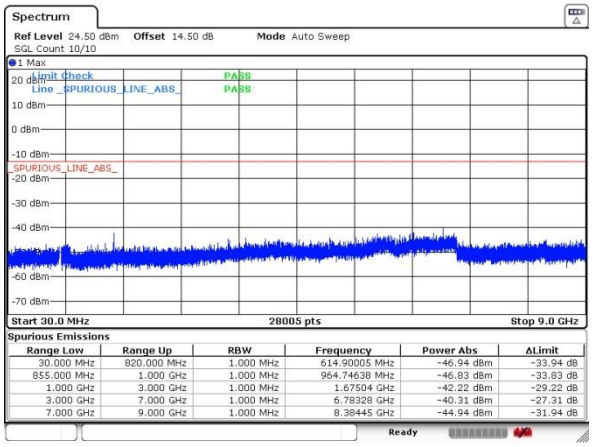

Spurious Emissions

Range Low	Range Up	RBW	Frequency	Power Abs	ΔLimit
30.000 MHz	820.000 MHz	1.000 MHz	614.90005 MHz	-46.94 dBm	-33.94 dB
855.000 MHz	1.000 GHz	1.000 MHz	964.74638 MHz	-46.83 dBm	-33.83 dB
1.000 GHz	3.000 GHz	1.000 MHz	1.67504 GHz	-42.22 dBm	-29.22 dB
3.000 GHz	7.000 GHz	1.000 MHz	6.78328 GHz	-40.31 dBm	-27.31 dB
7.000 GHz	9.000 GHz	1.000 MHz	8.38445 GHz	-44.94 dBm	-31.94 dB

Date: 21.DEC.2019 00:01:48

WCDMA Band II (RMC 12.2Kbps)

Lowest Channel

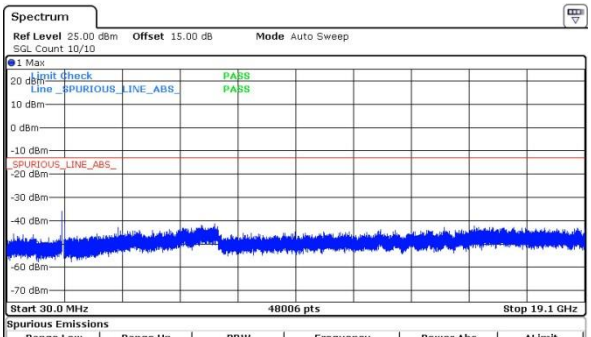

Spurious Emissions

Range Low	Range Up	RBW	Frequency	Power Abs	ΔLimit
30.000 MHz	1.000 GHz	1.000 MHz	241.11194 MHz	-45.62 dBm	-32.62 dB
1.000 GHz	1.845 GHz	1.000 MHz	1.84479 GHz	-36.07 dBm	-23.07 dB
1.915 GHz	3.000 GHz	1.000 MHz	1.93202 GHz	-41.41 dBm	-28.41 dB
3.000 GHz	7.000 GHz	1.000 MHz	6.87677 GHz	-41.49 dBm	-28.49 dB
7.000 GHz	13.600 GHz	1.000 MHz	12.36000 GHz	-43.90 dBm	-30.90 dB
13.600 GHz	19.100 GHz	1.000 MHz	15.45239 GHz	-42.45 dBm	-29.45 dB

Date: 20.DEC.2019 23:32:57

Middle Channel

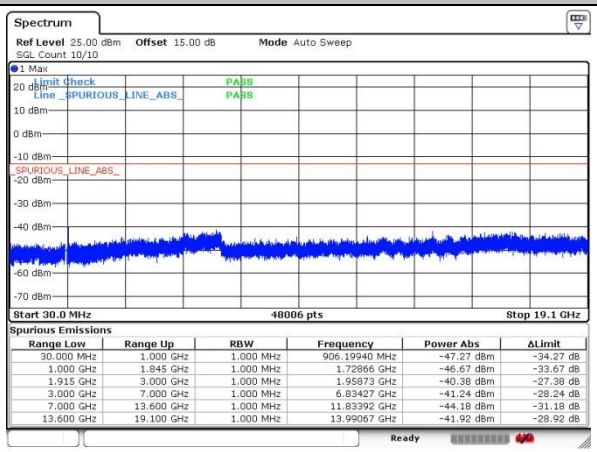

Spurious Emissions

Range Low	Range Up	RBW	Frequency	Power Abs	ΔLimit
30.000 MHz	1.000 GHz	1.000 MHz	906.19940 MHz	-47.27 dBm	-34.27 dB
1.000 GHz	1.845 GHz	1.000 MHz	1.72866 GHz	-46.67 dBm	-33.67 dB
1.915 GHz	3.000 GHz	1.000 MHz	1.95873 GHz	-40.38 dBm	-27.38 dB
3.000 GHz	7.000 GHz	1.000 MHz	6.83427 GHz	-41.24 dBm	-28.24 dB
7.000 GHz	13.600 GHz	1.000 MHz	11.83392 GHz	-44.18 dBm	-31.18 dB
13.600 GHz	19.100 GHz	1.000 MHz	13.99067 GHz	-41.92 dBm	-28.92 dB

Date: 20.DEC.2019 23:33:21

Highest Channel

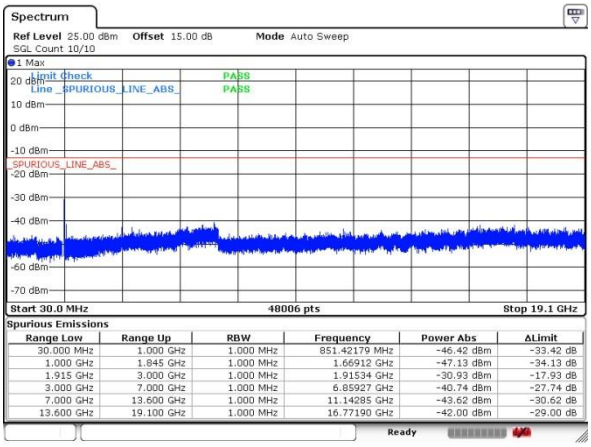

Spurious Emissions

Range Low	Range Up	RBW	Frequency	Power Abs	ΔLimit
30.000 MHz	1.000 GHz	1.000 MHz	851.42179 MHz	-46.42 dBm	-33.42 dB
1.000 GHz	1.845 GHz	1.000 MHz	1.66912 GHz	-47.13 dBm	-34.13 dB
1.915 GHz	3.000 GHz	1.000 MHz	1.91534 GHz	-30.93 dBm	-17.93 dB
3.000 GHz	7.000 GHz	1.000 MHz	6.85927 GHz	-40.74 dBm	-27.74 dB
7.000 GHz	13.600 GHz	1.000 MHz	11.14285 GHz	-43.62 dBm	-30.62 dB
13.600 GHz	19.100 GHz	1.000 MHz	16.77190 GHz	-42.00 dBm	-29.00 dB

Date: 20.DEC.2019 23:33:55

WCDMA Band IV (RMC 12.2Kbps)

Lowest Channel

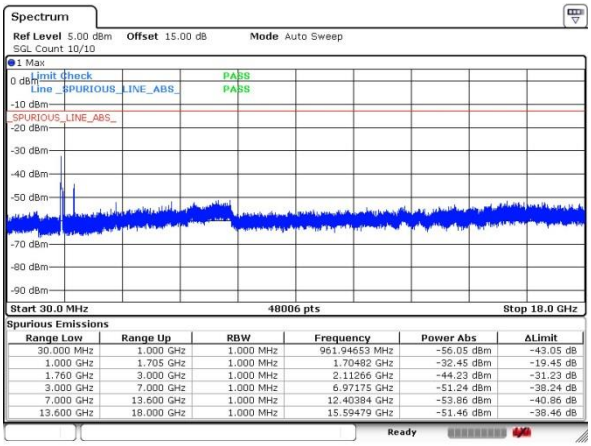

Spurious Emissions

Range Low	Range Up	RBW	Frequency	Power Abs	ΔLimit
30.000 MHz	1.000 GHz	1.000 MHz	961.94653 MHz	-56.05 dBm	-43.05 dB
1.000 GHz	1.705 GHz	1.000 MHz	1.70482 GHz	-32.45 dBm	-19.45 dB
1.760 GHz	3.000 GHz	1.000 MHz	2.11266 GHz	-44.23 dBm	-31.23 dB
3.000 GHz	7.000 GHz	1.000 MHz	6.97175 GHz	-51.24 dBm	-38.24 dB
7.000 GHz	13.600 GHz	1.000 MHz	12.40384 GHz	-53.86 dBm	-40.86 dB
13.600 GHz	18.000 GHz	1.000 MHz	15.59479 GHz	-51.46 dBm	-38.46 dB

Date: 20.DEC.2019 23:49:09

Middle Channel

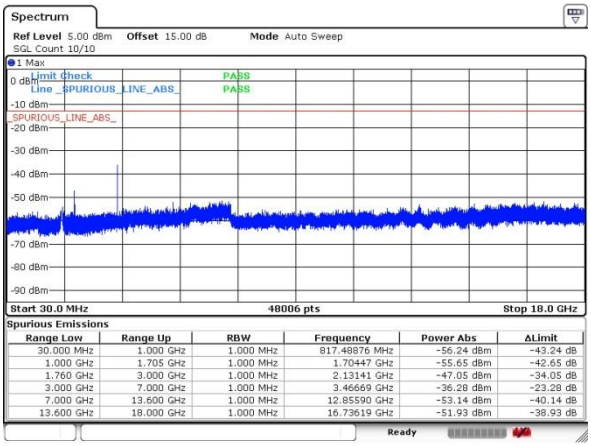

Spurious Emissions

Range Low	Range Up	RBW	Frequency	Power Abs	ΔLimit
30.000 MHz	1.000 GHz	1.000 MHz	817.48876 MHz	-56.24 dBm	-43.24 dB
1.000 GHz	1.705 GHz	1.000 MHz	1.70447 GHz	-55.65 dBm	-42.65 dB
1.760 GHz	3.000 GHz	1.000 MHz	2.13141 GHz	-47.05 dBm	-34.05 dB
3.000 GHz	7.000 GHz	1.000 MHz	3.46669 GHz	-36.28 dBm	-23.28 dB
7.000 GHz	13.600 GHz	1.000 MHz	12.85590 GHz	-53.14 dBm	-40.14 dB
13.600 GHz	18.000 GHz	1.000 MHz	16.73619 GHz	-51.93 dBm	-38.93 dB

Date: 20.DEC.2019 23:49:36

Highest Channel

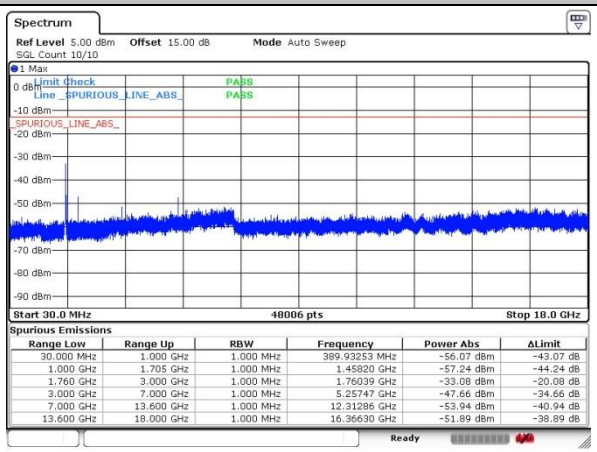

Spurious Emissions

Range Low	Range Up	RBW	Frequency	Power Abs	ΔLimit
30.000 MHz	1.000 GHz	1.000 MHz	389.93253 MHz	-56.07 dBm	-43.07 dB
1.000 GHz	1.705 GHz	1.000 MHz	1.45820 GHz	-57.24 dBm	-44.24 dB
1.760 GHz	3.000 GHz	1.000 MHz	1.76039 GHz	-33.08 dBm	-20.08 dB
3.000 GHz	7.000 GHz	1.000 MHz	5.25747 GHz	-47.66 dBm	-34.66 dB
7.000 GHz	13.600 GHz	1.000 MHz	12.31286 GHz	-53.94 dBm	-40.94 dB
13.600 GHz	18.000 GHz	1.000 MHz	16.36630 GHz	-51.89 dBm	-38.89 dB

Date: 20.DEC.2019 23:49:54

Frequency Stability

Test Conditions	Middle Channel	GSM850 (GSM)	GSM850 (EDGE class 8)	Limit 2.5ppm
Temperature (°C)	Voltage (Volt)	Deviation (ppm)		Result
50	Normal Voltage	0.0120	0.0251	PASS
40	Normal Voltage	0.0072	0.0239	
30	Normal Voltage	0.0132	0.0084	
20(Ref.)	Normal Voltage	0.0000	0.0000	
10	Normal Voltage	0.0167	0.0167	
0	Normal Voltage	0.0072	0.0012	
-10	Normal Voltage	0.0203	0.0227	
-20	Normal Voltage	0.0227	0.0060	
-30	Normal Voltage	0.0143	0.0108	
20	Maximum Voltage	0.0096	0.0275	
20	Normal Voltage	0.0120	0.0203	
20	Battery End Point	0.0191	0.0036	

Note: Normal Voltage = 3.8V ；Battery End Point (BEP) =3.6V.；Maximum Voltage =4.4V

Test Conditions	Middle Channel	GSM1900 (GSM)	GSM1900 (EDGE class 8)	Limit Note 2.
Temperature (°C)	Voltage (Volt)	Deviation (ppm)		Result
50	Normal Voltage	0.0011	0.0181	PASS
40	Normal Voltage	0.0005	0.0133	
30	Normal Voltage	0.0037	0.0170	
20(Ref.)	Normal Voltage	0.0000	0.0000	
10	Normal Voltage	0.0133	0.0106	
0	Normal Voltage	0.0106	0.0149	
-10	Normal Voltage	0.0090	0.0170	
-20	Normal Voltage	0.0027	0.0122	
-30	Normal Voltage	0.0000	0.0117	
20	Maximum Voltage	0.0069	0.0117	
20	Normal Voltage	0.0016	0.0138	
20	Battery End Point	0.0128	0.0027	

Note:

1. Normal Voltage = 3.8V ；Battery End Point (BEP) =3.6V.；Maximum Voltage =4.4V
2. The frequency fundamental emissions stay within the authorized frequency block based on the frequency deviation measured is small.

Test Conditions	Middle Channel	WCDMA Band V (RMC 12.2Kbps RMC 12.2Kbps)	Limit 2.5ppm
Temperature (°C)	Voltage (Volt)	Deviation (ppm)	Result
50	Normal Voltage	0.0060	PASS
40	Normal Voltage	0.0036	
30	Normal Voltage	0.0120	
20(Ref.)	Normal Voltage	0.0000	
10	Normal Voltage	0.0000	
0	Normal Voltage	0.0167	
-10	Normal Voltage	0.0000	
-20	Normal Voltage	0.0131	
-30	Normal Voltage	0.0143	
20	Maximum Voltage	0.0299	
20	Normal Voltage	0.0036	
20	Battery End Point	0.0143	

Note: Normal Voltage = 3.8V ；Battery End Point (BEP) =3.6V.；Maximum Voltage =4.4V

Test Conditions	Middle Channel	WCDMA Band II (RMC 12.2Kbps)	Limit Note 2.
Temperature (°C)	Voltage (Volt)	Deviation (ppm)	Result
50	Normal Voltage	0.0027	PASS
40	Normal Voltage	0.0074	
30	Normal Voltage	0.0064	
20(Ref.)	Normal Voltage	0.0000	
10	Normal Voltage	0.0053	
0	Normal Voltage	0.0074	
-10	Normal Voltage	0.0005	
-20	Normal Voltage	0.0085	
-30	Normal Voltage	0.0021	
20	Maximum Voltage	0.0011	
20	Normal Voltage	0.0048	
20	Battery End Point	0.0000	

Note:

1. Normal Voltage = 3.8V ；Battery End Point (BEP) =3.6V.；Maximum Voltage =4.4V
2. The frequency fundamental emissions stay within the authorized frequency block based on the frequency deviation measured is small.

Test Conditions	Middle Channel	WCDMA Band IV (RMC 12.2Kbps)	Limit Note 2.
Temperature (°C)	Voltage (Volt)	Deviation (ppm)	Result
50	Normal Voltage	0.0061	PASS
40	Normal Voltage	0.0171	
30	Normal Voltage	0.0110	
20(Ref.)	Normal Voltage	0.0000	
10	Normal Voltage	0.0183	
0	Normal Voltage	0.0195	
-10	Normal Voltage	0.0183	
-20	Normal Voltage	0.0073	
-30	Normal Voltage	0.0158	
20	Maximum Voltage	0.0012	
20	Normal Voltage	0.0024	
20	Battery End Point	0.0207	

Note:

1. Normal Voltage = 3.8V ；Battery End Point (BEP) =3.6V.；Maximum Voltage =4.4V
2. The frequency fundamental emissions stay within the authorized frequency block based on the frequency deviation measured is small.

Appendix B. Test Results of Radiated Test

Radiated Spurious Emission

GSM850 (GSM)								
Channel	Frequency (MHz)	ERP (dBm)	Limit (dBm)	Over Limit (dB)	S.G. Power (dBm)	TX Cable loss (dB)	TX Antenna Gain (dBi)	Polarization (H/V)
Middle	1672	-55.77	-13	-42.77	-62.74	1.58	10.70	H
	2510	-51.66	-13	-38.66	-59.91	2.102	12.50	H
	3348	-59.39	-13	-46.39	-68.28	2.856	13.90	H
	4182	-56.61	-13	-43.61	-65.07	2.689	13.30	H
	1672	-59.52	-13	-46.52	-66.49	1.58	10.70	V
	2510	-53.22	-13	-40.22	-61.47	2.10	12.50	V
	3348	-61.10	-13	-48.10	-69.99	2.86	13.90	V
	4182	-56.58	-13	-43.58	-65.04	2.69	13.30	V

Remark: Spurious emissions within 30-1000MHz were found more than 20dB below limit line.

GSM850 (EDGE class 8)								
Channel	Frequency (MHz)	ERP (dBm)	Limit (dBm)	Over Limit (dB)	S.G. Power (dBm)	TX Cable loss (dB)	TX Antenna Gain (dBi)	Polarization (H/V)
Middle	1672	-55.57	-13	-42.57	-62.54	1.58	10.70	H
	2510	-51.82	-13	-38.82	-60.07	2.102	12.50	H
	3348	-61.48	-13	-48.48	-70.37	2.856	13.90	H
	4182	-56.84	-13	-43.84	-65.30	2.689	13.30	H
	1672	-60.07	-13	-47.07	-67.04	1.58	10.70	V
	2510	-52.37	-13	-39.37	-60.62	2.10	12.50	V
	3348	-61.32	-13	-48.32	-70.21	2.86	13.90	V
	4182	-56.82	-13	-43.82	-65.28	2.69	13.30	V

Remark: Spurious emissions within 30-1000MHz were found more than 20dB below limit line.

GSM1900 (GSM)								
Channel	Frequency (MHz)	EIRP (dBm)	Limit (dBm)	Over Limit (dB)	S.G. Power (dBm)	TX Cable loss (dB)	TX Antenna Gain (dBi)	Polarization (H/V)
Middle	3759	-38.74	-13	-25.74	-51.00	2.641	14.90	H
	5640	-44.73	-13	-31.73	-56.59	2.94	14.80	H
	7524	-50.70	-13	-37.70	-60.47	3.39	13.16	H
	9396	-44.80	-13	-31.80	-55.28	4.00	14.48	H
	11280	-45.48	-13	-32.48	-54.99	4.23	13.74	H
	13164	-34.04	-13	-21.04	-43.88	4.49	14.32	H
	3759	-42.92	-13	-29.92	-55.18	2.64	14.90	V
	5640	-44.38	-13	-31.38	-56.24	2.94	14.80	V
	7524	-49.89	-13	-36.89	-59.66	3.39	13.16	V
	9396	-45.86	-13	-32.86	-56.34	4.00	14.48	V
	11280	-44.41	-13	-31.41	-53.92	4.23	13.74	V
	13164	-33.64	-13	-20.64	-43.48	4.49	14.32	V

Remark: Spurious emissions within 30-1000MHz were found more than 20dB below limit line.

GSM1900 (EDGE class 8)								
Channel	Frequency (MHz)	EIRP (dBm)	Limit (dBm)	Over Limit (dB)	S.G. Power (dBm)	TX Cable loss (dB)	TX Antenna Gain (dBi)	Polarization (H/V)
Middle	3759	-38.56	-13	-25.56	-50.82	2.641	14.90	H
	5640	-44.70	-13	-31.70	-56.56	2.94	14.80	H
	7524	-50.92	-13	-37.92	-60.69	3.39	13.16	H
	9396	-45.43	-13	-32.43	-55.91	4.00	14.48	H
	11280	-45.57	-13	-32.57	-55.08	4.23	13.74	H
	13164	-33.35	-13	-20.35	-43.19	4.49	14.32	H
	3759	-43.27	-13	-30.27	-55.53	2.64	14.90	V
	5640	-43.35	-13	-30.35	-55.21	2.94	14.80	V
	7524	-50.43	-13	-37.43	-60.20	3.39	13.16	V
	9396	-46.68	-13	-33.68	-57.16	4.00	14.48	V
	11280	-44.92	-13	-31.92	-54.43	4.23	13.74	V
	13164	-35.48	-13	-22.48	-45.32	4.49	14.32	V

Remark: Spurious emissions within 30-1000MHz were found more than 20dB below limit line.

WCDMA Band V(RMC 12.2Kbps)								
Channel	Frequency (MHz)	ERP (dBm)	Limit (dBm)	Over Limit (dB)	S.G. Power (dBm)	TX Cable loss (dB)	TX Antenna Gain (dBi)	Polarization (H/V)
Middle	1672	-67.47	-13	-54.47	-74.44	1.58	10.70	H
	2510	-63.48	-13	-50.48	-71.73	2.102	12.50	H
	3348	-64.01	-13	-51.01	-72.90	2.856	13.90	H
	1672	-68.12	-13	-55.12	-75.09	1.58	10.70	V
	2510	-63.61	-13	-50.61	-71.86	2.10	12.50	V
	3348	-64.04	-13	-51.04	-72.93	2.86	13.90	V

Remark: Spurious emissions within 30-1000MHz were found more than 20dB below limit line.

WCDMA Band II(RMC 12.2Kbps)								
Channel	Frequency (MHz)	EIRP (dBm)	Limit (dBm)	Over Limit (dB)	S.G. Power (dBm)	TX Cable loss (dB)	TX Antenna Gain (dBi)	Polarization (H/V)
Middle	3759	-52.49	-13	-39.49	-64.75	2.641	14.90	H
	5640	-55.50	-13	-42.50	-67.36	2.94	14.80	H
	7524	-50.79	-13	-37.79	-60.56	3.39	13.16	H
	3759	-53.94	-13	-40.94	-66.20	2.64	14.90	V
	5640	-55.08	-13	-42.08	-66.94	2.94	14.80	V
	7524	-50.29	-13	-37.29	-60.06	3.39	13.16	V

Remark: Spurious emissions within 30-1000MHz were found more than 20dB below limit line.

WCDMA Band IV(RMC 12.2Kbps)								
Channel	Frequency (MHz)	EIRP (dBm)	Limit (dBm)	Over Limit (dB)	S.G. Power (dBm)	TX Cable loss (dB)	TX Antenna Gain (dBi)	Polarization (H/V)
Middle	3465	-57.40	-13	-44.40	-68.14	2.604	13.34	H
	5199	-56.84	-13	-43.84	-67.35	3.011	13.52	H
	6936	-53.11	-13	-40.11	-63.31	3.271	13.47	H
	3465	-57.84	-13	-44.84	-68.58	2.604	13.34	V
	5199	-56.93	-13	-43.93	-67.44	3.011	13.52	V
	6936	-52.71	-13	-39.71	-62.91	3.271	13.47	V

Remark: Spurious emissions within 30-1000MHz were found more than 20dB below limit line.