Test Laboratory: Sporton International Inc. SAR/HAC Testing Lab Date: 2020.4.29

**65_LTE Band 26_15M_QPSK_1RB_0offset_Back_5mm_Ch26865**

Communication System: UID 0, LTE-FDD (0); Frequency: 831.5 MHz;Duty Cycle: 1:1
Medium: HSL_835 Medium parameters used: f = 831.5 MHz; $\sigma$ = 0.916 S/m; $\varepsilon_r$ = 40.594; $\rho$ = 1000 kg/m$^3$
Ambient Temperature：23.4 ℃; Liquid Temperature：22.6 ℃

DASY5 Configuration:
- Probe: EX3DV4 - SN3857; ConvF(9.48, 9.48, 9.48); Calibrated: 2019.5.27
- Sensor-Surface: 1.4mm (Mechanical Surface Detection)
- Electronics: DAE4 Sn1338; Calibrated: 2019.11.20
- Phantom: SAM2; Type: SAM; Serial: TP-1503
- Measurement SW: DASY52, Version 52.10 (3); SEMCAD X Version 14.6.13 (7474)

**Area Scan (71x91x1):** Interpolated grid: dx=1.500 mm, dy=1.500 mm
Maximum value of SAR (interpolated) = 1.42 W/kg

**Zoom Scan (6x6x7)/Cube 0:** Measurement grid: dx=8mm, dy=8mm, dz=5mm
Reference Value = 15.80 V/m; Power Drift = 0.03 dB
Peak SAR (extrapolated) = 2.18 W/kg
**SAR(1 g) = 1.14 W/kg; SAR(10 g) = 0.618 W/kg**
Maximum value of SAR (measured) = 1.42 W/kg

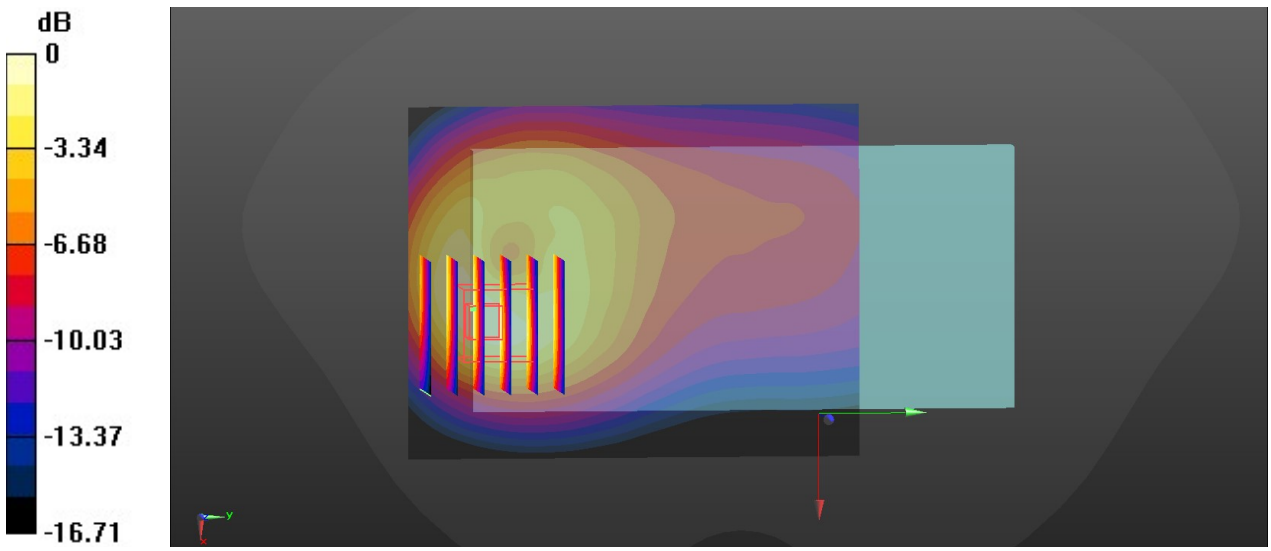


0 dB = 1.42 W/kg = 1.52 dBW/kg

**66_LTE Band 66_20M_QPSK_100RB_0offset_Back_5mm_Ch132322**

Communication System: UID 0, LTE-FDD (0); Frequency: 1745 MHz;Duty Cycle: 1:1
Medium: HSL_1750 Medium parameters used: f = 1745 MHz; $\sigma$ = 1.353 S/m; $\varepsilon_r$ = 41.068; $\rho$ = 1000 kg/m$^3$
Ambient Temperature：23.1 ℃; Liquid Temperature：22.6 ℃

DASY5 Configuration:
- Probe: EX3DV4 - SN3857; ConvF(8.46, 8.46, 8.46); Calibrated: 2019.5.27
- Sensor-Surface: 1.4mm (Mechanical Surface Detection)
- Electronics: DAE4 Sn1338; Calibrated: 2019.11.20
- Phantom: SAM2; Type: SAM; Serial: TP-1503
- Measurement SW: DASY52, Version 52.10 (3); SEMCAD X Version 14.6.13 (7474)

**Area Scan (71x91x1):** Interpolated grid: dx=1.500 mm, dy=1.500 mm
Maximum value of SAR (interpolated) = 1.28 W/kg

**Zoom Scan (5x5x7)/Cube 0:** Measurement grid: dx=8mm, dy=8mm, dz=5mm
Reference Value = 5.352 V/m; Power Drift = 0.08 dB
Peak SAR (extrapolated) = 2.15 W/kg
**SAR(1 g) = 1.17 W/kg; SAR(10 g) = 0.577 W/kg**
Maximum value of SAR (measured) = 1.51 W/kg

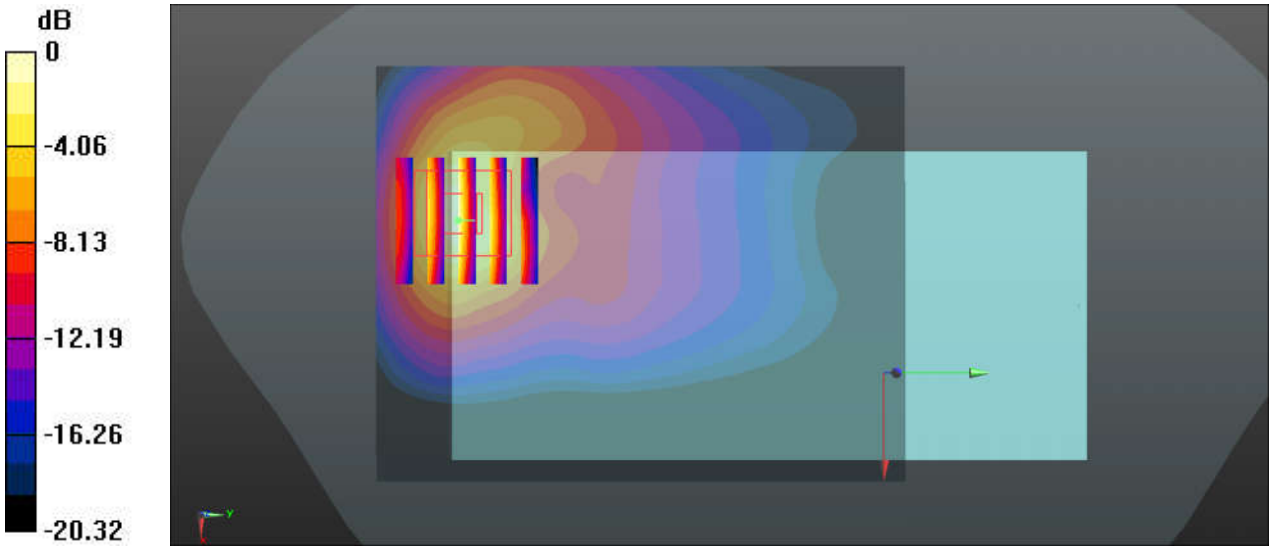


0 dB = 1.51 W/kg = 1.79 dBW/kg

Test Laboratory: Sporton International Inc. SAR/HAC Testing Lab Date: 2020.5.4

**67_LTE Band 25_20M_QPSK_50RB_0offset_Back_5mm_Ch26590**

Communication System: UID 0, LTE-FDD (0); Frequency: 1905 MHz;Duty Cycle: 1:1
Medium: HSL 1900 Medium parameters used: f = 1905 MHz; $\sigma$ = 1.418 S/m; $\varepsilon_r$ = 39.019; $\rho$ = 1000 kg/m$^3$
Ambient Temperature：23.2 ℃； Liquid Temperature：22.6 ℃

DASY5 Configuration:
- Probe: EX3DV4 - SN3857; ConvF(8.1, 8.1, 8.1); Calibrated: 2019.5.27
- Sensor-Surface: 1.4mm (Mechanical Surface Detection)
- Electronics: DAE4 Sn1338; Calibrated: 2019.11.20
- Phantom: SAM2; Type: SAM; Serial: TP-1503
- Measurement SW: DASY52, Version 52.10 (3); SEMCAD X Version 14.6.13 (7474)

**Area Scan (71x91x1):** Interpolated grid: dx=1.500 mm, dy=1.500 mm
Maximum value of SAR (interpolated) = 1.14 W/kg

**Zoom Scan (5x5x7)/Cube 0:** Measurement grid: dx=8mm, dy=8mm, dz=5mm
Reference Value = 6.091 V/m; Power Drift = 0.01 dB
Peak SAR (extrapolated) = 1.96 W/kg
**SAR(1 g) = 1 W/kg; SAR(10 g) = 0.473 W/kg**
Maximum value of SAR (measured) = 1.30 W/kg

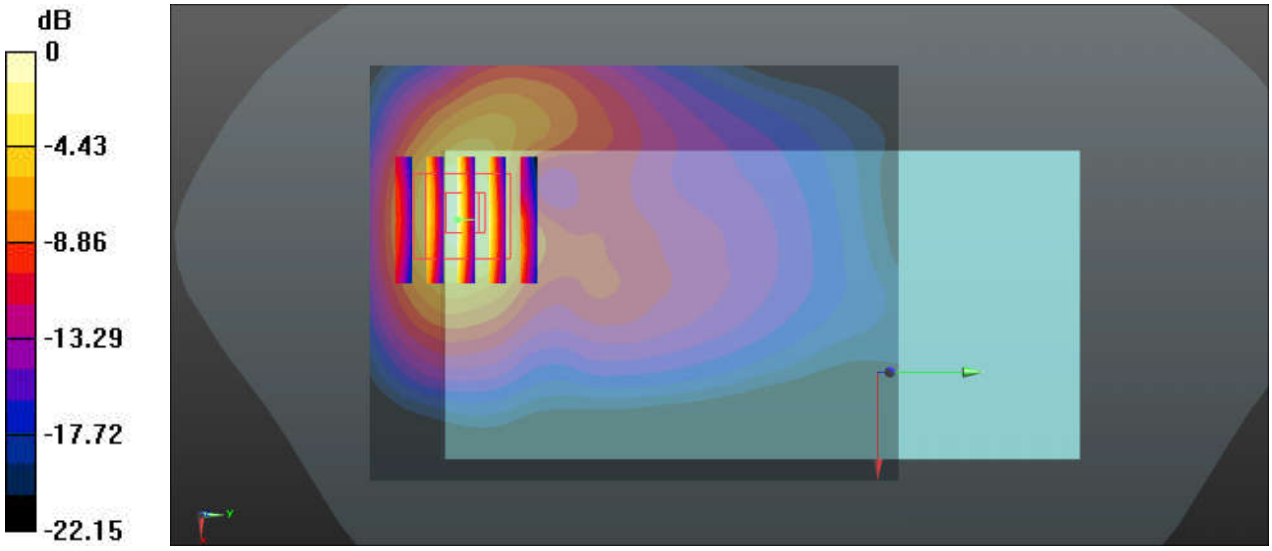


0 dB = 1.30 W/kg = 1.14 dBW/kg

Test Laboratory: Sporton International Inc. SAR/HAC Testing Lab Date: 2020.5.13

**68_LTE Band 7_20M_QPSK_50RB_0offset_Front_5mm_Ch21350**

Communication System: UID 0, LTE-FDD (0); Frequency: 2560 MHz;Duty Cycle: 1:1
Medium: HSL_2600 Medium parameters used: f = 2560 MHz; $\sigma$ = 1.911 S/m; $\varepsilon_r$ = 40.203; $\rho$ = 1000 kg/m$^3$
Ambient Temperature：23.2 ℃； Liquid Temperature：22.8 ℃

DASY5 Configuration:
- Probe: ES3DV3 - SN3293; ConvF(4.39, 4.39, 4.39); Calibrated: 2019.11.25
- Sensor-Surface: 3mm (Mechanical Surface Detection)
- Electronics: DAE4 Sn799; Calibrated: 2020.2.10
- Phantom: SAM2; Type: SAM; Serial: TP-1754
- Measurement SW: DASY52, Version 52.10 (3); SEMCAD X Version 14.6.13 (7474)

**Area Scan (91x81x1):** Interpolated grid: dx=1.200 mm, dy=1.200 mm
Maximum value of SAR (interpolated) = 1.25 W/kg

**Zoom Scan (7x7x7)/Cube 0:** Measurement grid: dx=5mm, dy=5mm, dz=5mm
Reference Value = 4.230 V/m; Power Drift = 0.01 dB
Peak SAR (extrapolated) = 2.45 W/kg
**SAR(1 g) = 1.03 W/kg; SAR(10 g) = 0.414 W/kg**
Maximum value of SAR (measured) = 1.41 W/kg

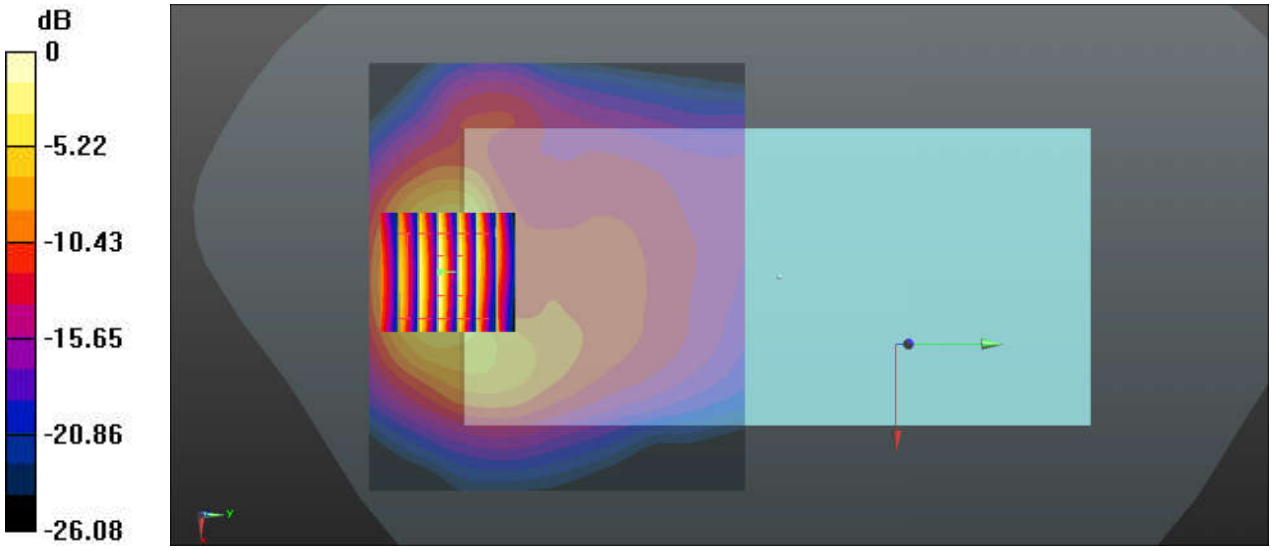


0 dB = 1.41 W/kg = 1.49 dBW/kg

Test Laboratory: Sporton International Inc. SAR/HAC Testing Lab Date: 2020.5.15

**69_LTE Band 41_20M_QPSK_50RB_0offset_Back_5mm_Ch40185**

Communication System: UID 0, LTE-TDD (0); Frequency: 2549.5 MHz;Duty Cycle: 1:1.59
Medium: HSL_2600 Medium parameters used: f = 2549.5 MHz; $\sigma$ = 1.898 S/m; $\varepsilon_r$ = 40.235; $\rho$ = 1000 kg/m$^3$
Ambient Temperature：23.3 °C; Liquid Temperature：22.7 °C

DASY5 Configuration:
- Probe: ES3DV3 - SN3293; ConvF(4.39, 4.39, 4.39); Calibrated: 2019.11.25
- Sensor-Surface: 3mm (Mechanical Surface Detection)
- Electronics: DAE4 Sn799; Calibrated: 2020.2.10
- Phantom: SAM2; Type: SAM; Serial: TP-1754
- Measurement SW: DASY52, Version 52.10 (3); SEMCAD X Version 14.6.13 (7474)

**Area Scan (91x81x1):** Interpolated grid: dx=1.200 mm, dy=1.200 mm
Maximum value of SAR (interpolated) = 1.28 W/kg

**Zoom Scan (7x7x7)/Cube 0:** Measurement grid: dx=5mm, dy=5mm, dz=5mm
Reference Value = 2.950 V/m; Power Drift = 0.08 dB
Peak SAR (extrapolated) = 2.07 W/kg
**SAR(1 g) = 0.960 W/kg; SAR(10 g) = 0.419 W/kg**
Maximum value of SAR (measured) = 1.29 W/kg

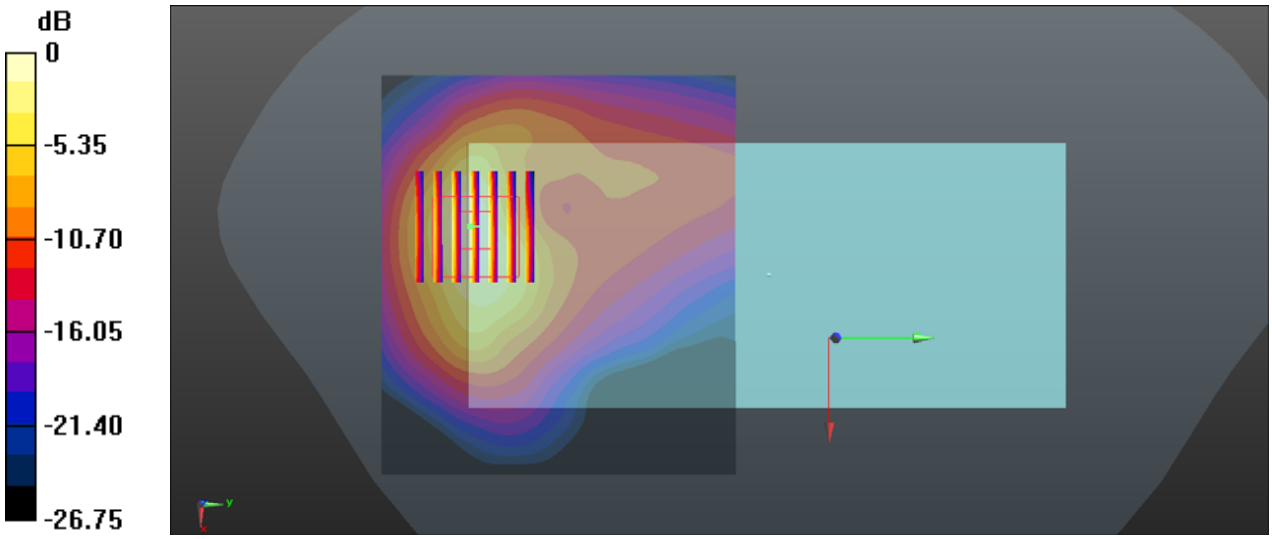


0 dB = 1.29 W/kg = 1.11 dBW/kg

**70_FR1 n5_20M_BPSK_1RB_1Offset_DFT-15KHz_Back_5mm_Ch167300**

Communication System: UID 0, 5G NR (0); Frequency: 836.5 MHz;Duty Cycle: 1:1
Medium: HSL_835 Medium parameters used: f = 836.5 MHz; $\sigma$ = 0.916 S/m; $\varepsilon_r$ = 41.245; $\rho$ = 1000 kg/m$^3$
Ambient Temperature：23.4 °C; Liquid Temperature：22.7 °C

DASY5 Configuration:
- Probe: ES3DV3 - SN3166; ConvF(6.29, 6.29, 6.29); Calibrated: 2020.3.2
- Sensor-Surface: 3mm (Mechanical Surface Detection)
- Electronics: DAE4 Sn1338; Calibrated: 2019.11.20
- Phantom: SAM1; Type: SAM; Serial: TP-1753
- Measurement SW: DASY52, Version 52.10 (4); SEMCAD X Version 14.6.14 (7483)

**Area Scan (71x81x1):** Interpolated grid: dx=1.500 mm, dy=1.500 mm
Maximum value of SAR (interpolated) = 1.04 W/kg

**Zoom Scan (6x6x7)/Cube 0:** Measurement grid: dx=8mm, dy=8mm, dz=5mm
Reference Value = 13.30 V/m; Power Drift = 0.07 dB
Peak SAR (extrapolated) = 1.40 W/kg
**SAR(1 g) = 0.680 W/kg; SAR(10 g) = 0.366 W/kg**
Maximum value of SAR (measured) = 1.13 W/kg

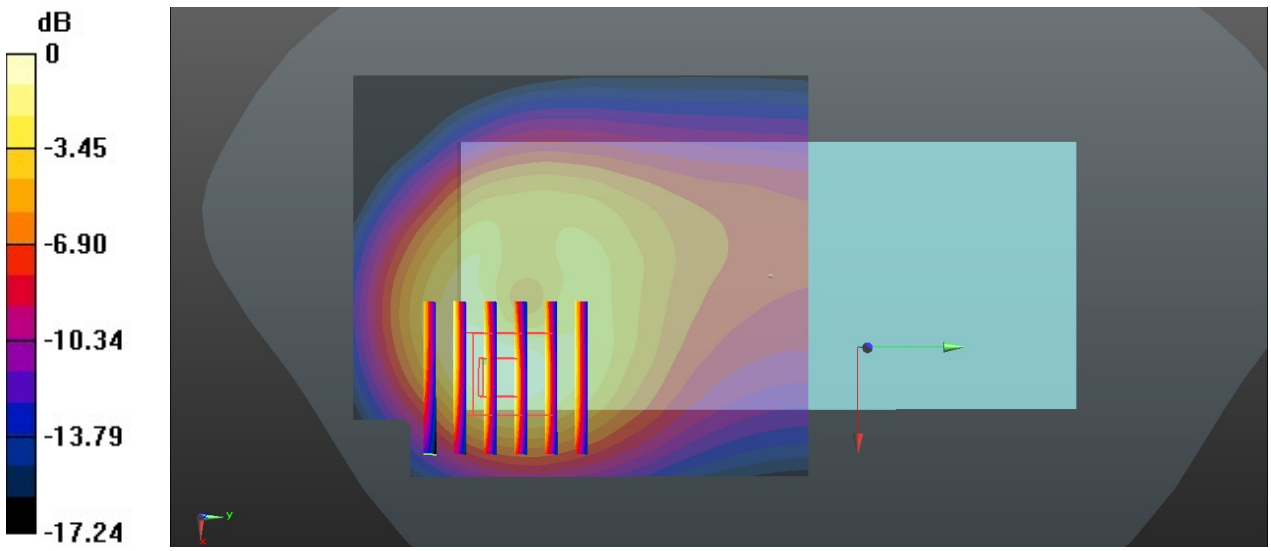


0 dB = 1.04 W/kg = 0.18 dBW/kg

**71_FR1 n12_15M_BPSK_1RB_1Offset_DFT-15KHz_Back_5mm_Ch141500**

Communication System: UID 0, 5G NR (0); Frequency: 707.5 MHz;Duty Cycle: 1:1
Medium: HSL_750 Medium parameters used: f = 707.5 MHz; $\sigma$ = 0.863 S/m; $\varepsilon_r$ = 43.279; $\rho$ = 1000 kg/m$^3$
Ambient Temperature：23.3 °C; Liquid Temperature：22.6 °C

DASY5 Configuration:
- Probe: ES3DV3 - SN3166; ConvF(6.43, 6.43, 6.43); Calibrated: 2020.3.2
- Sensor-Surface: 3mm (Mechanical Surface Detection)
- Electronics: DAE4 Sn1338; Calibrated: 2019.11.20
- Phantom: SAM1; Type: SAM; Serial: TP-1753
- Measurement SW: DASY52, Version 52.10 (4); SEMCAD X Version 14.6.14 (7483)

**Area Scan (71x131x1):** Interpolated grid: dx=1.500 mm, dy=1.500 mm
Maximum value of SAR (interpolated) = 0.933 W/kg

**Zoom Scan (5x5x7)/Cube 0:** Measurement grid: dx=8mm, dy=8mm, dz=5mm
Reference Value = 13.51 V/m; Power Drift = -0.09 dB
Peak SAR (extrapolated) = 1.48 W/kg
**SAR(1 g) = 0.705 W/kg; SAR(10 g) = 0.368 W/kg**
Maximum value of SAR (measured) = 0.886 W/kg

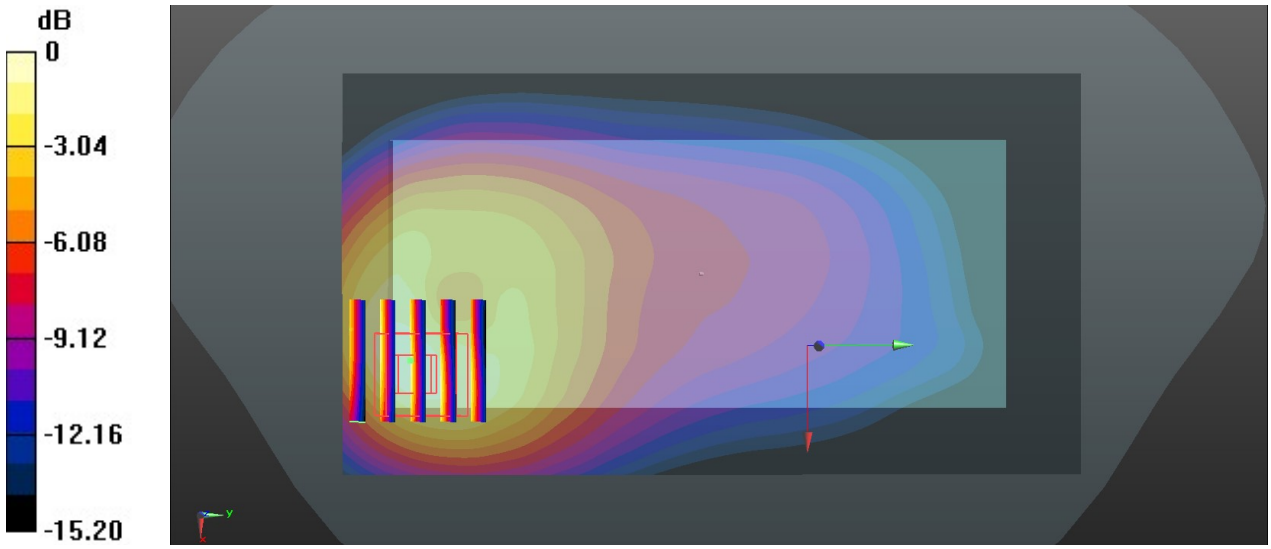


0 dB = 0.886 W/kg = -0.53 dBW/kg

**72_FR1 n71_20M_BPSK_50RB_0Offset_DFT-15KHz_Back_5mm_Ch136100**

Communication System: UID 0, 5G NR (0); Frequency: 680.5 MHz;Duty Cycle: 1:1
Medium: HSL_750 Medium parameters used: f = 680.5 MHz; $\sigma$ = 0.846 S/m; $\varepsilon_r$ = 43.611; $\rho$ = 1000 kg/m$^3$
Ambient Temperature：23.3 °C; Liquid Temperature：22.6 °C

DASY5 Configuration:
- Probe: ES3DV3 - SN3166; ConvF(6.43, 6.43, 6.43); Calibrated: 2020.3.2
- Sensor-Surface: 3mm (Mechanical Surface Detection)
- Electronics: DAE4 Sn1338; Calibrated: 2019.11.20
- Phantom: SAM1; Type: SAM; Serial: TP-1753
- Measurement SW: DASY52, Version 52.10 (4); SEMCAD X Version 14.6.14 (7483)

**Area Scan (71x81x1):** Interpolated grid: dx=1.500 mm, dy=1.500 mm
Maximum value of SAR (interpolated) = 0.784 W/kg

**Zoom Scan (5x5x7)/Cube 0:** Measurement grid: dx=8mm, dy=8mm, dz=5mm
Reference Value = 12.35 V/m; Power Drift = 0.01 dB
Peak SAR (extrapolated) = 1.25 W/kg
**SAR(1 g) = 0.581 W/kg; SAR(10 g) = 0.303 W/kg**
Maximum value of SAR (measured) = 0.728 W/kg

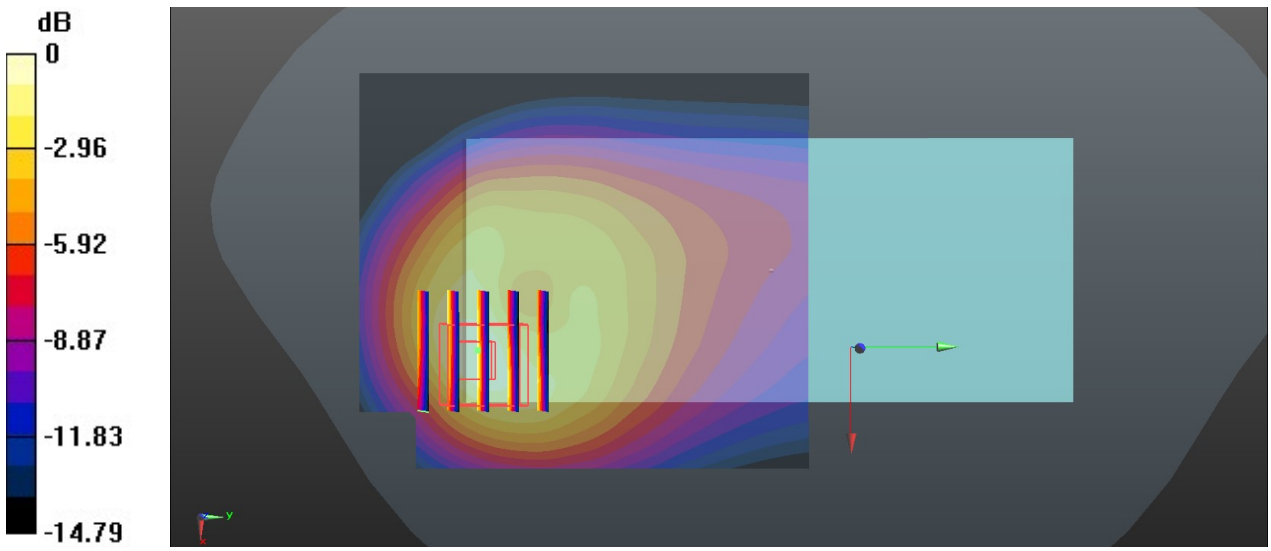


0 dB = 0.728 W/kg = -1.38 dBW/kg

Test Laboratory: Sporton International Inc. SAR/HAC Testing Lab Date: 2020.5.13

**73_FR1 n66_20M_BPSK_50RB_0Offset_DFT-15KHz_Back_5mm_Ch354000**

Communication System: UID 0, 5G NR (0); Frequency: 1770 MHz;Duty Cycle: 1:1
Medium: HSL_1750 Medium parameters used: f = 1770 MHz; $\sigma$ = 1.362 S/m; $\varepsilon_r$ = 39.17; $\rho$ = 1000 kg/m$^3$
Ambient Temperature：23.2 ℃； Liquid Temperature：22.8 ℃

DASY5 Configuration:
- Probe: ES3DV3 - SN3166; ConvF(5.35, 5.35, 5.35); Calibrated: 2020.3.2
- Sensor-Surface: 3mm (Mechanical Surface Detection)
- Electronics: DAE4 Sn1338; Calibrated: 2019.11.20
- Phantom: SAM1; Type: SAM; Serial: TP-1753
- Measurement SW: DASY52, Version 52.10 (4); SEMCAD X Version 14.6.14 (7483)

**Area Scan (71x71x1):** Interpolated grid: dx=1.500 mm, dy=1.500 mm
Maximum value of SAR (interpolated) = 0.799 W/kg

**Zoom Scan (5x5x7)/Cube 0:** Measurement grid: dx=8mm, dy=8mm, dz=5mm
Reference Value = 5.798 V/m; Power Drift = -0.09 dB
Peak SAR (extrapolated) = 0.973 W/kg
**SAR(1 g) = 0.522 W/kg; SAR(10 g) = 0.268 W/kg**
Maximum value of SAR (measured) = 0.710 W/kg

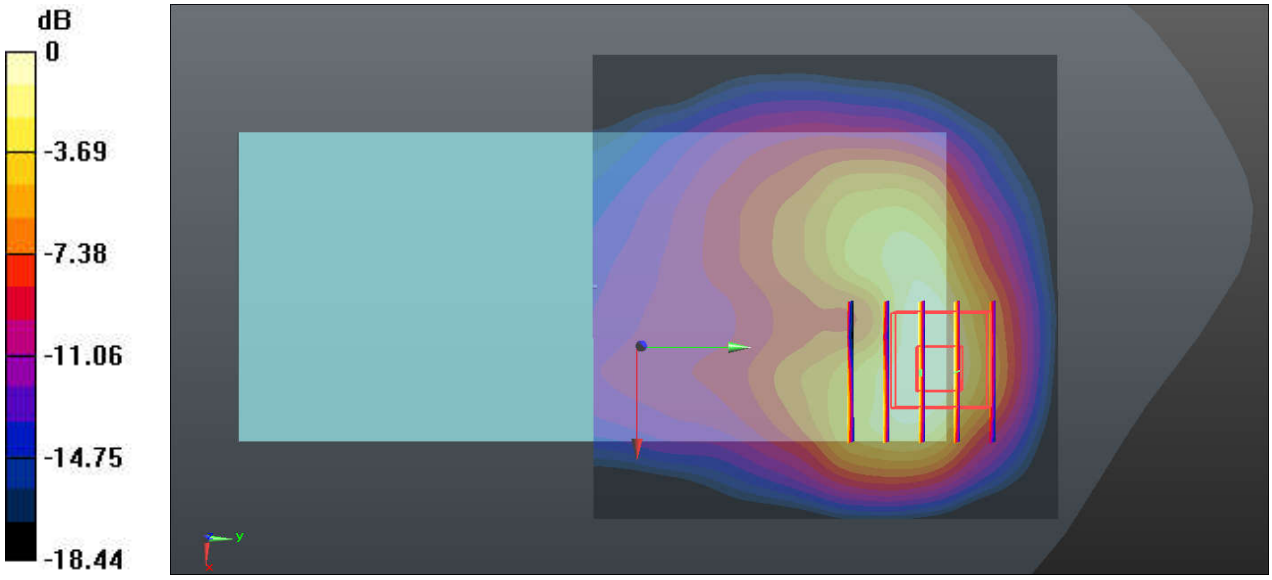


0 dB = 0.710 W/kg = -1.49 dBW/kg

Test Laboratory: Sporton International Inc. SAR/HAC Testing Lab Date: 2020.5.14

**74_FR1 n25_20M_BPSK_50RB_0Offset_DFT-15KHz_Back_5mm_Ch372000**

Communication System: UID 0, 5G NR (0); Frequency: 1860 MHz;Duty Cycle: 1:1
Medium: HSL_1900 Medium parameters used: f = 1860 MHz; $\sigma$ = 1.375 S/m; $\varepsilon_r$ = 39.22; $\rho$ = 1000 kg/m$^3$
Ambient Temperature：23.3 °C; Liquid Temperature：22.9 °C

DASY5 Configuration:
- Probe: ES3DV3 - SN3166; ConvF(5.16, 5.16, 5.16); Calibrated: 2020.3.2
- Sensor-Surface: 3mm (Mechanical Surface Detection)
- Electronics: DAE4 Sn1338; Calibrated: 2019.11.20
- Phantom: SAM1; Type: SAM; Serial: TP-1753
- Measurement SW: DASY52, Version 52.10 (4); SEMCAD X Version 14.6.14 (7483)

**Area Scan (71x81x1):** Interpolated grid: dx=1.500 mm, dy=1.500 mm
Maximum value of SAR (interpolated) = 0.645 W/kg

**Zoom Scan (5x5x7)/Cube 0:** Measurement grid: dx=8mm, dy=8mm, dz=5mm
Reference Value = 4.627 V/m; Power Drift = 0.04 dB
Peak SAR (extrapolated) = 0.820 W/kg
**SAR(1 g) = 0.447 W/kg; SAR(10 g) = 0.230 W/kg**
Maximum value of SAR (measured) = 0.671 W/kg

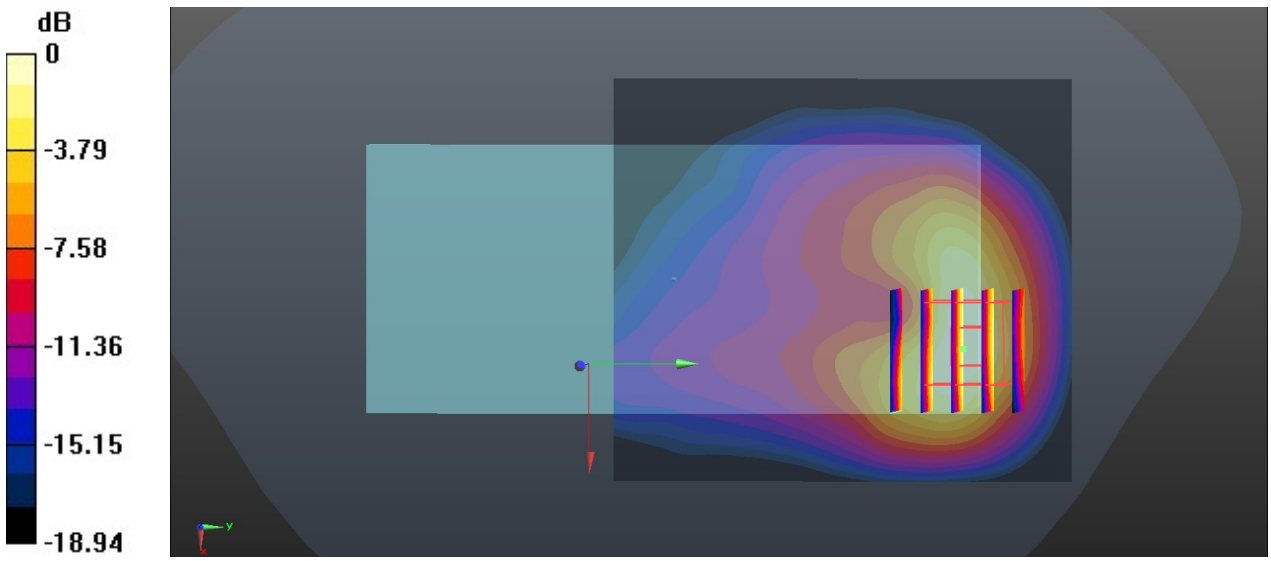


0 dB = 0.671 W/kg = -1.73 dBW/kg

Test Laboratory: Sporton International Inc. SAR/HAC Testing Lab Date: 2020.5.18

**75_FR1 n41_100M_BPSK_135RB_0Offset_DFT-30KHz_Back_5mm_Ch518598**

Communication System: UID 0, 5G NR (0); Frequency: 2592.99 MHz;Duty Cycle: 1:1
Medium: HSL_2600 Medium parameters used: f = 2593 MHz; $\sigma$ = 2.044 S/m; $\varepsilon_r$ = 37.884; $\rho$ = 1000 kg/m$^3$
Ambient Temperature：23.4 ℃; Liquid Temperature：22.8 ℃

DASY5 Configuration:
- Probe: ES3DV3 - SN3166; ConvF(4.63, 4.63, 4.63); Calibrated: 2020.3.2
- Sensor-Surface: 3mm (Mechanical Surface Detection)
- Electronics: DAE4 Sn1338; Calibrated: 2019.11.20
- Phantom: SAM1; Type: SAM; Serial: TP-1753
- Measurement SW: DASY52, Version 52.10 (4); SEMCAD X Version 14.6.14 (7483)

**Area Scan (91x81x1):** Interpolated grid: dx=1.200 mm, dy=1.200 mm
Maximum value of SAR (interpolated) = 0.876 W/kg

**Zoom Scan (7x7x7)/Cube 0:** Measurement grid: dx=5mm, dy=5mm, dz=5mm
Reference Value = 3.850 V/m; Power Drift = -0.08 dB
Peak SAR (extrapolated) = 1.71 W/kg
**SAR(1 g) = 0.674 W/kg; SAR(10 g) = 0.258 W/kg**
Maximum value of SAR (measured) = 0.936 W/kg

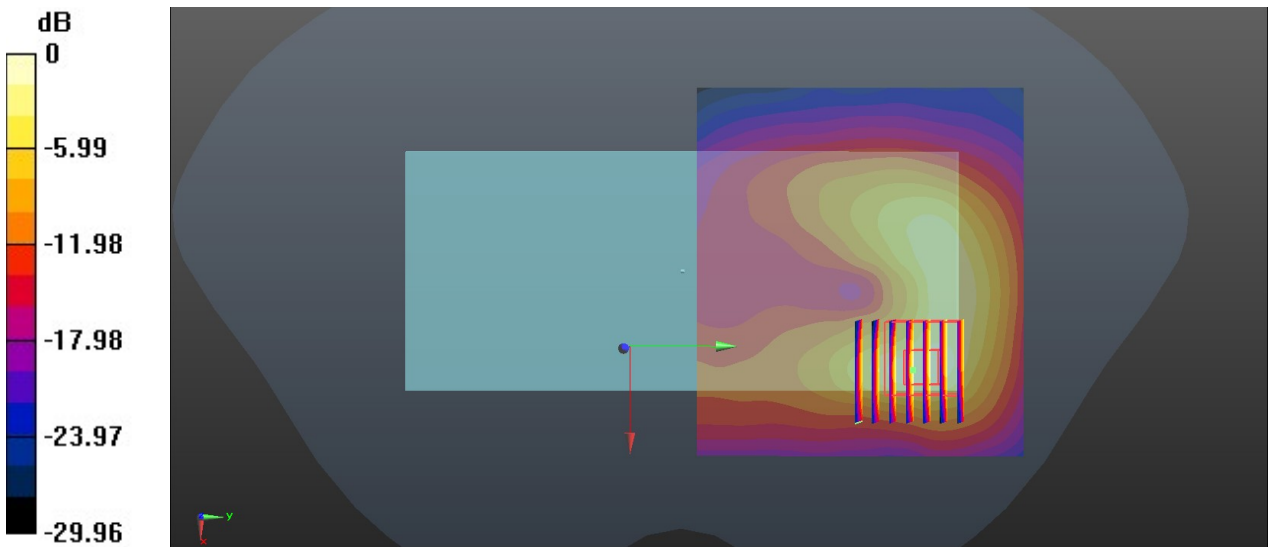


0 dB = 0.936 W/kg = -0.29 dBW/kg

**76_WLAN2.4GHz_802.11b 1Mbps_Back_5mm_Ch6**

Communication System: UID 0, WIFI (0); Frequency: 2437 MHz;Duty Cycle: 1:1
Medium: HSL_2450 Medium parameters used: f = 2437 MHz; $\sigma$ = 1.73 S/m; $\varepsilon_r$ = 39.317; $\rho$ = 1000 kg/m$^3$
Ambient Temperature：23.1 °C; Liquid Temperature：22.5 °C

DASY5 Configuration:
- Probe: EX3DV4 - SN3857; ConvF(7.5, 7.5, 7.5); Calibrated: 2019.5.27
- Sensor-Surface: 1.4mm (Mechanical Surface Detection)
- Electronics: DAE4 Sn1338; Calibrated: 2019.11.20
- Phantom: SAM2; Type: SAM; Serial: TP-1503
- Measurement SW: DASY52, Version 52.10 (3); SEMCAD X Version 14.6.13 (7474)

**Area Scan (81x151x1):** Interpolated grid: dx=1.200 mm, dy=1.200 mm
Maximum value of SAR (interpolated) = 1.15 W/kg

**Zoom Scan (7x7x7)/Cube 0:** Measurement grid: dx=5mm, dy=5mm, dz=5mm
Reference Value = 12.99 V/m; Power Drift = 0.15 dB
Peak SAR (extrapolated) = 2.91 W/kg
**SAR(1 g) = 0.873 W/kg; SAR(10 g) = 0.299 W/kg**
Maximum value of SAR (measured) = 1.58 W/kg

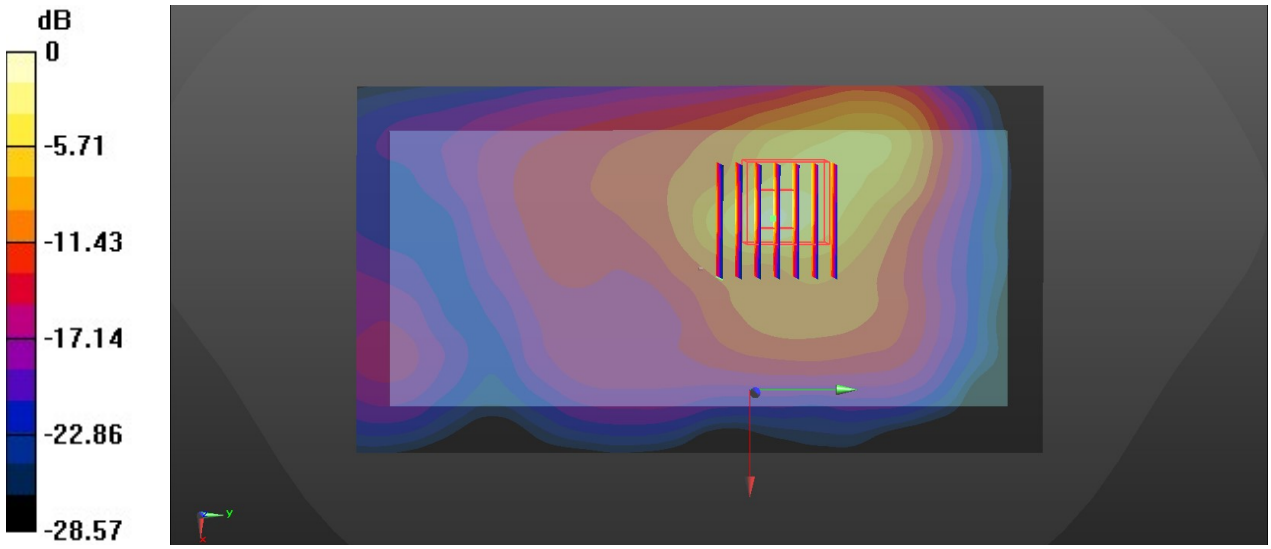


0 dB = 1.58 W/kg = 1.99 dBW/kg

Test Laboratory: Sporton International Inc. SAR/HAC Testing Lab Date: 2020.5.17

**77_WLAN5GHz_802.11a_6Mbps_Back_5mm_Ch48**

Communication System: UID 0, WIFI (0); Frequency: 5240 MHz;Duty Cycle: 1:1.021
Medium: HSL_5000 Medium parameters used: f = 5240 MHz; $\sigma$ = 4.542 S/m; $\varepsilon_r$ = 34.788; $\rho$ = 1000 kg/m$^3$
Ambient Temperature：23.2 ℃; Liquid Temperature：22.8 ℃

DASY5 Configuration:
- Probe: EX3DV4 - SN3857; ConvF(5.19, 5.19, 5.19); Calibrated: 2019.5.27
- Sensor-Surface: 1.4mm (Mechanical Surface Detection)
- Electronics: DAE4 Sn1338; Calibrated: 2019.11.20
- Phantom: SAM2; Type: SAM; Serial: TP-1503
- Measurement SW: DASY52, Version 52.10 (4); SEMCAD X Version 14.6.14 (7483)

**Area Scan (91x101x1):** Interpolated grid: dx=1.000 mm, dy=1.000 mm
Maximum value of SAR (interpolated) = 2.49 W/kg

**Zoom Scan (7x7x7)/Cube 0:** Measurement grid: dx=4mm, dy=4mm, dz=1.4mm
Reference Value = 7.986 V/m; Power Drift = 0.05 dB
Peak SAR (extrapolated) = 4.77 W/kg
**SAR(1 g) = 0.994 W/kg; SAR(10 g) = 0.286 W/kg**
Maximum value of SAR (measured) = 2.43 W/kg

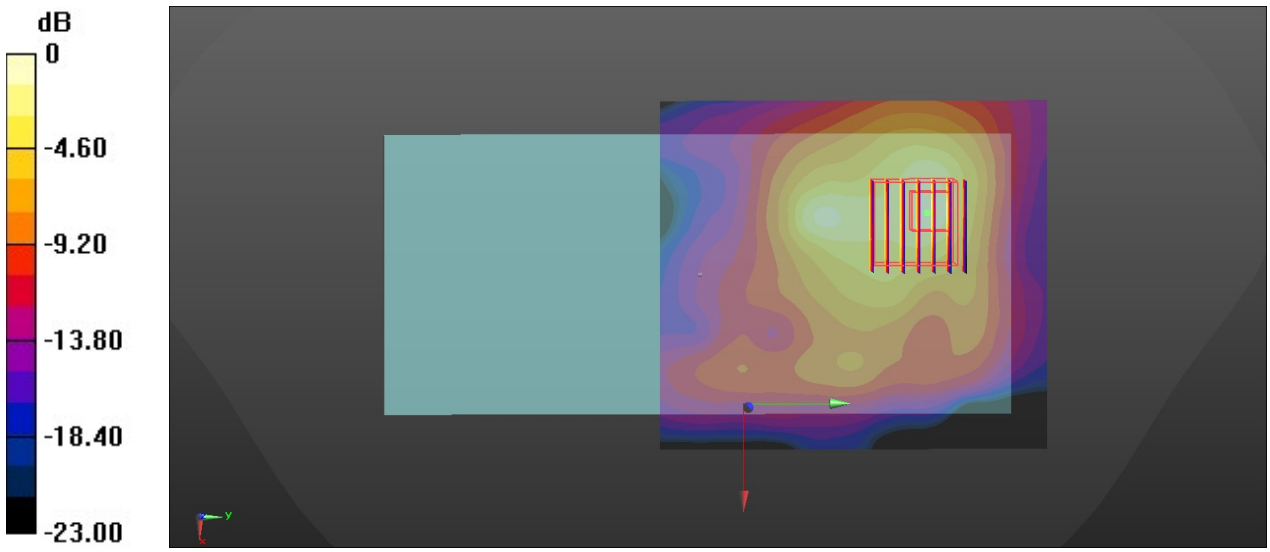


0 dB = 2.43 W/kg = 3.86 dBW/kg

**78_WLAN5GHz_802.11a_6Mbps_Back_5mm_Ch64**

Communication System: UID 0, WIFI (0); Frequency: 5320 MHz;Duty Cycle: 1:1.021
Medium: HSL_5000 Medium parameters used: f = 5320 MHz; $\sigma$ = 4.623 S/m; $\varepsilon_r$ = 34.682; $\rho$ = 1000 kg/m$^3$
Ambient Temperature：23.2 ℃; Liquid Temperature：22.8 ℃

DASY5 Configuration:
- Probe: EX3DV4 - SN3857; ConvF(5.19, 5.19, 5.19); Calibrated: 2019.5.27
- Sensor-Surface: 1.4mm (Mechanical Surface Detection)
- Electronics: DAE4 Sn1338; Calibrated: 2019.11.20
- Phantom: SAM2; Type: SAM; Serial: TP-1503
- Measurement SW: DASY52, Version 52.10 (4); SEMCAD X Version 14.6.14 (7483)

**Area Scan (91x101x1):** Interpolated grid: dx=1.000 mm, dy=1.000 mm
Maximum value of SAR (interpolated) = 2.26 W/kg

**Zoom Scan (7x7x7)/Cube 0:** Measurement grid: dx=4mm, dy=4mm, dz=1.4mm
Reference Value = 5.093 V/m; Power Drift = -0.09 dB
Peak SAR (extrapolated) = 3.95 W/kg
**SAR(1 g) = 0.935 W/kg; SAR(10 g) = 0.247 W/kg**
Maximum value of SAR (measured) = 2.26 W/kg

**Zoom Scan (7x7x7)/Cube 1:** Measurement grid: dx=4mm, dy=4mm, dz=1.4mm
Reference Value = 5.093 V/m; Power Drift = -0.09 dB
Peak SAR (extrapolated) = 2.33 W/kg
**SAR(1 g) = 0.868 W/kg; SAR(10 g) = 0.218 W/kg**
Maximum value of SAR (measured) = 2.04 W/kg

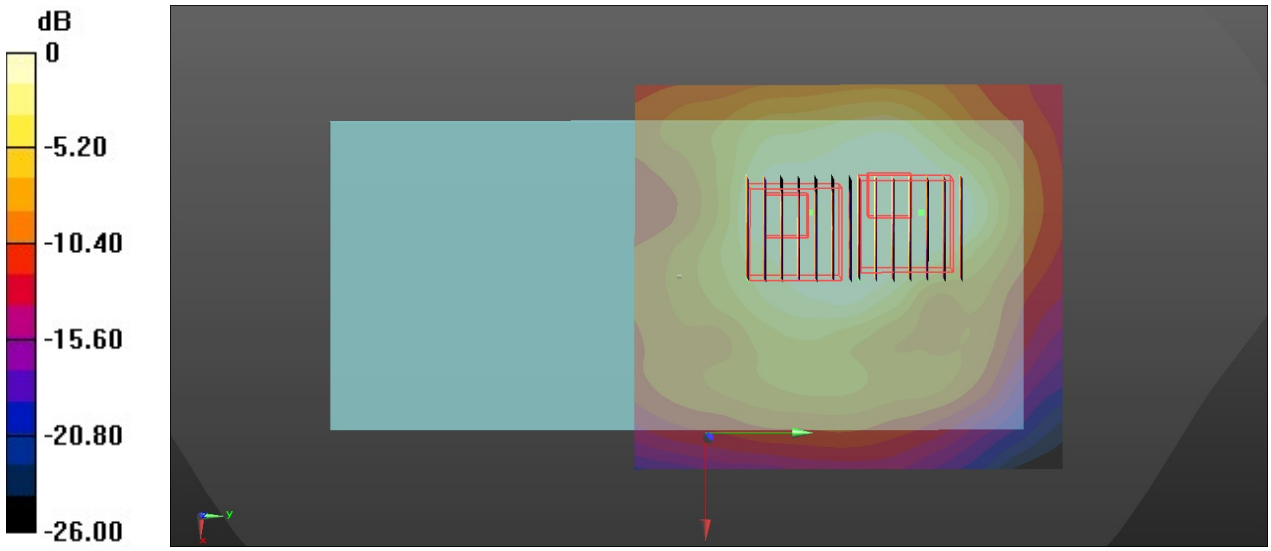


0 dB = 2.04 W/kg = 3.10 dBW/kg

Test Laboratory: Sporton International Inc. SAR/HAC Testing Lab Date: 2020.5.19

**79_WLAN5GHz_802.11a_6Mbps_Back_5mm_Ch100**

Communication System: UID 0, WIFI (0); Frequency: 5500 MHz;Duty Cycle: 1:1.021
Medium: HSL_5000 Medium parameters used: f = 5500 MHz; $\sigma$ = 4.791 S/m; $\varepsilon_r$ = 34.437; $\rho$ = 1000 kg/m$^3$
Ambient Temperature：23.2 ℃; Liquid Temperature：22.8 ℃

DASY5 Configuration:
- Probe: EX3DV4 - SN3857; ConvF(4.92, 4.92, 4.92); Calibrated: 2019.5.27
- Sensor-Surface: 1.4mm (Mechanical Surface Detection)
- Electronics: DAE4 Sn1338; Calibrated: 2019.11.20
- Phantom: SAM2; Type: SAM; Serial: TP-1503
- Measurement SW: DASY52, Version 52.10 (4); SEMCAD X Version 14.6.14 (7483)

**Area Scan (91x101x1):** Interpolated grid: dx=1.000 mm, dy=1.000 mm
Maximum value of SAR (interpolated) = 2.39 W/kg

**Zoom Scan (7x7x7)/Cube 0:** Measurement grid: dx=4mm, dy=4mm, dz=1.4mm
Reference Value = 3.985 V/m; Power Drift = 0.06 dB
Peak SAR (extrapolated) = 4.39 W/kg
**SAR(1 g) = 0.889 W/kg; SAR(10 g) = 0.261 W/kg**
Maximum value of SAR (measured) = 2.28 W/kg

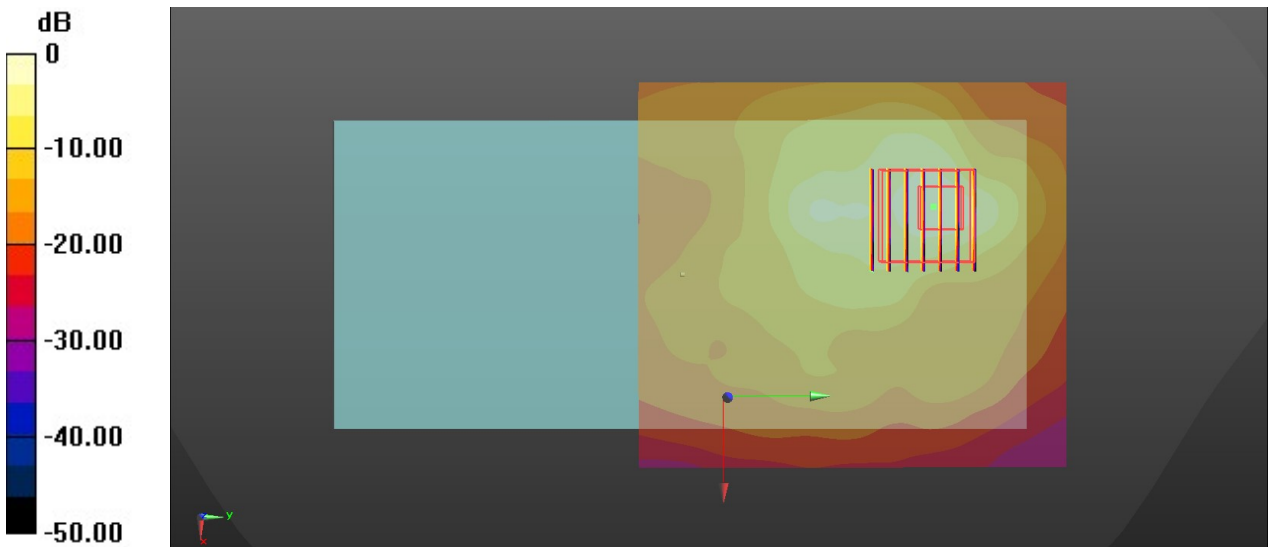


0 dB = 2.28 W/kg = 3.58 dBW/kg

Test Laboratory: Sporton International Inc. SAR/HAC Testing Lab Date: 2020.5.21

**80_WLAN5GHz_802.11a_6Mbps_Back_5mm_Ch149**

Communication System: UID 0, WIFI (0); Frequency: 5745 MHz;Duty Cycle: 1:1.021
Medium: HSL_5000 Medium parameters used: f = 5745 MHz; $\sigma$ = 5.042 S/m; $\varepsilon_r$ = 34.082; $\rho$ = 1000 kg/m$^3$
Ambient Temperature：23.2 ℃; Liquid Temperature：22.8 ℃

DASY5 Configuration:
- Probe: EX3DV4 - SN3857; ConvF(5.17, 5.17, 5.17); Calibrated: 2019.5.27
- Sensor-Surface: 1.4mm (Mechanical Surface Detection)
- Electronics: DAE4 Sn1338; Calibrated: 2019.11.20
- Phantom: SAM2; Type: SAM; Serial: TP-1503
- Measurement SW: DASY52, Version 52.10 (4); SEMCAD X Version 14.6.14 (7483)

**Area Scan (91x101x1):** Interpolated grid: dx=1.000 mm, dy=1.000 mm
Maximum value of SAR (interpolated) = 2.48 W/kg

**Zoom Scan (7x7x7)/Cube 0:** Measurement grid: dx=4mm, dy=4mm, dz=1.4mm
Reference Value = 4.612 V/m; Power Drift = -0.09 dB
Peak SAR (extrapolated) = 4.80 W/kg
**SAR(1 g) = 0.922 W/kg; SAR(10 g) = 0.251 W/kg**
Maximum value of SAR (measured) = 2.51 W/kg

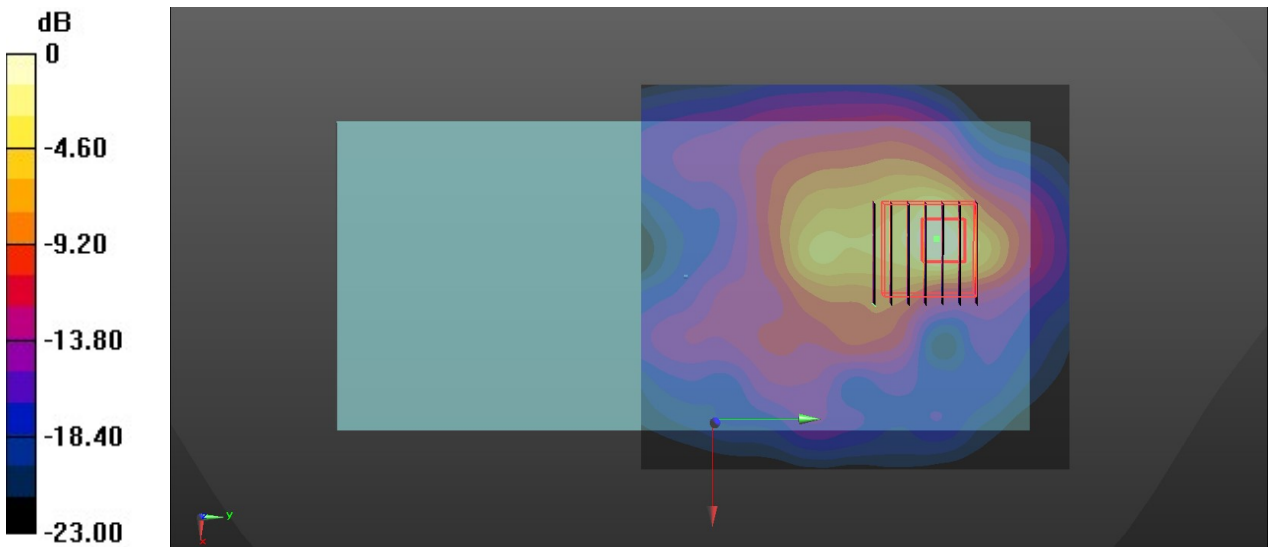


0 dB = 2.51 W/kg = 3.40 dBW/kg

**81_Bluetooth_DH5 1Mbps_Front_5mm_Ch78**

Communication System: UID 0, Bluetooth (0); Frequency: 2480 MHz;Duty Cycle: 1:1.3
Medium: HSL_2450 Medium parameters used: f = 2480 MHz; $\sigma$ = 1.781 S/m; $\varepsilon_r$ = 39.152; $\rho$ = 1000 kg/m$^3$
Ambient Temperature：23.1 ℃; Liquid Temperature：22.5 ℃

DASY5 Configuration:
- Probe: EX3DV4 - SN3857; ConvF(7.5, 7.5, 7.5); Calibrated: 2019.5.27
- Sensor-Surface: 1.4mm (Mechanical Surface Detection)
- Electronics: DAE4 Sn1338; Calibrated: 2019.11.20
- Phantom: SAM2; Type: SAM; Serial: TP-1503
- Measurement SW: DASY52, Version 52.10 (3); SEMCAD X Version 14.6.13 (7474)

**Area Scan (81x151x1):** Interpolated grid: dx=1.200 mm, dy=1.200 mm
Maximum value of SAR (interpolated) = 0.0903 W/kg

**Zoom Scan (7x7x7)/Cube 0:** Measurement grid: dx=5mm, dy=5mm, dz=5mm
Reference Value = 1.920 V/m; Power Drift = 0.08 dB
Peak SAR (extrapolated) = 0.089 W/kg
**SAR(1 g) = 0.046 W/kg; SAR(10 g) = 0.024 W/kg**
Maximum value of SAR (measured) = 0.067 W/kg

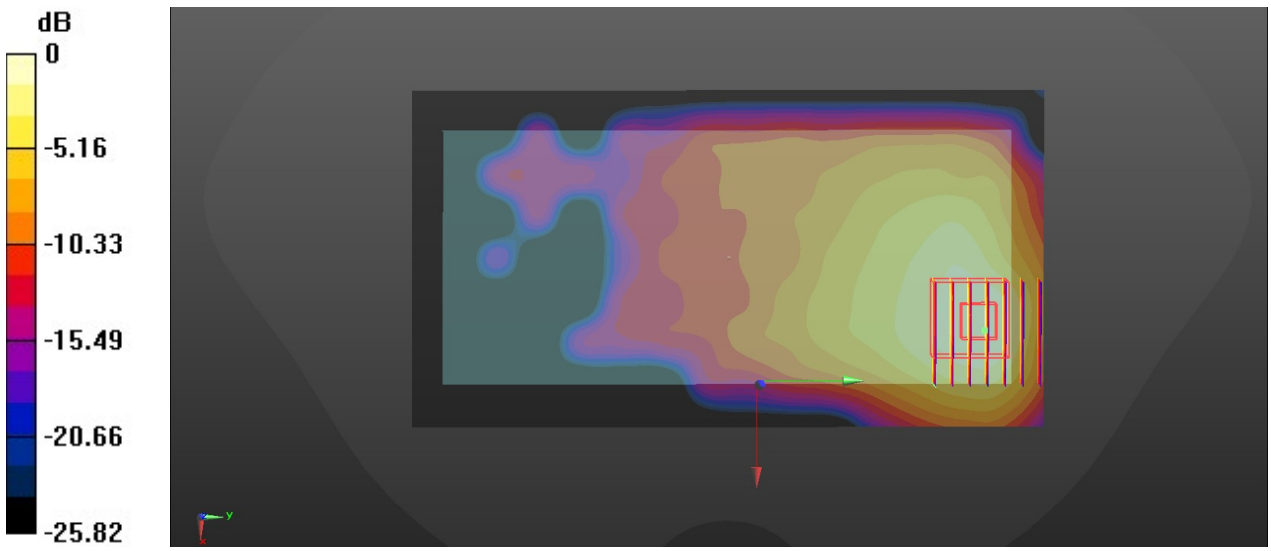


0 dB = 0.067 W/kg = -11.74 dBW/kg

Test Laboratory: Sporton International Inc. SAR/HAC Testing Lab Date: 2020.4.27

**82_GSM850_GPRS 3 Tx slot_Back_0mm_Ch189**

Communication System: UID 0, GSM850 (0); Frequency: 836.4 MHz;Duty Cycle: 1:2.77
Medium: HSL_835 Medium parameters used: f = 836.4 MHz; $\sigma$ = 0.906 S/m; $\varepsilon_r$ = 41.644; $\rho$ = 1000 kg/m$^3$
Ambient Temperature：23.4 ℃； Liquid Temperature：22.8 ℃

DASY5 Configuration:
- Probe: EX3DV4 - SN3857; ConvF(9.48, 9.48, 9.48); Calibrated: 2019.5.27
- Sensor-Surface: 1.4mm (Mechanical Surface Detection)
- Electronics: DAE4 Sn1338; Calibrated: 2019.11.20
- Phantom: SAM2; Type: SAM; Serial: TP-1503
- Measurement SW: DASY52, Version 52.10 (3); SEMCAD X Version 14.6.13 (7474)

**Area Scan (71x91x1):** Interpolated grid: dx=1.500 mm, dy=1.500 mm
Maximum value of SAR (interpolated) = 2.20 W/kg

**Zoom Scan (5x5x7)/Cube 0:** Measurement grid: dx=8mm, dy=8mm, dz=5mm
Reference Value = 9.750 V/m; Power Drift = 0.05 dB
Peak SAR (extrapolated) = 3.88 W/kg
**SAR(1 g) = 1.67 W/kg; SAR(10 g) = 0.834 W/kg**
Maximum value of SAR (measured) = 2.36 W/kg

**Zoom Scan (5x5x7)/Cube 1:** Measurement grid: dx=8mm, dy=8mm, dz=5mm
Reference Value = 9.750 V/m; Power Drift = 0.05 dB
Peak SAR (extrapolated) = 3.61 W/kg
**SAR(1 g) = 1.39 W/kg; SAR(10 g) = 0.706 W/kg**
Maximum value of SAR (measured) = 2.12 W/kg

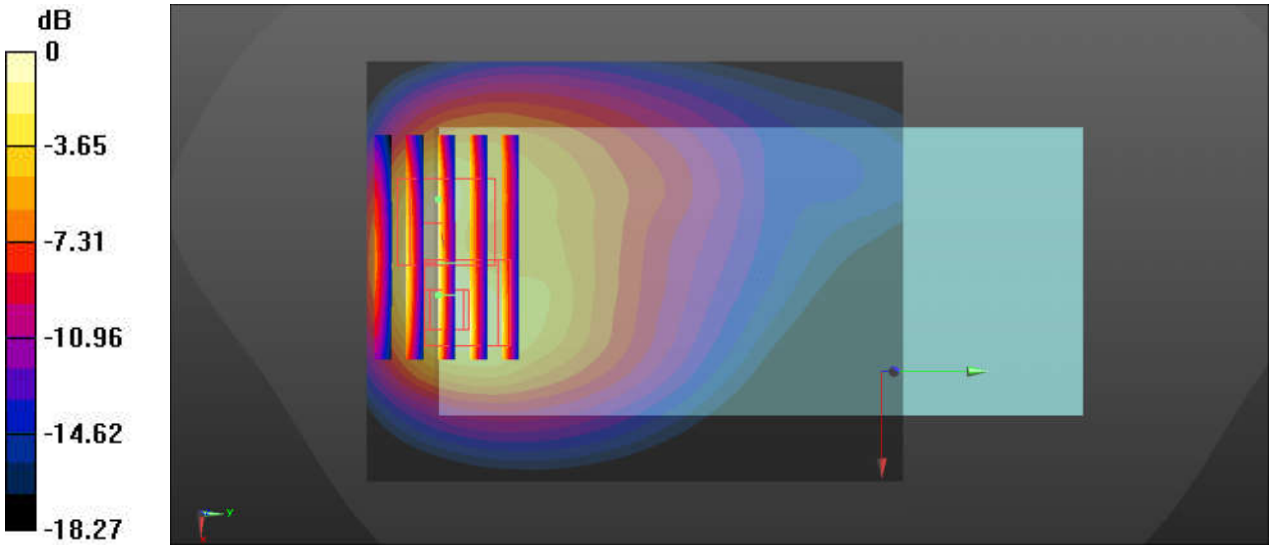


0 dB = 2.12 W/kg = 3.26 dBW/kg

Test Laboratory: Sporton International Inc. SAR/HAC Testing Lab Date: 2020.5.6

**83_GSM1900_GPRS 3 Tx slot_Bottom Side_0mm_Ch512**

Communication System: UID 0, PCS (0); Frequency: 1850.2 MHz;Duty Cycle: 1:2.77
Medium: HSL 1900 Medium parameters used: f = 1850.2 MHz; $\sigma$ = 1.364 S/m; $\varepsilon_r$ = 39.255; $\rho$ = 1000 kg/m$^3$
Ambient Temperature：23.3 °C; Liquid Temperature：22.6 °C

DASY5 Configuration:
- Probe: ES3DV3 - SN3293; ConvF(5.32, 5.32, 5.32); Calibrated: 2019.11.25
- Sensor-Surface: 3mm (Mechanical Surface Detection)
- Electronics: DAE4 Sn799; Calibrated: 2020.2.10
- Phantom: SAM1; Type: SAM; Serial: TP-1753
- Measurement SW: DASY52, Version 52.10 (3); SEMCAD X Version 14.6.13 (7474)

**Area Scan (41x81x1):** Interpolated grid: dx=1.500 mm, dy=1.500 mm
Maximum value of SAR (interpolated) = 8.29 W/kg

**Zoom Scan (5x5x7)/Cube 0:** Measurement grid: dx=8mm, dy=8mm, dz=5mm
Reference Value = 32.61 V/m; Power Drift = 0.02 dB
Peak SAR (extrapolated) = 13.1 W/kg
**SAR(1 g) = 6.34 W/kg; SAR(10 g) = 2.74 W/kg**
Maximum value of SAR (measured) = 8.77 W/kg

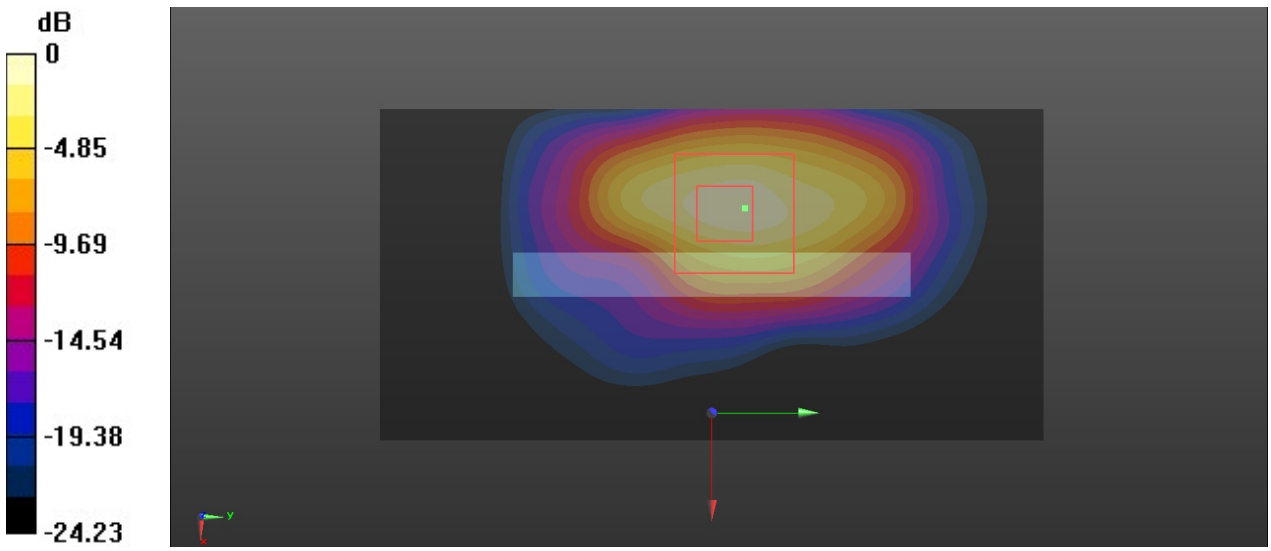


0 dB = 8.77 W/kg = 9.43 dBW/kg

Test Laboratory: Sporton International Inc. SAR/HAC Testing Lab Date: 2020.4.27

**84_WCDMA V_RMC12.2Kbps_Back_0mm_Ch4182**

Communication System: UID 0, WCDMA (0); Frequency: 836.4 MHz;Duty Cycle: 1:1
Medium: HSL_835 Medium parameters used: f = 836.4 MHz; $\sigma$ = 0.906 S/m; $\varepsilon_r$ = 41.644; $\rho$ = 1000 kg/m$^3$
Ambient Temperature：23.4 ℃； Liquid Temperature：22.8 ℃

DASY5 Configuration:
- Probe: EX3DV4 - SN3857; ConvF(9.48, 9.48, 9.48); Calibrated: 2019.5.27
- Sensor-Surface: 1.4mm (Mechanical Surface Detection)
- Electronics: DAE4 Sn1338; Calibrated: 2019.11.20
- Phantom: SAM2; Type: SAM; Serial: TP-1503
- Measurement SW: DASY52, Version 52.10 (3); SEMCAD X Version 14.6.13 (7474)

**Area Scan (71x91x1):** Interpolated grid: dx=1.500 mm, dy=1.500 mm
Maximum value of SAR (interpolated) = 4.70 W/kg

**Zoom Scan (5x5x7)/Cube 0:** Measurement grid: dx=8mm, dy=8mm, dz=5mm
Reference Value = 12.43 V/m; Power Drift = 0.06 dB
Peak SAR (extrapolated) = 6.76 W/kg
**SAR(1 g) = 2.99 W/kg; SAR(10 g) = 1.52 W/kg**
Maximum value of SAR (measured) = 3.63 W/kg

**Zoom Scan (5x5x7)/Cube 1:** Measurement grid: dx=8mm, dy=8mm, dz=5mm
Reference Value = 12.43 V/m; Power Drift = 0.06 dB
Peak SAR (extrapolated) = 7.35 W/kg
**SAR(1 g) = 2.43 W/kg; SAR(10 g) = 1.21 W/kg**
Maximum value of SAR (measured) = 3.61 W/kg

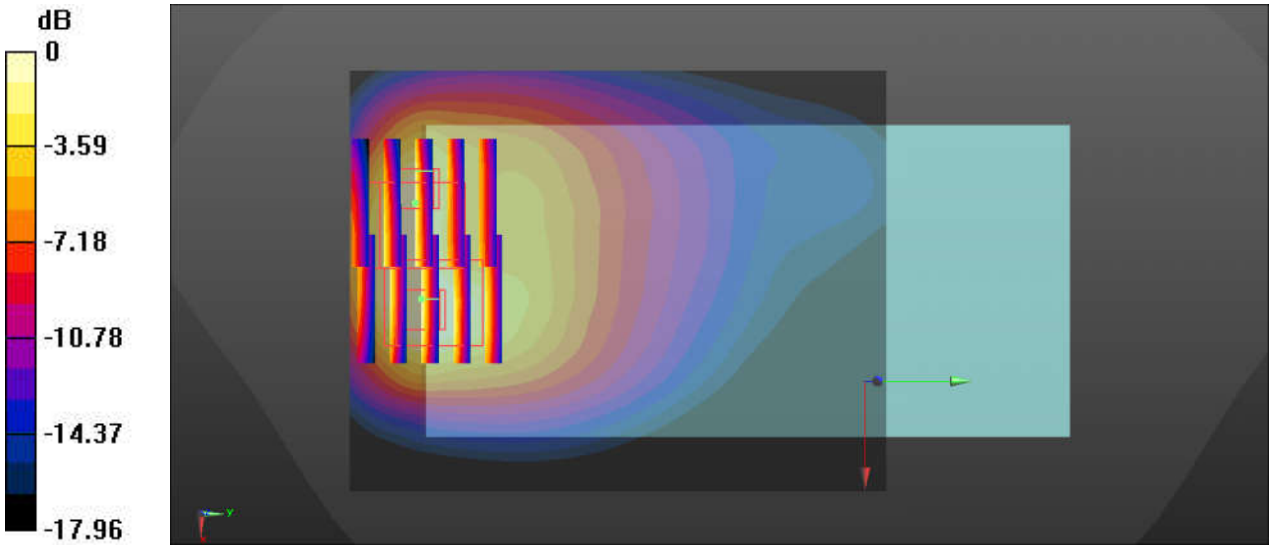


0 dB = 3.61 W/kg = 5.58 dBW/kg

**85_WCDMA IV_RMC12.2Kbps_Back_0mm_Ch1513**

Communication System: UID 0, WCDMA (0); Frequency: 1752.6 MHz;Duty Cycle: 1:1
Medium: HSL 1750 Medium parameters used: f = 1753 MHz; $\sigma$ = 1.362 S/m; $\varepsilon_r$ = 41.025; $\rho$ = 1000 kg/m$^3$
Ambient Temperature：23.1 °C; Liquid Temperature：22.6 °C

DASY5 Configuration:
- Probe: EX3DV4 - SN3857; ConvF(8.46, 8.46, 8.46); Calibrated: 2019.5.27
- Sensor-Surface: 1.4mm (Mechanical Surface Detection)
- Electronics: DAE4 Sn1338; Calibrated: 2019.11.20
- Phantom: SAM2; Type: SAM; Serial: TP-1503
- Measurement SW: DASY52, Version 52.10 (3); SEMCAD X Version 14.6.13 (7474)

**Area Scan (81x71x1):** Interpolated grid: dx=1.500 mm, dy=1.500 mm
Maximum value of SAR (interpolated) = 9.11 W/kg

**Zoom Scan (5x5x7)/Cube 0:** Measurement grid: dx=8mm, dy=8mm, dz=5mm
Reference Value = 2.505 V/m; Power Drift = 0.08 dB
Peak SAR (extrapolated) = 15.8 W/kg
**SAR(1 g) = 7.36 W/kg; SAR(10 g) = 3.14 W/kg**
Maximum value of SAR (measured) = 10.6 W/kg

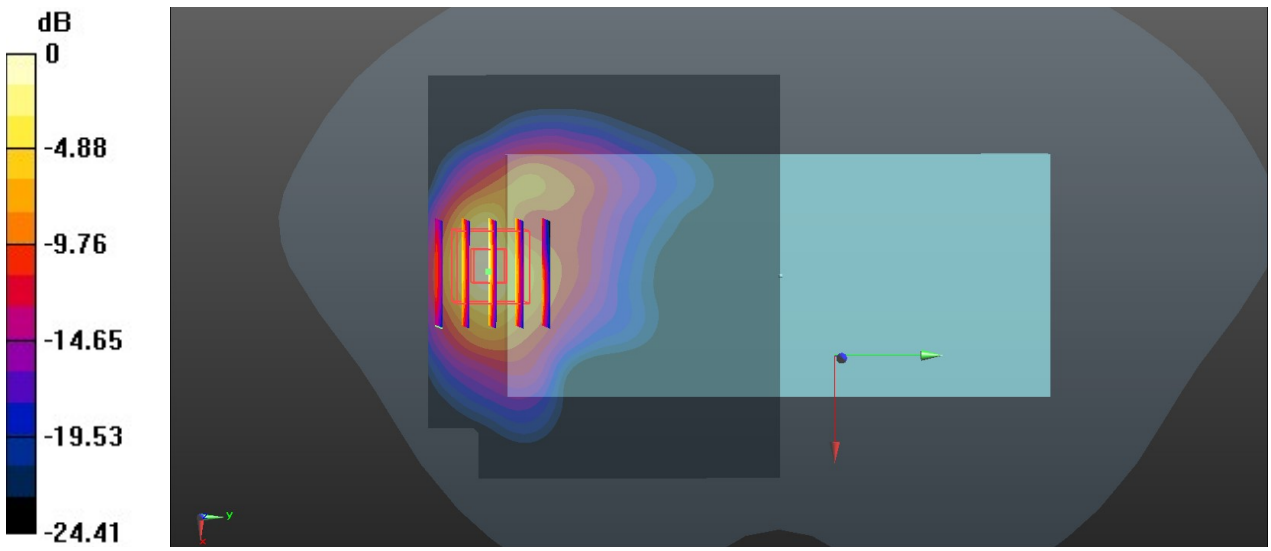


0 dB = 10.6 W/kg = 10.25 dBW/kg

Test Laboratory: Sporton International Inc. SAR/HAC Testing Lab Date: 2020.5.6

**86_WCDMA II_RMC12.2Kbps_Front_0mm_Ch9400**

Communication System: UID 0, WCDMA (0); Frequency: 1880 MHz;Duty Cycle: 1:1
Medium: HSL 1900 Medium parameters used: f = 1880 MHz; $\sigma$ = 1.393 S/m; $\varepsilon_r$ = 39.139; $\rho$ = 1000 kg/m$^3$
Ambient Temperature：23.3 ℃； Liquid Temperature：22.6 ℃

DASY5 Configuration:
- Probe: ES3DV3 - SN3293; ConvF(5.32, 5.32, 5.32); Calibrated: 2019.11.25
- Sensor-Surface: 3mm (Mechanical Surface Detection)
- Electronics: DAE4 Sn799; Calibrated: 2020.2.10
- Phantom: SAM1; Type: SAM; Serial: TP-1753
- Measurement SW: DASY52, Version 52.10 (3); SEMCAD X Version 14.6.13 (7474)

**Area Scan (81x71x1):** Interpolated grid: dx=1.500 mm, dy=1.500 mm
Maximum value of SAR (interpolated) = 6.17 W/kg

**Zoom Scan (5x5x7)/Cube 0:** Measurement grid: dx=8mm, dy=8mm, dz=5mm
Reference Value = 1.339 V/m; Power Drift = 0.09 dB
Peak SAR (extrapolated) = 13.2 W/kg
**SAR(1 g) = 5.84 W/kg; SAR(10 g) = 2.44 W/kg**
Maximum value of SAR (measured) = 7.58 W/kg

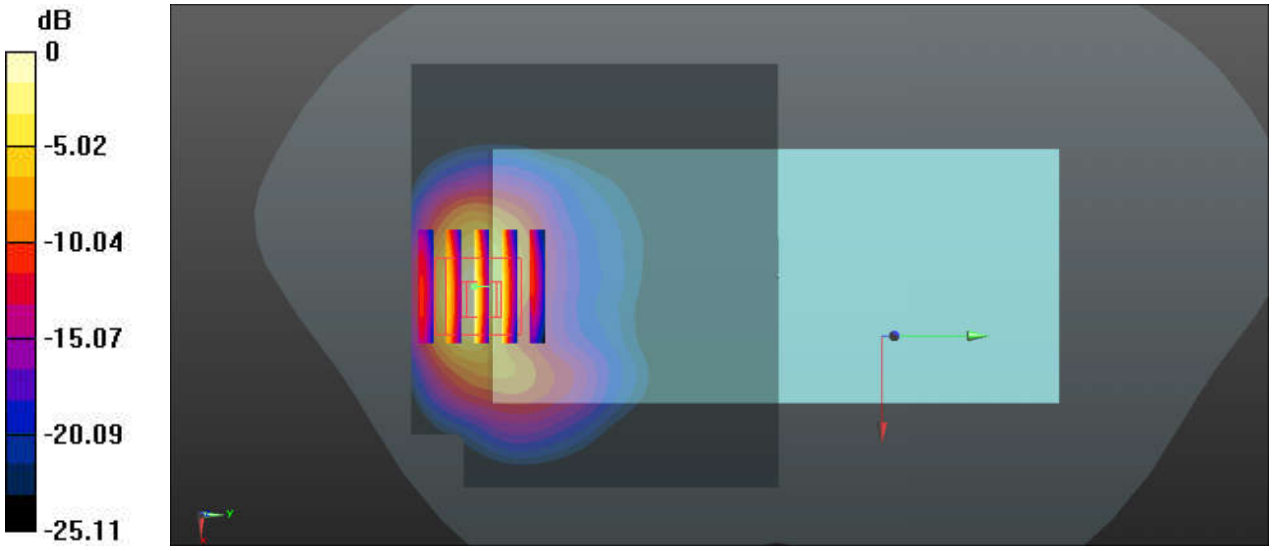


0 dB = 7.58 W/kg = 8.80 dBW/kg

Test Laboratory: Sporton International Inc. SAR/HAC Testing Lab Date: 2020.4.29

**87_CDMA BC0_RTAP 153.6Kbps_Front_0mm_Ch384**

Communication System: UID 0, CDMA (0); Frequency: 836.52 MHz;Duty Cycle: 1:1
Medium: HSL_835 Medium parameters used: f = 837 MHz; $\sigma$ = 0.921 S/m; $\varepsilon_r$ = 40.528; $\rho$ = 1000 kg/m$^3$
Ambient Temperature：23.4 ℃; Liquid Temperature：22.6 ℃

DASY5 Configuration:
- Probe: EX3DV4 - SN3857; ConvF(9.48, 9.48, 9.48); Calibrated: 2019.5.27
- Sensor-Surface: 1.4mm (Mechanical Surface Detection)
- Electronics: DAE4 Sn1338; Calibrated: 2019.11.20
- Phantom: SAM2; Type: SAM; Serial: TP-1503
- Measurement SW: DASY52, Version 52.10 (3); SEMCAD X Version 14.6.13 (7474)

**Area Scan (81x141x1):** Interpolated grid: dx=1.500 mm, dy=1.500 mm
Maximum value of SAR (interpolated) = 3.79 W/kg

**Zoom Scan (7x6x7)/Cube 0:** Measurement grid: dx=8mm, dy=8mm, dz=5mm
Reference Value = 9.854 V/m; Power Drift = 0.02 dB
Peak SAR (extrapolated) = 7.40 W/kg
**SAR(1 g) = 2.48 W/kg; SAR(10 g) = 1.24 W/kg**
Maximum value of SAR (measured) = 3.54 W/kg

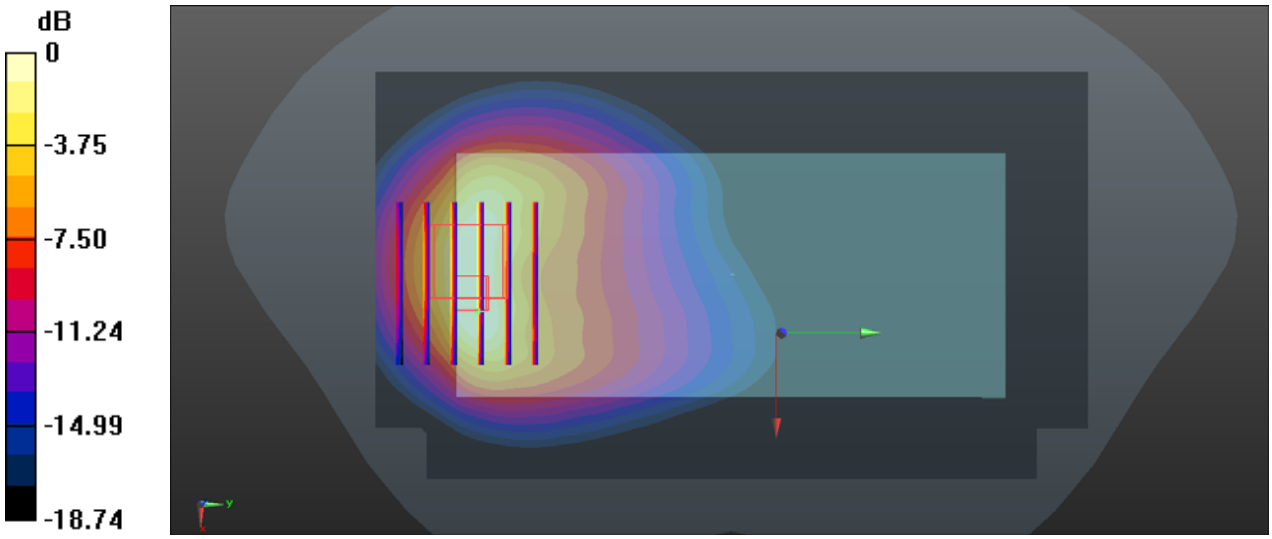


0 dB = 3.54 W/kg = 5.49 dBW/kg

Test Laboratory: Sporton International Inc. SAR/HAC Testing Lab Date: 2020.5.6

**88_CDMA BC1_RTAP 153.6Kbps_Front_0mm_Ch600**

Communication System: UID 0, CDMA (0); Frequency: 1880 MHz;Duty Cycle: 1:1
Medium: HSL_1900 Medium parameters used: f = 1880 MHz; $\sigma$ = 1.393 S/m; $\varepsilon_r$ = 39.139; $\rho$ = 1000 kg/m$^3$
Ambient Temperature：23.3 ℃； Liquid Temperature：22.6 ℃

DASY5 Configuration:
- Probe: ES3DV3 - SN3293; ConvF(5.32, 5.32, 5.32); Calibrated: 2019.11.25
- Sensor-Surface: 3mm (Mechanical Surface Detection)
- Electronics: DAE4 Sn799; Calibrated: 2020.2.10
- Phantom: SAM1; Type: SAM; Serial: TP-1753
- Measurement SW: DASY52, Version 52.10 (3); SEMCAD X Version 14.6.13 (7474)

**Area Scan (81x71x1):** Interpolated grid: dx=1.500 mm, dy=1.500 mm
Maximum value of SAR (interpolated) = 5.91 W/kg

**Zoom Scan (5x5x7)/Cube 0:** Measurement grid: dx=8mm, dy=8mm, dz=5mm
Reference Value = 1.323 V/m; Power Drift = 0.03 dB
Peak SAR (extrapolated) = 14.8 W/kg
**SAR(1 g) = 6.13 W/kg; SAR(10 g) = 2.49 W/kg**
Maximum value of SAR (measured) = 8.23 W/kg

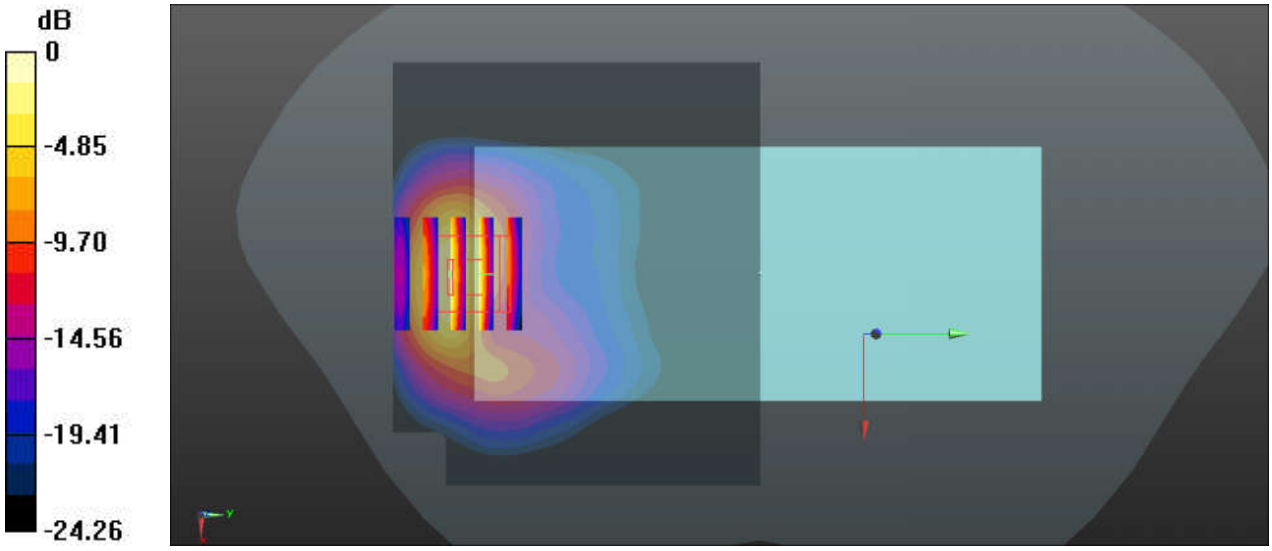


0 dB = 8.23 W/kg = 9.15 dBW/kg

Test Laboratory: Sporton International Inc. SAR/HAC Testing Lab Date: 2020.4.27

**89_CDMA BC10_RTAP 153.6Kbps_Back_0mm_Ch476**

Communication System: UID 0, CDMA (0); Frequency: 817.9 MHz;Duty Cycle: 1:1
Medium: HSL_835 Medium parameters used: f = 818 MHz; $\sigma$ = 0.904 S/m; $\varepsilon_r$ = 40.765; $\rho$ = 1000 kg/m$^3$
Ambient Temperature：23.4 ℃； Liquid Temperature：22.8 ℃

DASY5 Configuration:
- Probe: EX3DV4 - SN3857; ConvF(9.48, 9.48, 9.48); Calibrated: 2019.5.27
- Sensor-Surface: 1.4mm (Mechanical Surface Detection)
- Electronics: DAE4 Sn1338; Calibrated: 2019.11.20
- Phantom: SAM2; Type: SAM; Serial: TP-1503
- Measurement SW: DASY52, Version 52.10 (3); SEMCAD X Version 14.6.13 (7474)

**Area Scan (81x141x1):** Interpolated grid: dx=1.500 mm, dy=1.500 mm
Maximum value of SAR (interpolated) = 2.62 W/kg

**Zoom Scan (7x6x7)/Cube 0:** Measurement grid: dx=8mm, dy=8mm, dz=5mm
Reference Value = 13.60 V/m; Power Drift = 0.06 dB
Peak SAR (extrapolated) = 4.34 W/kg
**SAR(1 g) = 2.16 W/kg; SAR(10 g) = 1.15 W/kg**
Maximum value of SAR (measured) = 2.84 W/kg

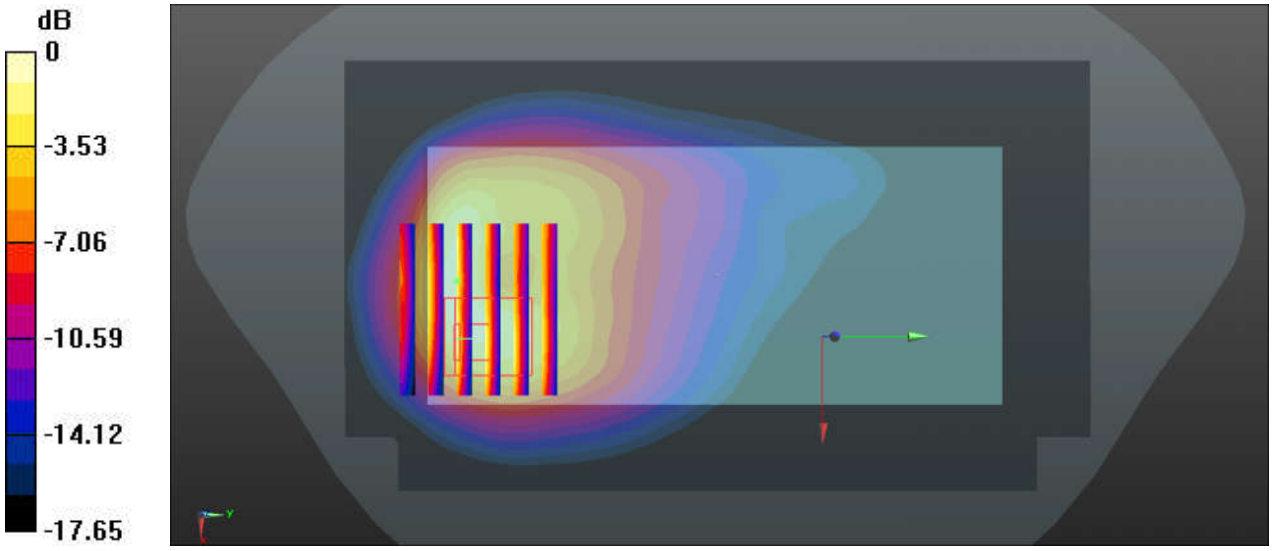


0 dB = 2.84 W/kg = 4.53 dBW/kg

Test Laboratory: Sporton International Inc. SAR/HAC Testing Lab Date: 2020.4.25

**90_LTE Band 12_10M_QPSK_1RB_0offset_Back_0mm_Ch23095**

Communication System: UID 0, LTE-FDD (0); Frequency: 707.5 MHz;Duty Cycle: 1:1
Medium: HSL_750 Medium parameters used: f = 707.5 MHz; $\sigma$ = 0.853 S/m; $\varepsilon_r$ = 42.316; $\rho$ = 1000 kg/m$^3$
Ambient Temperature：23.2 ℃； Liquid Temperature：22.7 ℃

DASY5 Configuration:
- Probe: EX3DV4 - SN3857; ConvF(9.77, 9.77, 9.77); Calibrated: 2019.5.27
- Sensor-Surface: 1.4mm (Mechanical Surface Detection)
- Electronics: DAE4 Sn1338; Calibrated: 2019.11.20
- Phantom: SAM2; Type: SAM; Serial: TP-1503
- Measurement SW: DASY52, Version 52.10 (3); SEMCAD X Version 14.6.13 (7474)

**Area Scan (71x91x1):** Interpolated grid: dx=1.500 mm, dy=1.500 mm
Maximum value of SAR (interpolated) = 2.64 W/kg

**Zoom Scan (5x5x7)/Cube 0:** Measurement grid: dx=8mm, dy=8mm, dz=5mm
Reference Value = 11.14 V/m; Power Drift = 0.04 dB
Peak SAR (extrapolated) = 5.43 W/kg
**SAR(1 g) = 2.07 W/kg; SAR(10 g) = 0.983 W/kg**
Maximum value of SAR (measured) = 2.94 W/kg

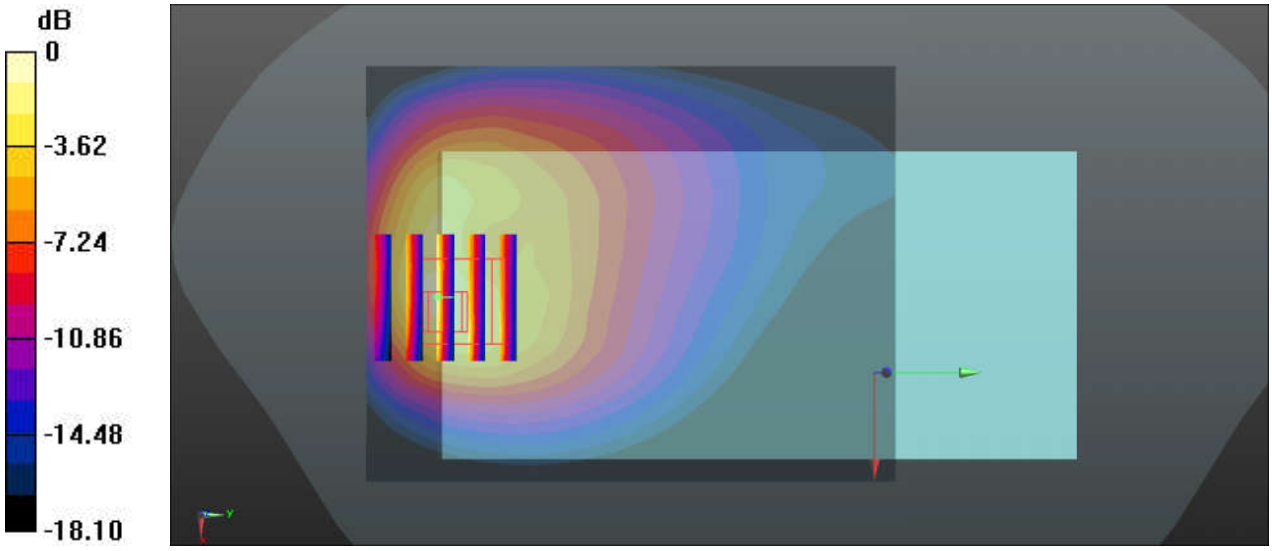


0 dB = 2.94 W/kg = 4.68 dBW/kg

**91_LTE Band 13_10M_QPSK_25RB_0offset_Back_0mm_Ch23230**

Communication System: UID 0, LTE-FDD (0); Frequency: 782 MHz;Duty Cycle: 1:1
Medium: HSL_750 Medium parameters used: f = 782 MHz; $\sigma$ = 0.902 S/m; $\varepsilon_r$ = 41.422; $\rho$ = 1000 kg/m$^3$
Ambient Temperature：23.1 ℃； Liquid Temperature：22.8 ℃

DASY5 Configuration:
- Probe: EX3DV4 - SN3857; ConvF(9.77, 9.77, 9.77); Calibrated: 2019.5.27
- Sensor-Surface: 1.4mm (Mechanical Surface Detection)
- Electronics: DAE4 Sn1338; Calibrated: 2019.11.20
- Phantom: SAM2; Type: SAM; Serial: TP-1503
- Measurement SW: DASY52, Version 52.10 (3); SEMCAD X Version 14.6.13 (7474)

**Area Scan (71x91x1):** Interpolated grid: dx=1.500 mm, dy=1.500 mm
Maximum value of SAR (interpolated) = 3.67 W/kg

**Zoom Scan (5x5x7)/Cube 0:** Measurement grid: dx=8mm, dy=8mm, dz=5mm
Reference Value = 10.66 V/m; Power Drift = 0.09 dB
Peak SAR (extrapolated) = 5.69 W/kg
**SAR(1 g) = 2.3 W/kg; SAR(10 g) = 1.12 W/kg**
Maximum value of SAR (measured) = 2.93 W/kg

**Zoom Scan (5x5x7)/Cube 1:** Measurement grid: dx=8mm, dy=8mm, dz=5mm
Reference Value = 10.66 V/m; Power Drift = 0.09 dB
Peak SAR (extrapolated) = 5.58 W/kg
**SAR(1 g) = 1.83 W/kg; SAR(10 g) = 0.921 W/kg**
Maximum value of SAR (measured) = 2.64 W/kg

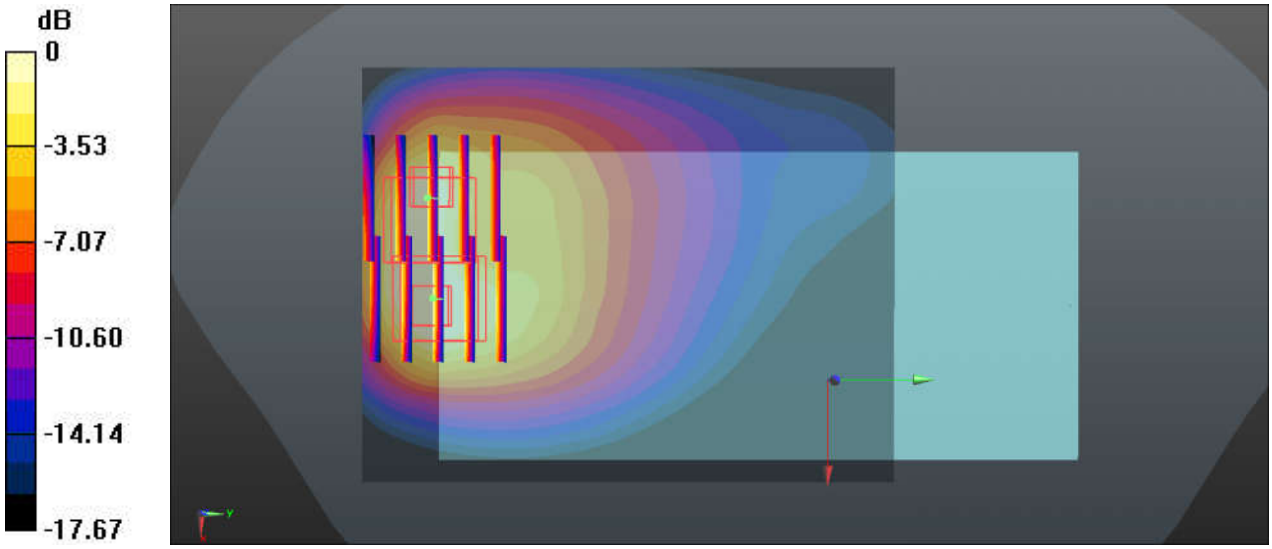


0 dB = 2.64 W/kg = 4.22 dBW/kg

Test Laboratory: Sporton International Inc. SAR/HAC Testing Lab Date: 2020.4.29

**92_LTE Band 26_15M_QPSK_1RB_0offset_Back_0mm_Ch26865**

Communication System: UID 0, LTE-FDD (0); Frequency: 831.5 MHz;Duty Cycle: 1:1
Medium: HSL_835 Medium parameters used: f = 831.5 MHz; $\sigma$ = 0.916 S/m; $\varepsilon_r$ = 40.594; $\rho$ = 1000 kg/m$^3$
Ambient Temperature：23.4 ℃; Liquid Temperature：22.6 ℃

DASY5 Configuration:
- Probe: EX3DV4 - SN3857; ConvF(9.48, 9.48, 9.48); Calibrated: 2019.5.27
- Sensor-Surface: 1.4mm (Mechanical Surface Detection)
- Electronics: DAE4 Sn1338; Calibrated: 2019.11.20
- Phantom: SAM2; Type: SAM; Serial: TP-1503
- Measurement SW: DASY52, Version 52.10 (3); SEMCAD X Version 14.6.13 (7474)

**Area Scan (71x91x1):** Interpolated grid: dx=1.500 mm, dy=1.500 mm
Maximum value of SAR (interpolated) = 3.78 W/kg

**Zoom Scan (6x6x7)/Cube 0:** Measurement grid: dx=8mm, dy=8mm, dz=5mm
Reference Value = 11.78 V/m; Power Drift = 0.05 dB
Peak SAR (extrapolated) = 7.59 W/kg
**SAR(1 g) = 3.04 W/kg; SAR(10 g) = 1.49 W/kg**
Maximum value of SAR (measured) = 4.05 W/kg

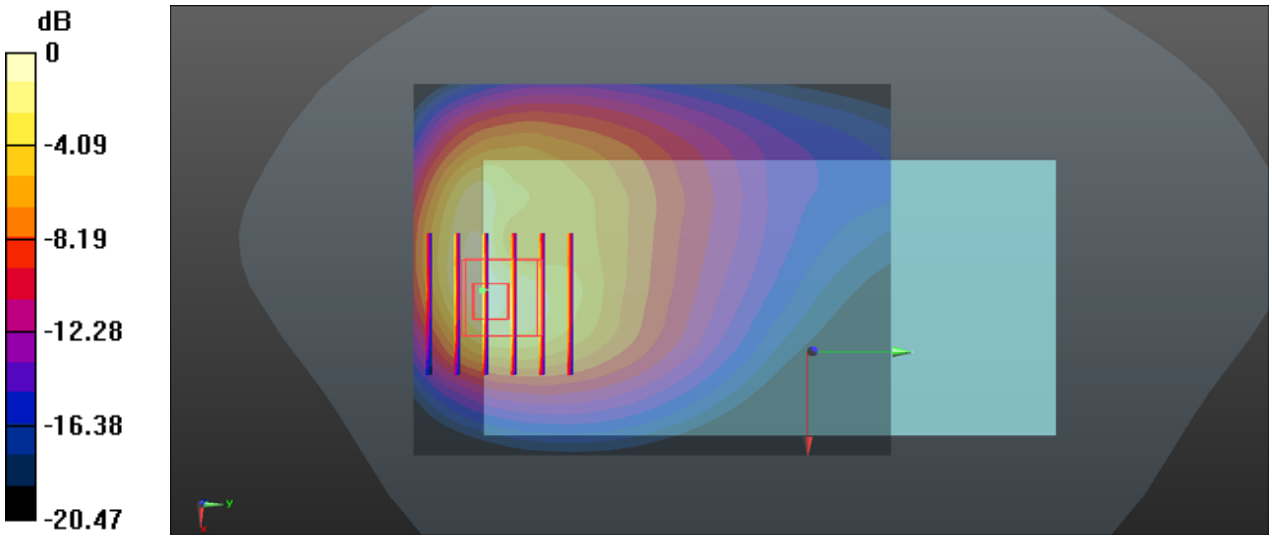


0 dB = 4.05 W/kg = 6.07 dBW/kg