WCDMA Band V (RMC 12.2Kbps)	WCDMA Band II (RMC 12.2Kbps)
Lowest Channel	**Lowest Channel**
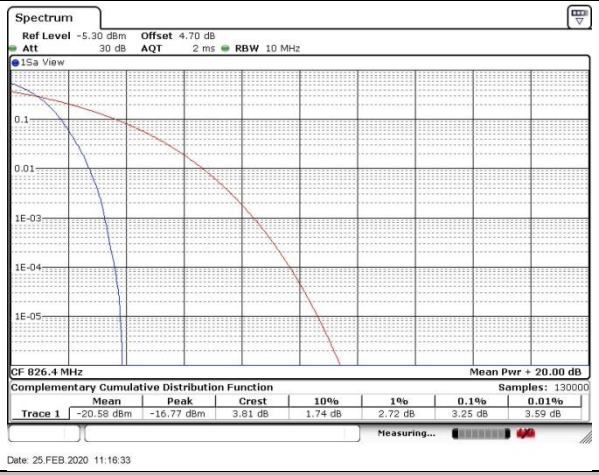	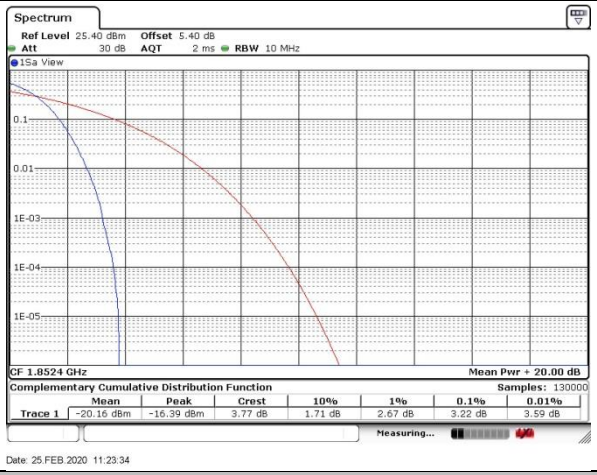
Middle Channel	**Middle Channel**
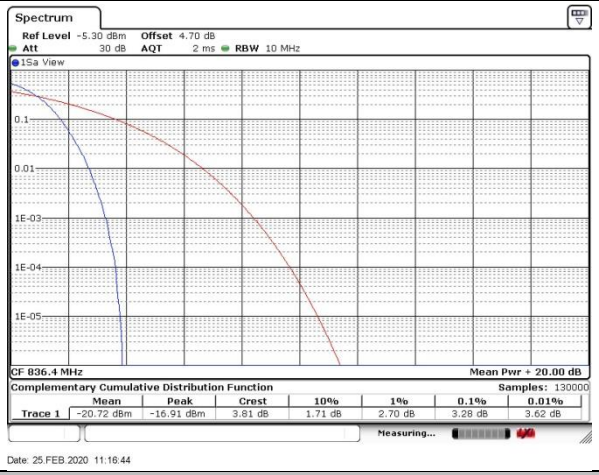	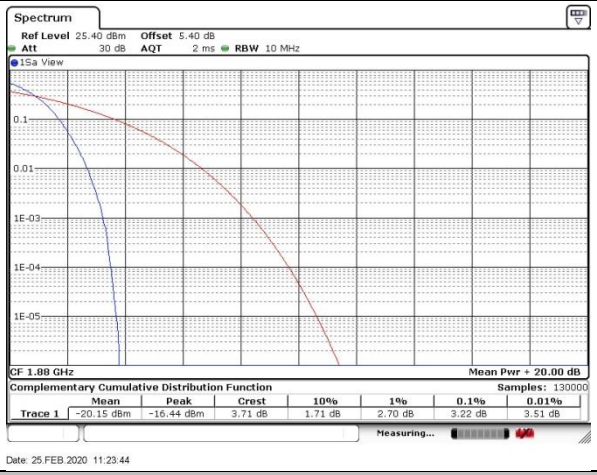
Highest Channel	**Highest Channel**
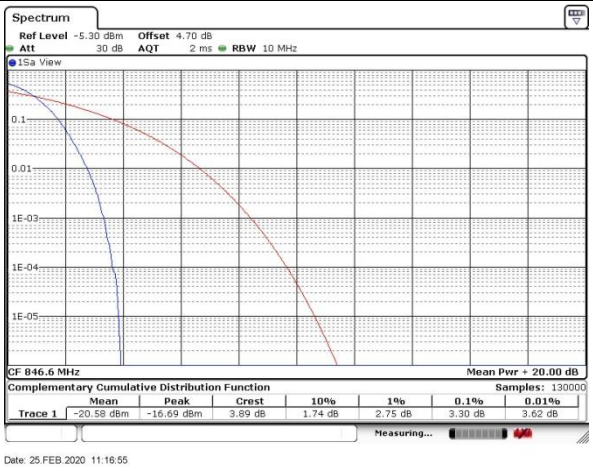	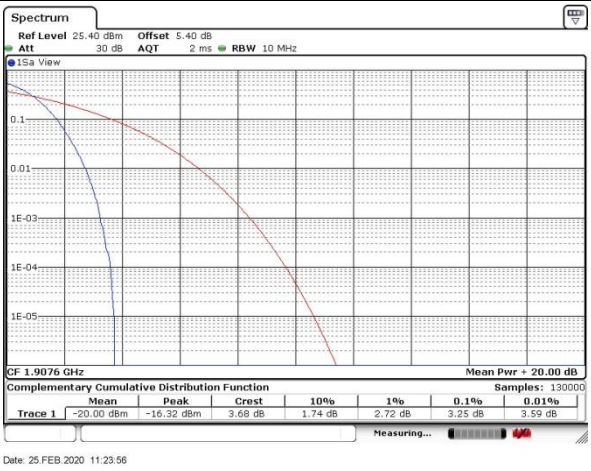

WCDMA Band IV (RMC 12.2Kbps)

Lowest Channel

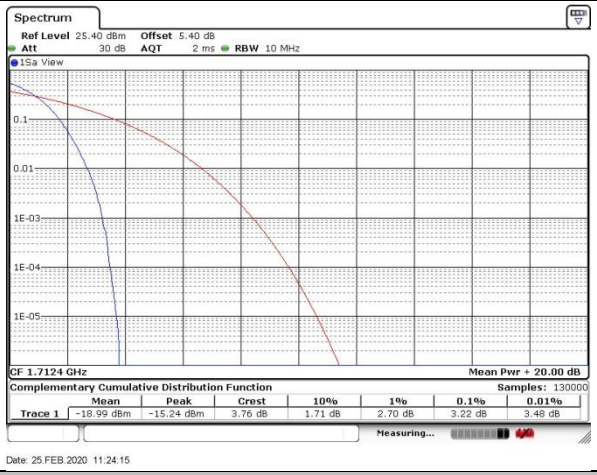

Middle Channel

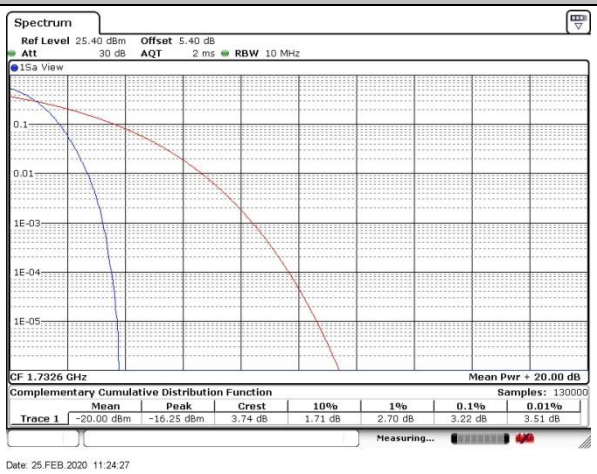

Highest Channel

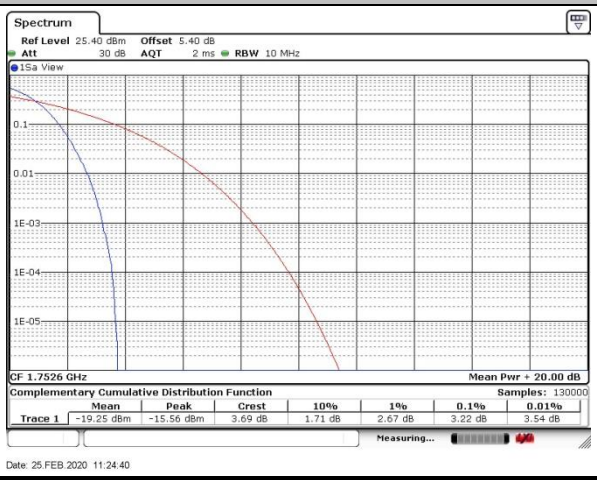

26dB Bandwidth

Mode	WCDMA Band V(MHz)	WCDMA Band II(MHz)	WCDMA Band IV(MHz)
Mod.	RMC 12.2Kbps	RMC 12.2Kbps	RMC 12.2Kbps
Lowest CH	4.705	4.705	4.695
Middle CH	4.735	4.705	4.695
Highest CH	4.705	4.695	4.705

WCDMA Band V (RMC 12.2Kbps)

Lowest Channel

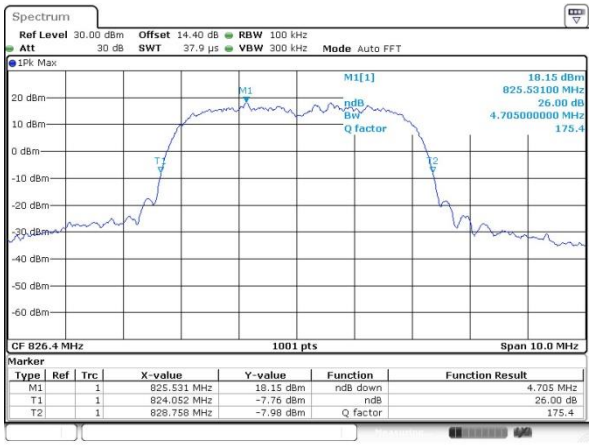

Middle Channel

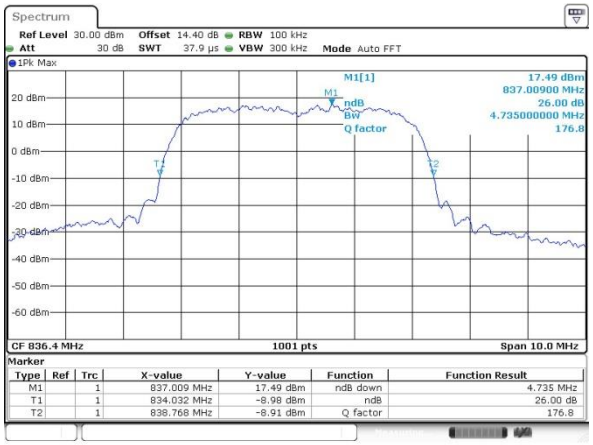

Highest Channel

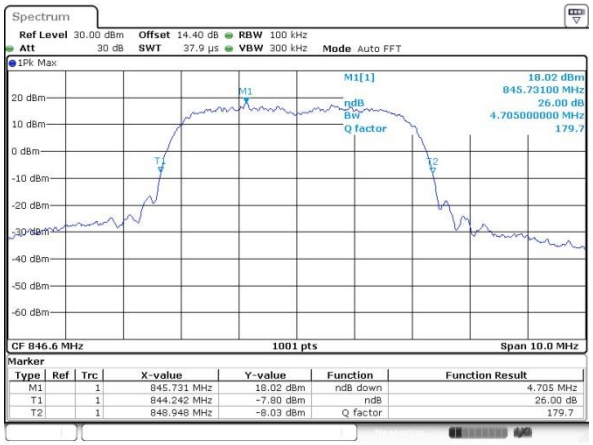

WCDMA Band II (RMC 12.2Kbps)

Lowest Channel

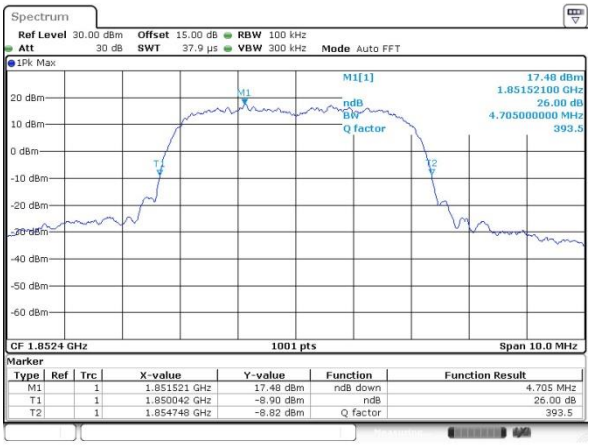

Middle Channel

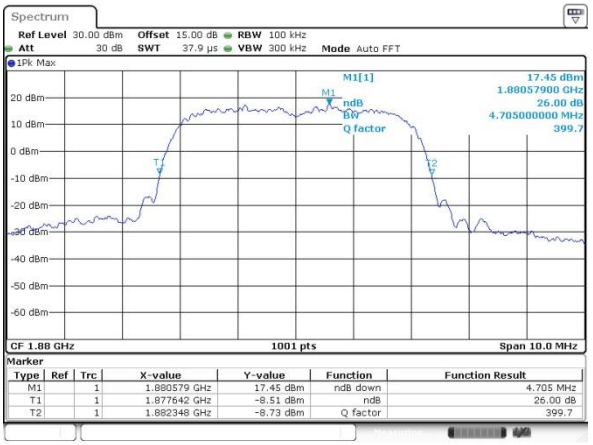

Highest Channel

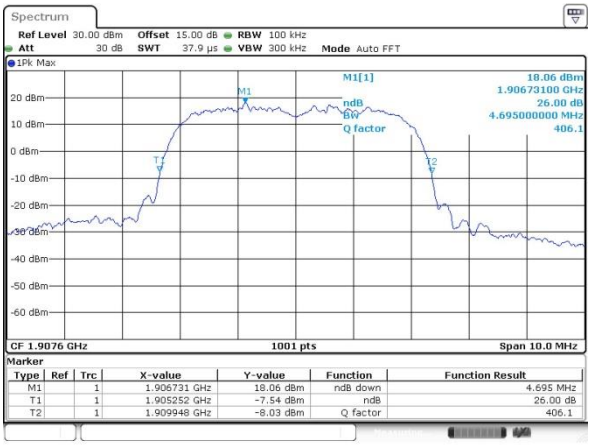

WCDMA Band IV (RMC 12.2Kbps)

Lowest Channel

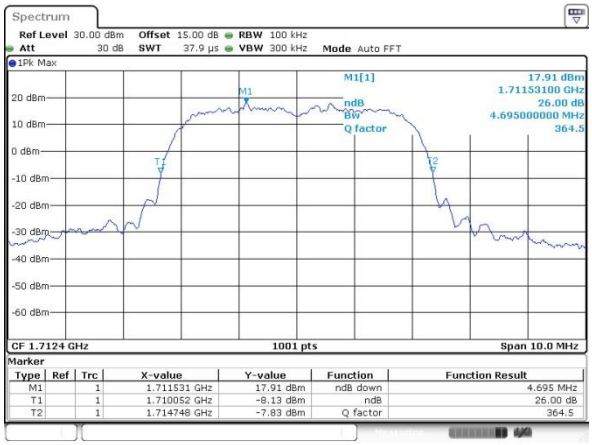

Middle Channel

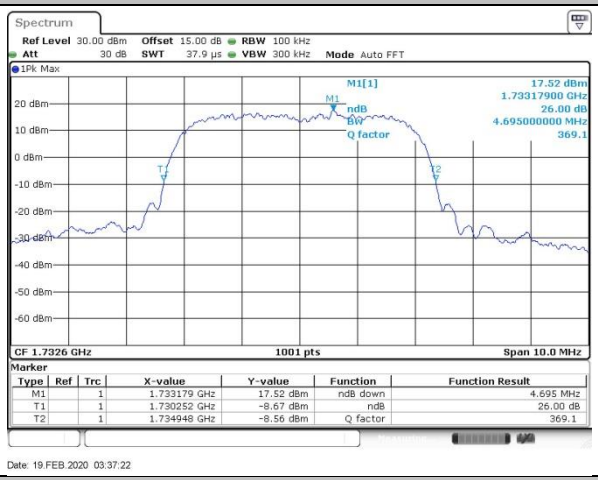

Highest Channel

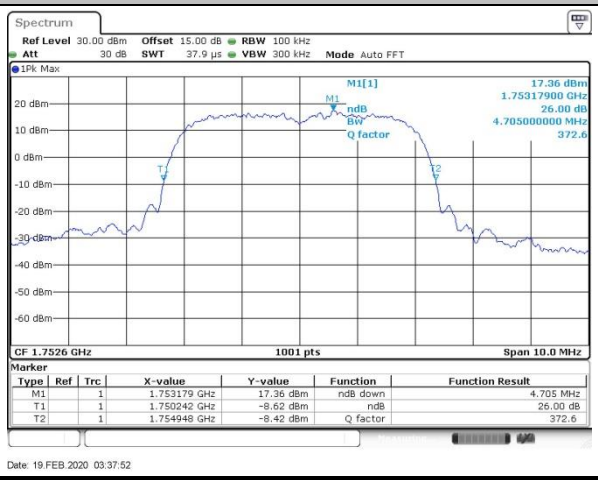

Occupied Bandwidth

Mode	WCDMA Band V(MHz)	WCDMA Band II(MHz)	WCDMA Band IV(MHz)
Mod.	RMC 12.2Kbps	RMC 12.2Kbps	RMC 12.2Kbps
Lowest CH	4.126	4.126	4.126
Middle CH	4.126	4.126	4.116
Highest CH	4.136	4.126	4.116

WCDMA Band V (RMC 12.2Kbps)	WCDMA Band II (RMC 12.2Kbps)
Lowest Channel	**Lowest Channel**
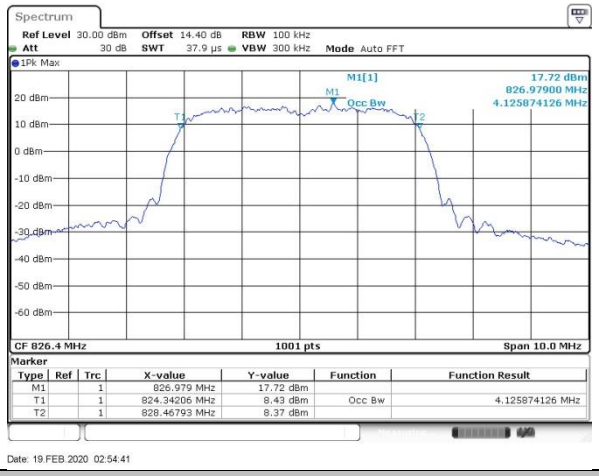	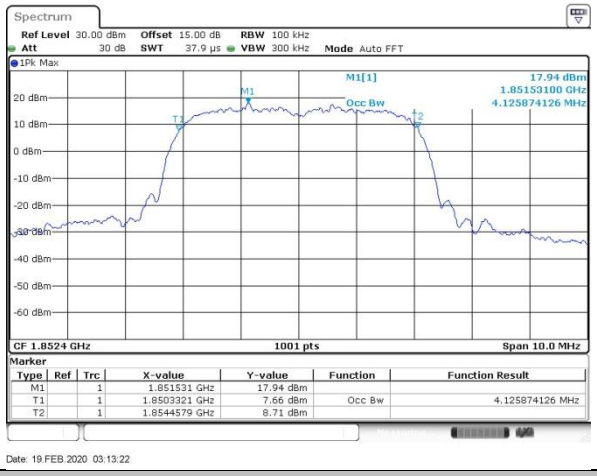
Middle Channel	**Middle Channel**
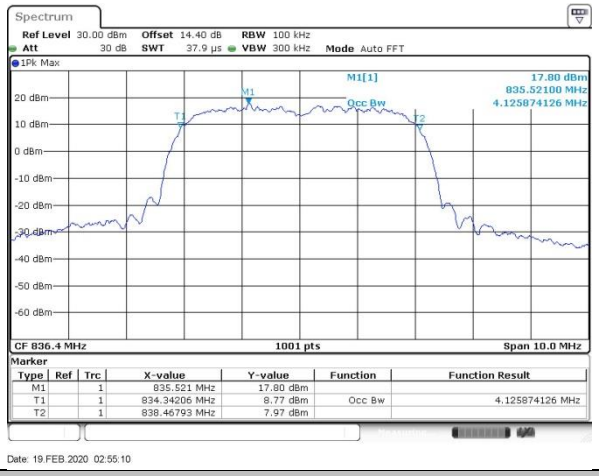	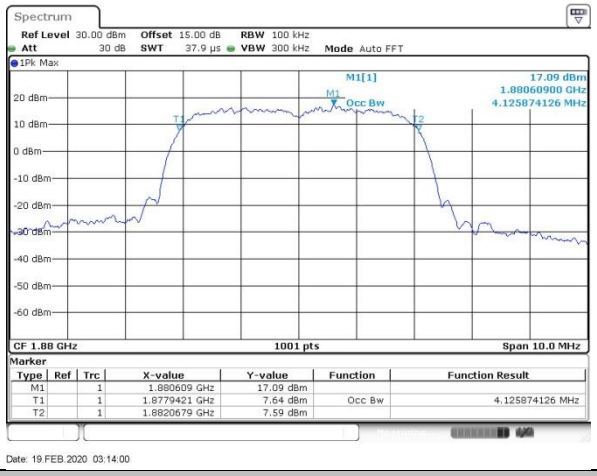
Highest Channel	**Highest Channel**
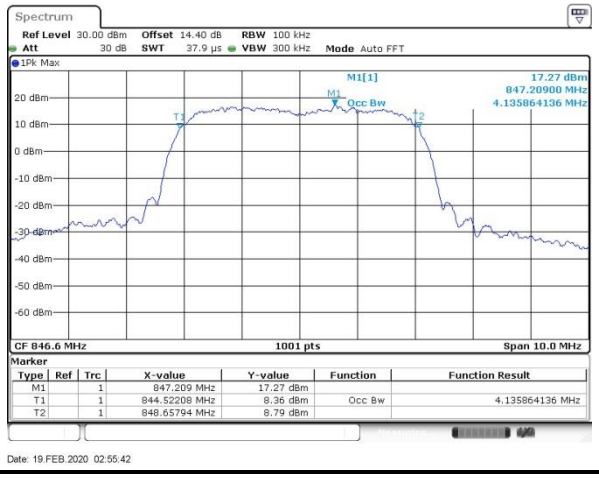	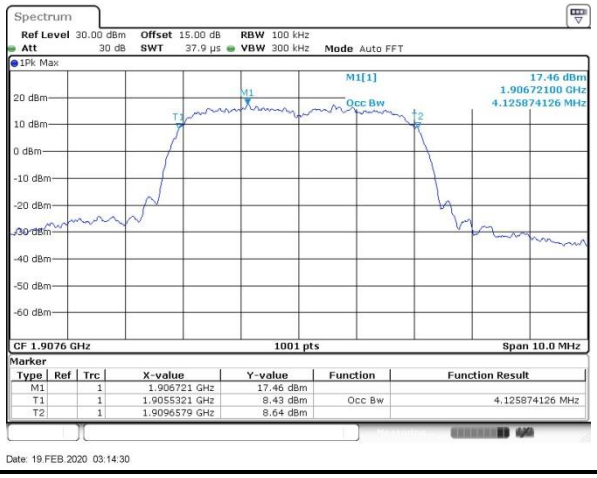

WCDMA Band IV (RMC 12.2Kbps)

Lowest Channel

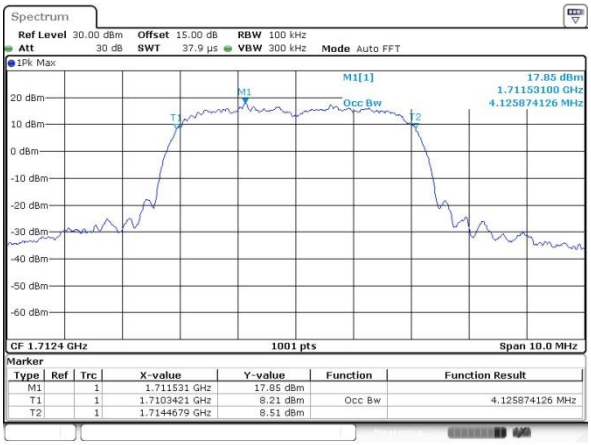

Middle Channel

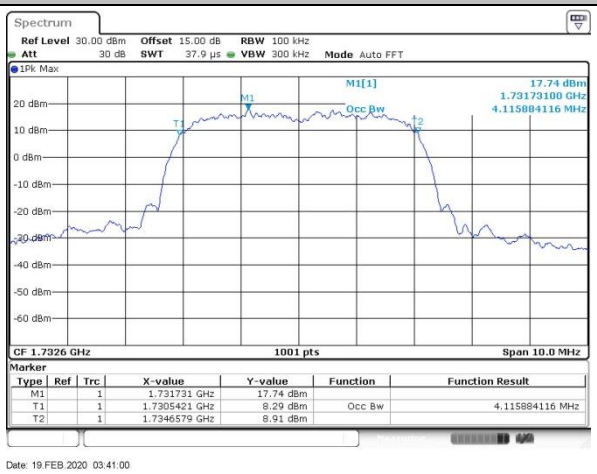

Highest Channel

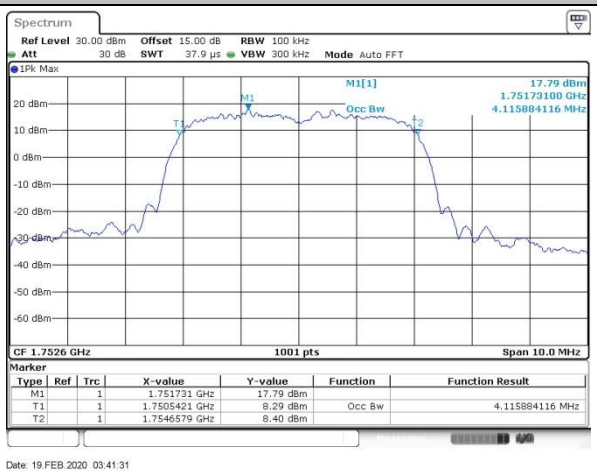

Conducted Band Edge

WCDMA Band V (RMC 12.2Kbps)

Lowest Band Edge

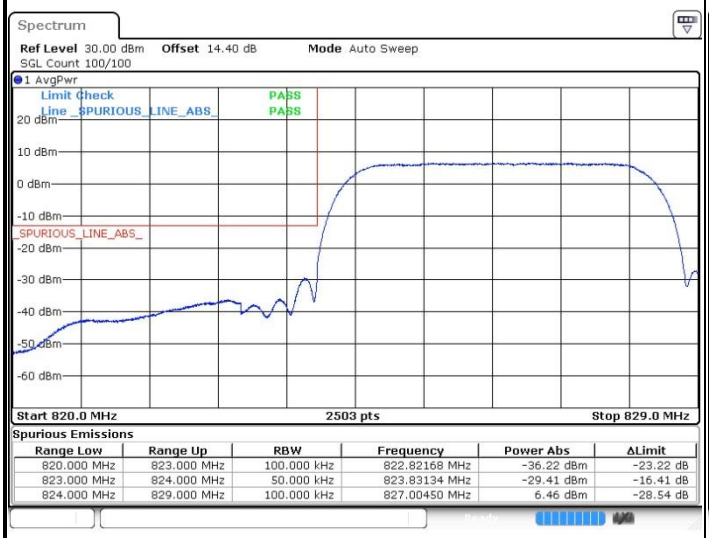

Spurious Emissions

Range Low	Range Up	RBW	Frequency	Power Abs	ΔLimit
820.000 MHz	823.000 MHz	100.000 kHz	822.82168 MHz	-36.22 dBm	-23.22 dB
823.000 MHz	824.000 MHz	50.000 kHz	823.83134 MHz	-29.41 dBm	-16.41 dB
824.000 MHz	829.000 MHz	100.000 kHz	827.00450 MHz	6.46 dBm	-28.54 dB

Date: 19.FEB.2020 02:58:31

Highest Band Edge

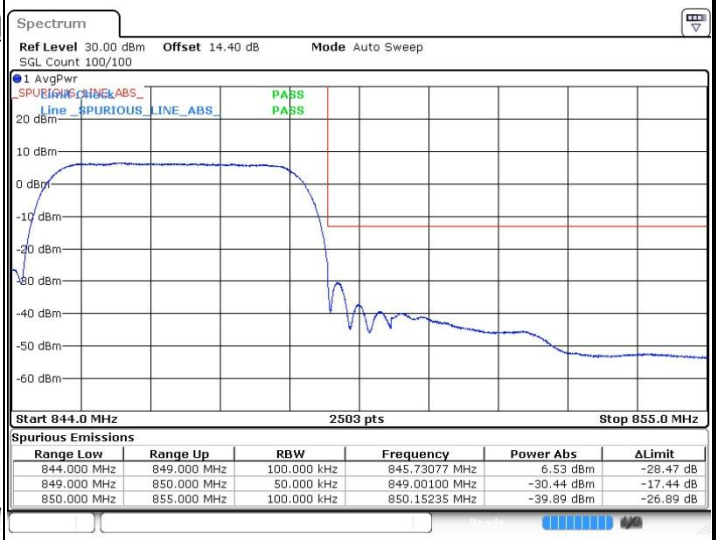

Spurious Emissions

Range Low	Range Up	RBW	Frequency	Power Abs	ΔLimit
844.000 MHz	849.000 MHz	100.000 kHz	845.73077 MHz	6.53 dBm	-28.47 dB
849.000 MHz	850.000 MHz	50.000 kHz	849.00100 MHz	-30.44 dBm	-17.44 dB
850.000 MHz	855.000 MHz	100.000 kHz	850.15235 MHz	-39.89 dBm	-26.89 dB

Date: 19.FEB.2020 03:03:17

WCDMA Band II (RMC 12.2Kbps)

Lowest Band Edge

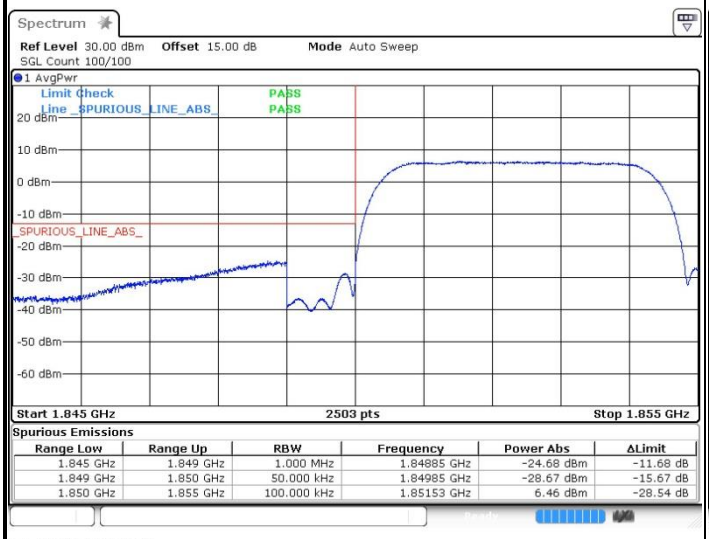

Spurious Emissions

Range Low	Range Up	RBW	Frequency	Power Abs	ΔLimit
1.845 GHz	1.849 GHz	1.000 MHz	1.84885 GHz	-24.68 dBm	-11.68 dB
1.849 GHz	1.850 GHz	50.000 kHz	1.84985 GHz	-28.67 dBm	-15.67 dB
1.850 GHz	1.855 GHz	100.000 kHz	1.85153 GHz	6.46 dBm	-28.54 dB

Date: 19.FEB.2020 03:23:44

Highest Band Edge

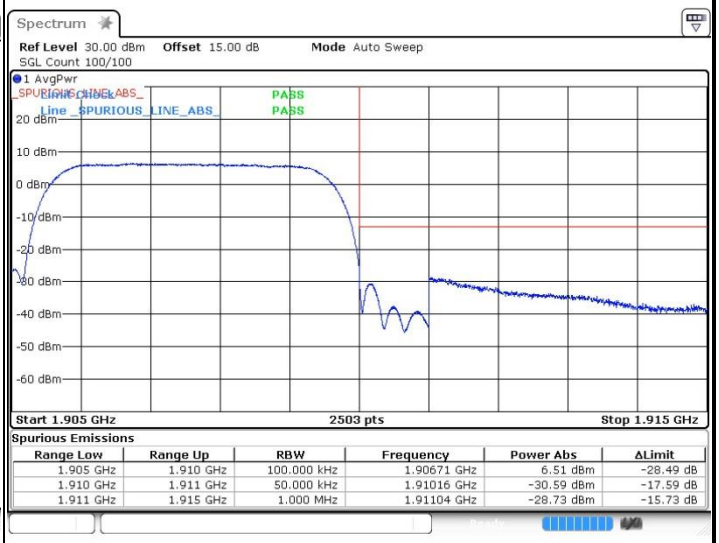

Spurious Emissions

Range Low	Range Up	RBW	Frequency	Power Abs	ΔLimit
1.905 GHz	1.910 GHz	100.000 kHz	1.90671 GHz	6.51 dBm	-28.49 dB
1.910 GHz	1.911 GHz	50.000 kHz	1.91016 GHz	-30.59 dBm	-17.59 dB
1.911 GHz	1.915 GHz	1.000 MHz	1.91104 GHz	-28.73 dBm	-15.73 dB

Date: 19.FEB.2020 03:26:36

WCDMA Band IV (RMC 12.2Kbps)	
Lowest Band Edge	**Highest Band Edge**

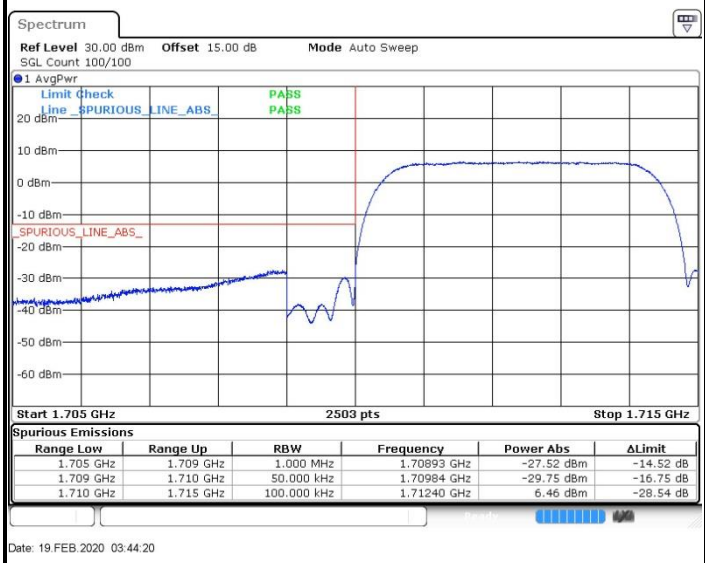

Spurious Emissions

Range Low	Range Up	RBW	Frequency	Power Abs	ΔLimit
1.705 GHz	1.709 GHz	1.000 MHz	1.70893 GHz	-27.52 dBm	-14.52 dB
1.709 GHz	1.710 GHz	50.000 kHz	1.70984 GHz	-29.75 dBm	-16.75 dB
1.710 GHz	1.715 GHz	100.000 kHz	1.71240 GHz	6.46 dBm	-28.54 dB

Date: 19.FEB.2020 03:44:20

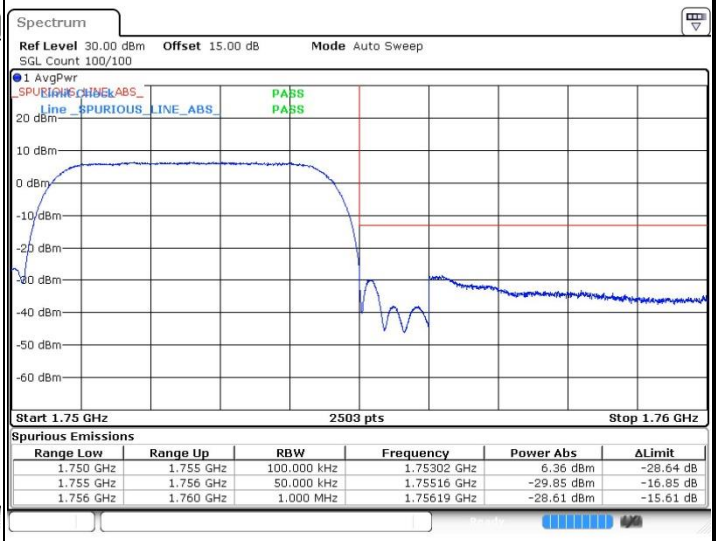

Spurious Emissions

Range Low	Range Up	RBW	Frequency	Power Abs	ΔLimit
1.750 GHz	1.755 GHz	100.000 kHz	1.75302 GHz	6.36 dBm	-28.64 dB
1.755 GHz	1.756 GHz	50.000 kHz	1.75516 GHz	-29.85 dBm	-16.85 dB
1.756 GHz	1.760 GHz	1.000 MHz	1.75619 GHz	-28.61 dBm	-15.61 dB

Date: 19.FEB.2020 03:47:08

Conducted Spurious Emission

WCDMA Band V (RMC 12.2Kbps)

Lowest Channel

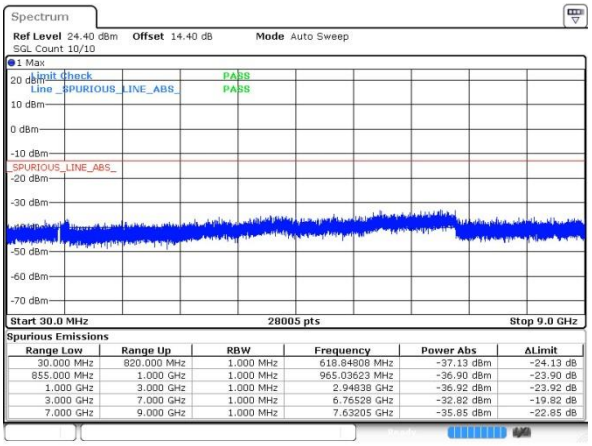

Spurious Emissions

Range Low	Range Up	RBW	Frequency	Power Abs	ΔLimit
30.000 MHz	820.000 MHz	1.000 MHz	618.84808 MHz	-37.13 dBm	-24.13 dB
855.000 MHz	1.000 GHz	1.000 MHz	965.03623 MHz	-36.90 dBm	-23.90 dB
1.000 GHz	3.000 GHz	1.000 MHz	2.94838 GHz	-36.92 dBm	-23.92 dB
3.000 GHz	7.000 GHz	1.000 MHz	6.76528 GHz	-32.82 dBm	-19.82 dB
7.000 GHz	9.000 GHz	1.000 MHz	7.63205 GHz	-35.85 dBm	-22.85 dB

Date: 19.FEB.2020 03:04:41

Middle Channel

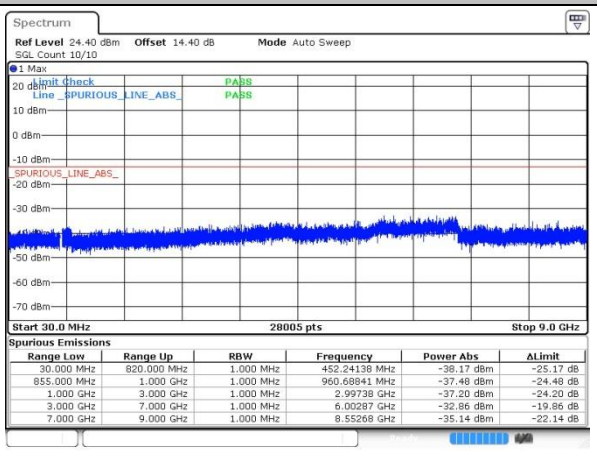

Spurious Emissions

Range Low	Range Up	RBW	Frequency	Power Abs	ΔLimit
30.000 MHz	820.000 MHz	1.000 MHz	452.24138 MHz	-38.17 dBm	-25.17 dB
855.000 MHz	1.000 GHz	1.000 MHz	960.68841 MHz	-37.48 dBm	-24.48 dB
1.000 GHz	3.000 GHz	1.000 MHz	2.99738 GHz	-37.20 dBm	-24.20 dB
3.000 GHz	7.000 GHz	1.000 MHz	6.00287 GHz	-32.86 dBm	-19.86 dB
7.000 GHz	9.000 GHz	1.000 MHz	8.55268 GHz	-35.14 dBm	-22.14 dB

Date: 19.FEB.2020 03:06:19

Highest Channel

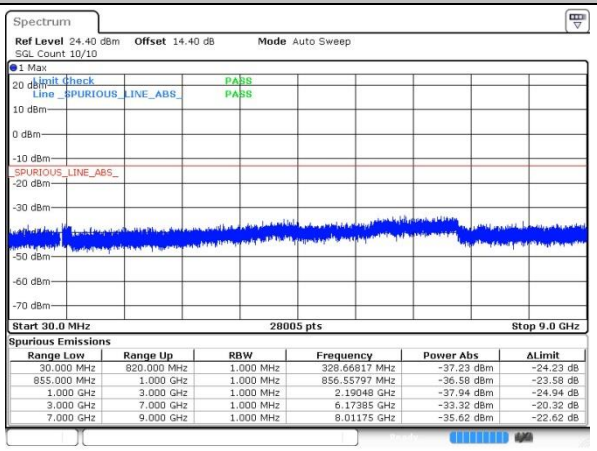

Spurious Emissions

Range Low	Range Up	RBW	Frequency	Power Abs	ΔLimit
30.000 MHz	820.000 MHz	1.000 MHz	328.66817 MHz	-37.23 dBm	-24.23 dB
855.000 MHz	1.000 GHz	1.000 MHz	856.55797 MHz	-36.58 dBm	-23.58 dB
1.000 GHz	3.000 GHz	1.000 MHz	2.19048 GHz	-37.94 dBm	-24.94 dB
3.000 GHz	7.000 GHz	1.000 MHz	6.17385 GHz	-33.32 dBm	-20.32 dB
7.000 GHz	9.000 GHz	1.000 MHz	8.01175 GHz	-35.62 dBm	-22.62 dB

Date: 19.FEB.2020 03:07:44

WCDMA Band II (RMC 12.2Kbps)

Lowest Channel

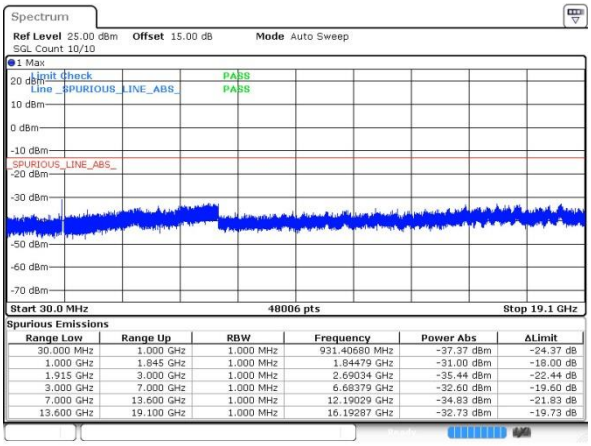

Spurious Emissions

Range Low	Range Up	RBW	Frequency	Power Abs	ΔLimit
30.000 MHz	1.000 GHz	1.000 MHz	931.40680 MHz	-37.37 dBm	-24.37 dB
1.000 GHz	1.845 GHz	1.000 MHz	1.84479 GHz	-31.00 dBm	-18.00 dB
1.915 GHz	3.000 GHz	1.000 MHz	2.69034 GHz	-35.44 dBm	-22.44 dB
3.000 GHz	7.000 GHz	1.000 MHz	6.68379 GHz	-32.60 dBm	-19.60 dB
7.000 GHz	13.600 GHz	1.000 MHz	12.19029 GHz	-34.83 dBm	-21.83 dB
13.600 GHz	19.100 GHz	1.000 MHz	16.19287 GHz	-32.73 dBm	-19.73 dB

Date: 19.FEB.2020 03:29:22

Middle Channel

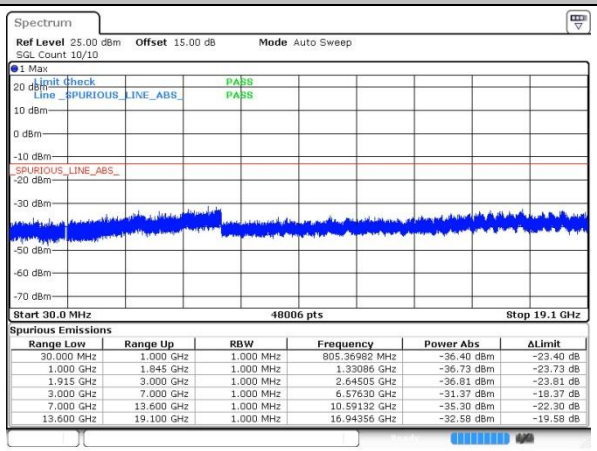

Spurious Emissions

Range Low	Range Up	RBW	Frequency	Power Abs	ΔLimit
30.000 MHz	1.000 GHz	1.000 MHz	805.36982 MHz	-36.40 dBm	-23.40 dB
1.000 GHz	1.845 GHz	1.000 MHz	1.33086 GHz	-36.73 dBm	-23.73 dB
1.915 GHz	3.000 GHz	1.000 MHz	2.64505 GHz	-36.81 dBm	-23.81 dB
3.000 GHz	7.000 GHz	1.000 MHz	6.57630 GHz	-31.37 dBm	-18.37 dB
7.000 GHz	13.600 GHz	1.000 MHz	10.59132 GHz	-35.30 dBm	-22.30 dB
13.600 GHz	19.100 GHz	1.000 MHz	16.94356 GHz	-32.58 dBm	-19.58 dB

Date: 19.FEB.2020 03:33:36

Highest Channel

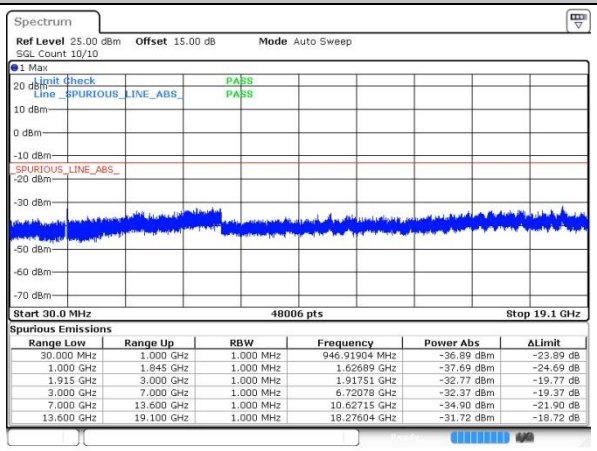

Spurious Emissions

Range Low	Range Up	RBW	Frequency	Power Abs	ΔLimit
30.000 MHz	1.000 GHz	1.000 MHz	946.91904 MHz	-36.89 dBm	-23.89 dB
1.000 GHz	1.845 GHz	1.000 MHz	1.62689 GHz	-37.69 dBm	-24.69 dB
1.915 GHz	3.000 GHz	1.000 MHz	1.91751 GHz	-32.77 dBm	-19.77 dB
3.000 GHz	7.000 GHz	1.000 MHz	6.72078 GHz	-32.37 dBm	-19.37 dB
7.000 GHz	13.600 GHz	1.000 MHz	10.62715 GHz	-34.90 dBm	-21.90 dB
13.600 GHz	19.100 GHz	1.000 MHz	18.27604 GHz	-31.72 dBm	-18.72 dB

Date: 19.FEB.2020 03:35:00

WCDMA Band IV (RMC 12.2Kbps)

Lowest Channel

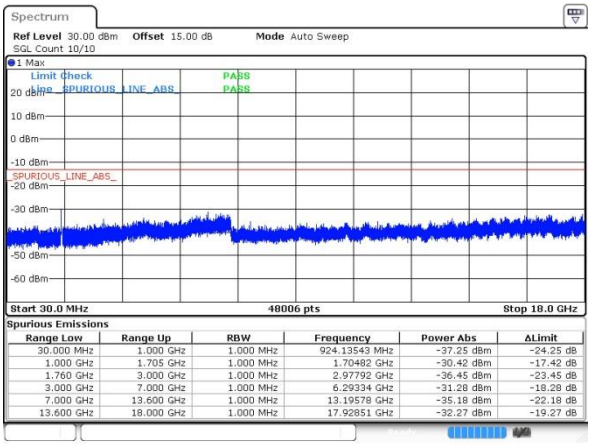

Spurious Emissions

Range Low	Range Up	RBW	Frequency	Power Abs	ΔLimit
30.000 MHz	1.000 GHz	1.000 MHz	924.13543 MHz	-37.25 dBm	-24.25 dB
1.000 GHz	1.705 GHz	1.000 MHz	1.70482 GHz	-30.42 dBm	-17.42 dB
1.760 GHz	3.000 GHz	1.000 MHz	2.97792 GHz	-36.45 dBm	-23.45 dB
3.000 GHz	7.000 GHz	1.000 MHz	6.29334 GHz	-31.28 dBm	-18.28 dB
7.000 GHz	13.600 GHz	1.000 MHz	13.19578 GHz	-35.18 dBm	-22.18 dB
13.600 GHz	18.000 GHz	1.000 MHz	17.92851 GHz	-32.27 dBm	-19.27 dB

Date: 19.FEB.2020 03:48:32

Middle Channel

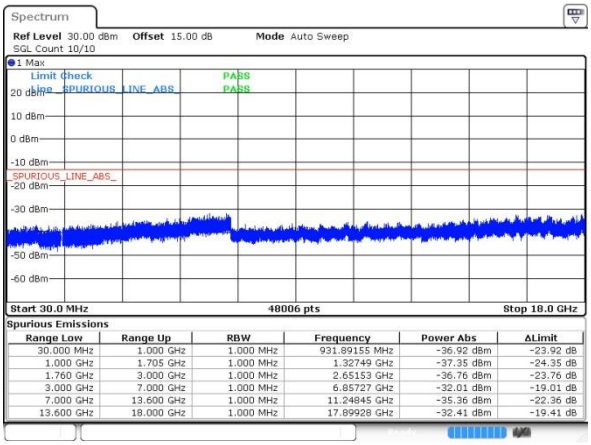

Spurious Emissions

Range Low	Range Up	RBW	Frequency	Power Abs	ΔLimit
30.000 MHz	1.000 GHz	1.000 MHz	931.89155 MHz	-36.92 dBm	-23.92 dB
1.000 GHz	1.705 GHz	1.000 MHz	1.32749 GHz	-37.35 dBm	-24.35 dB
1.760 GHz	3.000 GHz	1.000 MHz	2.65153 GHz	-36.76 dBm	-23.76 dB
3.000 GHz	7.000 GHz	1.000 MHz	6.85727 GHz	-32.01 dBm	-19.01 dB
7.000 GHz	13.600 GHz	1.000 MHz	11.24845 GHz	-35.36 dBm	-22.36 dB
13.600 GHz	18.000 GHz	1.000 MHz	17.89928 GHz	-32.41 dBm	-19.41 dB

Date: 19.FEB.2020 03:49:55

Highest Channel

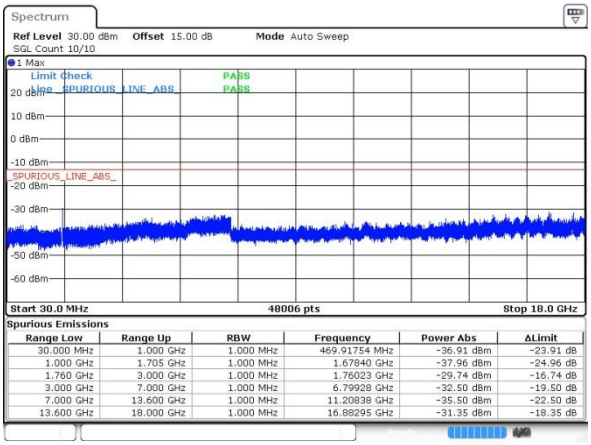

Spurious Emissions

Range Low	Range Up	RBW	Frequency	Power Abs	ΔLimit
30.000 MHz	1.000 GHz	1.000 MHz	469.91754 MHz	-36.91 dBm	-23.91 dB
1.000 GHz	1.705 GHz	1.000 MHz	1.67840 GHz	-37.96 dBm	-24.96 dB
1.760 GHz	3.000 GHz	1.000 MHz	1.76023 GHz	-29.74 dBm	-16.74 dB
3.000 GHz	7.000 GHz	1.000 MHz	6.79928 GHz	-32.50 dBm	-19.50 dB
7.000 GHz	13.600 GHz	1.000 MHz	11.20838 GHz	-35.50 dBm	-22.50 dB
13.600 GHz	18.000 GHz	1.000 MHz	16.88295 GHz	-31.35 dBm	-18.35 dB

Date: 19.FEB.2020 03:51:16

Frequency Stability

Test Conditions	Middle Channel	WCDMA Band V (RMC 12.2Kbps RMC 12.2Kbps)	Limit 2.5ppm
Temperature (°C)	Voltage (Volt)	Deviation (ppm)	Result
50	Normal Voltage	0.0120	PASS
40	Normal Voltage	0.0096	
30	Normal Voltage	0.0060	
20(Ref.)	Normal Voltage	0.0000	
10	Normal Voltage	0.0155	
0	Normal Voltage	0.0060	
-10	Normal Voltage	0.0096	
-20	Normal Voltage	0.0036	
-30	Normal Voltage	0.0108	
20	Maximum Voltage	0.0167	
20	Normal Voltage	0.0000	
20	Battery End Point	0.0131	

Note: Normal Voltage = 3.8V ; Battery End Point (BEP) =3.6V. ; Maximum Voltage =4.4V

Test Conditions	Middle Channel	WCDMA Band II (RMC 12.2Kbps)	Limit Note 2.
Temperature (°C)	Voltage (Volt)	Deviation (ppm)	Result
50	Normal Voltage	0.0085	PASS
40	Normal Voltage	0.0032	
30	Normal Voltage	0.0005	
20(Ref.)	Normal Voltage	0.0000	
10	Normal Voltage	0.0069	
0	Normal Voltage	0.0085	
-10	Normal Voltage	0.0101	
-20	Normal Voltage	0.0016	
-30	Normal Voltage	0.0117	
20	Maximum Voltage	0.0133	
20	Normal Voltage	0.0000	
20	Battery End Point	0.0032	

Note:

1. Normal Voltage = 3.8V ; Battery End Point (BEP) =3.6V. ; Maximum Voltage =4.4V
2. The frequency fundamental emissions stay within the authorized frequency block based on the frequency deviation measured is small.

Test Conditions	Middle Channel	WCDMA Band IV (RMC 12.2Kbps)	Limit Note 2.
Temperature (°C)	Voltage (Volt)	Deviation (ppm)	Result
50	Normal Voltage	0.0122	PASS
40	Normal Voltage	0.0012	
30	Normal Voltage	0.0158	
20(Ref.)	Normal Voltage	0.0000	
10	Normal Voltage	0.0049	
0	Normal Voltage	0.0171	
-10	Normal Voltage	0.0024	
-20	Normal Voltage	0.0098	
-30	Normal Voltage	0.0012	
20	Maximum Voltage	0.0134	
20	Normal Voltage	0.0000	
20	Battery End Point	0.0037	

Note:

1. Normal Voltage = 3.8V ; Battery End Point (BEP) =3.6V. ; Maximum Voltage =4.4V
2. The frequency fundamental emissions stay within the authorized frequency block based on the frequency deviation measured is small.

Appendix B. Test Results of Radiated Test

Radiated Spurious Emission

GSM850 (GSM)								
Channel	Frequency (MHz)	ERP (dBm)	Limit (dBm)	Over Limit (dB)	S.G. Power (dBm)	TX Cable loss (dB)	TX Antenna Gain (dBi)	Polarization (H/V)
Middle	1672	-56.05	-13	-43.05	-63.02	1.58	10.70	H
	2510	-57.34	-13	-44.34	-65.59	2.102	12.50	H
	3348	-61.24	-13	-48.24	-70.13	2.856	13.90	H
	1672	-56.88	-13	-43.88	-63.85	1.58	10.70	V
	2510	-56.29	-13	-43.29	-64.54	2.10	12.50	V
	3348	-61.56	-13	-48.56	-70.45	2.86	13.90	V

Remark: Spurious emissions within 30-1000MHz were found more than 20dB below limit line.

GSM850 (EDGE)								
Channel	Frequency (MHz)	ERP (dBm)	Limit (dBm)	Over Limit (dB)	S.G. Power (dBm)	TX Cable loss (dB)	TX Antenna Gain (dBi)	Polarization (H/V)
Middle	1672	-56.69	-13	-43.69	-63.66	1.58	10.70	H
	2510	-57.41	-13	-44.41	-65.66	2.102	12.50	H
	3348	-61.47	-13	-48.47	-70.36	2.856	13.90	H
	1672	-58.24	-13	-45.24	-65.21	1.58	10.70	V
	2510	-58.57	-13	-45.57	-66.82	2.10	12.50	V
	3348	-61.65	-13	-48.65	-70.54	2.86	13.90	V

Remark: Spurious emissions within 30-1000MHz were found more than 20dB below limit line.

GSM1900 (GSM)								
Channel	Frequency (MHz)	EIRP (dBm)	Limit (dBm)	Over Limit (dB)	S.G. Power (dBm)	TX Cable loss (dB)	TX Antenna Gain (dBi)	Polarization (H/V)
Middle	3759	-55.80	-13	-42.80	-68.06	2.641	14.90	H
	5640	-51.55	-13	-38.55	-63.41	2.94	14.80	H
	7524	-46.88	-13	-33.88	-56.65	3.39	13.16	H
	3759	-56.14	-13	-43.14	-68.40	2.64	14.90	V
	5640	-52.26	-13	-39.26	-64.12	2.94	14.80	V
	7524	-46.19	-13	-33.19	-55.96	3.39	13.16	V

Remark: Spurious emissions within 30-1000MHz were found more than 20dB below limit line.

GSM1900 (EDGE)								
Channel	Frequency (MHz)	EIRP (dBm)	Limit (dBm)	Over Limit (dB)	S.G. Power (dBm)	TX Cable loss (dB)	TX Antenna Gain (dBi)	Polarization (H/V)
Middle	3759	-56.08	-13	-43.08	-68.34	2.64	14.90	H
	5640	-52.07	-13	-39.07	-63.93	2.94	14.80	H
	7524	-46.83	-13	-33.83	-56.60	3.39	13.16	H
	3759	-55.60	-13	-42.60	-67.86	2.64	14.90	V
	5640	-52.21	-13	-39.21	-64.07	2.94	14.80	V
	7524	-46.69	-13	-33.69	-56.46	3.39	13.16	V

Remark: Spurious emissions within 30-1000MHz were found more than 20dB below limit line.

WCDMA Band V (RMC 12.2Kbps)								
Channel	Frequency (MHz)	ERP (dBm)	Limit (dBm)	Over Limit (dB)	S.G. Power (dBm)	TX Cable loss (dB)	TX Antenna Gain (dBi)	Polarization (H/V)
Middle	1672	-66.69	-13	-53.69	-73.66	1.58	10.70	H
	2510	-63.47	-13	-50.47	-71.72	2.102	12.50	H
	3348	-61.51	-13	-48.51	-70.40	2.856	13.90	H
	1672	-66.44	-13	-53.44	-73.41	1.58	10.70	V
	2510	-63.56	-13	-50.56	-71.81	2.10	12.50	V
	3348	-61.79	-13	-48.79	-70.68	2.86	13.90	V

Remark: Spurious emissions within 30-1000MHz were found more than 20dB below limit line.

WCDMA Band II (RMC 12.2Kbps)								
Channel	Frequency (MHz)	EIRP (dBm)	Limit (dBm)	Over Limit (dB)	S.G. Power (dBm)	TX Cable loss (dB)	TX Antenna Gain (dBi)	Polarization (H/V)
Middle	3759	-55.98	-13	-42.98	-68.24	2.64	14.90	H
	5640	-52.14	-13	-39.14	-64.00	2.94	14.80	H
	7524	-47.01	-13	-34.01	-56.78	3.39	13.16	H
	3759	-56.08	-13	-43.08	-68.34	2.64	14.90	V
	5640	-52.26	-13	-39.26	-64.12	2.94	14.80	V
	7524	-46.49	-13	-33.49	-56.26	3.39	13.16	V

Remark: Spurious emissions within 30-1000MHz were found more than 20dB below limit line.

WCDMA Band IV(RMC 12.2Kbps)								
Channel	Frequency (MHz)	EIRP (dBm)	Limit (dBm)	Over Limit (dB)	S.G. Power (dBm)	TX Cable loss (dB)	TX Antenna Gain (dBi)	Polarization (H/V)
Middle	3465	-59.61	-13	-46.61	-70.35	2.604	13.34	H
	5199	-53.16	-13	-40.16	-63.67	3.011	13.52	H
	6936	-48.71	-13	-35.71	-58.91	3.271	13.47	H
	3465	-59.54	-13	-46.54	-70.28	2.604	13.34	V
	5199	-52.87	-13	-39.87	-63.38	3.011	13.52	V
	6936	-48.17	-13	-35.17	-58.37	3.271	13.47	V

Remark: Spurious emissions within 30-1000MHz were found more than 20dB below limit line.