Test Laboratory: Sporton International Inc.

Device Under Test Properties

Manufacturer	Dimensions [mm]	IMEI	DUT Type
	100.0 x 100.0 x 100.0		Phone

Exposure Conditions

Phantom Section	Position, Test Distance [mm]	Frequency [MHz]	Conversion Factor
5G	FRONT, 5.55	30000.0	1.0

Hardware Setup

Phantom	Medium	Probe, Calibration Date	DAE, Calibration Date
mmWave - xxxx	Air -	EUmmWV4 - SN9461_F1-78GHz, 2019-11-05	DAE4 Sn854, 2019-05-21

Scans Setup

Grid Extents [mm]	60.0 x 60.0
Grid Steps [lambda]	0.25 x 0.25
Sensor Surface [mm]	5.55

Measurement Results

Date	2020-06-04, 00:31
Avg. Area [cm^2]	4.00
$S_{avg\ inc}$ [W/m^2]	30.7
$S_{avg\ tot}$ [W/m^2]	31.2
S_{peak} [W/m^2]	45.2
E_{peak} [V/m]	130
H_{peak} [A/m]	0.351
Power Drift [dB]	-0.05

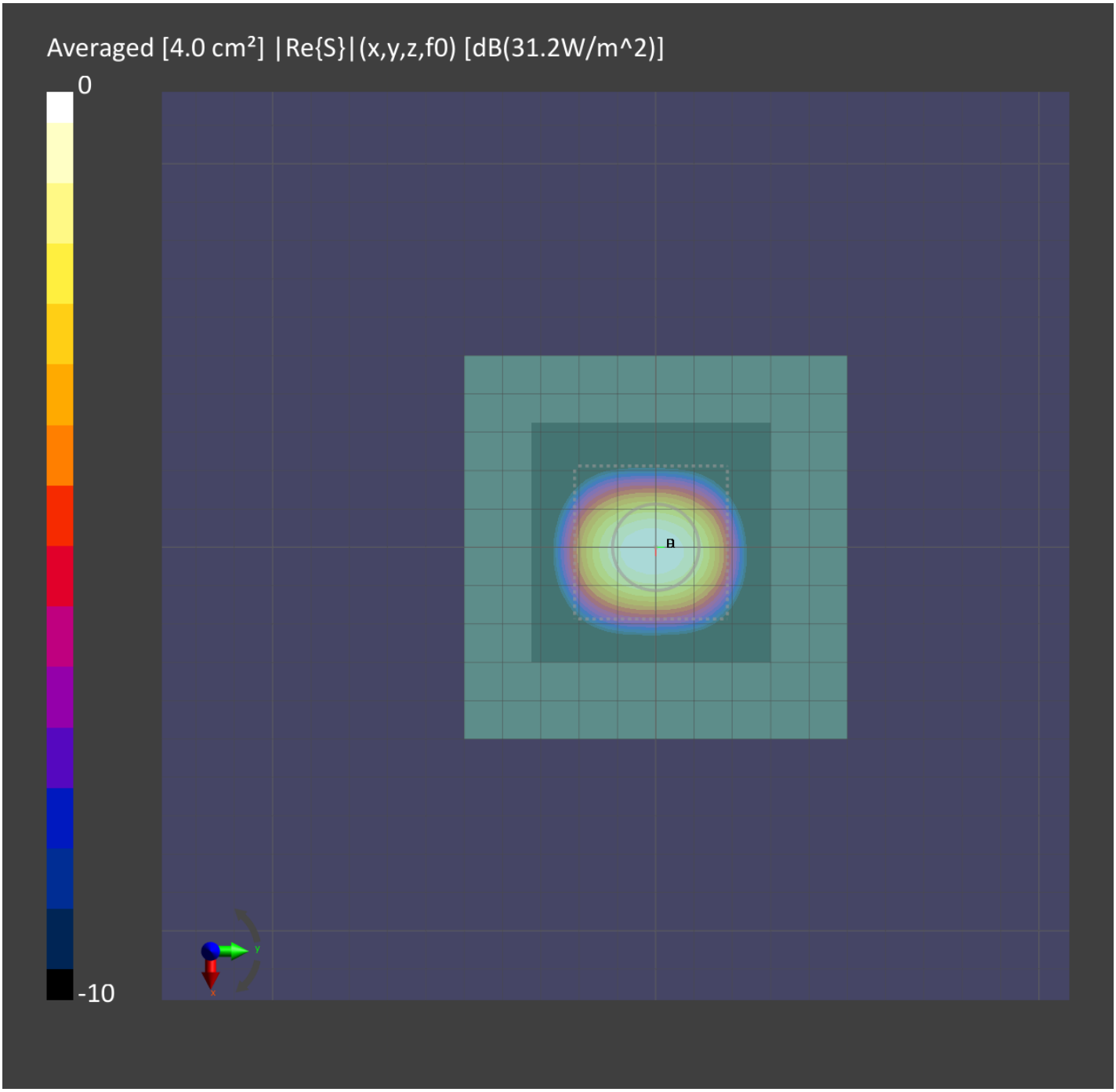
Averaged [4.0 cm²] |Re{S}|(x,y,z,f0) [dB(31.2W/m^2)]
0
-10

Test Laboratory: Sporton International Inc.

Device Under Test Properties

Manufacturer	Dimensions [mm]	IMEI	DUT Type
	100.0 x 100.0 x 100.0		Phone

Exposure Conditions

Phantom Section	Position, Test Distance [mm]	Frequency [MHz]	Conversion Factor
5G	FRONT, 5.55	30000.0	1.0

Hardware Setup

Phantom	Medium	Probe, Calibration Date	DAE, Calibration Date
mmWave - xxxx	Air -	EUmmWV4 - SN9461_F1-78GHz, 2019-11-05	DAE4 Sn1424, 2020-01-24

Scans Setup

Grid Extents [mm]	60.0 x 60.0
Grid Steps [lambda]	0.25 x 0.25
Sensor Surface [mm]	5.55

Measurement Results

Date	2020-07-02, 00:56
Avg. Area [cm^2]	4.00
$S_{avg\ inc}$ [W/m^2]	31.7
$S_{avg\ tot}$ [W/m^2]	32.1
S_{peak} [W/m^2]	47.7
E_{peak} [V/m]	131
H_{peak} [A/m]	0.364
Power Drift [dB]	0.02

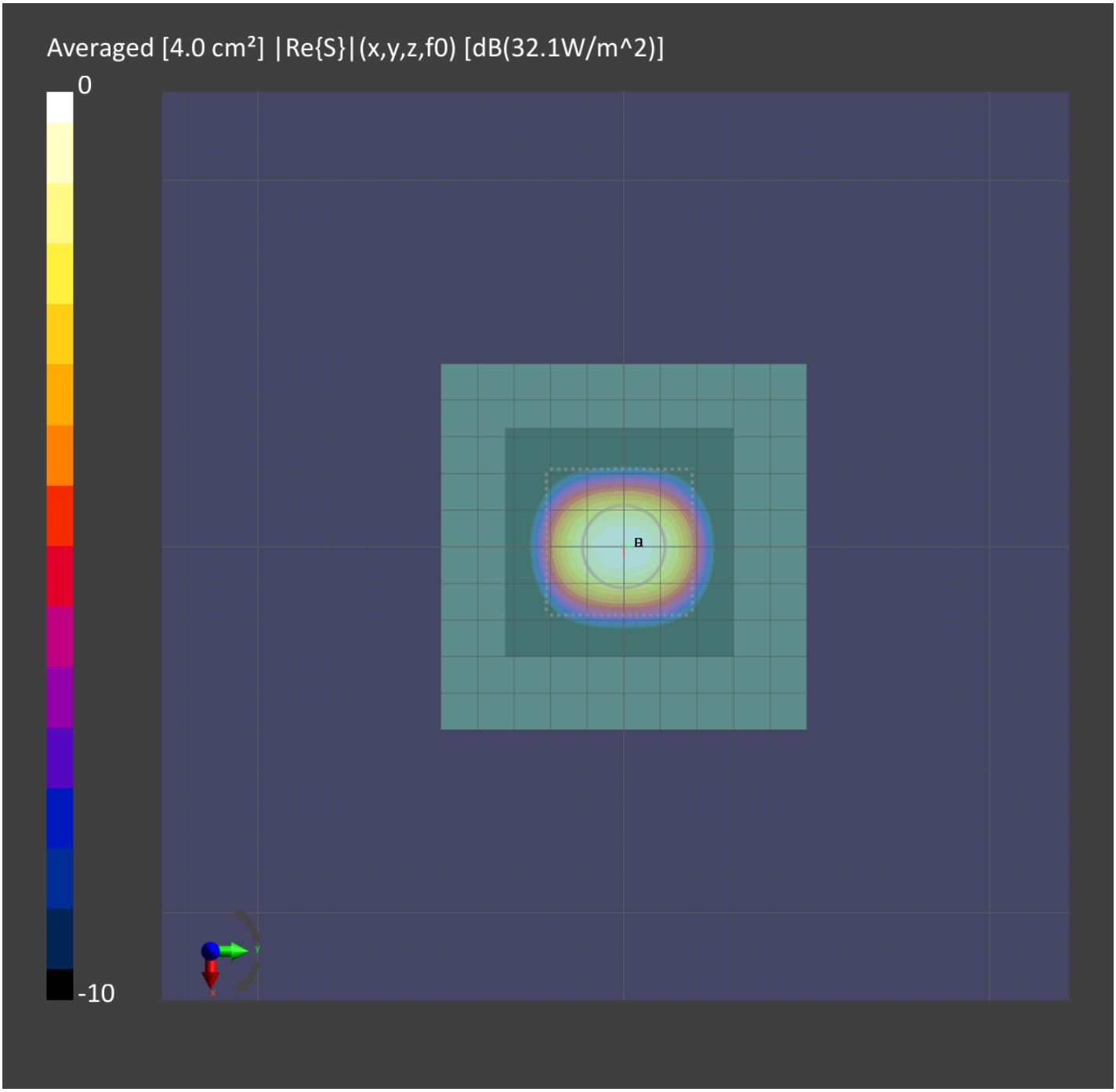
Averaged [4.0 cm²] |Re{S}|(x,y,z,f0) [dB(32.1W/m^2)]
0
-10

Test Laboratory: Sporton International Inc.

Device Under Test Properties

Manufacturer	Dimensions [mm]	IMEI	DUT Type
	100.0 x 100.0 x 100.0		Phone

Exposure Conditions

Phantom Section	Position, Test Distance [mm]	Frequency [MHz]	Conversion Factor
5G	FRONT, 5.50	30000.0	1.0

Hardware Setup

Phantom	Medium	Probe, Calibration Date	DAE, Calibration Date
mmWave - xxxx	Air -	EUmmWV3 - SN9424, 2019-03-19	DAE4 Sn1424, 2020-01-24

Scans Setup

Grid Extents [mm]	60.0 x 60.0
Grid Steps [lambda]	0.25 x 0.25
Sensor Surface [mm]	5.5

Measurement Results

Date	2020-08-03, 00:08
Avg. Area [cm^2]	4.00
$S_{avg\ inc}$ [W/m^2]	34.5
$S_{avg\ tot}$ [W/m^2]	35.1
S_{peak} [W/m^2]	46.7
E_{peak} [V/m]	132
H_{peak} [A/m]	0.366
Power Drift [dB]	-0.01

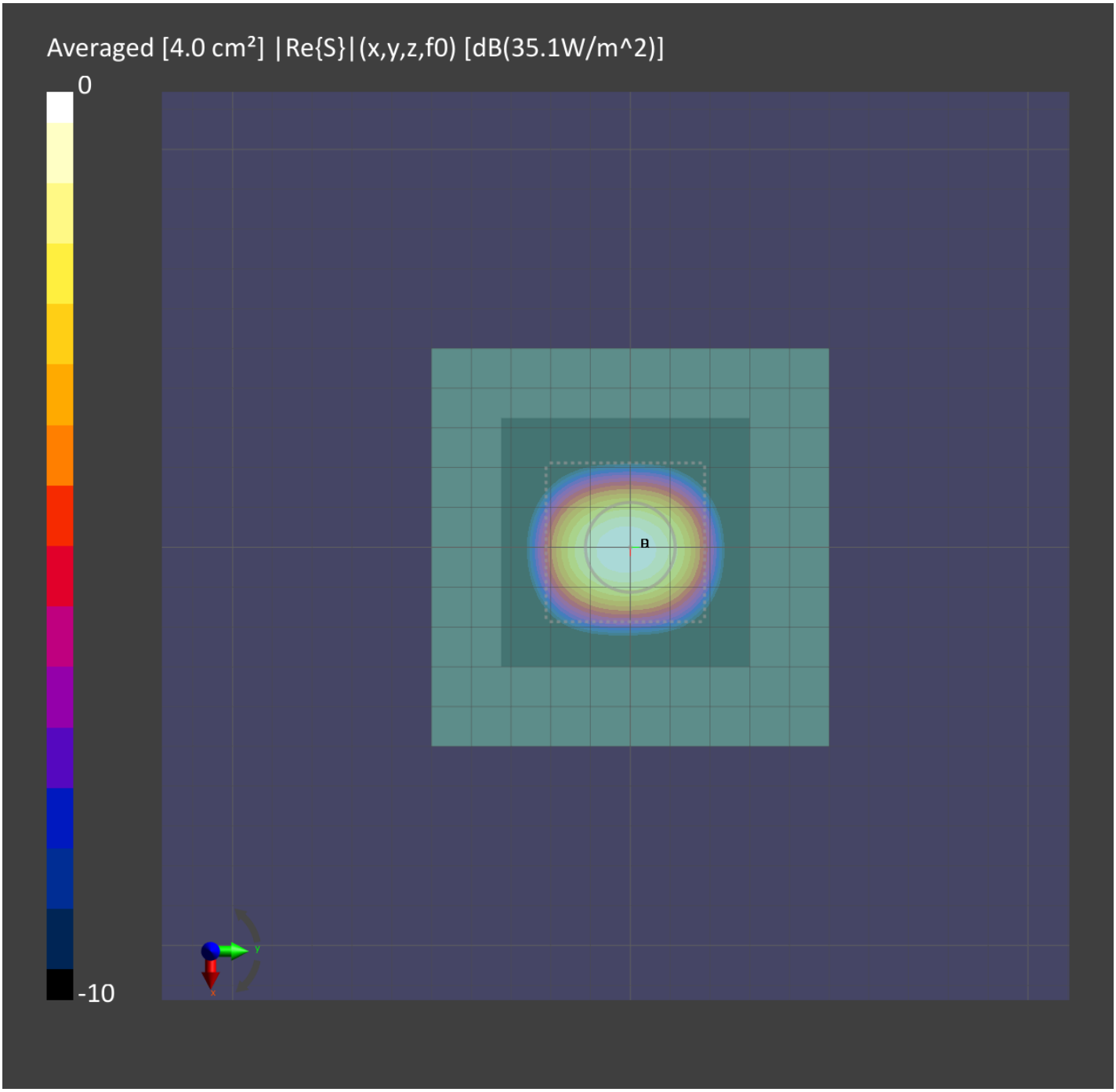
Averaged [4.0 cm²] |Re{S}|(x,y,z,f0) [dB(35.1W/m^2)]
0
-10