5G NR n71 / 10MHz / DFT-S OFDM / 16QAM

Lowest Channel / 1RB1

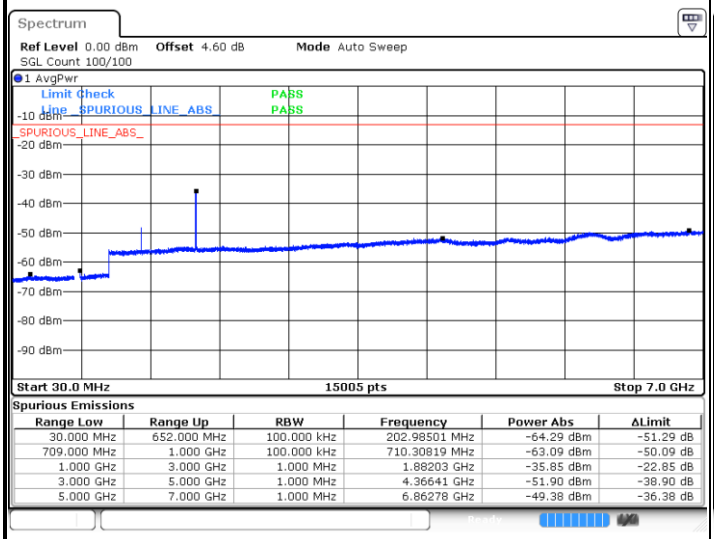

Spurious Emissions

Range Low	Range Up	RBW	Frequency	Power Abs	ΔLimit
30.000 MHz	652.000 MHz	100.000 kHz	202.98501 MHz	-64.29 dBm	-51.29 dB
709.000 MHz	1.000 GHz	100.000 kHz	710.30819 MHz	-63.09 dBm	-50.09 dB
1.000 GHz	3.000 GHz	1.000 MHz	1.88203 GHz	-35.85 dBm	-22.85 dB
3.000 GHz	5.000 GHz	1.000 MHz	4.36641 GHz	-51.90 dBm	-38.90 dB
5.000 GHz	7.000 GHz	1.000 MHz	6.86278 GHz	-49.38 dBm	-36.38 dB

Date: 26.JUN.2020 11:57:23

Middle Channel / 1RB1

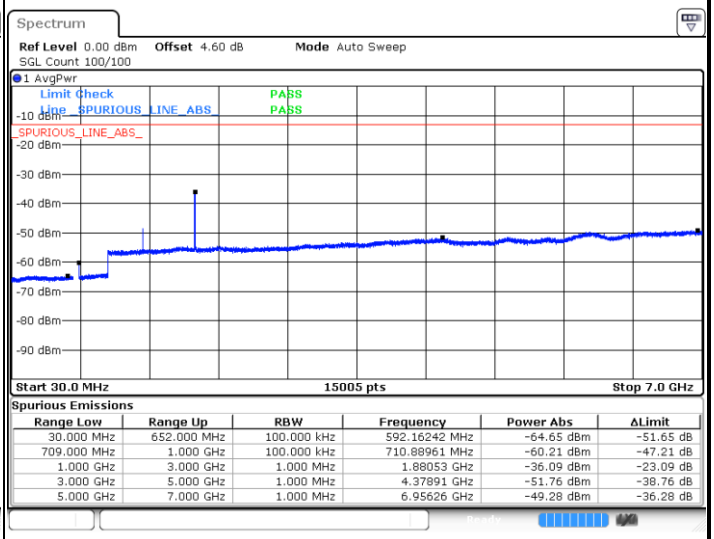

Spurious Emissions

Range Low	Range Up	RBW	Frequency	Power Abs	ΔLimit
30.000 MHz	652.000 MHz	100.000 kHz	592.16242 MHz	-64.65 dBm	-51.65 dB
709.000 MHz	1.000 GHz	100.000 kHz	710.88961 MHz	-60.21 dBm	-47.21 dB
1.000 GHz	3.000 GHz	1.000 MHz	1.88053 GHz	-36.09 dBm	-23.09 dB
3.000 GHz	5.000 GHz	1.000 MHz	4.37891 GHz	-51.76 dBm	-38.76 dB
5.000 GHz	7.000 GHz	1.000 MHz	6.95626 GHz	-49.28 dBm	-36.28 dB

Date: 26.JUN.2020 12:01:52

Highest Channel / 1RB1

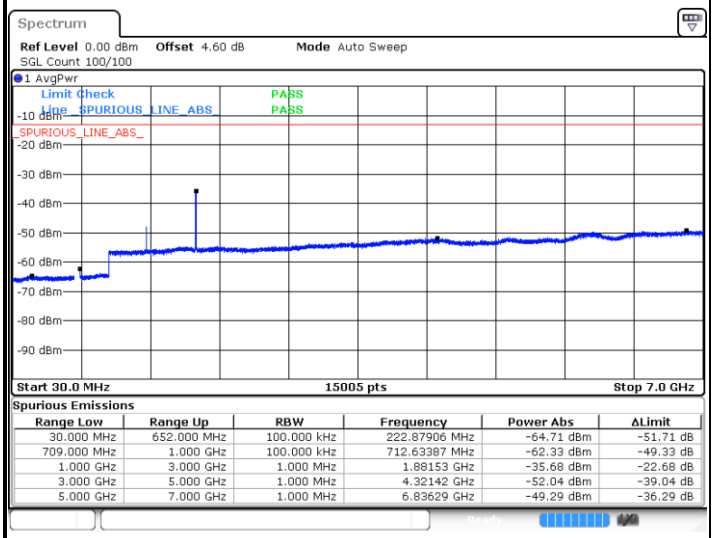

Spurious Emissions

Range Low	Range Up	RBW	Frequency	Power Abs	ΔLimit
30.000 MHz	652.000 MHz	100.000 kHz	222.87906 MHz	-64.71 dBm	-51.71 dB
709.000 MHz	1.000 GHz	100.000 kHz	712.63387 MHz	-62.33 dBm	-49.33 dB
1.000 GHz	3.000 GHz	1.000 MHz	1.88153 GHz	-35.68 dBm	-22.68 dB
3.000 GHz	5.000 GHz	1.000 MHz	4.32142 GHz	-52.04 dBm	-39.04 dB
5.000 GHz	7.000 GHz	1.000 MHz	6.83629 GHz	-49.29 dBm	-36.29 dB

Date: 26.JUN.2020 12:16:23

5G NR n71 / 15MHz / DFT-S OFDM / 16QAM

Lowest Channel / 1RB1

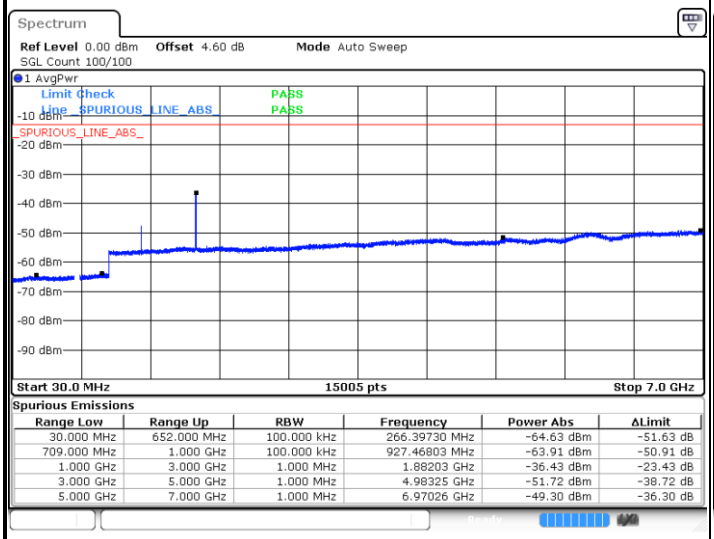

Spurious Emissions

Range Low	Range Up	RBW	Frequency	Power Abs	ΔLimit
30.000 MHz	652.000 MHz	100.000 kHz	266.39730 MHz	-64.63 dBm	-51.63 dB
709.000 MHz	1.000 GHz	100.000 kHz	927.46803 MHz	-63.91 dBm	-50.91 dB
1.000 GHz	3.000 GHz	1.000 MHz	1.88203 GHz	-36.43 dBm	-23.43 dB
3.000 GHz	5.000 GHz	1.000 MHz	4.98325 GHz	-51.72 dBm	-38.72 dB
5.000 GHz	7.000 GHz	1.000 MHz	6.97026 GHz	-49.30 dBm	-36.30 dB

Date: 26.JUN.2020 13:37:40

Middle Channel / 1RB1

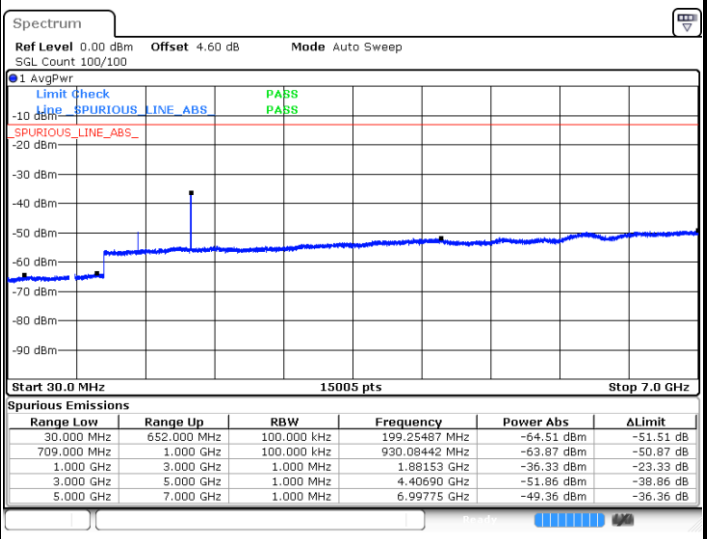

Spurious Emissions

Range Low	Range Up	RBW	Frequency	Power Abs	ΔLimit
30.000 MHz	652.000 MHz	100.000 kHz	199.25487 MHz	-64.51 dBm	-51.51 dB
709.000 MHz	1.000 GHz	100.000 kHz	930.08442 MHz	-63.87 dBm	-50.87 dB
1.000 GHz	3.000 GHz	1.000 MHz	1.88153 GHz	-36.33 dBm	-23.33 dB
3.000 GHz	5.000 GHz	1.000 MHz	4.40690 GHz	-51.86 dBm	-38.86 dB
5.000 GHz	7.000 GHz	1.000 MHz	6.99775 GHz	-49.36 dBm	-36.36 dB

Date: 26.JUN.2020 13:41:35

Highest Channel / 1RB1

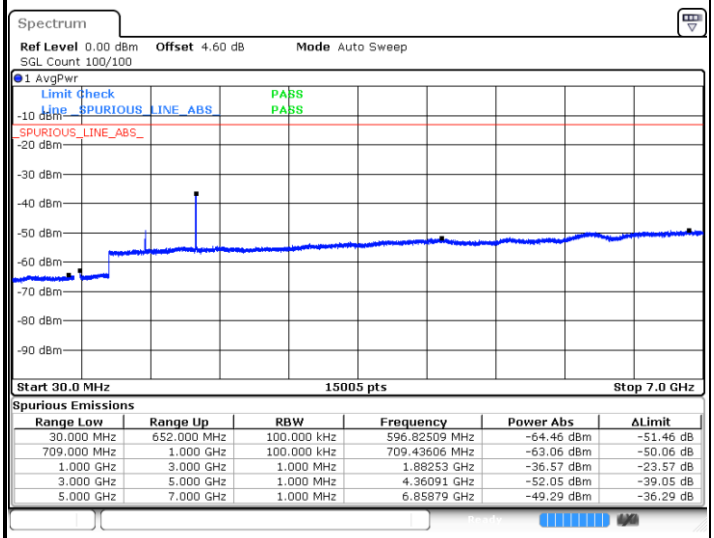

Spurious Emissions

Range Low	Range Up	RBW	Frequency	Power Abs	ΔLimit
30.000 MHz	652.000 MHz	100.000 kHz	596.82509 MHz	-64.46 dBm	-51.46 dB
709.000 MHz	1.000 GHz	100.000 kHz	709.43606 MHz	-63.06 dBm	-50.06 dB
1.000 GHz	3.000 GHz	1.000 MHz	1.88253 GHz	-36.57 dBm	-23.57 dB
3.000 GHz	5.000 GHz	1.000 MHz	4.36091 GHz	-52.05 dBm	-39.05 dB
5.000 GHz	7.000 GHz	1.000 MHz	6.85879 GHz	-49.29 dBm	-36.29 dB

Date: 26.JUN.2020 13:54:46

5G NR n71 / 20MHz / DFT-S OFDM / 16QAM

Lowest Channel / 1RB1

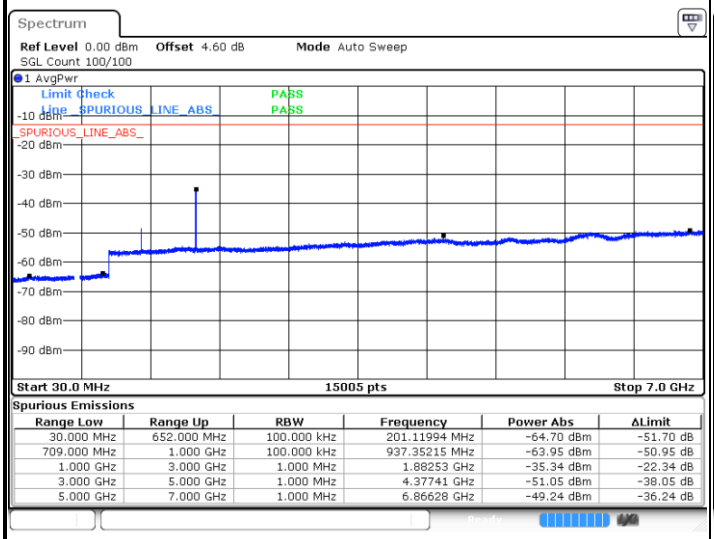

Spurious Emissions

Range Low	Range Up	RBW	Frequency	Power Abs	ΔLimit
30.000 MHz	652.000 MHz	100.000 kHz	201.11994 MHz	-64.70 dBm	-51.70 dB
709.000 MHz	1.000 GHz	100.000 kHz	937.35215 MHz	-63.95 dBm	-50.95 dB
1.000 GHz	3.000 GHz	1.000 MHz	1.88253 GHz	-35.34 dBm	-22.34 dB
3.000 GHz	5.000 GHz	1.000 MHz	4.37741 GHz	-51.05 dBm	-38.05 dB
5.000 GHz	7.000 GHz	1.000 MHz	6.86628 GHz	-49.24 dBm	-36.24 dB

Date: 26.JUN.2020 14:27:18

Middle Channel / 1RB1

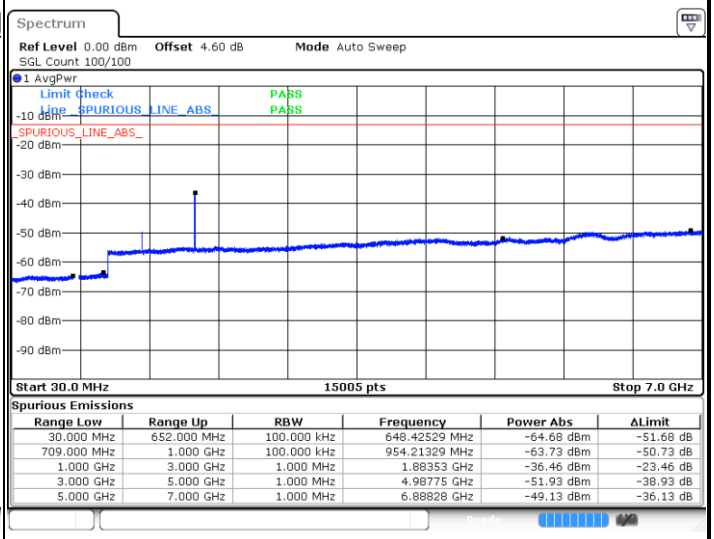

Spurious Emissions

Range Low	Range Up	RBW	Frequency	Power Abs	ΔLimit
30.000 MHz	652.000 MHz	100.000 kHz	648.42529 MHz	-64.68 dBm	-51.68 dB
709.000 MHz	1.000 GHz	100.000 kHz	954.21329 MHz	-63.73 dBm	-50.73 dB
1.000 GHz	3.000 GHz	1.000 MHz	1.88353 GHz	-36.46 dBm	-23.46 dB
3.000 GHz	5.000 GHz	1.000 MHz	4.98775 GHz	-51.93 dBm	-38.93 dB
5.000 GHz	7.000 GHz	1.000 MHz	6.88828 GHz	-49.13 dBm	-36.13 dB

Date: 26.JUN.2020 14:32:04

Highest Channel / 1RB1

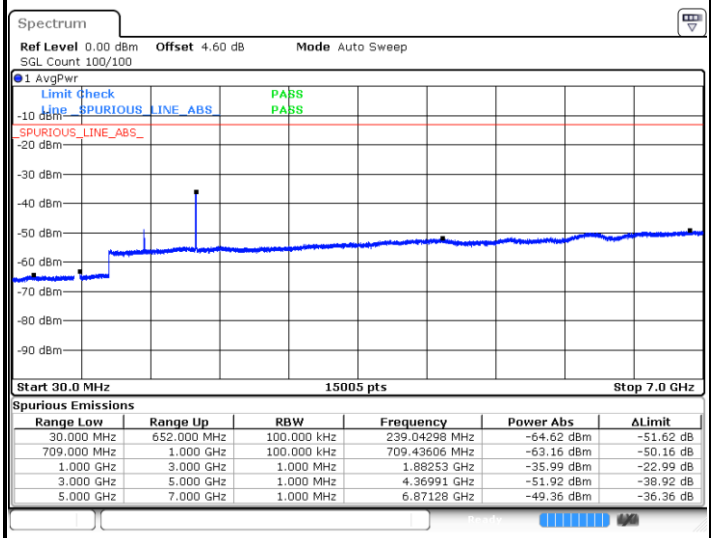

Spurious Emissions

Range Low	Range Up	RBW	Frequency	Power Abs	ΔLimit
30.000 MHz	652.000 MHz	100.000 kHz	239.04298 MHz	-64.62 dBm	-51.62 dB
709.000 MHz	1.000 GHz	100.000 kHz	709.43606 MHz	-63.16 dBm	-50.16 dB
1.000 GHz	3.000 GHz	1.000 MHz	1.88253 GHz	-35.99 dBm	-22.99 dB
3.000 GHz	5.000 GHz	1.000 MHz	4.36991 GHz	-51.92 dBm	-38.92 dB
5.000 GHz	7.000 GHz	1.000 MHz	6.87128 GHz	-49.36 dBm	-36.36 dB

Date: 26.JUN.2020 14:51:24

5G NR n71 / 5MHz / DFT-S OFDM / 64QAM

Lowest Channel / 1RB1

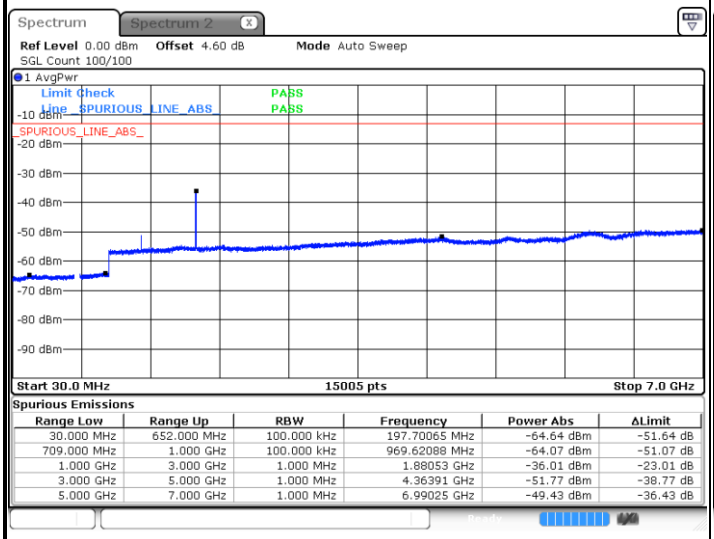

Spurious Emissions

Range Low	Range Up	RBW	Frequency	Power Abs	ΔLimit
30.000 MHz	652.000 MHz	100.000 kHz	197.70065 MHz	-64.64 dBm	-51.64 dB
709.000 MHz	1.000 GHz	100.000 kHz	969.62088 MHz	-64.07 dBm	-51.07 dB
1.000 GHz	3.000 GHz	1.000 MHz	1.88053 GHz	-36.01 dBm	-23.01 dB
3.000 GHz	5.000 GHz	1.000 MHz	4.36391 GHz	-51.77 dBm	-38.77 dB
5.000 GHz	7.000 GHz	1.000 MHz	6.99025 GHz	-49.43 dBm	-36.43 dB

Date: 26.JUN.2020 11:00:36

Middle Channel / 1RB1

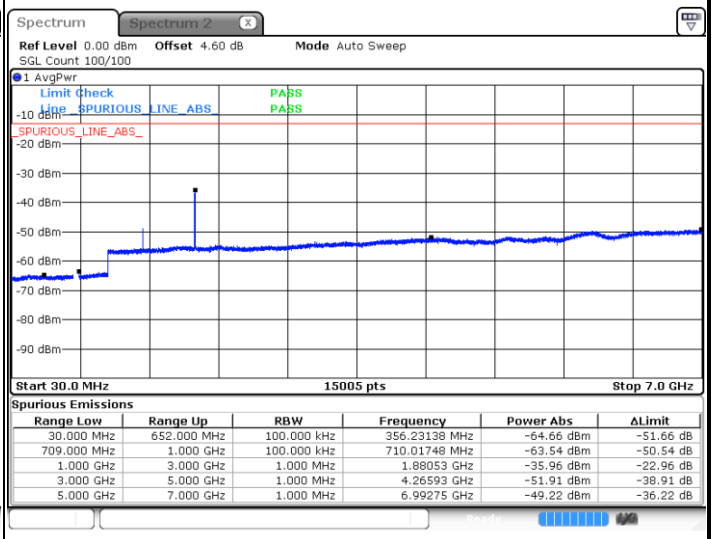

Spurious Emissions

Range Low	Range Up	RBW	Frequency	Power Abs	ΔLimit
30.000 MHz	652.000 MHz	100.000 kHz	356.23138 MHz	-64.66 dBm	-51.66 dB
709.000 MHz	1.000 GHz	100.000 kHz	710.01748 MHz	-63.54 dBm	-50.54 dB
1.000 GHz	3.000 GHz	1.000 MHz	1.88053 GHz	-35.96 dBm	-22.96 dB
3.000 GHz	5.000 GHz	1.000 MHz	4.26593 GHz	-51.91 dBm	-38.91 dB
5.000 GHz	7.000 GHz	1.000 MHz	6.99275 GHz	-49.22 dBm	-36.22 dB

Date: 26.JUN.2020 11:05:54

Highest Channel / 1RB1

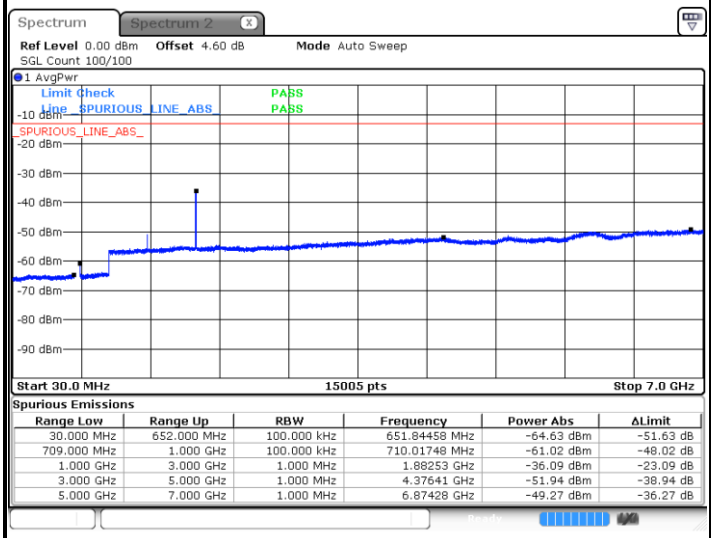

Spurious Emissions

Range Low	Range Up	RBW	Frequency	Power Abs	ΔLimit
30.000 MHz	652.000 MHz	100.000 kHz	651.84458 MHz	-64.63 dBm	-51.63 dB
709.000 MHz	1.000 GHz	100.000 kHz	710.01748 MHz	-61.02 dBm	-48.02 dB
1.000 GHz	3.000 GHz	1.000 MHz	1.88253 GHz	-36.09 dBm	-23.09 dB
3.000 GHz	5.000 GHz	1.000 MHz	4.37641 GHz	-51.94 dBm	-38.94 dB
5.000 GHz	7.000 GHz	1.000 MHz	6.87428 GHz	-49.27 dBm	-36.27 dB

Date: 26.JUN.2020 11:28:30

5G NR n71 / 10MHz / DFT-S OFDM / 64QAM

Lowest Channel / 1RB1

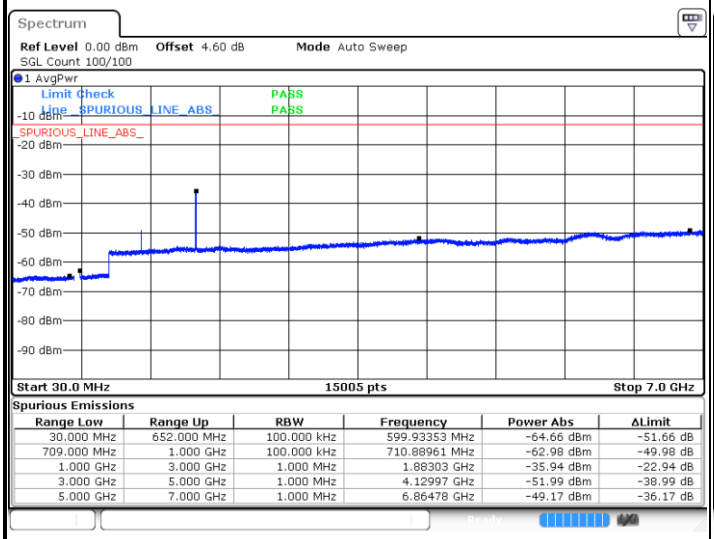

Spurious Emissions

Range Low	Range Up	RBW	Frequency	Power Abs	ΔLimit
30.000 MHz	652.000 MHz	100.000 kHz	599.93353 MHz	-64.66 dBm	-51.66 dB
709.000 MHz	1.000 GHz	100.000 kHz	710.88961 MHz	-62.98 dBm	-49.98 dB
1.000 GHz	3.000 GHz	1.000 MHz	1.88303 GHz	-35.94 dBm	-22.94 dB
3.000 GHz	5.000 GHz	1.000 MHz	4.12997 GHz	-51.99 dBm	-38.99 dB
5.000 GHz	7.000 GHz	1.000 MHz	6.86478 GHz	-49.17 dBm	-36.17 dB

Date: 26.JUN.2020 11:56:25

Middle Channel / 1RB1

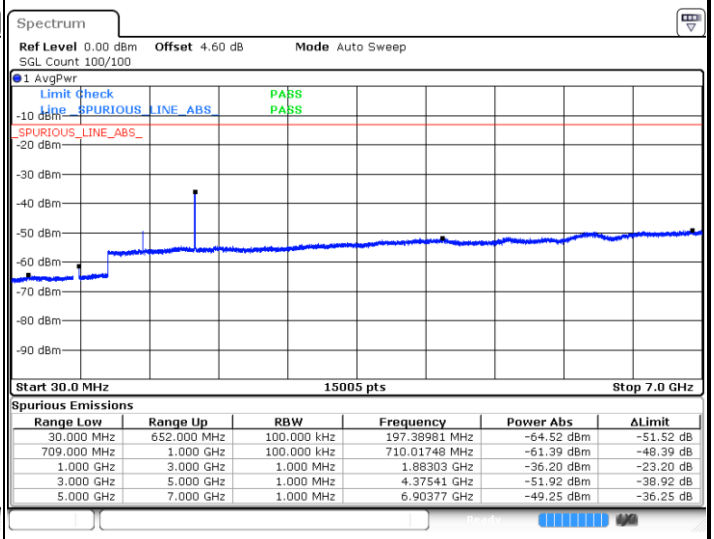

Spurious Emissions

Range Low	Range Up	RBW	Frequency	Power Abs	ΔLimit
30.000 MHz	652.000 MHz	100.000 kHz	197.38981 MHz	-64.52 dBm	-51.52 dB
709.000 MHz	1.000 GHz	100.000 kHz	710.01748 MHz	-61.39 dBm	-48.39 dB
1.000 GHz	3.000 GHz	1.000 MHz	1.88303 GHz	-36.20 dBm	-23.20 dB
3.000 GHz	5.000 GHz	1.000 MHz	4.37541 GHz	-51.92 dBm	-38.92 dB
5.000 GHz	7.000 GHz	1.000 MHz	6.90377 GHz	-49.25 dBm	-36.25 dB

Date: 26.JUN.2020 12:02:10

Highest Channel / 1RB1

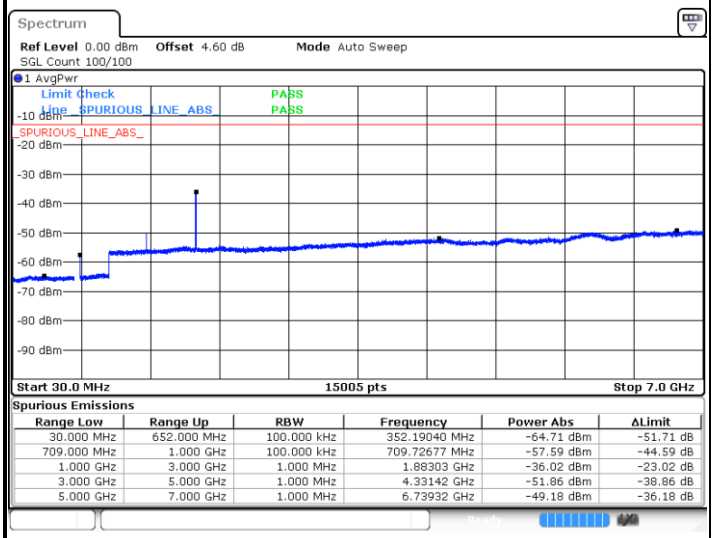

Spurious Emissions

Range Low	Range Up	RBW	Frequency	Power Abs	ΔLimit
30.000 MHz	652.000 MHz	100.000 kHz	352.19040 MHz	-64.71 dBm	-51.71 dB
709.000 MHz	1.000 GHz	100.000 kHz	709.72677 MHz	-57.59 dBm	-44.59 dB
1.000 GHz	3.000 GHz	1.000 MHz	1.88303 GHz	-36.02 dBm	-23.02 dB
3.000 GHz	5.000 GHz	1.000 MHz	4.33142 GHz	-51.86 dBm	-38.86 dB
5.000 GHz	7.000 GHz	1.000 MHz	6.73932 GHz	-49.18 dBm	-36.18 dB

Date: 26.JUN.2020 12:16:44

5G NR n71 / 15MHz / DFT-S OFDM / 64QAM

Lowest Channel / 1RB1

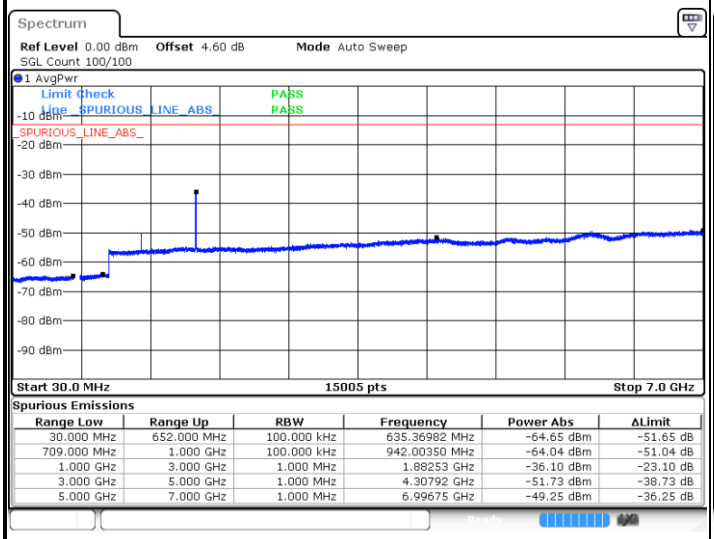

Spurious Emissions

Range Low	Range Up	RBW	Frequency	Power Abs	ΔLimit
30.000 MHz	652.000 MHz	100.000 kHz	635.36982 MHz	-64.65 dBm	-51.65 dB
709.000 MHz	1.000 GHz	100.000 kHz	942.00350 MHz	-64.04 dBm	-51.04 dB
1.000 GHz	3.000 GHz	1.000 MHz	1.88253 GHz	-36.10 dBm	-23.10 dB
3.000 GHz	5.000 GHz	1.000 MHz	4.30792 GHz	-51.73 dBm	-38.73 dB
5.000 GHz	7.000 GHz	1.000 MHz	6.99675 GHz	-49.25 dBm	-36.25 dB

Date: 26.JUN.2020 13:36:33

Middle Channel / 1RB1

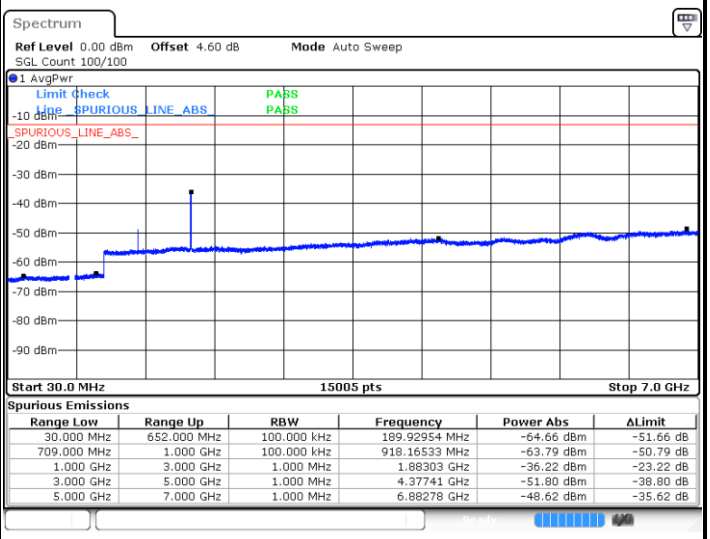

Spurious Emissions

Range Low	Range Up	RBW	Frequency	Power Abs	ΔLimit
30.000 MHz	652.000 MHz	100.000 kHz	189.92954 MHz	-64.66 dBm	-51.66 dB
709.000 MHz	1.000 GHz	100.000 kHz	918.16533 MHz	-63.79 dBm	-50.79 dB
1.000 GHz	3.000 GHz	1.000 MHz	1.88303 GHz	-36.22 dBm	-23.22 dB
3.000 GHz	5.000 GHz	1.000 MHz	4.37741 GHz	-51.80 dBm	-38.80 dB
5.000 GHz	7.000 GHz	1.000 MHz	6.88278 GHz	-48.62 dBm	-35.62 dB

Date: 26.JUN.2020 13:41:54

Highest Channel / 1RB1

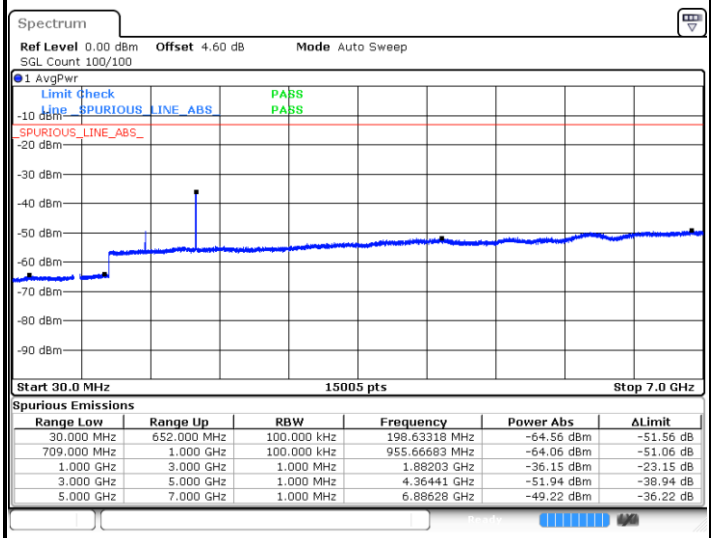

Spurious Emissions

Range Low	Range Up	RBW	Frequency	Power Abs	ΔLimit
30.000 MHz	652.000 MHz	100.000 kHz	198.63318 MHz	-64.56 dBm	-51.56 dB
709.000 MHz	1.000 GHz	100.000 kHz	955.66683 MHz	-64.06 dBm	-51.06 dB
1.000 GHz	3.000 GHz	1.000 MHz	1.88203 GHz	-36.15 dBm	-23.15 dB
3.000 GHz	5.000 GHz	1.000 MHz	4.36441 GHz	-51.94 dBm	-38.94 dB
5.000 GHz	7.000 GHz	1.000 MHz	6.88628 GHz	-49.22 dBm	-36.22 dB

Date: 26.JUN.2020 13:55:09

5G NR n71 / 20MHz / DFT-S OFDM / 64QAM

Lowest Channel / 1RB1

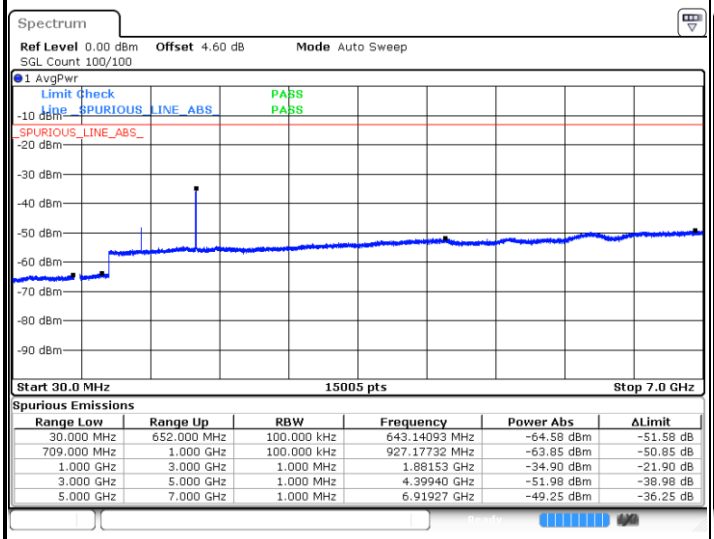

Spurious Emissions

Range Low	Range Up	RBW	Frequency	Power Abs	ΔLimit
30.000 MHz	652.000 MHz	100.000 kHz	643.14093 MHz	-64.58 dBm	-51.58 dB
709.000 MHz	1.000 GHz	100.000 kHz	927.17732 MHz	-63.85 dBm	-50.85 dB
1.000 GHz	3.000 GHz	1.000 MHz	1.88153 GHz	-34.90 dBm	-21.90 dB
3.000 GHz	5.000 GHz	1.000 MHz	4.39940 GHz	-51.98 dBm	-38.98 dB
5.000 GHz	7.000 GHz	1.000 MHz	6.91927 GHz	-49.25 dBm	-36.25 dB

Date: 26.JUN.2020 14:25:56

Middle Channel / 1RB1

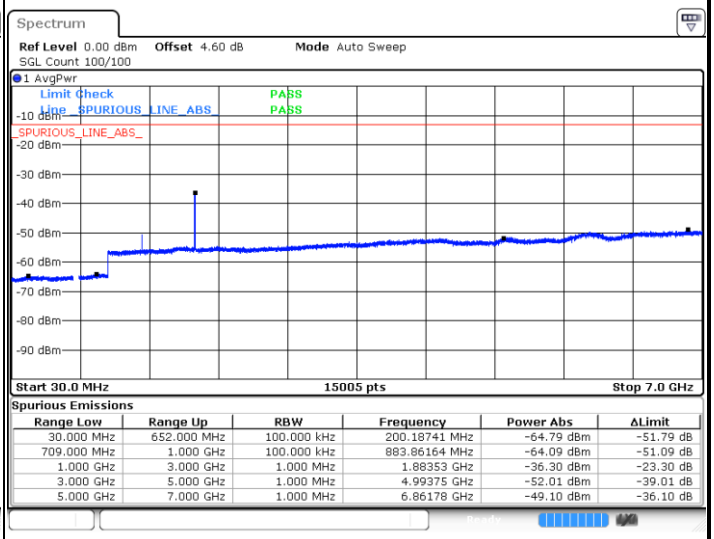

Spurious Emissions

Range Low	Range Up	RBW	Frequency	Power Abs	ΔLimit
30.000 MHz	652.000 MHz	100.000 kHz	200.18741 MHz	-64.79 dBm	-51.79 dB
709.000 MHz	1.000 GHz	100.000 kHz	883.86164 MHz	-64.09 dBm	-51.09 dB
1.000 GHz	3.000 GHz	1.000 MHz	1.88353 GHz	-36.30 dBm	-23.30 dB
3.000 GHz	5.000 GHz	1.000 MHz	4.99375 GHz	-52.01 dBm	-39.01 dB
5.000 GHz	7.000 GHz	1.000 MHz	6.86178 GHz	-49.10 dBm	-36.10 dB

Date: 26.JUN.2020 14:32:27

Highest Channel / 1RB1

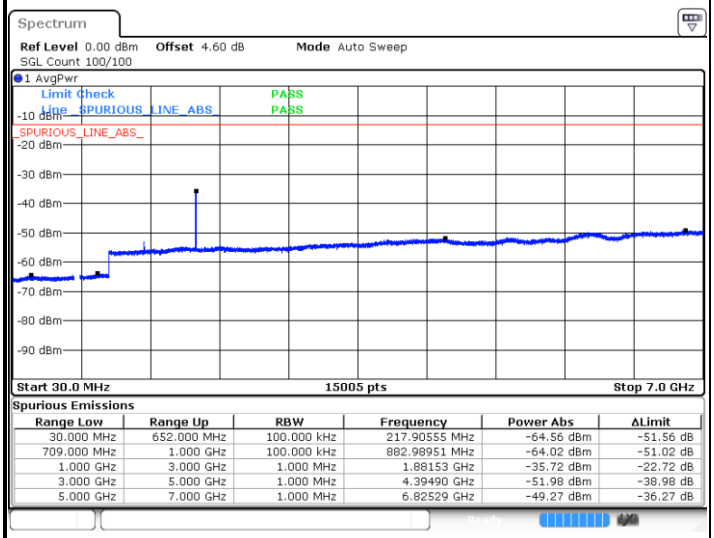

Spurious Emissions

Range Low	Range Up	RBW	Frequency	Power Abs	ΔLimit
30.000 MHz	652.000 MHz	100.000 kHz	217.90555 MHz	-64.56 dBm	-51.56 dB
709.000 MHz	1.000 GHz	100.000 kHz	882.98951 MHz	-64.02 dBm	-51.02 dB
1.000 GHz	3.000 GHz	1.000 MHz	1.88153 GHz	-35.72 dBm	-22.72 dB
3.000 GHz	5.000 GHz	1.000 MHz	4.39490 GHz	-51.98 dBm	-38.98 dB
5.000 GHz	7.000 GHz	1.000 MHz	6.82529 GHz	-49.27 dBm	-36.27 dB

Date: 26.JUN.2020 14:52:12

5G NR n71 / 5MHz / DFT-S OFDM / 256QAM

Lowest Channel / 1RB1

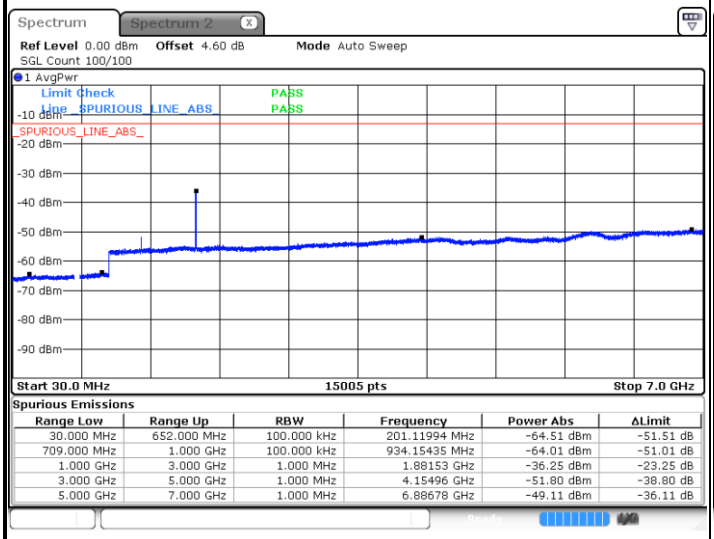

Spurious Emissions

Range Low	Range Up	RBW	Frequency	Power Abs	ΔLimit
30.000 MHz	652.000 MHz	100.000 kHz	201.11994 MHz	-64.51 dBm	-51.51 dB
709.000 MHz	1.000 GHz	100.000 kHz	934.15435 MHz	-64.01 dBm	-51.01 dB
1.000 GHz	3.000 GHz	1.000 MHz	1.88153 GHz	-36.25 dBm	-23.25 dB
3.000 GHz	5.000 GHz	1.000 MHz	4.15496 GHz	-51.80 dBm	-38.80 dB
5.000 GHz	7.000 GHz	1.000 MHz	6.88678 GHz	-49.11 dBm	-36.11 dB

Date: 26.JUN.2020 10:58:56

Middle Channel / 1RB1

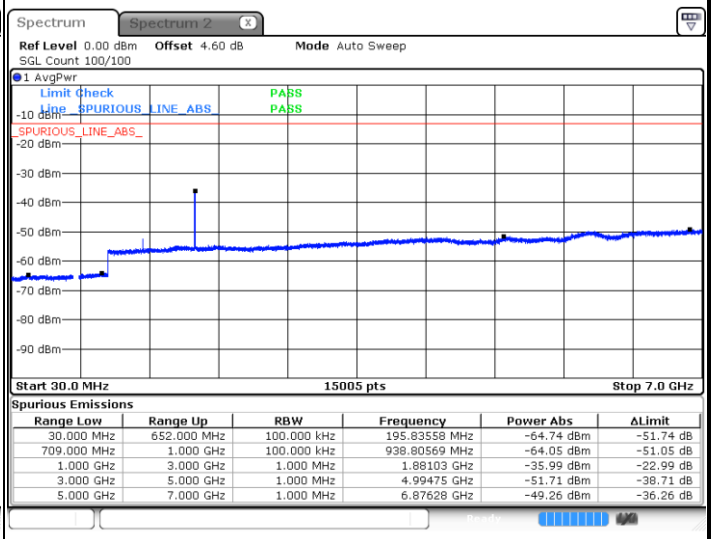

Spurious Emissions

Range Low	Range Up	RBW	Frequency	Power Abs	ΔLimit
30.000 MHz	652.000 MHz	100.000 kHz	195.83558 MHz	-64.74 dBm	-51.74 dB
709.000 MHz	1.000 GHz	100.000 kHz	938.80569 MHz	-64.05 dBm	-51.05 dB
1.000 GHz	3.000 GHz	1.000 MHz	1.88103 GHz	-35.99 dBm	-22.99 dB
3.000 GHz	5.000 GHz	1.000 MHz	4.99475 GHz	-51.71 dBm	-38.71 dB
5.000 GHz	7.000 GHz	1.000 MHz	6.87628 GHz	-49.26 dBm	-36.26 dB

Date: 26.JUN.2020 11:06:24

Highest Channel / 1RB1

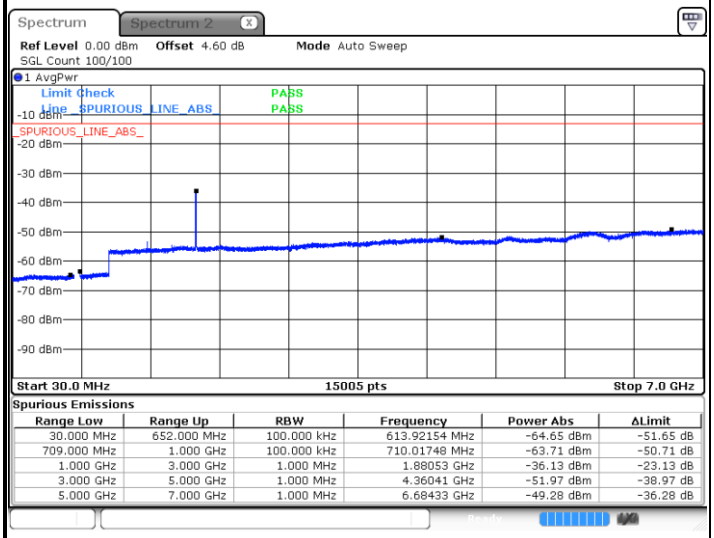

Spurious Emissions

Range Low	Range Up	RBW	Frequency	Power Abs	ΔLimit
30.000 MHz	652.000 MHz	100.000 kHz	613.92154 MHz	-64.65 dBm	-51.65 dB
709.000 MHz	1.000 GHz	100.000 kHz	710.01748 MHz	-63.71 dBm	-50.71 dB
1.000 GHz	3.000 GHz	1.000 MHz	1.88053 GHz	-36.13 dBm	-23.13 dB
3.000 GHz	5.000 GHz	1.000 MHz	4.36041 GHz	-51.97 dBm	-38.97 dB
5.000 GHz	7.000 GHz	1.000 MHz	6.68433 GHz	-49.28 dBm	-36.28 dB

Date: 26.JUN.2020 11:29:17

5G NR n71 / 10MHz / DFT-S OFDM / 256QAM

Lowest Channel / 1RB1

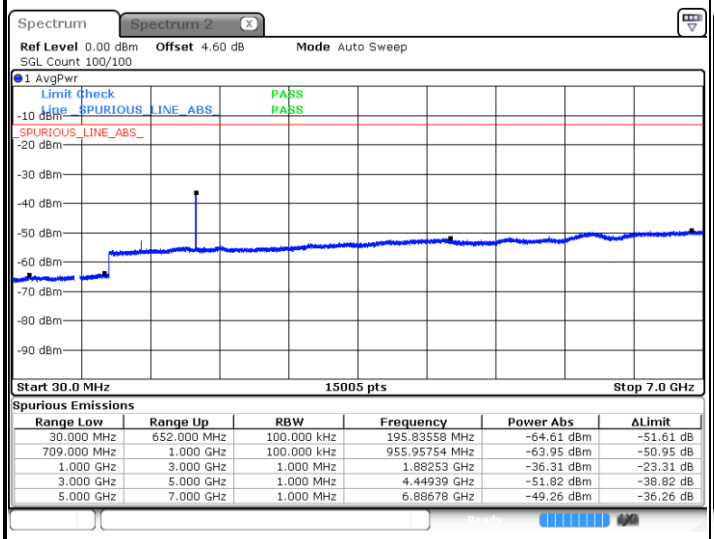

Spurious Emissions

Range Low	Range Up	RBW	Frequency	Power Abs	ΔLimit
30.000 MHz	652.000 MHz	100.000 kHz	195.83558 MHz	-64.61 dBm	-51.61 dB
709.000 MHz	1.000 GHz	100.000 kHz	955.95754 MHz	-63.95 dBm	-50.95 dB
1.000 GHz	3.000 GHz	1.000 MHz	1.88253 GHz	-36.31 dBm	-23.31 dB
3.000 GHz	5.000 GHz	1.000 MHz	4.44939 GHz	-51.82 dBm	-38.82 dB
5.000 GHz	7.000 GHz	1.000 MHz	6.88678 GHz	-49.26 dBm	-36.26 dB

Date: 26.JUN.2020 11:48:50

Middle Channel / 1RB1

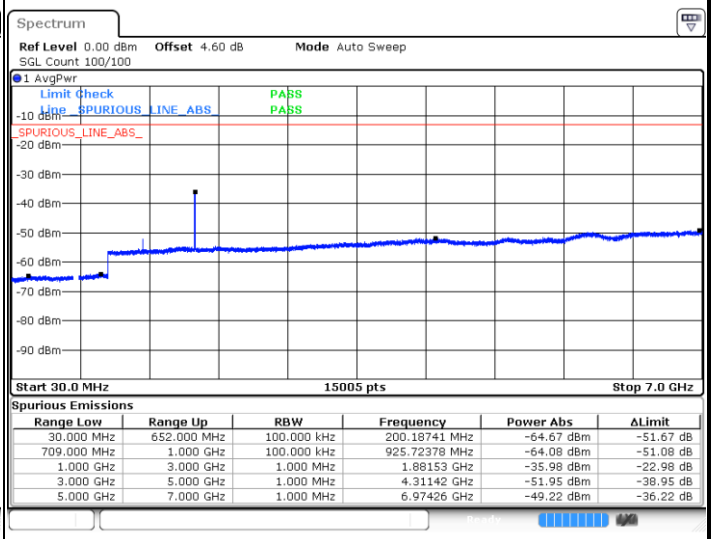

Spurious Emissions

Range Low	Range Up	RBW	Frequency	Power Abs	ΔLimit
30.000 MHz	652.000 MHz	100.000 kHz	200.18741 MHz	-64.67 dBm	-51.67 dB
709.000 MHz	1.000 GHz	100.000 kHz	925.72378 MHz	-64.08 dBm	-51.08 dB
1.000 GHz	3.000 GHz	1.000 MHz	1.88153 GHz	-35.98 dBm	-22.98 dB
3.000 GHz	5.000 GHz	1.000 MHz	4.31142 GHz	-51.95 dBm	-38.95 dB
5.000 GHz	7.000 GHz	1.000 MHz	6.97426 GHz	-49.22 dBm	-36.22 dB

Date: 26.JUN.2020 12:02:36

Highest Channel / 1RB1

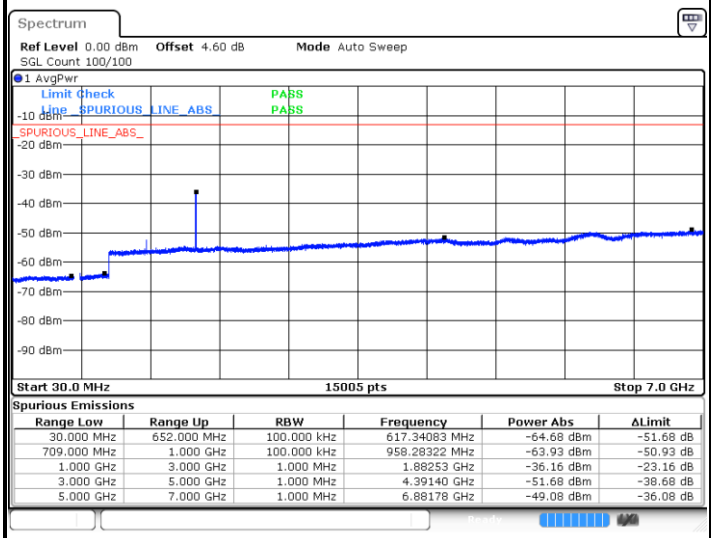

Spurious Emissions

Range Low	Range Up	RBW	Frequency	Power Abs	ΔLimit
30.000 MHz	652.000 MHz	100.000 kHz	617.34083 MHz	-64.68 dBm	-51.68 dB
709.000 MHz	1.000 GHz	100.000 kHz	958.28322 MHz	-63.93 dBm	-50.93 dB
1.000 GHz	3.000 GHz	1.000 MHz	1.88253 GHz	-36.16 dBm	-23.16 dB
3.000 GHz	5.000 GHz	1.000 MHz	4.39140 GHz	-51.68 dBm	-38.68 dB
5.000 GHz	7.000 GHz	1.000 MHz	6.88178 GHz	-49.08 dBm	-36.08 dB

Date: 26.JUN.2020 12:17:09

5G NR n71 / 15MHz / DFT-S OFDM / 256QAM

Lowest Channel / 1RB1

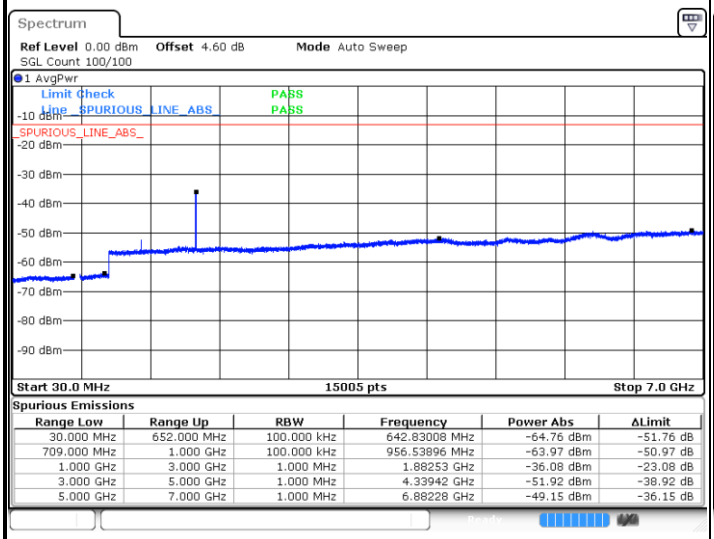

Spurious Emissions

Range Low	Range Up	RBW	Frequency	Power Abs	ΔLimit
30.000 MHz	652.000 MHz	100.000 kHz	642.83008 MHz	-64.76 dBm	-51.76 dB
709.000 MHz	1.000 GHz	100.000 kHz	956.53896 MHz	-63.97 dBm	-50.97 dB
1.000 GHz	3.000 GHz	1.000 MHz	1.88253 GHz	-36.08 dBm	-23.08 dB
3.000 GHz	5.000 GHz	1.000 MHz	4.33942 GHz	-51.92 dBm	-38.92 dB
5.000 GHz	7.000 GHz	1.000 MHz	6.88228 GHz	-49.15 dBm	-36.15 dB

Date: 26.JUN.2020 13:34:59

Middle Channel / 1RB1

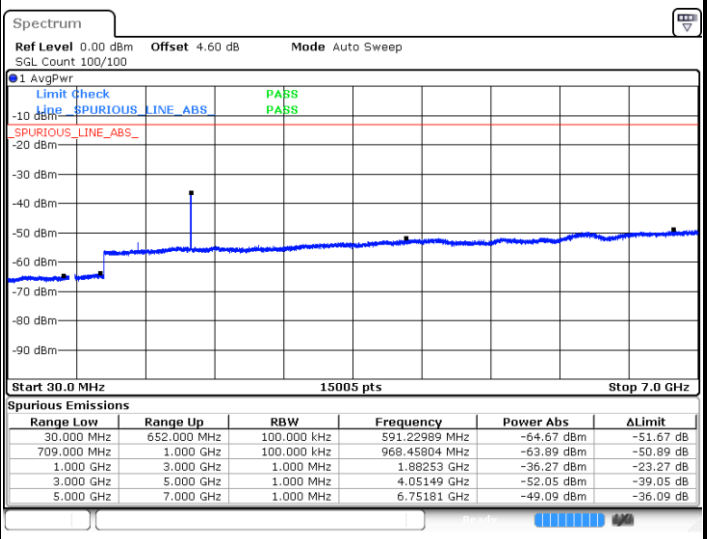

Spurious Emissions

Range Low	Range Up	RBW	Frequency	Power Abs	ΔLimit
30.000 MHz	652.000 MHz	100.000 kHz	591.22989 MHz	-64.67 dBm	-51.67 dB
709.000 MHz	1.000 GHz	100.000 kHz	968.45804 MHz	-63.89 dBm	-50.89 dB
1.000 GHz	3.000 GHz	1.000 MHz	1.88253 GHz	-36.27 dBm	-23.27 dB
3.000 GHz	5.000 GHz	1.000 MHz	4.05149 GHz	-52.05 dBm	-39.05 dB
5.000 GHz	7.000 GHz	1.000 MHz	6.75181 GHz	-49.09 dBm	-36.09 dB

Date: 26.JUN.2020 13:42:19

Highest Channel / 1RB1

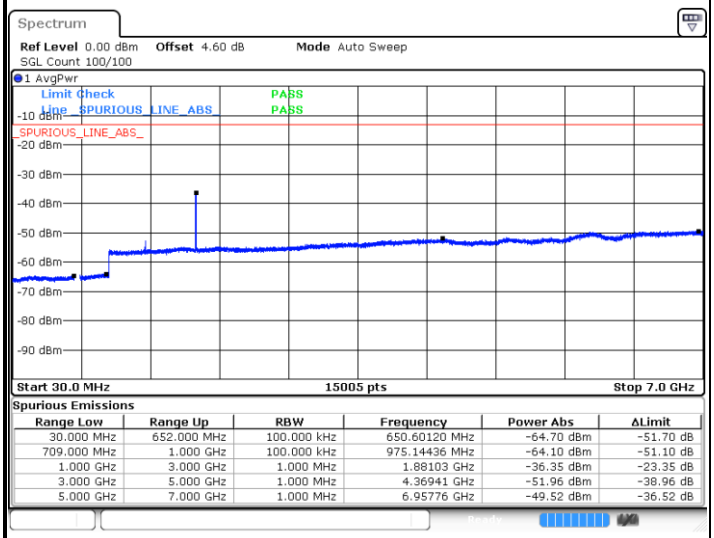

Spurious Emissions

Range Low	Range Up	RBW	Frequency	Power Abs	ΔLimit
30.000 MHz	652.000 MHz	100.000 kHz	650.60120 MHz	-64.70 dBm	-51.70 dB
709.000 MHz	1.000 GHz	100.000 kHz	975.14436 MHz	-64.10 dBm	-51.10 dB
1.000 GHz	3.000 GHz	1.000 MHz	1.88103 GHz	-36.35 dBm	-23.35 dB
3.000 GHz	5.000 GHz	1.000 MHz	4.36941 GHz	-51.96 dBm	-38.96 dB
5.000 GHz	7.000 GHz	1.000 MHz	6.95776 GHz	-49.52 dBm	-36.52 dB

Date: 26.JUN.2020 13:55:32

5G NR n71 / 20MHz / DFT-S OFDM / 256QAM

Lowest Channel / 1RB1

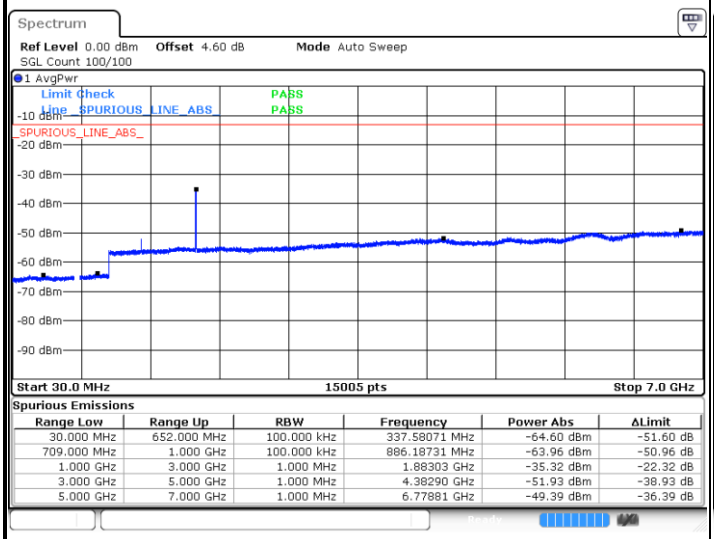

Spurious Emissions

Range Low	Range Up	RBW	Frequency	Power Abs	ΔLimit
30.000 MHz	652.000 MHz	100.000 kHz	337.58071 MHz	-64.60 dBm	-51.60 dB
709.000 MHz	1.000 GHz	100.000 kHz	886.18731 MHz	-63.96 dBm	-50.96 dB
1.000 GHz	3.000 GHz	1.000 MHz	1.88303 GHz	-35.32 dBm	-22.32 dB
3.000 GHz	5.000 GHz	1.000 MHz	4.38290 GHz	-51.93 dBm	-38.93 dB
5.000 GHz	7.000 GHz	1.000 MHz	6.77881 GHz	-49.39 dBm	-36.39 dB

Date: 26.JUN.2020 14:24:17

Middle Channel / 1RB1

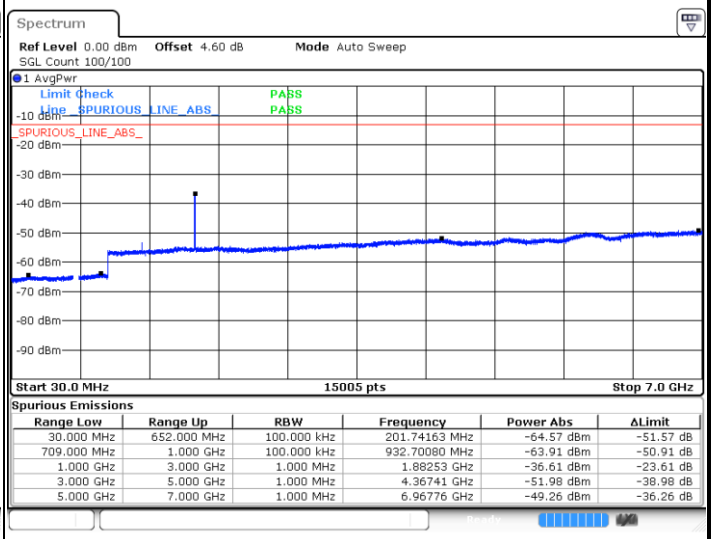

Spurious Emissions

Range Low	Range Up	RBW	Frequency	Power Abs	ΔLimit
30.000 MHz	652.000 MHz	100.000 kHz	201.74163 MHz	-64.57 dBm	-51.57 dB
709.000 MHz	1.000 GHz	100.000 kHz	932.70080 MHz	-63.91 dBm	-50.91 dB
1.000 GHz	3.000 GHz	1.000 MHz	1.88253 GHz	-36.61 dBm	-23.61 dB
3.000 GHz	5.000 GHz	1.000 MHz	4.36741 GHz	-51.98 dBm	-38.98 dB
5.000 GHz	7.000 GHz	1.000 MHz	6.96776 GHz	-49.26 dBm	-36.26 dB

Date: 26.JUN.2020 14:33:16

Highest Channel / 1RB1

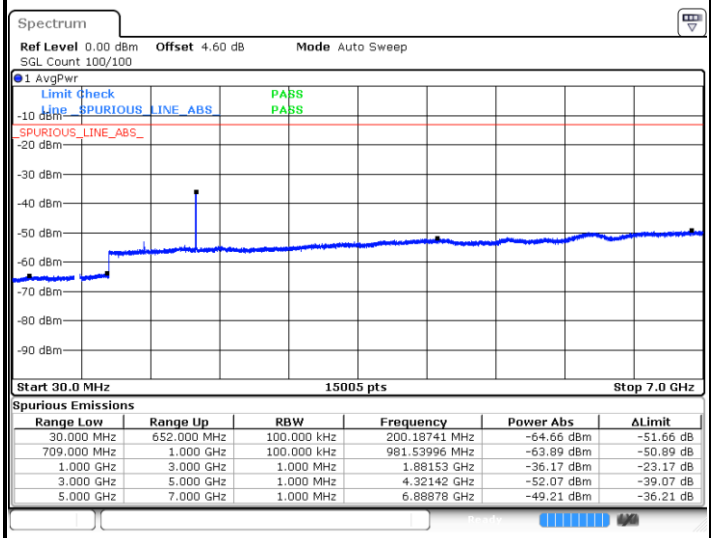

Spurious Emissions

Range Low	Range Up	RBW	Frequency	Power Abs	ΔLimit
30.000 MHz	652.000 MHz	100.000 kHz	200.18741 MHz	-64.66 dBm	-51.66 dB
709.000 MHz	1.000 GHz	100.000 kHz	981.53996 MHz	-63.89 dBm	-50.89 dB
1.000 GHz	3.000 GHz	1.000 MHz	1.88153 GHz	-36.17 dBm	-23.17 dB
3.000 GHz	5.000 GHz	1.000 MHz	4.32142 GHz	-52.07 dBm	-39.07 dB
5.000 GHz	7.000 GHz	1.000 MHz	6.88878 GHz	-49.21 dBm	-36.21 dB

Date: 26.JUN.2020 14:53:20

Frequency Stability

Test Conditions		5G NR n71 (QPSK) / Middle Channel	Limit
Temperature (°C)	Voltage (Volt)	BW 20MHz	Note 2.
		Deviation (ppm)	Result
55	Normal Voltage	0.0041	PASS
40	Normal Voltage	0.0017	
30	Normal Voltage	0.0018	
20(Ref.)	Normal Voltage	0.0003	
10	Normal Voltage	0.0015	
0	Normal Voltage	0.0021	
-10	Normal Voltage	0.0005	
-20	Normal Voltage	0.0017	
-30	Normal Voltage	0.0005	
20	Maximum Voltage	0.0033	
20	Normal Voltage	0.0013	
20	Battery End Point	0.0021	

Note:

1. Normal Voltage =3.8 V. ; Battery End Point (BEP) =3.4 V. ; Maximum Voltage =4.35 V.
2. The frequency fundamental emissions stay within the authorized frequency block.

Appendix B. Test Results of Radiated Test

Radiated Spurious Emission

EN-DC_12A_n2A / LTE 10MHz + NR 20MHz / BPSK for Ant.1								
Channel	Frequency (MHz)	EIRP (dBm)	Limit (dBm)	Over Limit (dB)	S.G. Power (dBm)	TX Cable loss (dB)	TX Antenna Gain (dBi)	Polarization (H/V)
Lowest	3720	-57.79	-13	-44.79	-70.05	2.64	14.90	H
	5580	-53.81	-13	-40.81	-65.67	2.94	14.80	H
	7440	-48.74	-13	-35.74	-58.51	3.39	13.16	H
	3720	-58.12	-13	-45.12	-70.38	2.64	14.90	V
	5580	-54.23	-13	-41.23	-66.09	2.94	14.80	V
	7440	-49.00	-13	-36.00	-58.77	3.39	13.16	V
Middle	3759	-57.99	-13	-44.99	-70.25	2.64	14.90	H
	5640	-54.06	-13	-41.06	-65.92	2.94	14.80	H
	7524	-48.65	-13	-35.65	-58.42	3.39	13.16	H
	3759	-57.83	-13	-44.83	-70.09	2.64	14.90	V
	5640	-53.85	-13	-40.85	-65.71	2.94	14.80	V
	7524	-48.42	-13	-35.42	-58.19	3.39	13.16	V
Highest	3801	-57.45	-13	-44.45	-69.71	2.64	14.90	H
	5700	-53.69	-13	-40.69	-65.55	2.94	14.80	H
	7596	-48.34	-13	-35.34	-58.11	3.39	13.16	H
	3801	-57.26	-13	-44.26	-69.52	2.64	14.90	V
	5700	-54.18	-13	-41.18	-66.04	2.94	14.80	V
	7596	-47.94	-13	-34.94	-57.71	3.39	13.16	V

Remark: Spurious emissions within 30-1000MHz were found more than 20dB below limit line.

EN-DC_5A_n2A / LTE 10MHz + NR 20MHz / BPSK for Ant.1								
Channel	Frequency (MHz)	EIRP (dBm)	Limit (dBm)	Over Limit (dB)	S.G. Power (dBm)	TX Cable loss (dB)	TX Antenna Gain (dBi)	Polarization (H/V)
Highest	3783	-57.97	-13	-44.97	-70.23	2.64	14.90	H
	5673	-54.28	-13	-41.28	-66.14	2.94	14.80	H
	7560	-48.26	-13	-35.26	-58.03	3.39	13.16	H
	3783	-57.67	-13	-44.67	-69.93	2.64	14.90	V
	5673	-54.40	-13	-41.40	-66.26	2.94	14.80	V
	7560	-48.31	-13	-35.31	-58.08	3.39	13.16	V

Remark: Spurious emissions within 30-1000MHz were found more than 20dB below limit line.

EN-DC_30A_n2A / LTE 10MHz + NR 20MHz / BPSK for Ant.1								
Channel	Frequency (MHz)	EIRP (dBm)	Limit (dBm)	Over Limit (dB)	S.G. Power (dBm)	TX Cable loss (dB)	TX Antenna Gain (dBi)	Polarization (H/V)
Highest	3783	-68.06	-13	-55.06	-80.32	2.64	14.90	H
	5673	-59.47	-13	-46.47	-71.33	2.94	14.80	H
	7560	-60.48	-13	-47.48	-70.25	3.39	13.16	H
	3783	-68.06	-13	-55.06	-80.32	2.64	14.90	V
	5673	-64.01	-13	-51.01	-75.87	2.94	14.80	V
	7560	-60.06	-13	-47.06	-69.83	3.39	13.16	V

Remark: Spurious emissions within 30-1000MHz were found more than 20dB below limit line.

EN-DC_66A_n2A / LTE 10MHz + NR 20MHz / BPSK for Ant.1								
Channel	Frequency (MHz)	EIRP (dBm)	Limit (dBm)	Over Limit (dB)	S.G. Power (dBm)	TX Cable loss (dB)	TX Antenna Gain (dBi)	Polarization (H/V)
Highest	3783	-57.99	-13	-44.99	-70.25	2.64	14.90	H
	5673	-54.29	-13	-41.29	-66.15	2.94	14.80	H
	7560	-48.65	-13	-35.65	-58.42	3.39	13.16	H
	3783	-57.95	-13	-44.95	-70.21	2.64	14.90	V
	5673	-53.99	-13	-40.99	-65.85	2.94	14.80	V
	7560	-48.46	-13	-35.46	-58.23	3.39	13.16	V

Remark: Spurious emissions within 30-1000MHz were found more than 20dB below limit line.

EN-DC_5A_n2A / LTE 10MHz + NR 20MHz / BPSK for Ant.2								
Channel	Frequency (MHz)	EIRP (dBm)	Limit (dBm)	Over Limit (dB)	S.G. Power (dBm)	TX Cable loss (dB)	TX Antenna Gain (dBi)	Polarization (H/V)
Highest	3783	-57.92	-13	-44.92	-70.18	2.64	14.90	H
	5673	-53.84	-13	-40.84	-65.70	2.94	14.80	H
	7560	-48.45	-13	-35.45	-58.22	3.39	13.16	H
	3783	-57.40	-13	-44.40	-69.66	2.64	14.90	V
	5673	-54.02	-13	-41.02	-65.88	2.94	14.80	V
	7560	-47.89	-13	-34.89	-57.66	3.39	13.16	V

Remark: Spurious emissions within 30-1000MHz were found more than 20dB below limit line.

EN-DC_12A_n2A / LTE 15MHz + NR 20MHz / BPSK for Ant.2								
Channel	Frequency (MHz)	EIRP (dBm)	Limit (dBm)	Over Limit (dB)	S.G. Power (dBm)	TX Cable loss (dB)	TX Antenna Gain (dBi)	Polarization (H/V)
Highest	3801	-57.90	-13	-44.90	-70.16	2.64	14.90	H
	5700	-53.71	-13	-40.71	-65.57	2.94	14.80	H
	7596	-47.86	-13	-34.86	-57.63	3.39	13.16	H
	3801	-57.43	-13	-44.43	-69.69	2.64	14.90	V
	5700	-53.75	-13	-40.75	-65.61	2.94	14.80	V
	7596	-47.94	-13	-34.94	-57.71	3.39	13.16	V

Remark: Spurious emissions within 30-1000MHz were found more than 20dB below limit line.

EN-DC_66A_n5A / LTE 10MHz + NR 20MHz / BPSK for Ant.1								
Channel	Frequency (MHz)	EIRP (dBm)	Limit (dBm)	Over Limit (dB)	S.G. Power (dBm)	TX Cable loss (dB)	TX Antenna Gain (dBi)	Polarization (H/V)
Lowest	1668	-67.10	-13	-54.10	-74.07	1.58	10.70	H
	2502	-64.68	-13	-51.68	-72.93	2.102	12.50	H
	3336	-60.44	-13	-47.44	-69.33	2.856	13.90	H
	1668	-66.70	-13	-53.70	-73.67	1.58	10.70	V
	2502	-63.67	-13	-50.67	-71.92	2.10	12.50	V
	3336	-60.73	-13	-47.73	-69.62	2.86	13.90	V
Middle	1675	-63.19	-13	-50.19	-70.16	1.58	10.70	H
	2505	-57.46	-13	-44.46	-65.71	2.102	12.50	H
	3345	-59.96	-13	-46.96	-68.85	2.856	13.90	H
	1672.8	-64.43	-13	-51.43	-71.40	1.58	10.70	V
	2505	-60.59	-13	-47.59	-68.84	2.10	12.50	V
	3345	-59.98	-13	-46.98	-68.87	2.86	13.90	V
Highest	1678	-67.36	-13	-54.36	-74.33	1.58	10.70	H
	2516	-64.83	-13	-51.83	-73.08	2.102	12.50	H
	3345	-63.04	-13	-50.04	-71.93	2.856	13.90	H
	1678	-66.96	-13	-53.96	-73.93	1.58	10.70	V
	2516	-63.63	-13	-50.63	-71.88	2.10	12.50	V
	3345	-62.90	-13	-49.90	-71.79	2.86	13.90	V

Remark: Spurious emissions within 30-1000MHz were found more than 20dB below limit line.

EN-DC_2A_n5A / LTE 10MHz + NR 20MHz / BPSK for Ant.1								
Channel	Frequency (MHz)	EIRP (dBm)	Limit (dBm)	Over Limit (dB)	S.G. Power (dBm)	TX Cable loss (dB)	TX Antenna Gain (dBi)	Polarization (H/V)
Lowest	1668	-66.94	-13	-53.94	-73.91	1.58	10.70	H
	2504	-64.55	-13	-51.55	-72.80	2.102	12.50	H
	3336	-60.47	-13	-47.47	-69.36	2.856	13.90	H
	1668	-66.38	-13	-53.38	-73.35	1.58	10.70	V
	2502	-63.93	-13	-50.93	-72.18	2.10	12.50	V
	3336	-60.27	-13	-47.27	-69.16	2.86	13.90	V

Remark: Spurious emissions within 30-1000MHz were found more than 20dB below limit line.

EN-DC_30A_n5A / LTE 10MHz + NR 20MHz / BPSK for Ant.1								
Channel	Frequency (MHz)	EIRP (dBm)	Limit (dBm)	Over Limit (dB)	S.G. Power (dBm)	TX Cable loss (dB)	TX Antenna Gain (dBi)	Polarization (H/V)
Lowest	1668	-65.05	-13	-52.05	-72.02	1.58	10.70	H
	2502	-62.49	-13	-49.49	-70.74	2.102	12.50	H
	3336	-68.99	-13	-55.99	-77.88	2.856	13.90	H
	1668	-64.50	-13	-51.50	-71.47	1.58	10.70	V
	2502	-62.03	-13	-49.03	-70.28	2.10	12.50	V
	3336	-69.11	-13	-56.11	-78.00	2.86	13.90	V

Remark: Spurious emissions within 30-1000MHz were found more than 20dB below limit line.

EN-DC_66A_n5A / LTE 10MHz + NR 20MHz / BPSK for Ant.1								
Channel	Frequency (MHz)	EIRP (dBm)	Limit (dBm)	Over Limit (dB)	S.G. Power (dBm)	TX Cable loss (dB)	TX Antenna Gain (dBi)	Polarization (H/V)
Lowest	1668	-64.66	-13	-51.66	-71.63	1.58	10.70	H
	2474	-54.82	-13	-41.82	-63.07	2.102	12.50	H
	2502	-62.54	-13	-49.54	-71.43	2.856	13.90	H
	3336	-61.00	-13	-48.00	-69.46	2.689	13.30	H
	1668	-64.73	-13	-51.73	-71.70	1.58	10.70	V
	2474	-53.46	-13	-40.46	-61.71	2.10	12.50	V
	2502	-62.66	-13	-49.66	-71.55	2.86	13.90	V
	3336	-61.04	-13	-48.04	-69.33	2.86	13.30	V

Remark: Spurious emissions within 30-1000MHz were found more than 20dB below limit line.

EN-DC_2A_n5A / LTE 10MHz + NR 20MHz / BPSK for Ant.2								
Channel	Frequency (MHz)	EIRP (dBm)	Limit (dBm)	Over Limit (dB)	S.G. Power (dBm)	TX Cable loss (dB)	TX Antenna Gain (dBi)	Polarization (H/V)
Lowest	1669	-65.20	-13	-52.20	-72.17	1.58	10.70	H
	2473	-54.08	-13	-41.08	-62.33	2.102	12.50	H
	2503	-62.80	-13	-49.80	-71.69	2.856	13.90	H
	3336	-61.09	-13	-48.09	-69.55	2.689	13.30	H
	1669	-64.51	-13	-51.51	-71.48	1.58	10.70	V
	2473	-50.16	-13	-37.16	-58.41	2.10	12.50	V
	2503	-62.31	-13	-49.31	-71.20	2.86	13.90	V
	3336	-61.04	-13	-48.04	-69.50	2.69	13.30	V

Remark: Spurious emissions within 30-1000MHz were found more than 20dB below limit line.

EN-DC_30A_n5A / LTE 10MHz + NR 20MHz / BPSK for Ant.2								
Channel	Frequency (MHz)	EIRP (dBm)	Limit (dBm)	Over Limit (dB)	S.G. Power (dBm)	TX Cable loss (dB)	TX Antenna Gain (dBi)	Polarization (H/V)
Lowest	1669	-65.31	-13	-52.31	-72.28	1.58	10.70	H
	2473	-55.19	-13	-42.19	-63.44	2.102	12.50	H
	2503	-62.95	-13	-49.95	-71.84	2.856	13.90	H
	3336	-68.90	-13	-55.90	-77.36	2.689	13.30	H
	1669	-64.89	-13	-51.89	-71.86	1.58	10.70	V
	2473	-48.31	-13	-35.31	-56.56	2.10	12.50	V
	2503	-62.46	-13	-49.46	-71.35	2.86	13.90	V
	3336	-69.36	-13	-56.36	-77.82	2.69	13.30	V

Remark: Spurious emissions within 30-1000MHz were found more than 20dB below limit line.

EN-DC_66A_n25A / LTE 10MHz + NR 20MHz / BPSK for Ant.1								
Channel	Frequency (MHz)	EIRP (dBm)	Limit (dBm)	Over Limit (dB)	S.G. Power (dBm)	TX Cable loss (dB)	TX Antenna Gain (dBi)	Polarization (H/V)
Lowest	3720	-58.08	-13	-45.08	-70.34	2.64	14.90	H
	5580	-54.14	-13	-41.14	-66.00	2.94	14.80	H
	7440	-49.08	-13	-36.08	-58.85	3.39	13.16	H
	3720	-57.90	-13	-44.90	-70.16	2.64	14.90	V
	5580	-54.20	-13	-41.20	-66.06	2.94	14.80	V
	7440	-48.75	-13	-35.75	-58.52	3.39	13.16	V
Middle	3765	-56.98	-13	-43.98	-69.24	2.64	14.90	H
	5646	-53.64	-13	-40.64	-65.50	2.94	14.80	H
	7536	-48.50	-13	-35.50	-58.27	3.39	13.16	H
	3765	-57.31	-13	-44.31	-69.57	2.64	14.90	V
	5646	-53.63	-13	-40.63	-65.49	2.94	14.80	V
	7536	-48.38	-13	-35.38	-58.15	3.39	13.16	V
Highest	3810	-57.71	-13	-44.71	-69.97	2.64	14.90	H
	5715	-53.78	-13	-40.78	-65.64	2.94	14.80	H
	7620	-48.11	-13	-35.11	-57.88	3.39	13.16	H
	3810	-57.47	-13	-44.47	-69.73	2.64	14.90	V
	5715	-54.21	-13	-41.21	-66.07	2.94	14.80	V
	7620	-47.75	-13	-34.75	-57.52	3.39	13.16	V

Remark: Spurious emissions within 30-1000MHz were found more than 20dB below limit line.

EN-DC_12A_n25A / LTE 10MHz + NR 20MHz / BPSK for Ant.1								
Channel	Frequency (MHz)	EIRP (dBm)	Limit (dBm)	Over Limit (dB)	S.G. Power (dBm)	TX Cable loss (dB)	TX Antenna Gain (dBi)	Polarization (H/V)
Highest	3792	-57.69	-13	-44.69	-69.95	2.64	14.90	H
	5688	-53.49	-13	-40.49	-65.35	2.94	14.80	H
	7584	-47.50	-13	-34.50	-57.27	3.39	13.16	H
	3792	-57.40	-13	-44.40	-69.66	2.64	14.90	V
	5688	-53.40	-13	-40.40	-65.26	2.94	14.80	V
	7584	-47.17	-13	-34.17	-56.94	3.39	13.16	V

Remark: Spurious emissions within 30-1000MHz were found more than 20dB below limit line.

EN-DC_25A_n41A / LTE 10MHz + NR 80MHz / BPSK for Ant.1								
Channel	Frequency (MHz)	EIRP (dBm)	Limit (dBm)	Over Limit (dB)	S.G. Power (dBm)	TX Cable loss (dB)	TX Antenna Gain (dBi)	Polarization (H/V)
Lowest	5070	-65.18	-25	-40.18	-75.39	3.03	13.24	H
	7608	-60.40	-25	-35.40	-69.85	3.56	13.01	H
	10143	-57.72	-25	-32.72	-67.24	3.92	13.44	H
	5070	-65.02	-25	-40.02	-75.23	3.03	13.24	V
	7608	-60.37	-25	-35.37	-69.82	3.56	13.01	V
	10143	-57.68	-25	-32.68	-67.20	3.92	13.44	V
Middle	5184	-65.28	-25	-40.28	-75.49	3.03	13.24	H
	7776	-60.13	-25	-35.13	-69.58	3.56	13.01	H
	10368	-57.05	-25	-32.05	-66.57	3.92	13.44	H
	5184	-64.90	-25	-39.90	-75.11	3.03	13.24	V
	7776	-60.23	-25	-35.23	-69.68	3.56	13.01	V
	10368	-57.34	-25	-32.34	-66.86	3.92	13.44	V
Highest	5298	-65.51	-25	-40.51	-75.72	3.03	13.24	H
	7950	-60.19	-25	-35.19	-69.64	3.56	13.01	H
	10602	-56.25	-25	-31.25	-65.77	3.92	13.44	H
	5298	-65.19	-25	-40.19	-75.40	3.03	13.24	V
	7950	-59.61	-25	-34.61	-69.06	3.56	13.01	V
	10602	-56.42	-25	-31.42	-65.94	3.92	13.44	V

Remark: Spurious emissions within 30-1000MHz were found more than 20dB below limit line.

EN-DC_2A_n41A / LTE 10MHz + NR 100MHz / BPSK for Ant.1								
Channel	Frequency (MHz)	EIRP (dBm)	Limit (dBm)	Over Limit (dB)	S.G. Power (dBm)	TX Cable loss (dB)	TX Antenna Gain (dBi)	Polarization (H/V)
Highest	5190	-65.57	-25	-40.57	-75.78	3.03	13.24	H
	7788	-61.25	-25	-36.25	-70.70	3.56	13.01	H
	10377	-57.91	-25	-32.91	-67.43	3.92	13.44	H
	5190	-65.45	-25	-40.45	-75.66	3.03	13.24	V
	7788	-60.69	-25	-35.69	-70.14	3.56	13.01	V
	10377	-57.70	-25	-32.70	-67.22	3.92	13.44	V

Remark: Spurious emissions within 30-1000MHz were found more than 20dB below limit line.

EN-DC_66A_n41A / LTE 10MHz + NR 80MHz / BPSK for Ant.1								
Channel	Frequency (MHz)	EIRP (dBm)	Limit (dBm)	Over Limit (dB)	S.G. Power (dBm)	TX Cable loss (dB)	TX Antenna Gain (dBi)	Polarization (H/V)
Highest	5298	-65.29	-25	-40.29	-75.50	3.03	13.24	H
	7950	-60.02	-25	-35.02	-69.47	3.56	13.01	H
	10602	-56.41	-25	-31.41	-65.93	3.92	13.44	H
	5298	-66.34	-25	-41.34	-76.55	3.03	13.24	V
	7950	-59.73	-25	-34.73	-69.18	3.56	13.01	V
	10602	-56.24	-25	-31.24	-65.76	3.92	13.44	V

Remark: Spurious emissions within 30-1000MHz were found more than 20dB below limit line.

EN-DC_41A_n41A / LTE 10MHz + NR 80MHz / BPSK for Ant.1								
Channel	Frequency (MHz)	EIRP (dBm)	Limit (dBm)	Over Limit (dB)	S.G. Power (dBm)	TX Cable loss (dB)	TX Antenna Gain (dBi)	Polarization (H/V)
LTE B41 Highest + NR n41 Lowest	5070	-65.67	-25	-40.67	-75.88	3.03	13.24	H
	7608	-60.61	-25	-35.61	-70.06	3.56	13.01	H
	10143	-57.87	-25	-32.87	-67.39	3.92	13.44	H
	5070	-65.89	-25	-40.89	-76.10	3.03	13.24	V
	7608	-60.83	-25	-35.83	-70.28	3.56	13.01	V
	10143	-57.52	-25	-32.52	-67.04	3.92	13.44	V
LTE B41 Lowest + NR n41 Highest	5298	-65.51	-25	-40.51	-75.72	3.03	13.24	H
	7950	-60.10	-25	-35.10	-69.55	3.56	13.01	H
	10602	-56.52	-25	-31.52	-66.04	3.92	13.44	H
	5298	-65.78	-25	-40.78	-75.99	3.03	13.24	V
	7950	-59.80	-25	-34.80	-69.25	3.56	13.01	V
	10602	-55.95	-25	-30.95	-65.47	3.92	13.44	V

Remark: Spurious emissions within 30-1000MHz were found more than 20dB below limit line.

EN-DC_(n)41AA / LTE 20MHz + NR 80MHz / BPSK for Ant.1								
Channel	Frequency (MHz)	EIRP (dBm)	Limit (dBm)	Over Limit (dB)	S.G. Power (dBm)	TX Cable loss (dB)	TX Antenna Gain (dBi)	Polarization (H/V)
LTE B41 Middle + NR n41 Highest	5298	-65.20	-25	-40.20	-75.41	3.03	13.24	H
	7950	-59.80	-25	-34.80	-69.25	3.56	13.01	H
	10602	-56.05	-25	-31.05	-65.57	3.92	13.44	H
	5298	-65.28	-25	-40.28	-75.49	3.03	13.24	V
	7950	-59.72	-25	-34.72	-69.17	3.56	13.01	V
	10602	-55.63	-25	-30.63	-65.15	3.92	13.44	V

Remark: Spurious emissions within 30-1000MHz were found more than 20dB below limit line.

EN-DC_5A_n66A / LTE 10MHz + NR 20MHz / BPSK for Ant.1								
Channel	Frequency (MHz)	EIRP (dBm)	Limit (dBm)	Over Limit (dB)	S.G. Power (dBm)	TX Cable loss (dB)	TX Antenna Gain (dBi)	Polarization (H/V)
Lowest	3423	-60.87	-13	-47.87	-71.61	2.604	13.34	H
	5133	-54.25	-13	-41.25	-64.76	3.011	13.52	H
	6840	-50.56	-13	-37.56	-60.76	3.271	13.47	H
	3423	-61.27	-13	-48.27	-72.01	2.604	13.34	V
	5133	-54.54	-13	-41.54	-65.05	3.011	13.52	V
	6840	-50.24	-13	-37.24	-60.44	3.271	13.47	V
Middle	3471	-60.68	-13	-47.68	-71.42	2.604	13.34	H
	5208	-54.62	-13	-41.62	-65.13	3.011	13.52	H
	6948	-50.60	-13	-37.60	-60.80	3.271	13.47	H
	3471	-60.60	-13	-47.60	-71.34	2.604	13.34	V
	5208	-54.42	-13	-41.42	-64.93	3.011	13.52	V
	6948	-50.15	-13	-37.15	-60.35	3.271	13.47	V
Highest	3522	-60.66	-13	-47.66	-71.40	2.604	13.34	H
	5283	-55.25	-13	-42.25	-65.76	3.011	13.52	H
	7044	-49.80	-13	-36.80	-60.00	3.271	13.47	H
	3522	-60.74	-13	-47.74	-71.48	2.604	13.34	V
	5283	-55.11	-13	-42.11	-65.62	3.011	13.52	V
	7044	-49.91	-13	-36.91	-60.11	3.271	13.47	V

Remark: Spurious emissions within 30-1000MHz were found more than 20dB below limit line.

EN-DC_2A_n66A / LTE 10MHz + NR 20MHz / BPSK for Ant.1								
Channel	Frequency (MHz)	EIRP (dBm)	Limit (dBm)	Over Limit (dB)	S.G. Power (dBm)	TX Cable loss (dB)	TX Antenna Gain (dBi)	Polarization (H/V)
NR n66 Highest	3522	-60.63	-13	-47.63	-71.37	2.604	13.34	H
	5283	-55.18	-13	-42.18	-65.69	3.011	13.52	H
	7044	-49.78	-13	-36.78	-59.98	3.271	13.47	H
	3522	-60.97	-13	-47.97	-71.71	2.604	13.34	V
	5283	-55.64	-13	-42.64	-66.15	3.011	13.52	V
	7044	-49.58	-13	-36.58	-59.78	3.271	13.47	V

Remark: Spurious emissions within 30-1000MHz were found more than 20dB below limit line

EN-DC_12A_n66A / LTE 10MHz + NR 20MHz / BPSK for Ant.1								
Channel	Frequency (MHz)	EIRP (dBm)	Limit (dBm)	Over Limit (dB)	S.G. Power (dBm)	TX Cable loss (dB)	TX Antenna Gain (dBi)	Polarization (H/V)
NR n66 Highest	3522	-60.75	-13	-47.75	-71.49	2.604	13.34	H
	5283	-55.33	-13	-42.33	-65.84	3.011	13.52	H
	7044	-49.55	-13	-36.55	-59.75	3.271	13.47	H
	3522	-60.60	-13	-47.60	-71.34	2.604	13.34	V
	5283	-55.58	-13	-42.58	-66.09	3.011	13.52	V
	7044	-50.04	-13	-37.04	-60.24	3.271	13.47	V

Remark: Spurious emissions within 30-1000MHz were found more than 20dB below limit line

EN-DC_30A_n66A / LTE 10MHz + NR 20MHz / BPSK for Ant.1								
Channel	Frequency (MHz)	EIRP (dBm)	Limit (dBm)	Over Limit (dB)	S.G. Power (dBm)	TX Cable loss (dB)	TX Antenna Gain (dBi)	Polarization (H/V)
NR n66 Highest	3522	-65.49	-13	-52.49	-76.23	2.604	13.34	H
	5283	-53.61	-13	-40.61	-64.12	3.011	13.52	H
	7044	-61.46	-13	-48.46	-71.66	3.271	13.47	H
	3522	-65.50	-13	-52.50	-76.24	2.604	13.34	V
	5283	-56.90	-13	-43.90	-67.41	3.011	13.52	V
	7044	-61.22	-13	-48.22	-71.42	3.271	13.47	V

Remark: Spurious emissions within 30-1000MHz were found more than 20dB below limit line

EN-DC_5A_n66A / LTE 10MHz + NR 20MHz / BPSK for Ant.2								
Channel	Frequency (MHz)	EIRP (dBm)	Limit (dBm)	Over Limit (dB)	S.G. Power (dBm)	TX Cable loss (dB)	TX Antenna Gain (dBi)	Polarization (H/V)
NR n66 Highest	3522	-60.20	-13	-47.20	-70.94	2.604	13.34	H
	5283	-55.47	-13	-42.47	-65.98	3.011	13.52	H
	7044	-50.14	-13	-37.14	-60.34	3.271	13.47	H
	3522	-60.92	-13	-47.92	-71.66	2.604	13.34	V
	5283	-54.88	-13	-41.88	-65.39	3.011	13.52	V
	7044	-49.83	-13	-36.83	-60.03	3.271	13.47	V

Remark: Spurious emissions within 30-1000MHz were found more than 20dB below limit line

EN-DC_12A_n66A / LTE 10MHz + NR 20MHz / BPSK for Ant.2								
Channel	Frequency (MHz)	EIRP (dBm)	Limit (dBm)	Over Limit (dB)	S.G. Power (dBm)	TX Cable loss (dB)	TX Antenna Gain (dBi)	Polarization (H/V)
NR n66 Highest	3522	-60.32	-13	-47.32	-71.06	2.604	13.34	H
	5283	-55.53	-13	-42.53	-66.04	3.011	13.52	H
	7044	-50.17	-13	-37.17	-60.37	3.271	13.47	H
	3522	-60.20	-13	-47.20	-70.94	2.604	13.34	V
	5283	-55.35	-13	-42.35	-65.86	3.011	13.52	V
	7044	-50.12	-13	-37.12	-60.32	3.271	13.47	V

Remark: Spurious emissions within 30-1000MHz were found more than 20dB below limit line

EN-DC_2A_n71A / LTE 10MHz + NR 10MHz / BPSK for Ant.1								
Channel	Frequency (MHz)	EIRP (dBm)	Limit (dBm)	Over Limit (dB)	S.G. Power (dBm)	TX Cable loss (dB)	TX Antenna Gain (dBi)	Polarization (H/V)
Lowest	1336	-65.86	-13	-52.86	-67.61	1.02	4.92	H
	2004	-64.31	-13	-51.31	-66.28	1.27	5.39	H
	2672	-62.03	-13	-49.03	-64.96	1.49	6.57	H
	1336	-63.80	-13	-50.80	-65.55	1.02	4.92	V
	2004	-63.72	-13	-50.72	-65.69	1.27	5.39	V
	2672	-61.71	-13	-48.71	-64.64	1.49	6.57	V
Middle	1360	-67.78	-13	-54.78	-69.53	1.02	4.92	H
	2042	-64.20	-13	-51.20	-66.17	1.27	5.39	H
	2722	-63.34	-13	-50.34	-66.27	1.49	6.57	H
	1360	-67.10	-13	-54.10	-68.85	1.02	4.92	V
	2042	-65.16	-13	-52.16	-67.13	1.27	5.39	V
	2722	-63.36	-13	-50.36	-66.29	1.49	6.57	V
Highest	1386	-65.62	-13	-52.62	-67.37	1.02	4.92	H
	2080	-62.54	-13	-49.54	-64.51	1.27	5.39	H
	2772	-61.52	-13	-48.52	-64.45	1.49	6.57	H
	1386	-63.06	-13	-50.06	-64.81	1.02	4.92	V
	2079	-63.35	-13	-50.35	-65.32	1.27	5.39	V
	2772	-61.50	-13	-48.50	-64.43	1.49	6.57	V

Remark: Spurious emissions within 30-1000MHz were found more than 20dB below limit line

EN-DC_66A_n71A / LTE 10MHz + NR 10MHz / BPSK for Ant.1								
Channel	Frequency (MHz)	EIRP (dBm)	Limit (dBm)	Over Limit (dB)	S.G. Power (dBm)	TX Cable loss (dB)	TX Antenna Gain (dBi)	Polarization (H/V)
NR n71 Middle	1360	-65.86	-13	-52.86	-67.61	1.02	4.92	H
	2042	-64.07	-13	-51.07	-66.04	1.27	5.39	H
	2722	-61.68	-13	-48.68	-64.61	1.49	6.57	H
	1360	-65.68	-13	-52.68	-67.43	1.02	4.92	V
	2042	-64.14	-13	-51.14	-66.11	1.27	5.39	V
	2722	-61.85	-13	-48.85	-64.78	1.49	6.57	V

Remark: Spurious emissions within 30-1000MHz were found more than 20dB below limit line