FCC SAR TEST REPORT

Report No:	ZR/2020/50009
Applicant:	Motorola Mobility LLC
Manufacturer:	Motorola Mobility LLC
Product Name:	Mobile Cellular Phone
Type Name:	MC369
Model No.(EUT):	XT2081-1
Trade Mark:	Motorola
FCC ID:	IHDT56ZD1
Standards:	FCC 47CFR §2.1093
Date of Receipt:	2020-06-11
Date of Test:	2020-06-28 to 2020-07-19
Date of Issue:	2020-07-28
Test conclusion:	**PASS ***

* In the configuration tested, the EUT detailed in this report complied with the standards specified above.

Authorized Signature:

Derek Yang

Wireless Laboratory Manager

The manufacturer should ensure that all products in series production are in conformity with the product sample detailed in this report.

If the product in this report is used in any configuration other than that detailed in the report, the manufacturer must ensure the new system complies with all relevant standards. Any mention of SGS International Electrical Approvals or testing done by SGS International Electrical Approvals in connection with, distribution or use of the product described in this report must be approved by SGS International Electrical Approvals in writing.

Unless otherwise agreed in writing, this document is issued by the Company subject to its General Conditions of Service printed overleaf, available on request or accessible at http://www.sgs.com/en/Terms-and-Conditions.aspx and, for electronic format documents, subject to Terms and Conditions for Electronic Documents at http://www.sgs.com/en/Terms-and-Conditions/Terms-e-Document.aspx. Attention is drawn to the limitation of liability, indemnification and jurisdiction issues defined therein. Any holder of this document is advised that information contained hereon reflects the Company's findings at the time of its intervention only and within the limits of Client's instructions, if any. The Company's sole responsibility is to its Client and this document does not exonerate parties to a transaction from exercising all their rights and obligations under the transaction documents. This document cannot be reproduced except in full, without prior written approval of the Company. Any unauthorized alteration, forgery or falsification of the content or appearance of this document is unlawful and offenders may be prosecuted to the fullest extent of the law. Unless otherwise stated the results shown in this test report refer only to the sample(s) tested and such sample(s) are retained for 30 days only.
Attention: To check the authenticity of testing /inspection report & certificate, please contact us at telephone: (86-755) 8307 1443, or email: CN.Doccheck@sgs.com

SGS-CSTC Standards Technical Services Co., Ltd. Shenzhen Branch
No.1 Workshop, M-10, Middle Section, Science & Technology Park, Shenzhen, China 518057 t (86-755) 26012053 f (86-755) 26710594 www.sgsgroup.com.cn
中国·深圳·科技园中区M-10栋一号厂房 邮编: 518057 t (86-755) 26012053 f (86-755) 26710594 sgs.china@sgs.com

REVISION HISTORY

Report Number	Revision	Description	Issue Date
ZR/2020/5000906	01	Original	2020-07-28

Unless otherwise agreed in writing, this document is issued by the Company subject to its General Conditions of Service printed overleaf, available on request or accessible at http://www.sgs.com/en/Terms-and-Conditions.aspx and, for electronic format documents, subject to Terms and Conditions for Electronic Documents at http://www.sgs.com/en/Terms-and-Conditions/Terms-e-Document.aspx. Attention is drawn to the limitation of liability, indemnification and jurisdiction issues defined therein. Any holder of this document is advised that information contained hereon reflects the Company's findings at the time of its intervention only and within the limits of Client's instructions, if any. The Company's sole responsibility is to its Client and this document does not exonerate parties to a transaction from exercising all their rights and obligations under the transaction documents. This document cannot be reproduced except in full, without prior written approval of the Company. Any unauthorized alteration, forgery or falsification of the content or appearance of this document is unlawful and offenders may be prosecuted to the fullest extent of the law. Unless otherwise stated the results shown in this test report refer only to the sample(s) tested and such sample(s) are retained for 30 days only.
Attention: To check the authenticity of testing /inspection report & certificate, please contact us at telephone: (86-755) 8307 1443, or email: CN.Doccheck@sgs.com

SGS-CSTC Standards Technical Services Co.,Ltd. Shenzhen Branch Testing Center EEC Laboratory.
No.1 Workshop, M-10, Middle Section, Science & Technology Park, Shenzhen, China 518057 t (86-755) 26012053 f (86-755) 26710594 www.sgsgroup.com.cn
中国·深圳·科技园中区M-10栋一号厂房 邮编: 518057 t (86-755) 26012053 f (86-755) 26710594 sgs.china@sgs.com

Member of the SGS Group (SGS SA)

TEST SUMMARY

Frequency Band	Max Reported SARg(W/kg)			
	Head	Body worn	Hotspot	Product specific 10g SAR
GSM850	0.26	1.16	1.40	2.29
GSM1900	0.10	**1.44**	1.23	2.14
WCDMA Band II	0.26	1.19	1.21	1.24
WCDMA Band IV	0.21	1.31	1.32	1.69
WCDMA Band V	0.40	1.19	**1.43**	1.54
LTE Band 2	0.22	1.20	1.34	1.18
LTE Band 4	0.17	1.37	1.36	2.42
LTE Band 5	0.33	1.33	1.33	**2.54**
LTE Band 7	0.10	1.34	1.42	1.62
LTE Band 66	0.20	0.95	1.38	1.78
WI-FI (2.4GHz)	**1.14**	0.95	0.95	**/**
BT	0.34	/	/	/
SAR Limited(W/kg)	1.6	1.6	1.6	4.0
Maximum Simultaneous Transmission SAR (W/kg)				
Scenario	**Head**	**Body worn**	**Hotspot**	**Product specific 10g SAR**
Sum SAR	1.54	1.58	1.58	2.54
SPLSR	/	0.03	0.03	/
SPLSR Limited	0.04	0.04	0.04	0.10

Approved & Released by

Simon Ling

SAR Manager

Tested by

Jackson Li

SAR Engineer

Unless otherwise agreed in writing, this document is issued by the Company subject to its General Conditions of Service printed overleaf, available on request or accessible at http://www.sgs.com/en/Terms-and-Conditions.aspx and, for electronic format documents, subject to Terms and Conditions for Electronic Documents at http://www.sgs.com/en/Terms-and-Conditions/Terms-e-Document.aspx. Attention is drawn to the limitation of liability, indemnification and jurisdiction issues defined therein. Any holder of this document is advised that information contained hereon reflects the Company's findings at the time of its intervention only and within the limits of Client's instructions, if any. The Company's sole responsibility is to its Client and this document does not exonerate parties to a transaction from exercising all their rights and obligations under the transaction documents. This document cannot be reproduced except in full, without prior written approval of the Company. Any unauthorized alteration, forgery or falsification of the content or appearance of this document is unlawful and offenders may be prosecuted to the fullest extent of the law. Unless otherwise stated the results shown in this test report refer only to the sample(s) tested and such sample(s) are retained for 30 days only.
Attention: To check the authenticity of testing /inspection report & certificate, please contact us at telephone: (86-755) 8307 1443, or email: CN.Doccheck@sgs.com

SGS-CSTC Standards Technical Services Co., Ltd. Shenzhen Branch
No.1 Workshop, M-10, Middle Section, Science & Technology Park, Shenzhen, China 518057 t (86-755) 26012053 f (86-755) 26710594 www.sgsgroup.com.cn
中国·深圳·科技园中区M-10栋一号厂房 邮编: 518057 t (86-755) 26012053 f (86-755) 26710594 sgs.china@sgs.com

CONTENTS

1 GENERAL INFORMATION 6

1.1 DETAILS OF CLIENT 6
1.2 TEST LOCATION 6
1.3 TEST FACILITY 7
1.4 GENERAL DESCRIPTION OF EUT 8
1.4.1 DUT Antenna Locations(Front View) 10
1.4.2 Power reduction specification 11
1.5 TEST SPECIFICATION 12
1.6 RF EXPOSURE LIMITS 13

2 LABORATORY ENVIRONMENT 14

3 SAR MEASUREMENTS SYSTEM CONFIGURATION 15

3.1 THE SAR MEASUREMENT SYSTEM 15
3.2 ISOTROPIC E-FIELD PROBE EX3DV4 16
3.3 DATA ACQUISITION ELECTRONICS (DAE) 17
3.4 SAM TWIN PHANTOM 17
3.5 ELI PHANTOM 18
3.6 DEVICE HOLDER FOR TRANSMITTERS 19
3.7 MEASUREMENT PROCEDURE 20
3.7.1 Scanning procedure 20
3.7.2 Data Storage 22
3.7.3 Data Evaluation by SEMCAD 22

4 SAR MEASUREMENT VARIABILITY AND UNCERTAINTY 24

4.1 SAR MEASUREMENT VARIABILITY 24
4.2 SAR MEASUREMENT UNCERTAINTY 24

5 DESCRIPTION OF TEST POSITION 25

5.1 HEAD EXPOSURE CONDITION 25
5.1.1 SAM Phantom Shape 25
5.1.2 EUT constructions 26
5.1.3 Definition of the “cheek” position 26
5.1.4 Definition of the “tilted” position 27
5.2 BODY EXPOSURE CONDITION 28
5.2.1 Body-worn accessory exposure conditions 28
5.2.2 Wireless Router exposure conditions 29
5.3 EXTREMITY EXPOSURE CONDITIONS 29

6 SAR SYSTEM VERIFICATION PROCEDURE 35

6.1 TISSUE SIMULATE LIQUID 35
6.1.1 Recipes for Tissue Simulate Liquid 35
6.1.2 Measurement for Tissue Simulate Liquid 36
6.2 SAR SYSTEM CHECK 37
6.2.1 Summary System Check Result(s) 38
6.2.2 Detailed System Check Results 38

Unless otherwise agreed in writing, this document is issued by the Company subject to its General Conditions of Service printed overleaf, available on request or accessible at http://www.sgs.com/en/Terms-and-Conditions.aspx and, for electronic format documents, subject to Terms and Conditions for Electronic Documents at http://www.sgs.com/en/Terms-and-Conditions/Terms-e-Document.aspx. Attention is drawn to the limitation of liability, indemnification and jurisdiction issues defined therein. Any holder of this document is advised that information contained hereon reflects the Company's findings at the time of its intervention only and within the limits of Client's instructions, if any. The Company's sole responsibility is to its Client and this document does not exonerate parties to a transaction from exercising all their rights and obligations under the transaction documents. This document cannot be reproduced except in full, without prior written approval of the Company. Any unauthorized alteration, forgery or falsification of the content or appearance of this document is unlawful and offenders may be prosecuted to the fullest extent of the law. Unless otherwise stated the results shown in this test report refer only to the sample(s) tested and such sample(s) are retained for 30 days only.
Attention: To check the authenticity of testing /inspection report & certificate, please contact us at telephone: (86-755) 8307 1443, or email: CN.Doccheck@sgs.com
SGS-CSTC Standards Technical Services Co.,Ltd. Shenzhen Branch Testing Center EEC Laboratory
No.1 Workshop, M-10, Middle Section, Science & Technology Park, Shenzhen, China 518057 t (86-755) 26012053 f (86-755) 26710594 www.sgsgroup.com.cn
中国·深圳·科技园中区M-10栋一号厂房 邮编: 518057 t (86-755) 26012053 f (86-755) 26710594 sgs.china@sgs.com
Member of the SGS Group (SGS SA)

7 TEST CONFIGURATION 39

7.1 3G SAR TEST REDUCTION PROCEDURE 39
7.2 OPERATION CONFIGURATIONS 39
7.2.1 GSM Test Configuration 39
7.2.2 WCDMA Test Configuration 40
7.2.3 WiFi Test Configuration 44
7.2.4 LTE Test Configuration 48

8 TEST RESULT 49

8.1 MEASUREMENT OF RF CONDUCTED POWER 49
8.1.1 Conducted Power of Main Antenna 49
8.1.2 Conducted Power of WIFI and BT 84
8.2 STAND-ALONE SAR TEST EVALUATION 86
8.3 MEASUREMENT OF SAR DATA 87
8.3.1 SAR Result of GSM850 87
8.3.2 SAR Result of GSM1900 88
8.3.3 SAR Result of WCDMA Band II 90
8.3.4 SAR Result of WCDMA Band IV 92
8.3.5 SAR Result of WCDMA Band V 94
8.3.6 SAR Result of LTE Band 2 96
8.3.7 SAR Result of LTE Band 4 98
8.3.8 SAR Result of LTE Band 5 101
8.3.9 SAR Result of LTE Band 7 103
8.3.10 SAR Result of LTE Band 66 105
8.3.11 SAR Result of WIFI 2.4G 107
8.3.12 SAR Result of BT 108
8.4 MULTIPLE TRANSMITTER EVALUATION 109
8.4.1 Simultaneous SAR SAR test evaluation 109
8.4.2 Simultaneous Transmission SAR Summation Scenario 110
8.4.3 SPLSR Evaluation and Analysis 114

9 EQUIPMENT LIST 125

10 CALIBRATION CERTIFICATE 126

11 PHOTOGRAPHS 126

APPENDIX A: DETAILED SYSTEM CHECK RESULTS 126

APPENDIX B: DETAILED TEST RESULTS 126

APPENDIX C: CALIBRATION CERTIFICATE 126

APPENDIX D: PHOTOGRAPHS 126

Unless otherwise agreed in writing, this document is issued by the Company subject to its General Conditions of Service printed overleaf, available on request or accessible at http://www.sgs.com/en/Terms-and-Conditions.aspx and, for electronic format documents, subject to Terms and Conditions for Electronic Documents at http://www.sgs.com/en/Terms-and-Conditions/Terms-e-Document.aspx. Attention is drawn to the limitation of liability, indemnification and jurisdiction issues defined therein. Any holder of this document is advised that information contained hereon reflects the Company's findings at the time of its intervention only and within the limits of Client's instructions, if any. The Company's sole responsibility is to its Client and this document does not exonerate parties to a transaction from exercising all their rights and obligations under the transaction documents. This document cannot be reproduced except in full, without prior written approval of the Company. Any unauthorized alteration, forgery or falsification of the content or appearance of this document is unlawful and offenders may be prosecuted to the fullest extent of the law. Unless otherwise stated the results shown in this test report refer only to the sample(s) tested and such sample(s) are retained for 30 days only.
Attention: To check the authenticity of testing /inspection report & certificate, please contact us at telephone: (86-755) 8307 1443, or email: CN.Doccheck@sgs.com

SGS-CSTC Standards Technical Services Co., Ltd. Shenzhen Branch
No.1 Workshop, M-10, Middle Section, Science & Technology Park, Shenzhen, China 518057 t (86-755) 26012053 f (86-755) 26710594 www.sgsgroup.com.cn
中国·深圳·科技园中区M-10栋一号厂房 邮编: 518057 t (86-755) 26012053 f (86-755) 26710594 sgs.china@sgs.com

1 General Information

1.1 Details of Client

Applicant:	Motorola Mobility LLC
Address:	222 W Merchandise Mart Plaza, Suite 1800, Chicago IL 60654, USA
Manufacturer:	Motorola Mobility LLC
Address:	222 W Merchandise Mart Plaza, Suite 1800, Chicago IL 60654, USA

1.2 Test Location

Company:	SGS-CSTC Standards Technical Services Co., Ltd. Shenzhen Branch E&E Lab
Address:	No. 1 Workshop, M-10, Middle section, Science & Technology Park, Shenzhen, Guangdong, China
Post code:	518057
Telephone:	+86 (0) 755 2601 2053
Fax:	+86 (0) 755 2671 0594
E-mail:	ee.shenzhen@sgs.com

Unless otherwise agreed in writing, this document is issued by the Company subject to its General Conditions of Service printed overleaf, available on request or accessible at http://www.sgs.com/en/Terms-and-Conditions.aspx and, for electronic format documents, subject to Terms and Conditions for Electronic Documents at http://www.sgs.com/en/Terms-and-Conditions/Terms-e-Document.aspx. Attention is drawn to the limitation of liability, indemnification and jurisdiction issues defined therein. Any holder of this document is advised that information contained hereon reflects the Company's findings at the time of its intervention only and within the limits of Client's instructions, if any. The Company's sole responsibility is to its Client and this document does not exonerate parties to a transaction from exercising all their rights and obligations under the transaction documents. This document cannot be reproduced except in full, without prior written approval of the Company. Any unauthorized alteration, forgery or falsification of the content or appearance of this document is unlawful and offenders may be prosecuted to the fullest extent of the law. Unless otherwise stated the results shown in this test report refer only to the sample(s) tested and such sample(s) are retained for 30 days only.
Attention: To check the authenticity of testing /inspection report & certificate, please contact us at telephone: (86-755) 8307 1443, or email: CN.Doccheck@sgs.com

SGS-CSTC Standards Technical Services Co.,Ltd. Shenzhen Branch Testing Center EEC Laboratory
No.1 Workshop, M-10, Middle Section, Science & Technology Park, Shenzhen, China 518057 t (86-755) 26012053 f (86-755) 26710594 www.sgsgroup.com.cn
中国·深圳·科技园中区M-10栋一号厂房 邮编: 518057 t (86-755) 26012053 f (86-755) 26710594 sgs.china@sgs.com

Member of the SGS Group (SGS SA)

1.3 Test Facility

The test facility is recognized, certified, or accredited by the following organizations:

• CNAS (No. CNAS L2929)

CNAS has accredited SGS-CSTC Standards Technical Services Co., Ltd. Shenzhen Branch EMC Lab to ISO/IEC 17025:2017 General Requirements for the Competence of Testing and Calibration Laboratories (CNAS-CL01 Accreditation Criteria for the Competence of Testing and Calibration Laboratories) for the competence in the field of testing.

• A2LA (Certificate No. 3816.01)

SGS-CSTC Standards Technical Services Co., Ltd., Shenzhen EMC Laboratory is accredited by the American Association for Laboratory Accreditation(A2LA). Certificate No. 3816.01.

• VCCI

The 10m Semi-anechoic chamber and Shielded Room of SGS-CSTC Standards Technical Services Co., Ltd. have been registered in accordance with the Regulations for Voluntary Control Measures with Registration No.: G-823, R-4188, T-1153 and C-2383 respectively.

• FCC –Designation Number: CN1178

SGS-CSTC Standards Technical Services Co., Ltd., Shenzhen EMC Laboratory has been recognized as an accredited testing laboratory.

Designation Number: CN1178. Test Firm Registration Number: 406779.

• Industry Canada (IC)

SGS-CSTC Standards Technical Services Co., Ltd., Shenzhen EMC Laboratory has been recognized by ISED as an accredited testing laboratory.

CAB identifier: CN0006

IC#: 4620C.

SGS-CSTC Standards Technical Services Co.,Ltd.
Shenzhen Branch Testing Center EEC Laboratory.

Unless otherwise agreed in writing, this document is issued by the Company subject to its General Conditions of Service printed overleaf, available on request or accessible at http://www.sgs.com/en/Terms-and-Conditions.aspx and, for electronic format documents, subject to Terms and Conditions for Electronic Documents at http://www.sgs.com/en/Terms-and-Conditions/Terms-e-Document.aspx. Attention is drawn to the limitation of liability, indemnification and jurisdiction issues defined therein. Any holder of this document is advised that information contained hereon reflects the Company's findings at the time of its intervention only and within the limits of Client's instructions, if any. The Company's sole responsibility is to its Client and this document does not exonerate parties to a transaction from exercising all their rights and obligations under the transaction documents. This document cannot be reproduced except in full, without prior written approval of the Company. Any unauthorized alteration, forgery or falsification of the content or appearance of this document is unlawful and offenders may be prosecuted to the fullest extent of the law. Unless otherwise stated the results shown in this test report refer only to the sample(s) tested and such sample(s) are retained for 30 days only.
Attention: To check the authenticity of testing /inspection report & certificate, please contact us at telephone: (86-755) 8307 1443, or email: CN.Doccheck@sgs.com

No.1 Workshop, M-10, Middle Section, Science & Technology Park, Shenzhen, China 518057 t (86-755) 26012053 f (86-755) 26710594 www.sgsgroup.com.cn
中国·深圳·科技园中区M-10栋一号厂房 邮编: 518057 t (86-755) 26012053 f (86-755) 26710594 sgs.china@sgs.com

1.4 General Description of EUT

Product Name:	Mobile Cellular Phone		
Type Name:	MC369		
Model No.(EUT):	XT2081-1		
Trade Mark:	Motorola		
FCC ID:	IHDT56ZD1		
Device Type :	portable device		
Exposure Category:	uncontrolled environment / general population		
Product Phase:	Identical Prototype		
SN:	N0GL250171/N0GLC10154/N0GLC10431/N0GL250402/N0GL250001/N0GL250415		
Hardware Version:	DVT2-2		
Software Version:	QPZ30.30-Q3		
Antenna Type:	Inner Antenna		
Device Operating Configurations :			
Modulation Mode:	**GSM:** GMSK, 8PSK; **WCDMA:** QPSK; **LTE:** QPSK,16QAM,64QAM **WIFI:** DSSS, OFDM; **BT:** GFSK, π/4DQPSK,8DPSK		
Device Class:	B		
GPRS Multi-slots Class:	12	EGPRS Multi-slots Class:	12
HSDPA UE Category:	14	HSUPA UE Category	8
Power Class	4,tested with power level 5(GSM850)		
	1,tested with power level 0(GSM1900)		
	3, tested with power control “all 1”(WCDMA Band II/IV/V)		
	3, tested with power control Max Power(LTE Band 2/4/5/7/66)		
Frequency Bands:	Band	Tx (MHz)	Rx (MHz)
	GSM850	824~849	869~894
	GSM1900	1850~1910	1930~1990
	WCDMA Band II	1850~1910	1930~1990
	WCDMA Band IV	1710~1755	2110~2155
	WCDMA Band V	824~849	869~894
	LTE Band 2	1850 ~1910	1930 ~1990
	LTE Band 4	1710~1755	2110~2155
	LTE Band 5	824~849	869-894
	LTE Band 7	2500~2570	2620~2690
	LTE Band 66	1710~1780	21100~2200
	Bluetooth	2402~2480	2402~2480
	Wi-Fi 2.4G	2412~2462	2412~2462
Battery 1 Information:	Model:	JK50	
	Normal Voltage:	+3.8V	
	Rated capacity:	5000mAh	
	Manufacturer:	ATL	
	Model:	JK50	

Unless otherwise agreed in writing, this document is issued by the Company subject to its General Conditions of Service printed overleaf, available on request or accessible at http://www.sgs.com/en/Terms-and-Conditions.aspx and, for electronic format documents, subject to Terms and Conditions for Electronic Documents at http://www.sgs.com/en/Terms-and-Conditions/Terms-e-Document.aspx. Attention is drawn to the limitation of liability, indemnification and jurisdiction issues defined therein. Any holder of this document is advised that information contained hereon reflects the Company's findings at the time of its intervention only and within the limits of Client's instructions, if any. The Company's sole responsibility is to its Client and this document does not exonerate parties to a transaction from exercising all their rights and obligations under the transaction documents. This document cannot be reproduced except in full, without prior written approval of the Company. Any unauthorized alteration, forgery or falsification of the content or appearance of this document is unlawful and offenders may be prosecuted to the fullest extent of the law. Unless otherwise stated the results shown in this test report refer only to the sample(s) tested and such sample(s) are retained for 30 days only.
Attention: To check the authenticity of testing /inspection report & certificate, please contact us at telephone: (86-755) 8307 1443, or email: CN.Doccheck@sgs.com

SGS-CSTC Standards Technical Services Co.,Ltd.
Shenzhen Branch Testing Center EEC Laboratory.
No.1 Workshop, M-10, Middle Section, Science & Technology Park, Shenzhen, China 518057 t (86-755) 26012053 f (86-755) 26710594 www.sgsgroup.com.cn
中国·深圳·科技园中区M-10栋一号厂房 邮编: 518057 t (86-755) 26012053 f (86-755) 26710594 sgs.china@sgs.com
Member of the SGS Group (SGS SA)

Battery 2 Information:	Normal Voltage:	+3.8V
	Rated capacity:	5000mAh
	Manufacturer:	Sunwoda
Headset 1 Information:	Model:	JWEP1123-T03
	Manufacturer:	Juwei
Headset 2 Information:	Model:	EM10-IN
	Manufacturer:	New Leader

Unless otherwise agreed in writing, this document is issued by the Company subject to its General Conditions of Service printed overleaf, available on request or accessible at http://www.sgs.com/en/Terms-and-Conditions.aspx and, for electronic format documents, subject to Terms and Conditions for Electronic Documents at http://www.sgs.com/en/Terms-and-Conditions/Terms-e-Document.aspx. Attention is drawn to the limitation of liability, indemnification and jurisdiction issues defined therein. Any holder of this document is advised that information contained hereon reflects the Company's findings at the time of its intervention only and within the limits of Client's instructions, if any. The Company's sole responsibility is to its Client and this document does not exonerate parties to a transaction from exercising all their rights and obligations under the transaction documents. This document cannot be reproduced except in full, without prior written approval of the Company. Any unauthorized alteration, forgery or falsification of the content or appearance of this document is unlawful and offenders may be prosecuted to the fullest extent of the law. Unless otherwise stated the results shown in this test report refer only to the sample(s) tested and such sample(s) are retained for 30 days only.
Attention: To check the authenticity of testing /inspection report & certificate, please contact us at telephone: (86-755) 8307 1443, or email: CN.Doccheck@sgs.com

SGS-CSTC Standards Technical Services Co.,Ltd. Shenzhen Branch Testing Center EEC Laboratory
No.1 Workshop, M-10, Middle Section, Science & Technology Park, Shenzhen, China 518057 t (86-755) 26012053 f (86-755) 26710594 www.sgsgroup.com.cn
中国·深圳·科技园中区M-10栋一号厂房 邮编: 518057 t (86-755) 26012053 f (86-755) 26710594 sgs.china@sgs.com

1.4.1 DUT Antenna Locations(Front View)

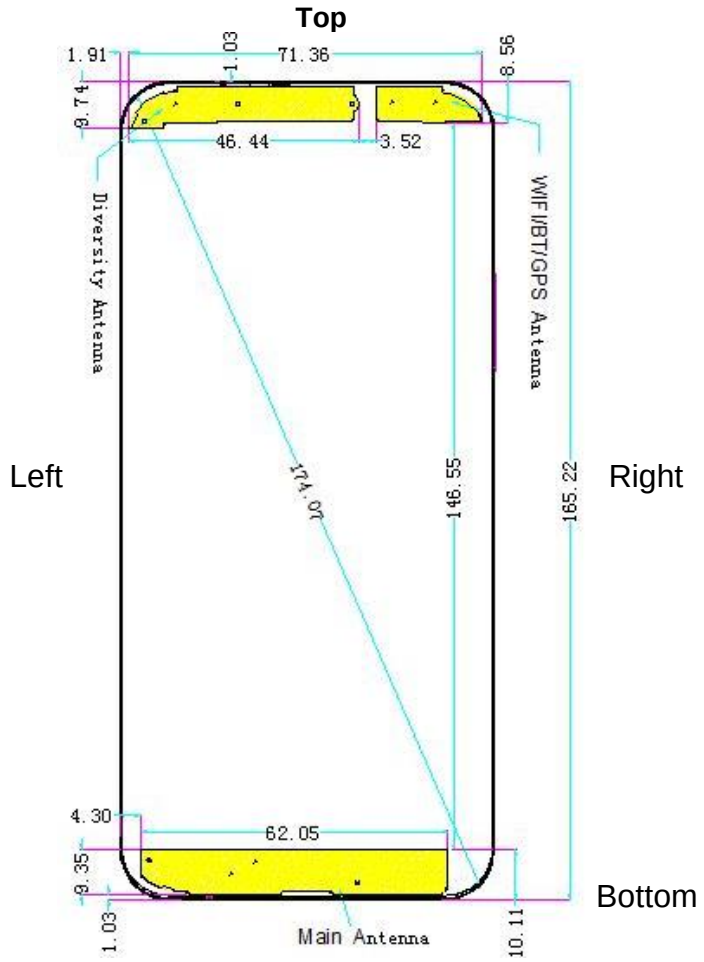

Note:

1) Main Antenna: GSM850/1900, WCDMA Band II/IV/V, LTE Band 2/4/5/7/66, the Div ant only for Rx.
2) The test device is a smart phone. The overall diagonal dimension of this device is 174.07 mm. Per KDB 648474 D04, because the diagonal distance of this device is ≥160mm, so it is a phablet.

According to the distance between LTE/WCDMA/GSM&WIFI&BT antennas and the sides of the EUT we can draw the conclusion that:

EUT Sides for SAR Testing							
Mode	Exposure Condition	Front	Back	Left	Right	Top	Bottom
Main Antenna	Hotspot/Product specific 10g SAR	Yes	Yes	Yes	Yes	No	Yes
WIFI 2.4G/BT	Hotspot/Product specific 10g SAR	Yes	Yes	No	Yes	Yes	No

Table 1： EUT Sides for SAR Testing

Note:

1) When the antenna-to-edge distance is greater than 2.5cm, such position does not need to be tested.

Unless otherwise agreed in writing, this document is issued by the Company subject to its General Conditions of Service printed overleaf, available on request or accessible at http://www.sgs.com/en/Terms-and-Conditions.aspx and, for electronic format documents, subject to Terms and Conditions for Electronic Documents at http://www.sgs.com/en/Terms-and-Conditions/Terms-e-Document.aspx. Attention is drawn to the limitation of liability, indemnification and jurisdiction issues defined therein. Any holder of this document is advised that information contained hereon reflects the Company's findings at the time of its intervention only and within the limits of Client's instructions, if any. The Company's sole responsibility is to its Client and this document does not exonerate parties to a transaction from exercising all their rights and obligations under the transaction documents. This document cannot be reproduced except in full, without prior written approval of the Company. Any unauthorized alteration, forgery or falsification of the content or appearance of this document is unlawful and offenders may be prosecuted to the fullest extent of the law. Unless otherwise stated the results shown in this test report refer only to the sample(s) tested and such sample(s) are retained for 30 days only.
Attention: To check the authenticity of testing /inspection report & certificate, please contact us at telephone: (86-755) 8307 1443, or email: CN.Doccheck@sgs.com
SGS-CSTC Standards Technical Services Co.,Ltd. Shenzhen Branch Testing Center EEC Laboratory
No.1 Workshop, M-10, Middle Section, Science & Technology Park, Shenzhen, China 518057 t (86-755) 26012053 f (86-755) 26710594 www.sgsgroup.com.cn
中国·深圳·科技园中区M-10栋一号厂房 邮编: 518057 t (86-755) 26012053 f (86-755) 26710594 sgs.china@sgs.com
Member of the SGS Group (SGS SA)

1.4.2 Power reduction specification

This device uses a single fixed level of power reduction through static table look-up for SAR compliance and it is triggered by a single event or operation

1) A fixed level power reduction is applied for some frequency bands when handset operate "held to the ear" condition, the power reduction triggered by audio receiver detection. The audio receiver detection is used to determine head or body scenario.

2) A fixed level power reduction is applied for some frequency bands when hotspot mode becomes active. When the hotspot is disabled, the power value will be recovered.

The following tables summarize the key power reduction information. The detailed full power which is the Max. power the state can use and reduced tune-up specifications and conducted power measurement results are provided in Section 8 of this report.

Main Ant Power Level(dBm)							
Power Reduction Scenario	WCDMA Band II	WCDMA Band IV	WCDMA Band V	LTE Band 2	LTE Band 4	LTE Band 7	LTE Band 66
Receiver off	20.5	20.5	23.5	21.0	21.0	20.0	20.5
Receiver on	24.0	24.0	24.0	24.0	24.0	24.0	24.0

Main Ant Power Level(dBm)				
Power Reduction Scenario	GSM1900	WCDMA Band V	LTE Band 2	LTE Band 4
Hotspot off	30.5	23.5	21.0	21.0
Hotspot on	29.5	24.0	20.0	20.5

WiFi Ant Power Level(dBm)			
Power Reduction Scenario	WiFi 2.4G 802.11b	WiFi 2.4G 802.11g	WiFi 2.4G 802.11n 20M
Receiver off	19.5	17.5	16.5
Receiver on	17.0	17.0	16.5

Unless otherwise agreed in writing, this document is issued by the Company subject to its General Conditions of Service printed overleaf, available on request or accessible at http://www.sgs.com/en/Terms-and-Conditions.aspx and, for electronic format documents, subject to Terms and Conditions for Electronic Documents at http://www.sgs.com/en/Terms-and-Conditions/Terms-e-Document.aspx. Attention is drawn to the limitation of liability, indemnification and jurisdiction issues defined therein. Any holder of this document is advised that information contained hereon reflects the Company's findings at the time of its intervention only and within the limits of Client's instructions, if any. The Company's sole responsibility is to its Client and this document does not exonerate parties to a transaction from exercising all their rights and obligations under the transaction documents. This document cannot be reproduced except in full, without prior written approval of the Company. Any unauthorized alteration, forgery or falsification of the content or appearance of this document is unlawful and offenders may be prosecuted to the fullest extent of the law. Unless otherwise stated the results shown in this test report refer only to the sample(s) tested and such sample(s) are retained for 30 days only.
Attention: To check the authenticity of testing /inspection report & certificate, please contact us at telephone: (86-755) 8307 1443, or email: CN.Doccheck@sgs.com
SGS-CSTC Standards Technical Services Co.,Ltd. Shenzhen Branch Testing Center EEC Laboratory
No.1 Workshop, M-10, Middle Section, Science & Technology Park, Shenzhen, China 518057 t (86-755) 26012053 f (86-755) 26710594 www.sgsgroup.com.cn
中国·深圳·科技园中区M-10栋一号厂房 邮编: 518057 t (86-755) 26012053 f (86-755) 26710594 sgs.china@sgs.com
Member of the SGS Group (SGS SA)

1.5 Test Specification

Identity	Document Title
FCC 47CFR §2.1093	Radiofrequency Radiation Exposure Evaluation: Portable Devices
ANSI/IEEE C95.1-1992	IEEE Standard for Safety Levels with Respect to Human Exposure to Radio Frequency Electromagnetic Fields, 3 kHz – 300 GHz.
IEEE 1528-2013	Recommended Practice for Determining the Peak Spatial-Average Specific Absorption Rate (SAR) in the Human Head from Wireless Communications Devices: Measurement Techniques
KDB 941225 D01	3G SAR Measurement Procedures v03r01
KDB 941225 D05	SAR for LTE Devices v02r05
KDB 941225 D06	Hotspot Mode SAR v02r01
KDB 248227 D01	SAR Guidance for IEEE 802 11 Wi-Fi SAR v02r02
KDB 648474 D04	Handset SAR v01r03
KDB 447498 D01	General RF Exposure Guidance v06
KDB 865664 D01	SAR Measurement 100 MHz to 6 GHz v01r04
KDB 865664 D02	RF Exposure Reporting v01r02
KDB 690783 D01	SAR Listings on Grants v01r03

Unless otherwise agreed in writing, this document is issued by the Company subject to its General Conditions of Service printed overleaf, available on request or accessible at http://www.sgs.com/en/Terms-and-Conditions.aspx and, for electronic format documents, subject to Terms and Conditions for Electronic Documents at http://www.sgs.com/en/Terms-and-Conditions/Terms-e-Document.aspx. Attention is drawn to the limitation of liability, indemnification and jurisdiction issues defined therein. Any holder of this document is advised that information contained hereon reflects the Company's findings at the time of its intervention only and within the limits of Client's instructions, if any. The Company's sole responsibility is to its Client and this document does not exonerate parties to a transaction from exercising all their rights and obligations under the transaction documents. This document cannot be reproduced except in full, without prior written approval of the Company. Any unauthorized alteration, forgery or falsification of the content or appearance of this document is unlawful and offenders may be prosecuted to the fullest extent of the law. Unless otherwise stated the results shown in this test report refer only to the sample(s) tested and such sample(s) are retained for 30 days only.
Attention: To check the authenticity of testing /inspection report & certificate, please contact us at telephone: (86-755) 8307 1443, or email: CN.Doccheck@sgs.com
SGS-CSTC Standards Technical Services Co.,Ltd. Shenzhen Branch Testing Center EEC Laboratory
No.1 Workshop, M-10, Middle Section, Science & Technology Park, Shenzhen, China 518057 t (86-755) 26012053 f (86-755) 26710594 www.sgsgroup.com.cn
中国·深圳·科技园中区M-10栋一号厂房 邮编: 518057 t (86-755) 26012053 f (86-755) 26710594 sgs.china@sgs.com
Member of the SGS Group (SGS SA)

1.6 RF exposure limits

Human Exposure	Uncontrolled Environment General Population	Controlled Environment Occupational
Spatial Peak SAR* (Brain*Trunk)	**1.60 mW/g**	8.00 mW/g
Spatial Average SAR** (Whole Body)	0.08 mW/g	0.40 mW/g
Spatial Peak SAR*** (Hands/Feet/Ankle/Wrist)	**4.00 mW/g**	20.00 mW/g

Notes:

* The Spatial Peak value of the SAR averaged over any 1 gram of tissue (defined as a tissue volume in the shape of a cube) and over the appropriate averaging time

** The Spatial Average value of the SAR averaged over the whole body.

*** The Spatial Peak value of the SAR averaged over any 10 grams of tissue (defined as a tissue volume in the shape of a cube) and over the appropriate averaging time.

Uncontrolled Environments are defined as locations where there is the exposure of individuals who have no knowledge or control of their exposure.

Controlled Environments are defined as locations where there is exposure that may be incurred by persons who are aware of the potential for exposure, (i.e. as a result of employment or occupation.)

Unless otherwise agreed in writing, this document is issued by the Company subject to its General Conditions of Service printed overleaf, available on request or accessible at http://www.sgs.com/en/Terms-and-Conditions.aspx and, for electronic format documents, subject to Terms and Conditions for Electronic Documents at http://www.sgs.com/en/Terms-and-Conditions/Terms-e-Document.aspx. Attention is drawn to the limitation of liability, indemnification and jurisdiction issues defined therein. Any holder of this document is advised that information contained hereon reflects the Company's findings at the time of its intervention only and within the limits of Client's instructions, if any. The Company's sole responsibility is to its Client and this document does not exonerate parties to a transaction from exercising all their rights and obligations under the transaction documents. This document cannot be reproduced except in full, without prior written approval of the Company. Any unauthorized alteration, forgery or falsification of the content or appearance of this document is unlawful and offenders may be prosecuted to the fullest extent of the law. Unless otherwise stated the results shown in this test report refer only to the sample(s) tested and such sample(s) are retained for 30 days only.
Attention: To check the authenticity of testing /inspection report & certificate, please contact us at telephone: (86-755) 8307 1443, or email: CN.Doccheck@sgs.com

SGS-CSTC Standards Technical Services Co.,Ltd. Shenzhen Branch Testing Center EEC Laboratory
No.1 Workshop, M-10, Middle Section, Science & Technology Park, Shenzhen, China 518057 t (86-755) 26012053 f (86-755) 26710594 www.sgsgroup.com.cn
中国·深圳·科技园中区M-10栋一号厂房 邮编: 518057 t (86-755) 26012053 f (86-755) 26710594 sgs.china@sgs.com

Member of the SGS Group (SGS SA)

2 Laboratory Environment

Temperature	Min. = 18°C, Max. = 25 °C
Relative humidity	Min. = 30%, Max. = 70%
Ground system resistance	< 0.5 Ω
Ambient noise is checked and found very low and in compliance with requirement of standards. Reflection of surrounding objects is minimized and in compliance with requirement of standards.	

Table 2： The Ambient Conditions

Unless otherwise agreed in writing, this document is issued by the Company subject to its General Conditions of Service printed overleaf, available on request or accessible at http://www.sgs.com/en/Terms-and-Conditions.aspx and, for electronic format documents, subject to Terms and Conditions for Electronic Documents at http://www.sgs.com/en/Terms-and-Conditions/Terms-e-Document.aspx. Attention is drawn to the limitation of liability, indemnification and jurisdiction issues defined therein. Any holder of this document is advised that information contained hereon reflects the Company's findings at the time of its intervention only and within the limits of Client's instructions, if any. The Company's sole responsibility is to its Client and this document does not exonerate parties to a transaction from exercising all their rights and obligations under the transaction documents. This document cannot be reproduced except in full, without prior written approval of the Company. Any unauthorized alteration, forgery or falsification of the content or appearance of this document is unlawful and offenders may be prosecuted to the fullest extent of the law. Unless otherwise stated the results shown in this test report refer only to the sample(s) tested and such sample(s) are retained for 30 days only.
Attention: To check the authenticity of testing /inspection report & certificate, please contact us at telephone: (86-755) 8307 1443, or email: CN.Doccheck@sgs.com

SGS-CSTC Standards Technical Services Co.,Ltd. Shenzhen Branch Testing Center EEC Laboratory.
No.1 Workshop, M-10, Middle Section, Science & Technology Park, Shenzhen, China 518057 t (86-755) 26012053 f (86-755) 26710594 www.sgsgroup.com.cn
中国·深圳·科技园中区M-10栋一号厂房 邮编: 518057 t (86-755) 26012053 f (86-755) 26710594 sgs.china@sgs.com

Member of the SGS Group (SGS SA)

3 SAR Measurements System Configuration

3.1 The SAR Measurement System

This SAR Measurement System uses a Computer-controlled 3-D stepper motor system (SPEAG DASY5 professional system). A E-field probe is used to determine the internal electric fields. The SAR can be obtained from the equation SAR= σ (|Ei|2)/ ρ where σ and ρ are the conductivity and mass density of the tissue-Simulate.

The DASY5 system for performing compliance tests consists of the following items:
A standard high precision 6-axis robot (Stabile RX family) with controller, teach pendant and software .An arm extension for accommodation the data acquisition electronics (DAE).

A dosimetric probe, i.e., an isotropic E-field probe optimized and calibrated for usage in tissue simulating liquid. The probe is equipped with an optical surface detector system.

A data acquisition electronics (DAE) which performs the signal amplification, signal multiplexing, AD-conversion, offset measurements, mechanical surface detection, collision detection, etc. The unit is battery powered with standard or rechargeable batteries. The signal is optically transmitted to the EOC.

The Electro-optical converter (EOC) performs the conversion between optical and electrical of the signals for the digital communication to DAE and for the analog signal from the optical surface detection. The EOC is connected to the measurement server.

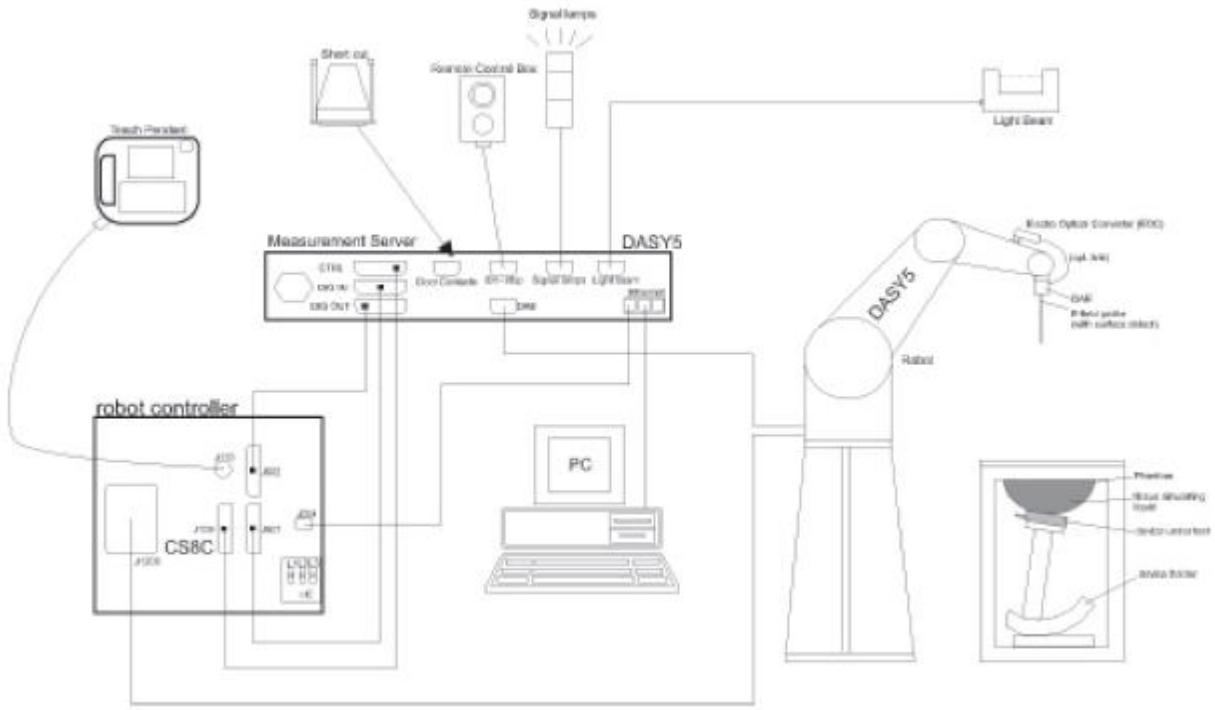

F-1. SAR Measurement System Configuration

Unless otherwise agreed in writing, this document is issued by the Company subject to its General Conditions of Service printed overleaf, available on request or accessible at http://www.sgs.com/en/Terms-and-Conditions.aspx and, for electronic format documents, subject to Terms and Conditions for Electronic Documents at http://www.sgs.com/en/Terms-and-Conditions/Terms-e-Document.aspx. Attention is drawn to the limitation of liability, indemnification and jurisdiction issues defined therein. Any holder of this document is advised that information contained hereon reflects the Company's findings at the time of its intervention only and within the limits of Client's instructions, if any. The Company's sole responsibility is to its Client and this document does not exonerate parties to a transaction from exercising all their rights and obligations under the transaction documents. This document cannot be reproduced except in full, without prior written approval of the Company. Any unauthorized alteration, forgery or falsification of the content or appearance of this document is unlawful and offenders may be prosecuted to the fullest extent of the law. Unless otherwise stated the results shown in this test report refer only to the sample(s) tested and such sample(s) are retained for 30 days only.
Attention: To check the authenticity of testing /inspection report & certificate, please contact us at telephone: (86-755) 8307 1443, or email: CN.Doccheck@sgs.com
SGS-CSTC Standards Technical Services Co.,Ltd. Shenzhen Branch Testing Center EEC Laboratory
No.1 Workshop, M-10, Middle Section, Science & Technology Park, Shenzhen, China 518057 t (86-755) 26012053 f (86-755) 26710594 www.sgsgroup.com.cn
中国·深圳·科技园中区M-10栋一号厂房 邮编: 518057 t (86-755) 26012053 f (86-755) 26710594 sgs.china@sgs.com
Member of the SGS Group (SGS SA)

- The function of the measurement server is to perform the time critical tasks such as signal filtering, control of the robot operation and fast movement interrupts.
- A probe alignment unit which improves the (absolute) accuracy of the probe positioning.
- A computer operating Windows 7.
- DASY5 software.
- Remote control with teach pendant and additional circuitry for robot safety such as warning lamps, etc.
- The SAM twin phantom enabling testing left-hand, right-hand and Body Worn usage.
- The device holder for handheld mobile phones.
- Tissue simulating liquid mixed according to the given recipes.
- Validation dipole kits allowing to validating the proper functioning of the system.

3.2 Isotropic E-field Probe EX3DV4

	Symmetrical design with triangular core Built-in shielding against static charges PEEK enclosure material (resistant to organic solvents, e.g., DGBE)
Calibration	ISO/IEC 17025 calibration service available.
Frequency	10 MHz to > 6 GHz Linearity: ± 0.2 dB (30 MHz to 6 GHz)
Directivity	± 0.3 dB in TSL (rotation around probe axis) ± 0.5 dB in TSL (rotation normal to probe axis)
Dynamic Range	10 µW/g to > 100 mW/g Linearity: ± 0.2 dB (noise: typically < 1 µW/g)
Dimensions	Overall length: 337 mm (Tip: 20 mm) Tip diameter: 2.5 mm (Body: 12 mm) Typical distance from probe tip to dipole centers: 1 mm
Application	High precision dosimetric measurements in any exposure scenario (e.g., very strong gradient fields); the only probe that enables compliance testing for frequencies up to 6 GHz with precision of better 30%.
Compatibility	DASY3, DASY4, DASY52 SAR and higher, EASY4/MRI

Unless otherwise agreed in writing, this document is issued by the Company subject to its General Conditions of Service printed overleaf, available on request or accessible at http://www.sgs.com/en/Terms-and-Conditions.aspx and, for electronic format documents, subject to Terms and Conditions for Electronic Documents at http://www.sgs.com/en/Terms-and-Conditions/Terms-e-Document.aspx. Attention is drawn to the limitation of liability, indemnification and jurisdiction issues defined therein. Any holder of this document is advised that information contained hereon reflects the Company's findings at the time of its intervention only and within the limits of Client's instructions, if any. The Company's sole responsibility is to its Client and this document does not exonerate parties to a transaction from exercising all their rights and obligations under the transaction documents. This document cannot be reproduced except in full, without prior written approval of the Company. Any unauthorized alteration, forgery or falsification of the content or appearance of this document is unlawful and offenders may be prosecuted to the fullest extent of the law. Unless otherwise stated the results shown in this test report refer only to the sample(s) tested and such sample(s) are retained for 30 days only.
Attention: To check the authenticity of testing /inspection report & certificate, please contact us at telephone: (86-755) 8307 1443, or email: CN.Doccheck@sgs.com
SGS-CSTC Standards Technical Services Co.,Ltd. Shenzhen Branch Testing Center EEC Laboratory
No.1 Workshop, M-10, Middle Section, Science & Technology Park, Shenzhen, China 518057 t (86-755) 26012053 f (86-755) 26710594 www.sgsgroup.com.cn
中国·深圳·科技园中区M-10栋一号厂房 邮编: 518057 t (86-755) 26012053 f (86-755) 26710594 sgs.china@sgs.com
Member of the SGS Group (SGS SA)

3.3 Data Acquisition Electronics (DAE)

Model	DAE	
Construction	Signal amplifier, multiplexer, A/D converter and control logic. Serial optical link for communication with DASY4/5 embedded system (fully remote controlled). Two step probe touch detector for mechanical surface detection and emergency robot stop.	
Measurement Range	-100 to +300 mV (16 bit resolution and two range settings: 4mV,400mV)	
Input Offset Voltage	< 5µV (with auto zero)	
Input Bias Current	< 50 f A	
Dimensions	60 x 60 x 68 mm	

3.4 SAM Twin Phantom

Material	Vinylester, glass fiber reinforced (VE-GF)	
Liquid Compatibility	Compatible with all SPEAG tissue simulating liquids (incl. DGBE type)	
Shell Thickness	2 ± 0.2 mm (6 ± 0.2 mm at ear point)	
Dimensions (incl. Wooden Support)	Length: 1000 mm Width: 500 mm Height: adjustable feet	
Filling Volume	approx. 25 liters	
Wooden Support	SPEAG standard phantom table	

The shell corresponds to the specifications of the Specific Anthropomorphic Mannequin (SAM) phantom defined in IEEE 1528 and IEC 62209-1. It enables the dosimetric evaluation of left and right hand phone usage as well as body mounted usage at the flat phantom region. A cover prevents evaporation of the liquid. Reference markings on the phantom allow the complete setup of all predefined phantom positions and measurement grids by teaching three points with the robot.

Twin SAM V5.0 has the same shell geometry and is manufactured from the same material as Twin SAM V4.0, but has reinforced top structure.

Unless otherwise agreed in writing, this document is issued by the Company subject to its General Conditions of Service printed overleaf, available on request or accessible at http://www.sgs.com/en/Terms-and-Conditions.aspx and, for electronic format documents, subject to Terms and Conditions for Electronic Documents at http://www.sgs.com/en/Terms-and-Conditions/Terms-e-Document.aspx. Attention is drawn to the limitation of liability, indemnification and jurisdiction issues defined therein. Any holder of this document is advised that information contained hereon reflects the Company's findings at the time of its intervention only and within the limits of Client's instructions, if any. The Company's sole responsibility is to its Client and this document does not exonerate parties to a transaction from exercising all their rights and obligations under the transaction documents. This document cannot be reproduced except in full, without prior written approval of the Company. Any unauthorized alteration, forgery or falsification of the content or appearance of this document is unlawful and offenders may be prosecuted to the fullest extent of the law. Unless otherwise stated the results shown in this test report refer only to the sample(s) tested and such sample(s) are retained for 30 days only.
Attention: To check the authenticity of testing /inspection report & certificate, please contact us at telephone: (86-755) 8307 1443, or email: CN.Doccheck@sgs.com
SGS-CSTC Standards Technical Services Co.,Ltd. Shenzhen Branch Testing Center EEC Laboratory
No.1 Workshop, M-10, Middle Section, Science & Technology Park, Shenzhen, China 518057 t (86-755) 26012053 f (86-755) 26710594 www.sgsgroup.com.cn
中国·深圳·科技园中区M-10栋一号厂房 邮编: 518057 t (86-755) 26012053 f (86-755) 26710594 sgs.china@sgs.com
Member of the SGS Group (SGS SA)

3.5 ELI Phantom

Material	Vinylester, glass fiber reinforced (VE-GF)	
Liquid Compatibility	Compatible with all SPEAG tissue simulating liquids (incl. DGBE type)	
Shell Thickness	2.0 ± 0.2 mm (bottom plate)	
Dimensions	Major axis: 600 mm Minor axis: 400 mm	
Filling Volume	approx. 30 liters	
Wooden Support	SPEAG standard phantom table	

Phantom for compliance testing of handheld and body-mounted wireless devices in the frequency range of 30 MHz to 6 GHz. ELI is fully compatible with the IEC 62209-2 standard and all known tissue simulating liquids. ELI has been optimized regarding its performance and can be integrated into our standard phantom tables. A cover prevents evaporation of the liquid. Reference markings on the phantom allow installation of the complete setup, including all predefined phantom positions and measurement grids, by teaching three points. The phantom is compatible with all SPEAG dosimetric probes and dipoles.

ELI V5.0 has the same shell geometry and is manufactured from the same material as ELI4, but has reinforced top structure.

Unless otherwise agreed in writing, this document is issued by the Company subject to its General Conditions of Service printed overleaf, available on request or accessible at http://www.sgs.com/en/Terms-and-Conditions.aspx and, for electronic format documents, subject to Terms and Conditions for Electronic Documents at http://www.sgs.com/en/Terms-and-Conditions/Terms-e-Document.aspx. Attention is drawn to the limitation of liability, indemnification and jurisdiction issues defined therein. Any holder of this document is advised that information contained hereon reflects the Company's findings at the time of its intervention only and within the limits of Client's instructions, if any. The Company's sole responsibility is to its Client and this document does not exonerate parties to a transaction from exercising all their rights and obligations under the transaction documents. This document cannot be reproduced except in full, without prior written approval of the Company. Any unauthorized alteration, forgery or falsification of the content or appearance of this document is unlawful and offenders may be prosecuted to the fullest extent of the law. Unless otherwise stated the results shown in this test report refer only to the sample(s) tested and such sample(s) are retained for 30 days only.
Attention: To check the authenticity of testing /inspection report & certificate, please contact us at telephone: (86-755) 8307 1443, or email: CN.Doccheck@sgs.com

SGS-CSTC Standards Technical Services Co.,Ltd. Shenzhen Branch Testing Center EEC Laboratory
No.1 Workshop, M-10, Middle Section, Science & Technology Park, Shenzhen, China 518057 t (86-755) 26012053 f (86-755) 26710594 www.sgsgroup.com.cn
中国·深圳·科技园中区M-10栋一号厂房 邮编: 518057 t (86-755) 26012053 f (86-755) 26710594 sgs.china@sgs.com

3.6 Device Holder for Transmitters

F-2. **Device Holder for Transmitters**

- The DASY device holder is designed to cope with different positions given in the standard. It has two scales for the device rotation (with respect to the body axis) and the device inclination (with respect to the line between the ear reference points). The rotation centres for both scales are the ear reference point (ERP). Thus the device needs no repositioning when changing the angles.
- The DASY device holder has been made out of low-loss POM material having the following dielectric parameters: relative permittivity ε=3 and loss tangent δ=0.02. The amount of dielectric material has been reduced in the closest vicinity of the device, since measurements have suggested that the influence of the clamp on the test results could thus be lowered.

Unless otherwise agreed in writing, this document is issued by the Company subject to its General Conditions of Service printed overleaf, available on request or accessible at http://www.sgs.com/en/Terms-and-Conditions.aspx and, for electronic format documents, subject to Terms and Conditions for Electronic Documents at http://www.sgs.com/en/Terms-and-Conditions/Terms-e-Document.aspx. Attention is drawn to the limitation of liability, indemnification and jurisdiction issues defined therein. Any holder of this document is advised that information contained hereon reflects the Company's findings at the time of its intervention only and within the limits of Client's instructions, if any. The Company's sole responsibility is to its Client and this document does not exonerate parties to a transaction from exercising all their rights and obligations under the transaction documents. This document cannot be reproduced except in full, without prior written approval of the Company. Any unauthorized alteration, forgery or falsification of the content or appearance of this document is unlawful and offenders may be prosecuted to the fullest extent of the law. Unless otherwise stated the results shown in this test report refer only to the sample(s) tested and such sample(s) are retained for 30 days only.
Attention: To check the authenticity of testing /inspection report & certificate, please contact us at telephone: (86-755) 8307 1443, or email: CN.Doccheck@sgs.com
SGS-CSTC Standards Technical Services Co.,Ltd. Shenzhen Branch Testing Center EEC Laboratory
No.1 Workshop, M-10, Middle Section, Science & Technology Park, Shenzhen, China 518057 t (86-755) 26012053 f (86-755) 26710594 www.sgsgroup.com.cn
中国·深圳·科技园中区M-10栋一号厂房 邮编: 518057 t (86-755) 26012053 f (86-755) 26710594 sgs.china@sgs.com
Member of the SGS Group (SGS SA)

3.7 Measurement procedure

3.7.1 Scanning procedure

Step 1: Power reference measurement

The “reference” and “drift” measurements are located at the beginning and end of the batch process. They measure the field drift at one single point in the liquid over the complete procedure.

Step 2: *Area scan*

The SAR distribution at the exposed side of the head was measured at a distance of 4mm from the inner surface of the shell. The area covered the entire dimension of the head and the horizontal grid spacing was 15mm*15mm or 12mm*12mm or 10mm*10mm.Based on the area scan data, the area of the maximum absorption was determined by spline interpolation.

Step 3: *Zoom scan*

Around this point, a volume of 32mm*32mm*30mm (f≤2GHz), 30mm*30mm*30mm (f for 2-3GHz) and 24mm*24mm*22mm (f for 5-6GHz) was assessed by measuring 5x5x7 points (f≤2GHz), 7x7x7 points (f for 2-3GHz) and 7x7x12 points (f for 5-6GHz). On this basis of this data set, the spatial peak SAR value was evaluated with the following procedure:

The data at the surface was extrapolated, since the centre of the dipoles is 2.0mm away from the tip of the probe and the distance between the surface and the lowest measuring point is 1.2mm. (This can be variable. Refer to the probe specification).The extrapolation was based on a least square algorithm. A polynomial of the fourth order was calculated through the points in z-axes. This polynomial was then used to evaluate the points between the surface and the probe tip. The maximum interpolated value was searched with a straight-forward algorithm. Around this maximum the SAR values averaged over the spatial volumes (1g or 10g) were computed using the 3D-Spline interpolation algorithm. The volume was integrated with the trapezoidal algorithm. One thousand points were interpolated to calculate the average. All neighbouring volumes were evaluated until no neighboring volume with a higher average value was found.

The area and zoom scan resolutions specified in the table below must be applied to the SAR measurements Probe boundary effect error compensation is required for measurements with the probe tip closer than half a probe tip diameter to the phantom surface. Both the probe tip diameter and sensor offset distance must satisfy measurement protocols; to ensure probe boundary effect errors are minimized and the higher fields closest to the phantom surface can be correctly measured and extrapolated to the phantom surface for computing 1-g SAR. Tolerances of the post-processing algorithms must be verified by the test laboratory for the scan resolutions used in the SAR measurements, according to the reference distribution functions specified in IEEE Std. 1528-2013.

Unless otherwise agreed in writing, this document is issued by the Company subject to its General Conditions of Service printed overleaf, available on request or accessible at http://www.sgs.com/en/Terms-and-Conditions.aspx and, for electronic format documents, subject to Terms and Conditions for Electronic Documents at http://www.sgs.com/en/Terms-and-Conditions/Terms-e-Document.aspx. Attention is drawn to the limitation of liability, indemnification and jurisdiction issues defined therein. Any holder of this document is advised that information contained hereon reflects the Company's findings at the time of its intervention only and within the limits of Client's instructions, if any. The Company's sole responsibility is to its Client and this document does not exonerate parties to a transaction from exercising all their rights and obligations under the transaction documents. This document cannot be reproduced except in full, without prior written approval of the Company. Any unauthorized alteration, forgery or falsification of the content or appearance of this document is unlawful and offenders may be prosecuted to the fullest extent of the law. Unless otherwise stated the results shown in this test report refer only to the sample(s) tested and such sample(s) are retained for 30 days only.
Attention: To check the authenticity of testing /inspection report & certificate, please contact us at telephone: (86-755) 8307 1443, or email: CN.Doccheck@sgs.com
SGS-CSTC Standards Technical Services Co.,Ltd. Shenzhen Branch Testing Center-EEC Laboratory
No.1 Workshop, M-10, Middle Section, Science & Technology Park, Shenzhen, China 518057 t (86-755) 26012053 f (86-755) 26710594 www.sgsgroup.com.cn
中国·深圳·科技园中区M-10栋一号厂房 邮编: 518057 t (86-755) 26012053 f (86-755) 26710594 sgs.china@sgs.com
Member of the SGS Group (SGS SA)

			≤ 3 GHz	> 3 GHz
Maximum distance from closest measurement point (geometric center of probe sensors) to phantom surface			5 ± 1 mm	½·δ·ln(2) ± 0.5 mm
Maximum probe angle from probe axis to phantom surface normal at the measurement location			30° ± 1°	20° ± 1°
Maximum area scan spatial resolution: Δx_{Area}, Δy_{Area}			≤ 2 GHz: ≤ 15 mm 2 – 3 GHz: ≤ 12 mm	3 – 4 GHz: ≤ 12 mm 4 – 6 GHz: ≤ 10 mm
			When the x or y dimension of the test device, in the measurement plane orientation, is smaller than the above, the measurement resolution must be ≤ the corresponding x or y dimension of the test device with at least one measurement point on the test device.	
Maximum zoom scan spatial resolution: Δx_{Zoom}, Δy_{Zoom}			≤ 2 GHz: ≤ 8 mm 2 – 3 GHz: ≤ 5 mm*	3 – 4 GHz: ≤ 5 mm* 4 – 6 GHz: ≤ 4 mm*
Maximum zoom scan spatial resolution, normal to phantom surface	uniform grid: $\Delta z_{Zoom}(n)$		≤ 5 mm	3 – 4 GHz: ≤ 4 mm 4 – 5 GHz: ≤ 3 mm 5 – 6 GHz: ≤ 2 mm
	graded grid	$\Delta z_{Zoom}(1)$: between 1st two points closest to phantom surface	≤ 4 mm	3 – 4 GHz: ≤ 3 mm 4 – 5 GHz: ≤ 2.5 mm 5 – 6 GHz: ≤ 2 mm
		$\Delta z_{Zoom}(n>1)$: between subsequent points	≤ 1.5·$\Delta z_{Zoom}(n-1)$	
Minimum zoom scan volume	x, y, z		≥ 30 mm	3 – 4 GHz: ≥ 28 mm 4 – 5 GHz: ≥ 25 mm 5 – 6 GHz: ≥ 22 mm

Step 4: Power reference measurement (drift)

The Power Drift Measurement job measures the field at the same location as the most recent power reference measurement job within the same procedure, and with the same settings. The indicated drift is mainly the variation of the DUT's output power and should vary max. ± 5 %

Unless otherwise agreed in writing, this document is issued by the Company subject to its General Conditions of Service printed overleaf, available on request or accessible at http://www.sgs.com/en/Terms-and-Conditions.aspx and, for electronic format documents, subject to Terms and Conditions for Electronic Documents at http://www.sgs.com/en/Terms-and-Conditions/Terms-e-Document.aspx. Attention is drawn to the limitation of liability, indemnification and jurisdiction issues defined therein. Any holder of this document is advised that information contained hereon reflects the Company's findings at the time of its intervention only and within the limits of Client's instructions, if any. The Company's sole responsibility is to its Client and this document does not exonerate parties to a transaction from exercising all their rights and obligations under the transaction documents. This document cannot be reproduced except in full, without prior written approval of the Company. Any unauthorized alteration, forgery or falsification of the content or appearance of this document is unlawful and offenders may be prosecuted to the fullest extent of the law. Unless otherwise stated the results shown in this test report refer only to the sample(s) tested and such sample(s) are retained for 30 days only.
Attention: To check the authenticity of testing /inspection report & certificate, please contact us at telephone: (86-755) 8307 1443, or email: CN.Doccheck@sgs.com
SGS-CSTC Standards Technical Services Co.,Ltd. Shenzhen Branch Testing Center EEC Laboratory
No.1 Workshop, M-10, Middle Section, Science & Technology Park, Shenzhen, China 518057 t (86–755) 26012053 f (86–755) 26710594 www.sgsgroup.com.cn
中国·深圳·科技园中区M–10栋一号厂房 邮编: 518057 t (86–755) 26012053 f (86–755) 26710594 sgs.china@sgs.com
Member of the SGS Group (SGS SA)

3.7.2 Data Storage

The DASY software stores the acquired data from the data acquisition electronics as raw data (in microvolt readings from the probe sensors), together with all necessary software parameters for the data evaluation (probe calibration data, liquid parameters and device frequency and modulation data) in measurement files with the extension ".DAE4". The software evaluates the desired unit and format for output each time the data is visualized or exported. This allows verification of the complete software setup even after the measurement and allows correction of incorrect parameter settings. For example, if a measurement has been performed with a wrong crest factor parameter in the device setup, the parameter can be corrected afterwards and the data can be re-evaluated. The measured data can be visualized or exported in different units or formats, depending on the selected probe type ([V/m], [A/m], [°C], [m W/g], [m W/cm²], [dBrel], etc.). Some of these units are not available in certain situations or show meaningless results, e.g., a SAR output in a lossless media will always be zero. Raw data can also be exported to perform the evaluation with other software packages.

3.7.3 Data Evaluation by SEMCAD

The SEMCAD software automatically executes the following procedures to calculate the field units from the microvolt readings at the probe connector. The parameters used in the evaluation are stored in the configuration modules of the software:

Probe parameters: - Sensitivity Normi, ai0, ai1, ai2
- Conversion factor ConvFi
- Diode compression point Dcpi
Device parameters: - Frequency f
- Crest factor cf
Media parameters: - Conductivity ε
- Density ρ

These parameters must be set correctly in the software. They can be found in the component documents or they can be imported into the software from the configuration files issued for the DASY components. In the direct measuring mode of the multimeter option, the parameters of the actual system setup are used. In the scan visualization and export modes, the parameters stored in the corresponding document files are used.

The first step of the evaluation is a linearization of the filtered input signal to account for the compression characteristics of the detector diode. The compensation depends on the input signal, the diode type and the DC-transmission factor from the diode to the evaluation electronics.

If the exciting field is pulsed, the crest factor of the signal must be known to correctly compensate for peak power. The formula for each channel can be given as:

$$V_i = U_i + U_i^2 \cdot cf / dcp_i$$

With Vi = compensated signal of channel i (i = x, y, z)
Ui = input signal of channel i (i = x, y, z)
cf = crest factor of exciting field (DASY parameter)
dcp i = diode compression point (DASY parameter)

From the compensated input signals the primary field data for each channel can be evaluated:

E-field probes:

$$E_i = (V_i / Norm_i \cdot ConvF)^{1/2}$$

Unless otherwise agreed in writing, this document is issued by the Company subject to its General Conditions of Service printed overleaf, available on request or accessible at http://www.sgs.com/en/Terms-and-Conditions.aspx and, for electronic format documents, subject to Terms and Conditions for Electronic Documents at http://www.sgs.com/en/Terms-and-Conditions/Terms-e-Document.aspx. Attention is drawn to the limitation of liability, indemnification and jurisdiction issues defined therein. Any holder of this document is advised that information contained hereon reflects the Company's findings at the time of its intervention only and within the limits of Client's instructions, if any. The Company's sole responsibility is to its Client and this document does not exonerate parties to a transaction from exercising all their rights and obligations under the transaction documents. This document cannot be reproduced except in full, without prior written approval of the Company. Any unauthorized alteration, forgery or falsification of the content or appearance of this document is unlawful and offenders may be prosecuted to the fullest extent of the law. Unless otherwise stated the results shown in this test report refer only to the sample(s) tested and such sample(s) are retained for 30 days only.
Attention: To check the authenticity of testing /inspection report & certificate, please contact us at telephone: (86-755) 8307 1443, or email: CN.Doccheck@sgs.com
SGS-CSTC Standards Technical Services Co., Ltd. Shenzhen Branch Testing Center EEC Laboratory
No.1 Workshop, M-10, Middle Section, Science & Technology Park, Shenzhen, China 518057 t (86-755) 26012053 f (86-755) 26710594 www.sgsgroup.com.cn
中国·深圳·科技园中区M-10栋一号厂房 邮编: 518057 t (86-755) 26012053 f (86-755) 26710594 sgs.china@sgs.com
Member of the SGS Group (SGS SA)

H-field probes:

$$H_i = (V_i)^{1/2} \cdot (a_{i0} + a_{i1} f + a_{i2} f^2) / f$$

With Vi = compensated signal of channel i (i = x, y, z)
Normi = sensor sensitivity of channel I (i = x, y, z)
[mV/(V/m)2] for E-field Probes
ConvF = sensitivity enhancement in solution
aij = sensor sensitivity factors for H-field probes
f = carrier frequency [GHz]
Ei = electric field strength of channel i in V/m
Hi = magnetic field strength of channel i in A/m

The RSS value of the field components gives the total field strength (Hermitian magnitude):

$$E_{tot} = (E_x^2 + E_Y^2 + E_z^2)^{1/2}$$

The primary field data are used to calculate the derived field units.

$$SAR = (Etot^2 \cdot \sigma) / (\varepsilon \cdot 1000)$$

with SAR = local specific absorption rate in mW/g
Etot = total field strength in V/m
σ= conductivity in [mho/m] or [Siemens/m]
ε= equivalent tissue density in g/cm3

Note that the density is normally set to 1 (or 1.06), to account for actual brain density rather than the density of the simulation liquid. The power flow density is calculated assuming the excitation field to be a free space field.

$$P_{pwe} = E_{tot}^2{}_2 / 3770 \quad \text{or} \quad P_{pwe} = H_{tot}^2 \cdot 37.7$$

with Ppwe = equivalent power density of a plane wave in mW/cm2
Etot = total electric field strength in V/m
Htot = total magnetic field strength in A/m

Unless otherwise agreed in writing, this document is issued by the Company subject to its General Conditions of Service printed overleaf, available on request or accessible at http://www.sgs.com/en/Terms-and-Conditions.aspx and, for electronic format documents, subject to Terms and Conditions for Electronic Documents at http://www.sgs.com/en/Terms-and-Conditions/Terms-e-Document.aspx. Attention is drawn to the limitation of liability, indemnification and jurisdiction issues defined therein. Any holder of this document is advised that information contained hereon reflects the Company's findings at the time of its intervention only and within the limits of Client's instructions, if any. The Company's sole responsibility is to its Client and this document does not exonerate parties to a transaction from exercising all their rights and obligations under the transaction documents. This document cannot be reproduced except in full, without prior written approval of the Company. Any unauthorized alteration, forgery or falsification of the content or appearance of this document is unlawful and offenders may be prosecuted to the fullest extent of the law. Unless otherwise stated the results shown in this test report refer only to the sample(s) tested and such sample(s) are retained for 30 days only.
Attention: To check the authenticity of testing /inspection report & certificate, please contact us at telephone: (86-755) 8307 1443, or email: CN.Doccheck@sgs.com
SGS-CSTC Standards Technical Services Co.,Ltd. Shenzhen Branch Testing Center EEC Laboratory
No.1 Workshop, M-10, Middle Section, Science & Technology Park, Shenzhen, China 518057 t (86-755) 26012053 f (86-755) 26710594 www.sgsgroup.com.cn
中国·深圳·科技园中区M-10栋一号厂房 邮编: 518057 t (86-755) 26012053 f (86-755) 26710594 sgs.china@sgs.com
Member of the SGS Group (SGS SA)

4 SAR measurement variability and uncertainty

4.1 SAR measurement variability

Per KDB865664 D01 SAR measurement 100 MHz to 6 GHz v01r04, SAR measurement variability must be assessed for each frequency band, which is determined by the SAR probe calibration point and tissue-equivalent medium used for the device measurements. The additional measurements are repeated after the completion of all measurements requiring the same head or body tissue-equivalent medium in a frequency band. The test device should be returned to ambient conditions (normal room temperature) with the battery fully charged before it is re-mounted on the device holder for the repeated measurement(s) to minimize any unexpected variations in the repeated results.

1) Repeated measurement is not required when the original highest measured SAR is < 0.80 W/kg; steps 2) through 4) do not apply.

2) When the original highest measured SAR is ≥ 0.80 W/kg, repeat that measurement once.

3) Perform a second repeated measurement only if the ratio of largest to smallest SAR for the original and first repeated measurements is > 1.20 or when the original or repeated measurement is ≥ 1.45 W/kg (~ 10% from the 1-g SAR limit).

4) Perform a third repeated measurement only if the original, first or second repeated measurement is ≥1.5 W/kg and the ratio of largest to smallest SAR for the original, first and second repeated measurements is > 1.20.

The same procedures should be adapted for measurements according to extremity and occupational exposure limits by applying a factor of 2.5 for extremity exposure and a factor of 5 for occupational exposure to the corresponding SAR thresholds.

4.2 SAR measurement uncertainty

Per KDB865664 D01 SAR Measurement 100 MHz to 6 GHz, when the highest measured 1-g SAR within a frequency band is < 1.5 W/kg, the extensive SAR measurement uncertainty analysis described in IEEE Std 1528-2013 is not required in SAR reports submitted for equipment approval. The equivalent ratio (1.5/1.6) is applied to extremity and occupational exposure conditions.

Unless otherwise agreed in writing, this document is issued by the Company subject to its General Conditions of Service printed overleaf, available on request or accessible at http://www.sgs.com/en/Terms-and-Conditions.aspx and, for electronic format documents, subject to Terms and Conditions for Electronic Documents at http://www.sgs.com/en/Terms-and-Conditions/Terms-e-Document.aspx. Attention is drawn to the limitation of liability, indemnification and jurisdiction issues defined therein. Any holder of this document is advised that information contained hereon reflects the Company's findings at the time of its intervention only and within the limits of Client's instructions, if any. The Company's sole responsibility is to its Client and this document does not exonerate parties to a transaction from exercising all their rights and obligations under the transaction documents. This document cannot be reproduced except in full, without prior written approval of the Company. Any unauthorized alteration, forgery or falsification of the content or appearance of this document is unlawful and offenders may be prosecuted to the fullest extent of the law. Unless otherwise stated the results shown in this test report refer only to the sample(s) tested and such sample(s) are retained for 30 days only.
Attention: To check the authenticity of testing /inspection report & certificate, please contact us at telephone: (86-755) 8307 1443, or email: CN.Doccheck@sgs.com
SGS-CSTC Standards Technical Services Co.,Ltd. Shenzhen Branch Testing Center EEC Laboratory
No.1 Workshop, M-10, Middle Section, Science & Technology Park, Shenzhen, China 518057 t (86-755) 26012053 f (86-755) 26710594 www.sgsgroup.com.cn
中国·深圳·科技园中区M-10栋一号厂房 邮编: 518057 t (86-755) 26012053 f (86-755) 26710594 sgs.china@sgs.com
Member of the SGS Group (SGS SA)

5 Description of Test Position

5.1 Head Exposure Condition

5.1.1 SAM Phantom Shape

F-3. Front, back, and side views of SAM (model for the phantom shell). Full-head model is for illustration purposes only-procedures in this recommended practice are intended primarily for the phantom setup.

Note: The centre strip including the nose region has a different thickness tolerance.



F-4. Sagittally bisected phantom with extended perimeter (shown placed on its side as used for SAR measurements)



F-5. Close-up side view of phantom, showing the ear region, N-F and B-M lines, and seven cross-sectional plane locations

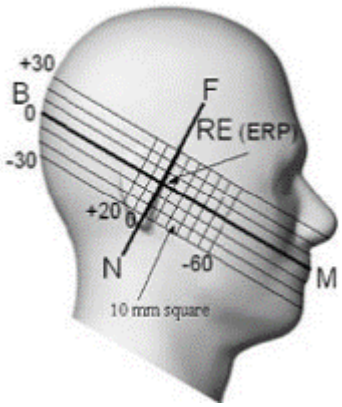

F-6. Side view of the phantom showing relevant markings and seven cross-sectional plane locations

Unless otherwise agreed in writing, this document is issued by the Company subject to its General Conditions of Service printed overleaf, available on request or accessible at http://www.sgs.com/en/Terms-and-Conditions.aspx and, for electronic format documents, subject to Terms and Conditions for Electronic Documents at http://www.sgs.com/en/Terms-and-Conditions/Terms-e-Document.aspx. Attention is drawn to the limitation of liability, indemnification and jurisdiction issues defined therein. Any holder of this document is advised that information contained hereon reflects the Company's findings at the time of its intervention only and within the limits of Client's instructions, if any. The Company's sole responsibility is to its Client and this document does not exonerate parties to a transaction from exercising all their rights and obligations under the transaction documents. This document cannot be reproduced except in full, without prior written approval of the Company. Any unauthorized alteration, forgery or falsification of the content or appearance of this document is unlawful and offenders may be prosecuted to the fullest extent of the law. Unless otherwise stated the results shown in this test report refer only to the sample(s) tested and such sample(s) are retained for 30 days only.
Attention: To check the authenticity of testing /inspection report & certificate, please contact us at telephone: (86-755) 8307 1443, or email: CN.Doccheck@sgs.com
SGS-CSTC Standards Technical Services Co.,Ltd. Shenzhen Branch Testing Center EEC Laboratory
No.1 Workshop, M-10, Middle Section, Science & Technology Park, Shenzhen, China 518057 t (86-755) 26012053 f (86-755) 26710594 www.sgsgroup.com.cn
中国·深圳·科技园中区M-10栋一号厂房 邮编: 518057 t (86-755) 26012053 f (86-755) 26710594 sgs.china@sgs.com
Member of the SGS Group (SGS SA)

5.1.2 EUT constructions

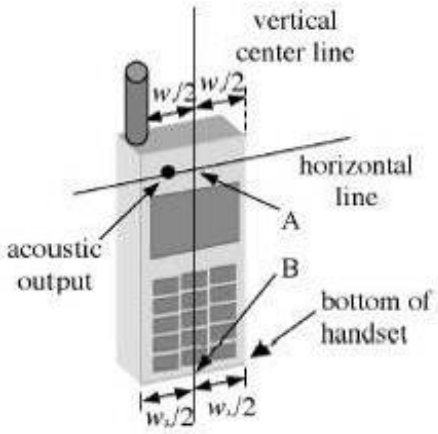

F-7. Handset vertical and horizontal reference lines-“fixed case”

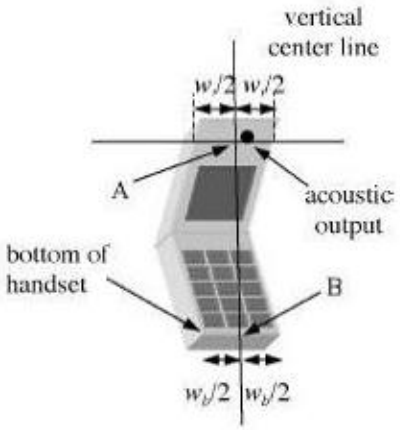

F-8. Handset vertical and horizontal reference lines-“clam-shell case”

5.1.3 Definition of the “cheek” position

a) Position the device with the vertical centre line of the body of the device and the horizontal line crossing the centre of the ear piece in a plane parallel to the sagittal plane of the phantom ("initial position"). While maintaining the device in this plane, align the vertical centre line with the reference plane containing the three ear and mouth reference points (M, RE and LE) and align the centre of the ear piece with the line RE-LE.

b) Translate the mobile phone box towards the phantom with the ear piece aligned with the line LE-RE until telephone touches the ear. While maintaining the device in the reference plane and maintaining the phone contact with the ear, move the bottom of the box until any point on the front side is in contact with the cheek of the phantom or until contact with the ear is lost.

Unless otherwise agreed in writing, this document is issued by the Company subject to its General Conditions of Service printed overleaf, available on request or accessible at http://www.sgs.com/en/Terms-and-Conditions.aspx and, for electronic format documents, subject to Terms and Conditions for Electronic Documents at http://www.sgs.com/en/Terms-and-Conditions/Terms-e-Document.aspx. Attention is drawn to the limitation of liability, indemnification and jurisdiction issues defined therein. Any holder of this document is advised that information contained hereon reflects the Company's findings at the time of its intervention only and within the limits of Client's instructions, if any. The Company's sole responsibility is to its Client and this document does not exonerate parties to a transaction from exercising all their rights and obligations under the transaction documents. This document cannot be reproduced except in full, without prior written approval of the Company. Any unauthorized alteration, forgery or falsification of the content or appearance of this document is unlawful and offenders may be prosecuted to the fullest extent of the law. Unless otherwise stated the results shown in this test report refer only to the sample(s) tested and such sample(s) are retained for 30 days only.
Attention: To check the authenticity of testing /inspection report & certificate, please contact us at telephone: (86-755) 8307 1443, or email: CN.Doccheck@sgs.com
SGS-CSTC Standards Technical Services Co.,Ltd. Shenzhen Branch Testing Center EEC Laboratory
No.1 Workshop, M-10, Middle Section, Science & Technology Park, Shenzhen, China 518057 t (86-755) 26012053 f (86-755) 26710594 www.sgsgroup.com.cn
中国·深圳·科技园中区M-10栋一号厂房 邮编: 518057 t (86-755) 26012053 f (86-755) 26710594 sgs.china@sgs.com
Member of the SGS Group (SGS SA)

5.1.4 Definition of the "tilted" position

a) Position the device in the "cheek" position described above;
b) While maintaining the device in the reference plane described above and pivoting against the ear, move it outward away from the mouth by an angle of 15 degrees or until contact with the ear is lost.

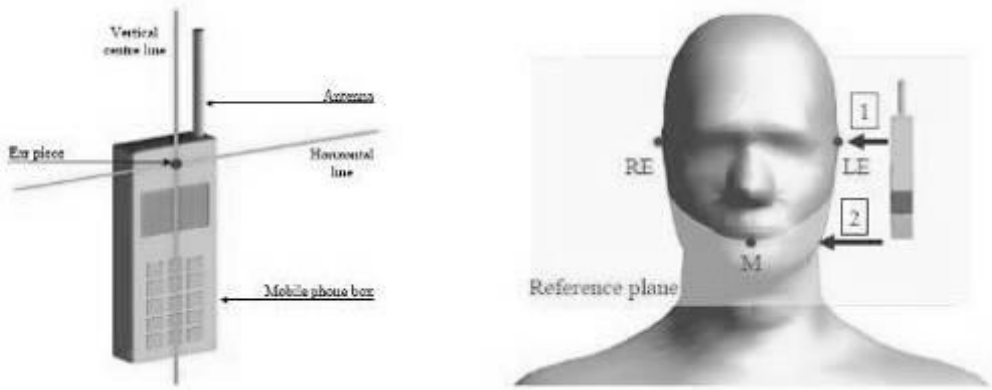

F-9. **Definition of the reference lines and points, on the phone and on the phantom and initial position**

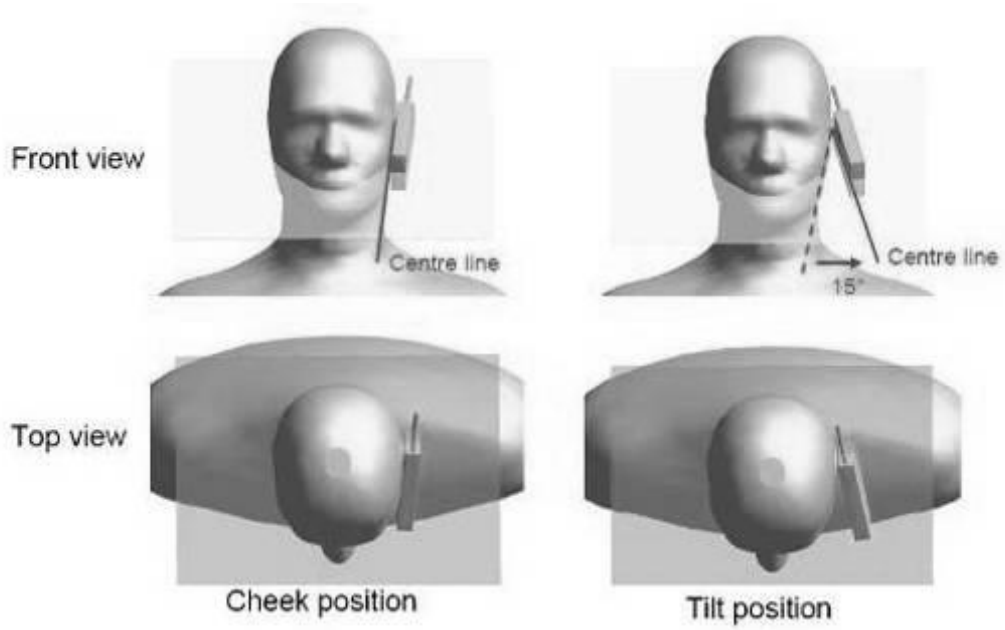

F-10. **"Cheek" and "tilt" positions of the mobile phone on the left side**

Unless otherwise agreed in writing, this document is issued by the Company subject to its General Conditions of Service printed overleaf, available on request or accessible at http://www.sgs.com/en/Terms-and-Conditions.aspx and, for electronic format documents, subject to Terms and Conditions for Electronic Documents at http://www.sgs.com/en/Terms-and-Conditions/Terms-e-Document.aspx. Attention is drawn to the limitation of liability, indemnification and jurisdiction issues defined therein. Any holder of this document is advised that information contained hereon reflects the Company's findings at the time of its intervention only and within the limits of Client's instructions, if any. The Company's sole responsibility is to its Client and this document does not exonerate parties to a transaction from exercising all their rights and obligations under the transaction documents. This document cannot be reproduced except in full, without prior written approval of the Company. Any unauthorized alteration, forgery or falsification of the content or appearance of this document is unlawful and offenders may be prosecuted to the fullest extent of the law. Unless otherwise stated the results shown in this test report refer only to the sample(s) tested and such sample(s) are retained for 30 days only.
Attention: To check the authenticity of testing /inspection report & certificate, please contact us at telephone: (86-755) 8307 1443, or email: CN.Doccheck@sgs.com
SGS-CSTC Standards Technical Services Co.,Ltd. Shenzhen Branch Testing Center EEC Laboratory
No.1 Workshop, M-10, Middle Section, Science & Technology Park, Shenzhen, China 518057 t (86-755) 26012053 f (86-755) 26710594 www.sgsgroup.com.cn
中国·深圳·科技园中区M-10栋一号厂房 邮编: 518057 t (86-755) 26012053 f (86-755) 26710594 sgs.china@sgs.com
Member of the SGS Group (SGS SA)

5.2 Body Exposure Condition

5.2.1 Body-worn accessory exposure conditions

Body-worn operating configurations should be tested with the belt-clips and holsters attached to the device and positioned against a flat phantom in normal use configurations.

Body-worn operating configurations are tested with the belt-clips and holsters attached to the device and positioned against a flat phantom in a normal use configuration. Per FCC KDB Publication 648474 D04, Body-worn accessory exposure is typically related to voice mode operations when handsets are carried in body-worn accessories. The body-worn accessory procedures in FCC KDB Publication 447498 D01 should be used to test for body-worn accessory SAR compliance, without a headset connected to it. This enables the test results for such configuration to be compatible with that required for hotspot mode when the body-worn accessory test separation distance is greater than or equal to that required for hotspot mode, when applicable. When the reported SAR for a body-worn accessory, measured without a headset connected to the handset, is > 1.2 W/kg, the highest reported SAR configuration for that wireless mode and frequency band should be repeated for that body-worn accessory with a headset attached to the handset.

Accessories for Body-worn operation configurations are divided into two categories: those that do not contain metallic components and those that do contain metallic components. When multiple accessories that do not contain metallic components are supplied with the device, the device is tested with only the accessory that dictates the closest spacing to the body. Then multiple accessories that contain metallic components are tested with the device with each accessory. If multiple accessories share an identical metallic component (i.e. the same metallic belt-clip used with different holsters with no other metallic components) only the accessory that dictates the closest spacing to the body is tested.

Body-worn accessories may not always be supplied or available as options for some devices intended to be authorized for body-worn use. In this case, a test configuration with a separation distance between the back of the device and the flat phantom is used. Test position spacing was documented. Transmitters that are designed to operate in front of a person's face, as in push-to-talk configurations, are tested for SAR compliance with the front of the device positioned to face the flat phantom in head fluid. For devices that are carried next to the body such as a shoulder, waist or chest-worn transmitters, SAR compliance is tested with the accessories, including headsets and microphones, attached to the device and positioned against a flat phantom in a normal use configuration.

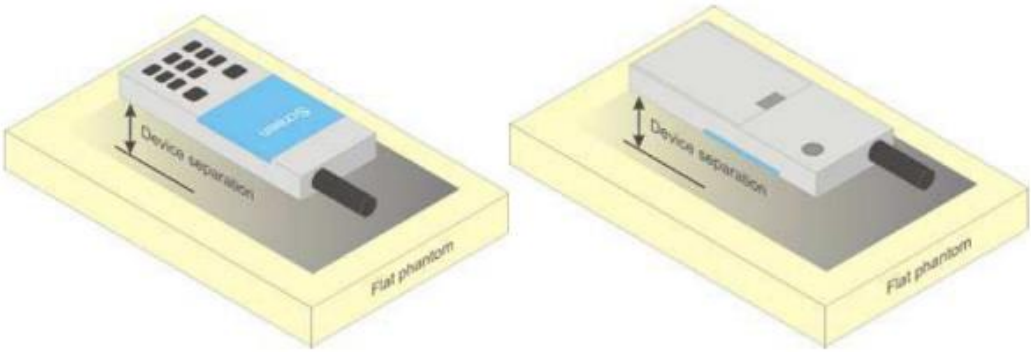

F-11. **Test positions for body-worn devices**

Unless otherwise agreed in writing, this document is issued by the Company subject to its General Conditions of Service printed overleaf, available on request or accessible at http://www.sgs.com/en/Terms-and-Conditions.aspx and, for electronic format documents, subject to Terms and Conditions for Electronic Documents at http://www.sgs.com/en/Terms-and-Conditions/Terms-e-Document.aspx. Attention is drawn to the limitation of liability, indemnification and jurisdiction issues defined therein. Any holder of this document is advised that information contained hereon reflects the Company's findings at the time of its intervention only and within the limits of Client's instructions, if any. The Company's sole responsibility is to its Client and this document does not exonerate parties to a transaction from exercising all their rights and obligations under the transaction documents. This document cannot be reproduced except in full, without prior written approval of the Company. Any unauthorized alteration, forgery or falsification of the content or appearance of this document is unlawful and offenders may be prosecuted to the fullest extent of the law. Unless otherwise stated the results shown in this test report refer only to the sample(s) tested and such sample(s) are retained for 30 days only.
Attention: To check the authenticity of testing /inspection report & certificate, please contact us at telephone: (86-755) 8307 1443, or email: CN.Doccheck@sgs.com
SGS-CSTC Standards Technical Services Co.,Ltd. Shenzhen Branch Testing Center EEC Laboratory
No.1 Workshop, M-10, Middle Section, Science & Technology Park, Shenzhen, China 518057 t (86-755) 26012053 f (86-755) 26710594 www.sgsgroup.com.cn
中国·深圳·科技园中区M-10栋一号厂房 邮编: 518057 t (86-755) 26012053 f (86-755) 26710594 sgs.china@sgs.com
Member of the SGS Group (SGS SA)

5.2.2 Wireless Router exposure conditions

Some battery-operated handsets have the capability to transmit and receive user data through simultaneous transmission of WIFI simultaneously with a separate licensed transmitter. The FCC has provided guidance in FCC KDB Publication 941225 D06 where SAR test considerations for handsets (L x W ≥ 9 cm x 5 cm) are based on a composite test separation distance of 10 mm from the front, back and edges of the device containing transmitting antennas within 2.5 cm of their edges, determined from general mixed use conditions for this type of devices. For devices with form factors smaller than 9 cm x 5 cm, a test separation distance of 5 mm is required. Although this handset L x W is ≥ 9 cm x 5 cm, a test separation distance of 5 mm is form client.

5.3 Extremity exposure conditions

Per FCC KDB 648474D04, for smart phones with a display diagonal dimension > 15.0 cm or an overall diagonal dimension > 16.0 cm that provide similar mobile web access and multimedia support found in mini-tablets or UMPC mini-tablets that support voice calls next to the ear, the device is marketed as “Phablet”.
The UMPC mini-tablet procedures must also be applied to test the SAR of all surfaces and edges with an antenna located at ≤ 25 mm from that surface or edge, in direct contact with a flat phantom, for Product Specific 10-g SAR according to the body-equivalent tissue dielectric parameters in KDB 865664 to address interactive hand use exposure conditions. The UMPC mini-tablet 1-g SAR at 5 mm is not required. When hotspot mode applies, Product Specific 10-g SAR is required only for the surfaces and edges with hotspot mode 1-g reported SAR > 1.2 W/kg; however, when power reduction applies to hotspot mode the measured SAR must be scaled to the maximum output power, including tolerance, allowed for phablet modes to compare with the 1.2 W/kg SAR test reduction threshold.

Due to the SAR result, only the following frequency bands need to test with 0mm for the Product Specific 10 g SAR, the others are not required.

GSM850:

Test position	Test mode	Test Ch./Freq.	Duty Cycle	SAR (W/kg)1-g	Power Drift(dB)	Conducted Power (dBm)	Tune up Limit (dBm)	Scaled factor	Scaled SAR (W/kg)	Product Specific 10-g SAR SAR Exclusion
Hotspot Test data(Separate 5mm)										
Front side	GPRS 2TS	190/836.6	1:4.15	0.558	0.03	31.56	32.50	1.242	0.693	Yes
Back side	GPRS 2TS	190/836.6	1:4.15	1.080	-0.06	31.56	32.50	1.242	1.341	No
Left side	GPRS 2TS	190/836.6	1:4.15	0.413	-0.16	31.56	32.50	1.242	0.513	Yes
Right side	GPRS 2TS	190/836.6	1:4.15	0.382	-0.03	31.56	32.50	1.242	0.474	Yes
Bottom side	GPRS 2TS	190/836.6	1:4.15	0.261	-0.10	31.56	32.50	1.242	0.324	Yes
Back side	GPRS 2TS	128/824.2	1:4.15	1.090	-0.02	31.45	32.50	1.274	1.388	No
Back side	GPRS 2TS	251/848.8	1:4.15	1.170	0.00	31.71	32.50	1.199	1.403	No
Back side repeat	GPRS 2TS	251/848.8	1:4.15	1.110	0.07	31.71	32.50	1.199	1.331	No

Unless otherwise agreed in writing, this document is issued by the Company subject to its General Conditions of Service printed overleaf, available on request or accessible at http://www.sgs.com/en/Terms-and-Conditions.aspx and, for electronic format documents, subject to Terms and Conditions for Electronic Documents at http://www.sgs.com/en/Terms-and-Conditions/Terms-e-Document.aspx. Attention is drawn to the limitation of liability, indemnification and jurisdiction issues defined therein. Any holder of this document is advised that information contained hereon reflects the Company's findings at the time of its intervention only and within the limits of Client's instructions, if any. The Company's sole responsibility is to its Client and this document does not exonerate parties to a transaction from exercising all their rights and obligations under the transaction documents. This document cannot be reproduced except in full, without prior written approval of the Company. Any unauthorized alteration, forgery or falsification of the content or appearance of this document is unlawful and offenders may be prosecuted to the fullest extent of the law. Unless otherwise stated the results shown in this test report refer only to the sample(s) tested and such sample(s) are retained for 30 days only.
Attention: To check the authenticity of testing /inspection report & certificate, please contact us at telephone: (86-755) 8307 1443, or email: CN.Doccheck@sgs.com
SGS-CSTC Standards Technical Services Co.,Ltd. Shenzhen Branch Testing Center EEC Laboratory
No.1 Workshop, M-10, Middle Section, Science & Technology Park, Shenzhen, China 518057 t (86-755) 26012053 f (86-755) 26710594 www.sgsgroup.com.cn
中国·深圳·科技园中区M-10栋一号厂房 邮编: 518057 t (86-755) 26012053 f (86-755) 26710594 sgs.china@sgs.com
Member of the SGS Group (SGS SA)

GSM1900:

Test position	Test mode	Test Ch./Freq.	Duty Cycle	SAR (W/kg)1-g	Power Drift(dB)	Conducted Power (dBm)	Tune up Limit (dBm)	Scaled factor	Scaled SAR (W/kg)	Product Specific 10-g SAR SAR Exclusion
Hotspot Test data(Separate 5mm)										
Front side	GPRS 4TS	661/1880	1:2.075	0.422	0.05	25.28	27.50	1.667	0.704	Yes
Back side	GPRS 4TS	661/1880	1:2.075	0.670	-0.07	25.28	27.50	1.667	1.117	Yes
Left side	GPRS 4TS	661/1880	1:2.075	0.187	0.04	25.28	27.50	1.667	0.312	Yes
Right side	GPRS 4TS	661/1880	1:2.075	0.023	0.03	25.28	27.50	1.667	0.038	Yes
Back side	GPRS 4TS	512/1850.2	1:2.075	1.000	0.01	25.61	27.50	1.545	1.545	No
Back side - repeat	GPRS 4TS	512/1850.2	1:2.075	0.950	0.03	25.61	27.50	1.545	1.468	No
Back side	GPRS 4TS	810/1909.8	1:2.075	0.581	0.08	24.77	27.50	1.875	1.089	Yes
Bottom side	GPRS 4TS	661/1880	1:2.075	0.695	-0.06	25.28	27.50	1.667	1.159	Yes
Bottom side	GPRS 4TS	512/1850.2	1:2.075	0.885	0.00	25.61	27.50	1.545	1.368	No
Bottom side	GPRS 4TS	810/1909.8	1:2.075	0.509	-0.02	24.77	27.50	1.875	0.954	Yes

WCDMA Band II:

Test position	Test mode	Test Ch./Freq.	Duty Cycle	SAR (W/kg) 1-g	Power Drift (dB)	Conducted Power (dBm)	Tune up Limit (dBm)	Scaled factor	Scaled SAR (W/kg)	Product Specific 10-g SAR SAR Exclusion
Hotspot Test data(Separate 5mm)										
Front side	RMC	9400/1880	1:1	0.298	0.04	19.22	20.50	1.343	0.400	Yes
Back side	RMC	9400/1880	1:1	0.806	-0.07	19.22	20.50	1.343	1.082	Yes
Back side	RMC	9262/1852.4	1:1	0.916	-0.05	19.36	20.50	1.300	1.191	Yes
Back side	RMC	9538/1907.6	1:1	0.801	0.15	19.42	20.50	1.282	1.027	Yes
Left side	RMC	9400/1880	1:1	0.140	0.04	19.22	20.50	1.343	0.188	Yes
Right side	RMC	9400/1880	1:1	0.052	0.05	19.22	20.50	1.343	0.070	Yes
Bottom side	RMC	9400/1880	1:1	0.599	0.03	19.22	20.50	1.343	0.804	Yes
Bottom side	RMC	9262/1852.4	1:1	0.929	0.09	19.36	20.50	1.300	1.208	No
Bottom side	RMC	9538/1907.6	1:1	0.425	0.01	19.42	20.50	1.282	0.545	Yes
Bottom side repeat	RMC	9262/1852.4	1:1	0.934	0.09	19.36	20.50	1.300	1.214	No

Unless otherwise agreed in writing, this document is issued by the Company subject to its General Conditions of Service printed overleaf, available on request or accessible at http://www.sgs.com/en/Terms-and-Conditions.aspx and, for electronic format documents, subject to Terms and Conditions for Electronic Documents at http://www.sgs.com/en/Terms-and-Conditions/Terms-e-Document.aspx. Attention is drawn to the limitation of liability, indemnification and jurisdiction issues defined therein. Any holder of this document is advised that information contained hereon reflects the Company's findings at the time of its intervention only and within the limits of Client's instructions, if any. The Company's sole responsibility is to its Client and this document does not exonerate parties to a transaction from exercising all their rights and obligations under the transaction documents. This document cannot be reproduced except in full, without prior written approval of the Company. Any unauthorized alteration, forgery or falsification of the content or appearance of this document is unlawful and offenders may be prosecuted to the fullest extent of the law. Unless otherwise stated the results shown in this test report refer only to the sample(s) tested and such sample(s) are retained for 30 days only.
Attention: To check the authenticity of testing /inspection report & certificate, please contact us at telephone: (86-755) 8307 1443, or email: CN.Doccheck@sgs.com

SGS-CSTC Standards Technical Services Co., Ltd. Shenzhen Branch Testing Center EEC Laboratory
No.1 Workshop, M-10, Middle Section, Science & Technology Park, Shenzhen, China 518057 t (86-755) 26012053 f (86-755) 26710594 www.sgsgroup.com.cn
中国·深圳·科技园中区M-10栋一号厂房 邮编: 518057 t (86-755) 26012053 f (86-755) 26710594 sgs.china@sgs.com

WCDMA Band IV:

Test position	Test mode	Test Ch./Freq.	Duty Cycle	SAR (W/kg) 1-g	Power Drift (dB)	Conducted Power (dBm)	Tune up Limit (dBm)	Scaled factor	Scaled SAR (W/kg)	Product Specific 10-g SAR SAR Exclusion
Hotspot Test data(Separate 5mm)										
Front side	RMC	1412/1732.4	1:1	0.362	0.02	19.25	20.50	1.334	0.483	Yes
Back side	RMC	1412/1732.4	1:1	0.979	0.04	19.25	20.50	1.334	1.306	No
Back side repeat	RMC	1412/1732.4	1:1	0.971	0.03	19.25	20.50	1.334	1.295	No
Back side	RMC	1312/1712.4	1:1	0.927	-0.09	19.10	20.50	1.380	1.280	No
Back side	RMC	1513/1752.6	1:1	0.829	-0.03	19.17	20.50	1.358	1.126	Yes
Left side	RMC	1412/1732.4	1:1	0.086	0.03	19.25	20.50	1.334	0.114	Yes
Right side	RMC	1412/1732.4	1:1	0.051	0.04	19.25	20.50	1.334	0.068	Yes
Bottom side	RMC	1412/1732.4	1:1	0.953	0.08	19.25	20.50	1.334	1.271	No
Bottom side	RMC	1312/1712.4	1:1	0.938	0.08	19.10	20.50	1.380	1.295	No
Bottom side	RMC	1513/1752.6	1:1	0.973	0.01	19.17	20.50	1.358	1.322	No

WCDMA Band V:

Test position	Test mode	Test Ch./Freq.	Duty Cycle	SAR (W/kg) 1-g	Power Drift (dB)	Conducted Power (dBm)	Tune up Limit (dBm)	Scaled factor	Scaled SAR (W/kg)	Product Specific 10-g SAR SAR Exclusion
Hotspot Test data(Separate 5mm)										
Front side	RMC	4182/836.4	1:1	0.407	0.06	22.66	24.00	1.361	0.554	Yes
Back side	RMC	4182/836.4	1:1	1.050	0.06	22.66	24.00	1.361	1.430	No
Left side	RMC	4182/836.4	1:1	0.246	0.03	22.66	24.00	1.361	0.335	Yes
Right side	RMC	4182/836.4	1:1	0.414	0.04	22.66	24.00	1.361	0.564	Yes
Bottom side	RMC	4182/836.4	1:1	0.149	0.00	22.66	24.00	1.361	0.203	Yes
Back side	RMC	4132/826.4	1:1	0.732	0.02	22.43	24.00	1.435	1.051	Yes
Back side	RMC	4233/846.6	1:1	0.727	0.05	22.27	24.00	1.489	1.083	Yes
Back side repeat	RMC	4182/836.4	1:1	1.030	0.01	22.66	24.00	1.361	1.402	No

Unless otherwise agreed in writing, this document is issued by the Company subject to its General Conditions of Service printed overleaf, available on request or accessible at http://www.sgs.com/en/Terms-and-Conditions.aspx and, for electronic format documents, subject to Terms and Conditions for Electronic Documents at http://www.sgs.com/en/Terms-and-Conditions/Terms-e-Document.aspx. Attention is drawn to the limitation of liability, indemnification and jurisdiction issues defined therein. Any holder of this document is advised that information contained hereon reflects the Company's findings at the time of its intervention only and within the limits of Client's instructions, if any. The Company's sole responsibility is to its Client and this document does not exonerate parties to a transaction from exercising all their rights and obligations under the transaction documents. This document cannot be reproduced except in full, without prior written approval of the Company. Any unauthorized alteration, forgery or falsification of the content or appearance of this document is unlawful and offenders may be prosecuted to the fullest extent of the law. Unless otherwise stated the results shown in this test report refer only to the sample(s) tested and such sample(s) are retained for 30 days only.
Attention: To check the authenticity of testing /inspection report & certificate, please contact us at telephone: (86-755) 8307 1443, or email: CN.Doccheck@sgs.com

SGS-CSTC Standards Technical Services Co., Ltd. Shenzhen Branch Testing Center EEC Laboratory
No.1 Workshop, M-10, Middle Section, Science & Technology Park, Shenzhen, China 518057 t (86-755) 26012053 f (86-755) 26710594 www.sgsgroup.com.cn
中国·深圳·科技园中区M-10栋一号厂房 邮编: 518057 t (86-755) 26012053 f (86-755) 26710594 sgs.china@sgs.com

LTE Band 2:

Test position	BW.	Test mode	Test Ch./Freq.	Duty Cycle	SAR (W/kg) 1-g	Power Drift (dB)	Conducted power (dBm)	Tune up Limit (dBm)	Scaled factor	Scaled SAR (W/kg)	Product Specific 10-g SAR SAR Exclusion
Hotspot Test data(Separate 5mm 1RB)											
Front side	20	QPSK 1RB_99	18700/1860	1:1	0.588	-0.09	19.23	21.00	1.503	0.884	Yes
Back side	20	QPSK 1RB_99	18700/1860	1:1	0.978	0.00	19.23	21.00	1.503	1.470	No
Left side	20	QPSK 1RB_99	18700/1860	1:1	0.206	0.02	19.23	21.00	1.503	0.310	Yes
Right side	20	QPSK 1RB_99	18700/1860	1:1	0.059	0.09	19.23	21.00	1.503	0.088	Yes
Bottom side	20	QPSK 1RB_99	18700/1860	1:1	0.872	0.07	19.23	21.00	1.503	1.311	No
Back side	20	QPSK 1RB_99	18900/1880	1:1	0.753	0.06	19.10	21.00	1.549	1.166	Yes
Back side	20	QPSK 1RB_50	19100/1900	1:1	0.584	0.03	19.21	21.00	1.510	0.882	Yes
Bottom side	20	QPSK 1RB_99	18900/1880	1:1	0.874	-0.02	19.10	21.00	1.549	1.354	No
Bottom side	20	QPSK 1RB_50	19100/1900	1:1	0.747	0.04	19.21	21.00	1.510	1.128	Yes
Hotspot Test data (Separate 5mm 50%RB)											
Front side	20	QPSK 50RB_0	18700/1860	1:1	0.554	0.04	19.22	21.00	1.507	0.835	Yes
Back side	20	QPSK 50RB_0	18700/1860	1:1	0.975	0.02	19.22	21.00	1.507	1.469	No
Left side	20	QPSK 50RB_0	18700/1860	1:1	0.261	0.03	19.22	21.00	1.507	0.393	Yes
Right side	20	QPSK 50RB_0	18700/1860	1:1	0.059	0.03	19.22	21.00	1.507	0.088	Yes
Back side	20	QPSK 50RB_0	18900/1880	1:1	0.815	-0.01	19.21	21.00	1.510	1.231	No
Back side	20	QPSK 50RB_0	19100/1900	1:1	0.656	0.11	19.13	21.00	1.538	1.009	Yes
Bottom side	20	QPSK 50RB_0	18700/1860	1:1	1.090	0.01	19.22	21.00	1.507	1.642	No
Bottom side repeat	20	QPSK 50RB_0	18700/1860	1:1	1.120	0.05	19.22	21.00	1.507	**1.687**	No
Bottom side	20	QPSK 50RB_0	18900/1880	1:1	0.983	0.04	19.21	21.00	1.510	1.484	No
Bottom side	20	QPSK 50RB_0	19100/1900	1:1	0.809	0.03	19.13	21.00	1.538	1.244	No

LTE Band 4:

Test position	BW.	Test mode	Test Ch./Freq.	Duty Cycle	SAR (W/kg) 1-g	Power Drift (dB)	Conducted power (dBm)	Tune up Limit (dBm)	Scaled factor	Scaled SAR (W/kg)	Product Specific 10-g SAR SAR Exclusion
Hotspot Test data(Separate 5mm 1RB)											
Front side	20	QPSK 1RB_50	20300/1745	1:1	0.600	0.02	19.90	21.00	1.288	0.773	Yes
Back side	20	QPSK 1RB_50	20300/1745	1:1	0.944	0.09	19.90	21.00	1.288	1.216	No
Left side	20	QPSK 1RB_50	20300/1745	1:1	0.136	0.03	19.90	21.00	1.288	0.175	Yes
Right side	20	QPSK 1RB_50	20300/1745	1:1	0.099	0.01	19.90	21.00	1.288	0.128	Yes
Bottom side	20	QPSK 1RB_50	20300/1745	1:1	1.110	0.06	19.90	21.00	1.288	1.430	No
Back side	20	QPSK 1RB_50	20050/1720	1:1	0.822	0.11	19.35	21.00	1.462	1.202	No
Back side	20	QPSK 1RB_50	20175/1732.5	1:1	0.899	0.02	19.62	21.00	1.374	1.235	No
Bottom side	20	QPSK 1RB_50	20050/1720	1:1	0.947	0.03	19.35	21.00	1.462	1.385	No
Bottom side	20	QPSK 1RB_50	20175/1732.5	1:1	1.000	0.00	19.62	21.00	1.374	1.374	No
Hotspot Test data (Separate 5mm 50%RB)											
Front side	20	QPSK 50RB_50	20300/1745	1:1	0.608	0.03	19.73	21.00	1.340	0.815	Yes
Back side	20	QPSK 50RB_50	20300/1745	1:1	0.966	-0.03	19.73	21.00	1.340	1.294	No
Left side	20	QPSK 50RB_50	20300/1745	1:1	0.143	-0.02	19.73	21.00	1.340	0.192	Yes
Right side	20	QPSK 50RB_50	20300/1745	1:1	0.105	0.08	19.73	21.00	1.340	0.141	Yes
Bottom side	20	QPSK 50RB_50	20300/1745	1:1	1.140	0.02	19.73	21.00	1.340	1.527	No
Bottom side repeat	20	QPSK 50RB_50	20300/1745	1:1	1.100	-0.09	19.73	21.00	1.340	1.474	No
Back side	20	QPSK 50RB_50	20050/1720	1:1	0.831	-0.03	19.54	21.00	1.400	1.163	Yes
Back side	20	QPSK 50RB_50	20175/1732.5	1:1	0.906	0.03	19.51	21.00	1.409	1.277	No
Bottom side	20	QPSK 50RB_50	20050/1720	1:1	1.020	0.02	19.54	21.00	1.400	1.428	No
Bottom side	20	QPSK 50RB_50	20175/1732.5	1:1	1.080	0.02	19.51	21.00	1.409	1.522	No

Unless otherwise agreed in writing, this document is issued by the Company subject to its General Conditions of Service printed overleaf, available on request or accessible at http://www.sgs.com/en/Terms-and-Conditions.aspx and, for electronic format documents, subject to Terms and Conditions for Electronic Documents at http://www.sgs.com/en/Terms-and-Conditions/Terms-e-Document.aspx. Attention is drawn to the limitation of liability, indemnification and jurisdiction issues defined therein. Any holder of this document is advised that information contained hereon reflects the Company's findings at the time of its intervention only and within the limits of Client's instructions, if any. The Company's sole responsibility is to its Client and this document does not exonerate parties to a transaction from exercising all their rights and obligations under the transaction documents. This document cannot be reproduced except in full, without prior written approval of the Company. Any unauthorized alteration, forgery or falsification of the content or appearance of this document is unlawful and offenders may be prosecuted to the fullest extent of the law. Unless otherwise stated the results shown in this test report refer only to the sample(s) tested and such sample(s) are retained for 30 days only.
Attention: To check the authenticity of testing /inspection report & certificate, please contact us at telephone: (86-755) 8307 1443, or email: CN.Doccheck@sgs.com
SGS-CSTC Standards Technical Services Co., Ltd. Shenzhen Branch Testing Center EEC Laboratory
No.1 Workshop, M-10, Middle Section, Science & Technology Park, Shenzhen, China 518057 t (86-755) 26012053 f (86-755) 26710594 www.sgsgroup.com.cn
中国·深圳·科技园中区M-10栋一号厂房 邮编: 518057 t (86-755) 26012053 f (86-755) 26710594 sgs.china@sgs.com
Member of the SGS Group (SGS SA)

LTE Band 5:

Test position	BW.	Test mode	Test Ch./Freq.	Duty Cycle	SAR (W/kg) 1-g	Power Drift (dB)	Conducted power (dBm)	Tune up Limit (dBm)	Scaled factor	Scaled SAR (W/kg)	Product Specific 10-g SAR SAR Exclusion
Hotspot Test data(Separate 5mm 1RB)											
Front side	10	QPSK 1RB_49	20525/836.5	1:1	0.434	-0.01	23.19	24.00	1.205	0.523	Yes
Back side	10	QPSK 1RB_49	20525/836.5	1:1	1.020	-0.03	23.19	24.00	1.205	1.229	No
Left side	10	QPSK 1RB_49	20525/836.5	1:1	0.288	-0.01	23.19	24.00	1.205	0.347	Yes
Right side	10	QPSK 1RB_49	20525/836.5	1:1	0.278	-0.05	23.19	24.00	1.205	0.335	Yes
Bottom side	10	QPSK 1RB_49	20525/836.5	1:1	0.181	0.09	23.19	24.00	1.205	0.218	Yes
Back side	10	QPSK 1RB_49	20450/829	1:1	1.020	-0.01	23.18	24.00	1.208	1.232	No
Back side repeat	10	QPSK 1RB_49	20450/829	1:1	0.984	0.05	23.18	24.00	1.208	1.188	Yes
Back side	10	QPSK 1RB_49	20600/844	1:1	0.905	-0.01	23.11	24.00	1.227	1.111	Yes
Hotspot Test data (Separate 5mm 50%RB)											
Front side	10	QPSK 25RB_25	20450/829	1:1	0.398	0.06	22.14	23.00	1.219	0.485	Yes
Back side	10	QPSK 25RB_25	20450/829	1:1	0.787	0.06	22.14	23.00	1.219	0.959	Yes
Left side	10	QPSK 25RB_25	20450/829	1:1	0.266	0.04	22.14	23.00	1.219	0.324	Yes
Right side	10	QPSK 25RB_25	20450/829	1:1	0.260	-0.14	22.14	23.00	1.219	0.317	Yes
Bottom side	10	QPSK 25RB_25	20450/829	1:1	0.160	0.08	22.14	23.00	1.219	0.195	Yes
Back side	10	QPSK 25RB_25	20525/836.5	1:1	0.806	0.09	22.02	23.00	1.253	1.010	Yes
Back side	10	QPSK 25RB_25	20600/844	1:1	0.800	0.02	22.03	23.00	1.250	1.000	Yes

LTE Band 7:

Test position	BW.	Test mode	Test Ch./Freq.	Duty Cycle	SAR (W/kg) 1-g	Power Drift (dB)	Conducted power (dBm)	Tune up Limit (dBm)	Scaled factor	Scaled SAR (W/kg)	Product Specific 10-g SAR SAR Exclusion
Hotspot Test data(Separate 5mm 1RB)											
Front side	20	QPSK 1RB_99	20850/2510	1:1	0.318	0.15	19.48	20.00	1.127	0.358	Yes
Back side	20	QPSK 1RB_99	20850/2510	1:1	0.885	0.06	19.48	20.00	1.127	0.998	Yes
Left side	20	QPSK 1RB_99	20850/2510	1:1	0.128	0.03	19.48	20.00	1.127	0.144	Yes
Right side	20	QPSK 1RB_99	20850/2510	1:1	0.041	0.01	19.48	20.00	1.127	0.046	Yes
Back side	20	QPSK 1RB_99	21100/2535.5	1:1	0.980	0.09	19.41	20.00	1.146	1.123	Yes
Back side	20	QPSK 1RB_99	21350/2560	1:1	1.030	0.03	19.33	20.00	1.167	1.202	No
Bottom side	20	QPSK 1RB_99	20850/2510	1:1	1.160	-0.05	19.48	20.00	1.127	1.308	No
Bottom side	20	QPSK 1RB_99	21100/2535.5	1:1	1.160	-0.06	19.41	20.00	1.146	1.329	No
Bottom side	20	QPSK 1RB_99	21350/2560	1:1	1.220	-0.08	19.33	20.00	1.167	1.424	No
Bottom side-repeat	20	QPSK 1RB_99	21350/2560	1:1	1.190	-0.05	19.33	20.00	1.167	1.389	No
Hotspot Test data (Separate 5mm 50%RB)											
Front side	20	QPSK 50RB_50	20850/2510	1:1	0.321	0.02	19.47	20.00	1.130	0.363	Yes
Back side	20	QPSK 50RB_50	20850/2510	1:1	0.922	0.01	19.47	20.00	1.130	1.042	Yes
Left side	20	QPSK 50RB_50	20850/2510	1:1	0.128	0.01	19.47	20.00	1.130	0.145	Yes
Right side	20	QPSK 50RB_50	20850/2510	1:1	0.042	0.02	19.47	20.00	1.130	0.047	Yes
Back side	20	QPSK 50RB_50	21100/2535.5	1:1	0.981	-0.02	19.46	20.00	1.132	1.111	Yes
Back side	20	QPSK 50RB_50	21350/2560	1:1	1.140	-0.07	19.29	20.00	1.178	1.342	No
Bottom side	20	QPSK 50RB_50	20850/2510	1:1	1.050	0.03	19.47	20.00	1.130	1.186	Yes
Bottom side	20	QPSK 50RB_50	21100/2535.5	1:1	1.160	0.02	19.46	20.00	1.132	1.314	No
Bottom side	20	QPSK 50RB_50	21350/2560	1:1	1.180	0.02	19.29	20.00	1.178	1.390	No

Unless otherwise agreed in writing, this document is issued by the Company subject to its General Conditions of Service printed overleaf, available on request or accessible at http://www.sgs.com/en/Terms-and-Conditions.aspx and, for electronic format documents, subject to Terms and Conditions for Electronic Documents at http://www.sgs.com/en/Terms-and-Conditions/Terms-e-Document.aspx. Attention is drawn to the limitation of liability, indemnification and jurisdiction issues defined therein. Any holder of this document is advised that information contained hereon reflects the Company's findings at the time of its intervention only and within the limits of Client's instructions, if any. The Company's sole responsibility is to its Client and this document does not exonerate parties to a transaction from exercising all their rights and obligations under the transaction documents. This document cannot be reproduced except in full, without prior written approval of the Company. Any unauthorized alteration, forgery or falsification of the content or appearance of this document is unlawful and offenders may be prosecuted to the fullest extent of the law. Unless otherwise stated the results shown in this test report refer only to the sample(s) tested and such sample(s) are retained for 30 days only.
Attention: To check the authenticity of testing /inspection report & certificate, please contact us at telephone: (86-755) 8307 1443, or email: CN.Doccheck@sgs.com

SGS-CSTC Standards Technical Services Co., Ltd. Shenzhen Branch Testing Center EEC Laboratory
No.1 Workshop, M-10, Middle Section, Science & Technology Park, Shenzhen, China 518057 t (86-755) 26012053 f (86-755) 26710594 www.sgsgroup.com.cn
中国·深圳·科技园中区M-10栋一号厂房 邮编: 518057 t (86-755) 26012053 f (86-755) 26710594 sgs.china@sgs.com

LTE Band 66:

Test position	BW.	Test mode	Test Ch./Freq.	Duty Cycle	SAR (W/kg) 1-g	Power Drift (dB)	Conducted power (dBm)	Tune up Limit (dBm)	Scaled factor	Scaled SAR (W/kg)	Product Specific 10-g SAR SAR Exclusion
Hotspot Test data(Separate 5mm 1RB)											
Front side	20	QPSK 1RB_50	132322/1745	1:1	0.486	-0.03	19.83	20.50	1.167	0.567	Yes
Back side	20	QPSK 1RB_50	132322/1745	1:1	0.826	-0.06	19.83	20.50	1.167	0.964	Yes
Left side	20	QPSK 1RB_50	132322/1745	1:1	0.097	0.02	19.83	20.50	1.167	0.113	Yes
Right side	20	QPSK 1RB_50	132322/1745	1:1	0.097	0.01	19.83	20.50	1.167	0.113	Yes
Bottom side	20	QPSK 1RB_50	132322/1745	1:1	0.833	-0.08	19.83	20.50	1.167	0.972	Yes
Back side	20	QPSK 1RB_50	132072/1720	1:1	0.563	-0.01	19.73	20.50	1.194	0.672	Yes
Back side	20	QPSK 1RB_50	132572/1770	1:1	1.070	-0.01	19.74	20.50	1.191	1.275	No
Bottom side	20	QPSK 1RB_50	132072/1720	1:1	0.726	0.01	19.73	20.50	1.194	0.867	Yes
Bottom side	20	QPSK 1RB_50	132572/1770	1:1	0.933	0.05	19.74	20.50	1.191	1.111	Yes
Hotspot Test data (Separate 5mm 50%RB)											
Front side	20	QPSK 50RB_50	132322/1745	1:1	0.516	-0.05	19.58	20.50	1.236	0.638	Yes
Back side	20	QPSK 50RB_50	132322/1745	1:1	0.724	-0.03	19.58	20.50	1.236	0.895	Yes
Left side	20	QPSK 50RB_50	132322/1745	1:1	0.077	0.01	19.58	20.50	1.236	0.095	Yes
Right side	20	QPSK 50RB_50	132322/1745	1:1	0.105	0.02	19.58	20.50	1.236	0.130	Yes
Bottom side	20	QPSK 50RB_50	132322/1745	1:1	0.847	0.03	19.58	20.50	1.236	1.047	Yes
Back side	20	QPSK 50RB_50	132072/1720	1:1	0.782	0.01	19.54	20.50	1.247	0.975	Yes
Back side	20	QPSK 50RB_50	132572/1770	1:1	1.110	0.01	19.55	20.50	1.245	1.381	No
Back side repeat	20	QPSK 50RB_50	132572/1770	1:1	1.020	-0.08	19.55	20.50	1.245	1.269	No
Bottom side	20	QPSK 50RB_50	132072/1720	1:1	0.809	0.03	19.54	20.50	1.247	1.009	Yes
Bottom side	20	QPSK 50RB_50	132572/1770	1:1	0.968	-0.01	19.55	20.50	1.245	1.205	No

Unless otherwise agreed in writing, this document is issued by the Company subject to its General Conditions of Service printed overleaf, available on request or accessible at http://www.sgs.com/en/Terms-and-Conditions.aspx and, for electronic format documents, subject to Terms and Conditions for Electronic Documents at http://www.sgs.com/en/Terms-and-Conditions/Terms-e-Document.aspx. Attention is drawn to the limitation of liability, indemnification and jurisdiction issues defined therein. Any holder of this document is advised that information contained hereon reflects the Company's findings at the time of its intervention only and within the limits of Client's instructions, if any. The Company's sole responsibility is to its Client and this document does not exonerate parties to a transaction from exercising all their rights and obligations under the transaction documents. This document cannot be reproduced except in full, without prior written approval of the Company. Any unauthorized alteration, forgery or falsification of the content or appearance of this document is unlawful and offenders may be prosecuted to the fullest extent of the law. Unless otherwise stated the results shown in this test report refer only to the sample(s) tested and such sample(s) are retained for 30 days only.
Attention: To check the authenticity of testing /inspection report & certificate, please contact us at telephone: (86-755) 8307 1443, or email: CN.Doccheck@sgs.com

6 SAR System Verification Procedure

6.1 Tissue Simulate Liquid

6.1.1 Recipes for Tissue Simulate Liquid

The bellowing tables give the recipes for tissue simulating liquids to be used in different frequency bands：

Ingredients (% by weight)	Frequency (MHz)				
	450	700-900	1750-2000	2300-2500	2500-2700
Water	38.56	40.30	55.24	55.00	54.92
Salt (NaCl)	3.95	1.38	0.31	0.2	0.23
Sucrose	56.32	57.90	0	0	0
HEC	0.98	0.24	0	0	0
Bactericide	0.19	0.18	0	0	0
Tween	0	0	44.45	44.80	44.85
Salt: 99+% Pure Sodium Chloride Water: De-ionized, 16 MΩ+ resistivity Tween: Polyoxyethylene (20) sorbitan monolaurate			Sucrose: 98+% Pure Sucrose HEC: Hydroxyethyl Cellulose		
HSL5GHz is composed of the following ingredients： Water：50-65% Mineral oil：10-30% Emulsifiers：8-25% Sodium salt：0-1.5%					

Table 3： Recipe of Tissue Simulate Liquid

Unless otherwise agreed in writing, this document is issued by the Company subject to its General Conditions of Service printed overleaf, available on request or accessible at http://www.sgs.com/en/Terms-and-Conditions.aspx and, for electronic format documents, subject to Terms and Conditions for Electronic Documents at http://www.sgs.com/en/Terms-and-Conditions/Terms-e-Document.aspx. Attention is drawn to the limitation of liability, indemnification and jurisdiction issues defined therein. Any holder of this document is advised that information contained hereon reflects the Company's findings at the time of its intervention only and within the limits of Client's instructions, if any. The Company's sole responsibility is to its Client and this document does not exonerate parties to a transaction from exercising all their rights and obligations under the transaction documents. This document cannot be reproduced except in full, without prior written approval of the Company. Any unauthorized alteration, forgery or falsification of the content or appearance of this document is unlawful and offenders may be prosecuted to the fullest extent of the law. Unless otherwise stated the results shown in this test report refer only to the sample(s) tested and such sample(s) are retained for 30 days only.
Attention: To check the authenticity of testing /inspection report & certificate, please contact us at telephone: (86-755) 8307 1443, or email: CN.Doccheck@sgs.com
SGS-CSTC Standards Technical Services Co.,Ltd. Shenzhen Branch Testing Center EEC Laboratory
No.1 Workshop, M-10, Middle Section, Science & Technology Park, Shenzhen, China 518057 t (86-755) 26012053 f (86-755) 26710594 www.sgsgroup.com.cn
中国·深圳·科技园中区M-10栋一号厂房 邮编: 518057 t (86-755) 26012053 f (86-755) 26710594 sgs.china@sgs.com
Member of the SGS Group (SGS SA)

6.1.2 Measurement for Tissue Simulate Liquid

The dielectric properties for this Tissue Simulate Liquids were measured by using the Agilent Model 85070E Dielectric Probe in conjunction with Agilent E5071C Network Analyzer (300 KHz-8500 MHz). The Conductivity (σ) and Permittivity (ρ) are listed in bellow table. For the SAR measurement given in this report. The temperature variation of the Tissue Simulate Liquids was 22±2°C.

Tissue Type	Measured Frequency (MHz)	Target Tissue (±5%)		Measured Tissue		Liquid Temp.	Measured Date
		ε_r	σ(S/m)	ε_r	σ(S/m)	(℃)	
835 Head	835	41.5 (39.43~43.58)	0.90 (0.86~0.95)	42.233	0.904	22.1	2020/6/28
835 Head	835	41.5 (39.43~43.58)	0.90 (0.86~0.95)	41.299	0.901	22.1	2020/7/18
1750 Head	1750	40.1 38.10~42.11)	1.37 (1.30~1.44)	40.419	1.345	22.2	2020/7/5
1750 Head	1750	40.1 (38.10~42.11)	1.37 (1.30~1.44)	39.139	1.360	22.2	2020/7/10
1750 Head	1750	40.1 (38.10~42.11)	1.37 (1.30~1.44)	40.591	1.331	22.2	2020/7/14
1750 Head	1750	40.1 (38.10~42.11)	1.37 (1.30~1.44)	40.794	1.330	22.2	2020/7/16
1900 Head	1900	40.0 38.00~42.00)	1.40 (1.33~1.47)	41.472	1.426	22.3	2020/7/6
1900 Head	1900	40.0 (38.00~42.00)	1.40 (1.33~1.47)	40.828	1.408	22.3	2020/7/15
1900 Head	1900	40.0 (38.00~42.00)	1.40 (1.33~1.47)	41.790	1.413	22.3	2020/7/18
2450 Head	2450	39.20 (37.24~41.16)	1.80 (1.71~1.89)	38.552	1.808	22.0	2020/7/19
2600 Head	2600	39.0 (37.05~40.95)	1.96 (1.86~2.06)	38.833	1.934	22.1	2020/7/19

Table 4： Measurement result of Tissue electric parameters

Unless otherwise agreed in writing, this document is issued by the Company subject to its General Conditions of Service printed overleaf, available on request or accessible at http://www.sgs.com/en/Terms-and-Conditions.aspx and, for electronic format documents, subject to Terms and Conditions for Electronic Documents at http://www.sgs.com/en/Terms-and-Conditions/Terms-e-Document.aspx. Attention is drawn to the limitation of liability, indemnification and jurisdiction issues defined therein. Any holder of this document is advised that information contained hereon reflects the Company's findings at the time of its intervention only and within the limits of Client's instructions, if any. The Company's sole responsibility is to its Client and this document does not exonerate parties to a transaction from exercising all their rights and obligations under the transaction documents. This document cannot be reproduced except in full, without prior written approval of the Company. Any unauthorized alteration, forgery or falsification of the content or appearance of this document is unlawful and offenders may be prosecuted to the fullest extent of the law. Unless otherwise stated the results shown in this test report refer only to the sample(s) tested and such sample(s) are retained for 30 days only.
Attention: To check the authenticity of testing /inspection report & certificate, please contact us at telephone: (86-755) 8307 1443, or email: CN.Doccheck@sgs.com
SGS-CSTC Standards Technical Services Co.,Ltd. Shenzhen Branch Testing Center EEC Laboratory
No.1 Workshop, M-10, Middle Section, Science & Technology Park, Shenzhen, China 518057 t (86-755) 26012053 f (86-755) 26710594 www.sgsgroup.com.cn
中国·深圳·科技园中区M-10栋一号厂房 邮编: 518057 t (86-755) 26012053 f (86-755) 26710594 sgs.china@sgs.com
Member of the SGS Group (SGS SA)

6.2 SAR System Check

The microwave circuit arrangement for system Check is sketched in F-12. The daily system accuracy verification occurs within the flat section of the SAM phantom. A SAR measurement was performed to see if the measured SAR was within +/- 10% from the target SAR values. The tests were conducted on the same days as the measurement of the EUT. The obtained results from the system accuracy verification are displayed in the following table (A power level of 250mW (below 3GHz) or 100mW (3-6GHz) was input to the dipole antenna). During the tests, the ambient temperature of the laboratory was in the range 22±2°C, the relative humidity was in the range 60% and the liquid depth above the ear reference points was above 15±0.5 cm in all the cases. It is seen that the system is operating within its specification, as the results are within acceptable tolerance of the reference values.

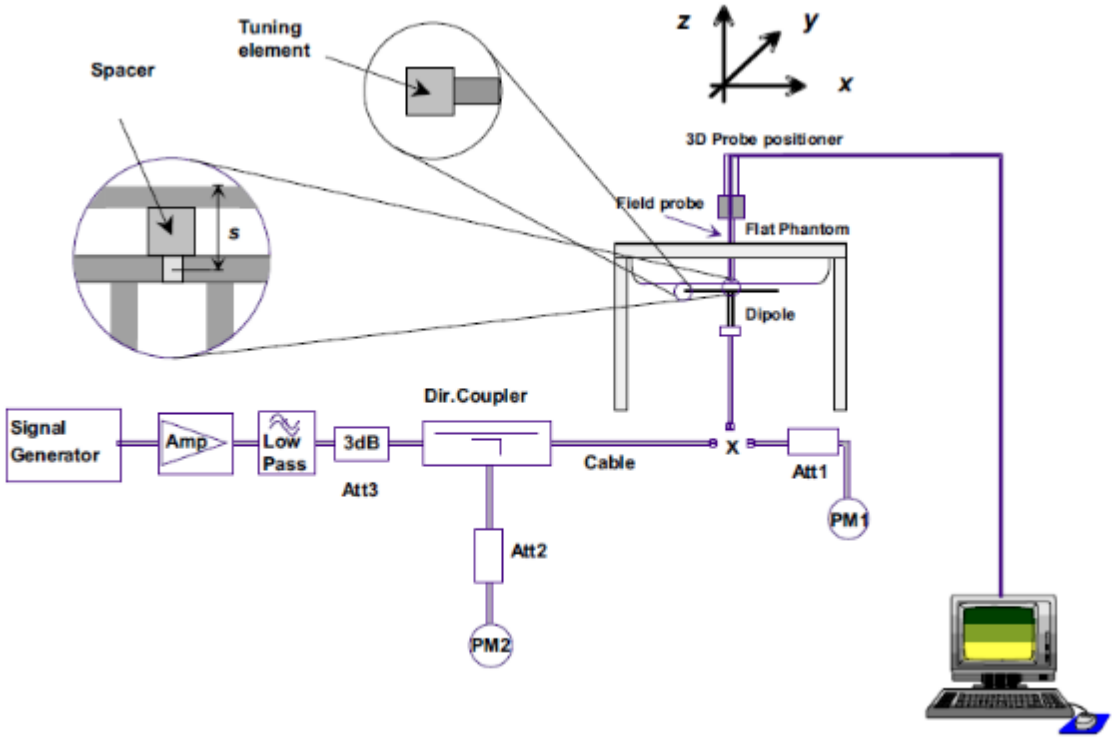

F-12. the microwave circuit arrangement used for SAR system check

Unless otherwise agreed in writing, this document is issued by the Company subject to its General Conditions of Service printed overleaf, available on request or accessible at http://www.sgs.com/en/Terms-and-Conditions.aspx and, for electronic format documents, subject to Terms and Conditions for Electronic Documents at http://www.sgs.com/en/Terms-and-Conditions/Terms-e-Document.aspx. Attention is drawn to the limitation of liability, indemnification and jurisdiction issues defined therein. Any holder of this document is advised that information contained hereon reflects the Company's findings at the time of its intervention only and within the limits of Client's instructions, if any. The Company's sole responsibility is to its Client and this document does not exonerate parties to a transaction from exercising all their rights and obligations under the transaction documents. This document cannot be reproduced except in full, without prior written approval of the Company. Any unauthorized alteration, forgery or falsification of the content or appearance of this document is unlawful and offenders may be prosecuted to the fullest extent of the law. Unless otherwise stated the results shown in this test report refer only to the sample(s) tested and such sample(s) are retained for 30 days only.
Attention: To check the authenticity of testing /inspection report & certificate, please contact us at telephone: (86-755) 8307 1443, or email: CN.Doccheck@sgs.com
SGS-CSTC Standards Technical Services Co.,Ltd. Shenzhen Branch Testing Center EEC Laboratory
No.1 Workshop, M-10, Middle Section, Science & Technology Park, Shenzhen, China 518057 t (86-755) 26012053 f (86-755) 26710594 www.sgsgroup.com.cn
中国·深圳·科技园中区M-10栋一号厂房 邮编: 518057 t (86-755) 26012053 f (86-755) 26710594 sgs.china@sgs.com
Member of the SGS Group (SGS SA)

6.2.1 Summary System Check Result(s)

Validation Kit		Measured SAR 250mW	Measured SAR 250mW	Measured SAR (normalized to 1W)	Measured SAR (normalized to 1W)	Target SAR (normalized to 1W) (±10%)	Target SAR (normalized to 1W) (±10%)	Liquid Temp. (℃)	Measured Date
		1g (W/kg)	10g (W/kg)	1g (W/kg)	10g (W/kg)	1-g(W/kg)	10-g(W/kg)		
D835V2	Head	2.53	1.65	10.12	6.60	9.64 (8.68~10.60)	6.29 (5.66~6.92)	22.1	2020/6/28
D835V2	Head	2.50	1.63	10.00	6.52	9.64 (8.68~10.60)	6.29 (5.66~6.92)	22.1	2020/7/18
D1750V2	Head	8.63	4.65	34.52	18.60	36.3 (32.67~39.93)	19.2 (17.28~21.12)	22.2	2020/7/5
D1750V2	Head	9.45	5.03	37.80	20.12	36.3 (32.67~39.93)	19.2 (17.28~21.12)	22.2	2020/7/10
D1750V2	Head	9.26	4.93	37.04	19.72	36.3 (32.67~39.93)	19.2 (17.28~21.12)	22.2	2020/7/14
D1750V2	Head	9.24	4.91	36.96	19.64	36.3 (32.67~39.93)	19.2 (17.28~21.12)	22.2	2020/7/16
D1900V2	Head	10.60	5.45	42.40	21.80	39.3 (35.37~43.23)	20.2 (18.18~22.22)	22.3	2020/7/6
D1900V2	Head	10.40	5.38	41.60	21.52	39.3 (35.37~43.23)	20.2 (18.18~22.22)	22.3	2020/7/15
D1900V2	Head	10.50	5.41	42.00	21.64	39.3 (35.37~43.23)	20.2 (18.18~22.22)	22.3	2020/7/18
D2450V2	Head	13.20	6.10	52.80	24.40	51.9 (46.71~57.09)	23.8 (21.42~26.18)	22.0	2020/7/19
D2600V2	Head	13.40	5.98	53.60	23.92	56.8 (51.12~62.48)	24.9 (22.41~27.39)	22.1	2020/7/19

Table 5： SAR System Check Result

6.2.2 Detailed System Check Results

Please see the Appendix A

Unless otherwise agreed in writing, this document is issued by the Company subject to its General Conditions of Service printed overleaf, available on request or accessible at http://www.sgs.com/en/Terms-and-Conditions.aspx and, for electronic format documents, subject to Terms and Conditions for Electronic Documents at http://www.sgs.com/en/Terms-and-Conditions/Terms-e-Document.aspx. Attention is drawn to the limitation of liability, indemnification and jurisdiction issues defined therein. Any holder of this document is advised that information contained hereon reflects the Company's findings at the time of its intervention only and within the limits of Client's instructions, if any. The Company's sole responsibility is to its Client and this document does not exonerate parties to a transaction from exercising all their rights and obligations under the transaction documents. This document cannot be reproduced except in full, without prior written approval of the Company. Any unauthorized alteration, forgery or falsification of the content or appearance of this document is unlawful and offenders may be prosecuted to the fullest extent of the law. Unless otherwise stated the results shown in this test report refer only to the sample(s) tested and such sample(s) are retained for 30 days only.
Attention: To check the authenticity of testing /inspection report & certificate, please contact us at telephone: (86-755) 8307 1443, or email: CN.Doccheck@sgs.com
SGS-CSTC Standards Technical Services Co.,Ltd. Shenzhen Branch Testing Center EEC Laboratory
No.1 Workshop, M-10, Middle Section, Science & Technology Park, Shenzhen, China 518057 t (86-755) 26012053 f (86-755) 26710594 www.sgsgroup.com.cn
中国·深圳·科技园中区M-10栋一号厂房 邮编: 518057 t (86-755) 26012053 f (86-755) 26710594 sgs.china@sgs.com
Member of the SGS Group (SGS SA)

7 Test Configuration

7.1 3G SAR Test Reduction Procedure

According to KDB 941225D01, in the following procedures, the mode tested for SAR is referred to as the primary mode. The equivalent modes considered for SAR test reduction are denoted as secondary modes. Both primary and secondary modes must be in the same frequency band. When the maximum output power and tune-up tolerance specified for production units in a secondary mode is ≤ ¼ dB higher than the primary mode or when the highest reported SAR of the primary mode is scaled by the ratio of specified maximum output power and tune-up tolerance of secondary to primary mode and the adjusted SAR is ≤ 1.2 W/kg, SAR measurement is not required for the secondary mode. This is referred to as the 3G SAR test reduction procedure in the following SAR test guidance, where the primary mode is identified in the applicable wireless mode test procedures and the secondary mode is wireless mode being considered for SAR test reduction by that procedure. When the 3G SAR test reduction procedure is not satisfied, it is identified as “otherwise” in the applicable procedures; SAR measurement is required for the secondary mode.

7.2 Operation Configurations

7.2.1 GSM Test Configuration

SAR tests for GSM 850 and GSM 1900, a communication link is set up with a base station by air link. Using CMW500 the power lever is set to “5”and “0” in SAR of GSM 850 and GSM 1900. The tests in the band of GSM 850 and GSM 1900 are performed in the mode of GPRS/EGPRS function. Since the GPRS class is 12 for this EUT, it has at most 4 timeslots in uplink and at most 4 timeslots in downlink, the maximum total timeslot is 5. The EGPRS class is 12 for this EUT, it has at most 4 timeslots in uplink, and at most 4 timeslots in downlink, the maximum total timeslot is 5.

SAR test reduction for GPRS and EDGE modes is determined by the source-based time-averaged output power specified for production units, including tune-up tolerance. The data mode with highest specified time-averaged output power should be tested for SAR compliance in the applicable exposure conditions. For modes with the same specified maximum output power and tolerance, the higher number time-slot configuration should be tested.

When SAR tests for EGPRS mode is necessary, GMSK modulation should be used to minimize SAR measurement error due to higher peak-to-average power (PAR) ratios inherent in 8-PSK.

The 3G SAR test reduction procedure is applied to 8-PSK EDGE with GMSK GPRS/EDGE as the primary mode

Unless otherwise agreed in writing, this document is issued by the Company subject to its General Conditions of Service printed overleaf, available on request or accessible at http://www.sgs.com/en/Terms-and-Conditions.aspx and, for electronic format documents, subject to Terms and Conditions for Electronic Documents at http://www.sgs.com/en/Terms-and-Conditions/Terms-e-Document.aspx. Attention is drawn to the limitation of liability, indemnification and jurisdiction issues defined therein. Any holder of this document is advised that information contained hereon reflects the Company's findings at the time of its intervention only and within the limits of Client's instructions, if any. The Company's sole responsibility is to its Client and this document does not exonerate parties to a transaction from exercising all their rights and obligations under the transaction documents. This document cannot be reproduced except in full, without prior written approval of the Company. Any unauthorized alteration, forgery or falsification of the content or appearance of this document is unlawful and offenders may be prosecuted to the fullest extent of the law. Unless otherwise stated the results shown in this test report refer only to the sample(s) tested and such sample(s) are retained for 30 days only.
Attention: To check the authenticity of testing /inspection report & certificate, please contact us at telephone: (86-755) 8307 1443, or email: CN.Doccheck@sgs.com
SGS-CSTC Standards Technical Services Co.,Ltd. Shenzhen Branch Testing Center EEC Laboratory
No.1 Workshop, M-10, Middle Section, Science & Technology Park, Shenzhen, China 518057 t (86-755) 26012053 f (86-755) 26710594 www.sgsgroup.com.cn
中国·深圳·科技园中区M-10栋一号厂房 邮编: 518057 t (86-755) 26012053 f (86-755) 26710594 sgs.china@sgs.com
Member of the SGS Group (SGS SA)

7.2.2 WCDMA Test Configuration

1）. Output Power Verification

Maximum output power is verified on the high, middle and low channels according to procedures described in section 5.2 of 3GPP TS 34.121, using the appropriate RMC or AMR with TPC (transmit power control) set to all "1's" for WCDMA/HSDPA or by applying the required inner loop power control procedures to maintain maximum output power while HSUPA is active. Results for all applicable physical channel configurations (DPCCH, DPDCHn and spreading codes, HSDPA, HSPA) are required in the SAR report. All configurations that are not supported by the handset or cannot be measured due to technical or equipment limitations must be clearly identified.

2）. Head SAR

SAR for next to the ear head exposure is measured using a 12.2 kbps RMC with TPC bits configured to all "1's". The 3G SAR test reduction procedure is applied to AMR configurations with 12.2 kbps RMC as the primary mode. Otherwise, SAR is measured for 12.2 kbps AMR in 3.4 kbps SRB (signaling radio bearer) using the highest reported SAR configuration in 12.2 kbps RMC for head exposure

3）. Body SAR

SAR for body configurations is measured using a 12.2 kbps RMC with TPC bits configured to all "1's". The 3G SAR test reduction procedure is applied to other spreading codes and multiple DPDCHn configurations supported by the handset with 12.2 kbps RMC as the primary mode. Otherwise, SAR is measured using an applicable RMC configuration with the corresponding spreaing code or DPDCHn, for the highest reported body-worn accessory exposure SAR configuration in 12.2 kbps RMC. When more than 2 DPDCHn are supported by the handset, it may be necessary to configure additional DPDCHn using FTM (Factory Test Mode) or other chipset based test approaches with parameters similar to those used in 384 kbps and 768 kbps RMC.

4）. HSDPA / HSUPA / DC-HSDPA

According to KDB 941225 D01v03, RMC 12.2kbps setting is used to evaluate SAR. If the maximum output power and tune-up tolerance specified for production units in HSDPA / HSUPA / DC-HSDPA is ≤ ¼ dB higher than RMC 12.2Kbps or when the highest reported SAR of the RMC12.2Kbps is scaled by the ratio of specified maximum output power and tune-up tolerance of HSDPA / HSUPA / DC-HSDPA to RMC12.2Kbps and the adjusted SAR is ≤ 1.2 W/kg, SAR measurement is not required for HSDPA / HSUPA / DC-HSDPA

a) HSDPA

HSDPA is configured according to the applicable UE category of a test device. The number of HS-DSCH/HS-PDSCHs, HARQ processes, minimum inter-TTI interval, transport block sizes and RV coding sequence are defined by the H-set. To maintain a consistent test configuration and stable transmission conditions, QPSK is used in the H-set for SAR testing. HS-DPCCH should be configured with a CQI feedback cycle of 4 ms and a CQI repetition factor of 2 to maintain a constant rate of active CQI slots. DPCCH and DPDCH gain factors(βc, βd), and HS-DPCCH power offset parameters (ΔACK, ΔNACK, ΔCQI) are set according to values indicated in the following table The CQI value is determined by the UE category, transport block size, number of HS-PDSCHs and modulation used in the H-set.

Unless otherwise agreed in writing, this document is issued by the Company subject to its General Conditions of Service printed overleaf, available on request or accessible at http://www.sgs.com/en/Terms-and-Conditions.aspx and, for electronic format documents, subject to Terms and Conditions for Electronic Documents at http://www.sgs.com/en/Terms-and-Conditions/Terms-e-Document.aspx. Attention is drawn to the limitation of liability, indemnification and jurisdiction issues defined therein. Any holder of this document is advised that information contained hereon reflects the Company's findings at the time of its intervention only and within the limits of Client's instructions, if any. The Company's sole responsibility is to its Client and this document does not exonerate parties to a transaction from exercising all their rights and obligations under the transaction documents. This document cannot be reproduced except in full, without prior written approval of the Company. Any unauthorized alteration, forgery or falsification of the content or appearance of this document is unlawful and offenders may be prosecuted to the fullest extent of the law. Unless otherwise stated the results shown in this test report refer only to the sample(s) tested and such sample(s) are retained for 30 days only.
Attention: To check the authenticity of testing /inspection report & certificate, please contact us at telephone: (86-755) 8307 1443, or email: CN.Doccheck@sgs.com
SGS-CSTC Standards Technical Services Co.,Ltd. Shenzhen Branch Testing Center EEC Laboratory
No.1 Workshop, M-10, Middle Section, Science & Technology Park, Shenzhen, China 518057 t (86-755) 26012053 f (86-755) 26710594 www.sgsgroup.com.cn
中国·深圳·科技园中区M-10栋一号厂房 邮编: 518057 t (86-755) 26012053 f (86-755) 26710594 sgs.china@sgs.com
Member of the SGS Group (SGS SA)

Sub-test	βc	Bd	βd(SF)	βc/βd	βhs	CM(dB)	MPR (dB)
1	2/15	15/15	64	2/15	4/15	0.0	0
2	12/15(3)	15/15(3)	64	12/15(3)	24/15	1.0	0
3	15/15	8/15	64	15/8	30/15	1.5	0.5
4	15/15	4/15	64	15/4	30/15	1.5	0.5

Note1: △ACK, △NACK and △CQI= 8 Ahs = βhs/βc=30/15 βhs=30/15*βc
Note2:For the HS-DPCCH power mask requirement test in clause 5.2C,5.7A,and the Error Vector Magnitude(EVM) with HS-DPCCH test in clause 5.13.1.A,and HSDPA EVM with phase discontinuity in clause 5.13.1AA, △ACK and △NACK= 8 (Ahs=30/15) with βhs=30/15*βc,and △CQI=
7 (Ahs=24/15) with βhs=24/15*βc.
Note3: CM=1 forβc/βd =12/15, βhs/βc=24/15. For all other combinations of DPDCH, DPCCH and HS-DPCCH the MPR is based on the relative CM difference. This is applicable for only UEs that support HSDPA in release 6 and later releases.

The measurements were performed with a Fixed Reference Channel (FRC) and H-Set 1 QPSK.

Parameter	Value
Nominal average inf. bit rate	534 kbit/s
Inter-TTI Distance	3 TTI"s
Number of HARQ Processes	2 Processes
Information Bit Payload	3202 Bits
MAC-d PDU size	336 Bits
Number Code Blocks	1 Block
Binary Channel Bits Per TTI	4800 Bits
Total Available SMLs in UE	19200 SMLs
Number of SMLs per HARQ Process	9600 SMLs
Coding Rate	0.67
Number of Physical Channel Codes	5

Table 6： settings of required H-Set 1 QPSK acc. to 3GPP 34.121

Unless otherwise agreed in writing, this document is issued by the Company subject to its General Conditions of Service printed overleaf, available on request or accessible at http://www.sgs.com/en/Terms-and-Conditions.aspx and, for electronic format documents, subject to Terms and Conditions for Electronic Documents at http://www.sgs.com/en/Terms-and-Conditions/Terms-e-Document.aspx. Attention is drawn to the limitation of liability, indemnification and jurisdiction issues defined therein. Any holder of this document is advised that information contained hereon reflects the Company's findings at the time of its intervention only and within the limits of Client's instructions, if any. The Company's sole responsibility is to its Client and this document does not exonerate parties to a transaction from exercising all their rights and obligations under the transaction documents. This document cannot be reproduced except in full, without prior written approval of the Company. Any unauthorized alteration, forgery or falsification of the content or appearance of this document is unlawful and offenders may be prosecuted to the fullest extent of the law. Unless otherwise stated the results shown in this test report refer only to the sample(s) tested and such sample(s) are retained for 30 days only.
Attention: To check the authenticity of testing /inspection report & certificate, please contact us at telephone: (86-755) 8307 1443, or email: CN.Doccheck@sgs.com
SGS-CSTC Standards Technical Services Co.,Ltd. Shenzhen Branch Testing Center EEC Laboratory
No.1 Workshop, M-10, Middle Section, Science & Technology Park, Shenzhen, China 518057 t (86-755) 26012053 f (86-755) 26710594 www.sgsgroup.com.cn
中国·深圳·科技园中区M-10栋一号厂房 邮编: 518057 t (86-755) 26012053 f (86-755) 26710594 sgs.china@sgs.com
Member of the SGS Group (SGS SA)

HS-DSCH Category	Maximum HS-DSCH Codes Received	Minimum Inter-TTI Interval	MaximumH S-DSCH Transport BlockBits/HS-DSCH TTI	Total Soft Channel Bits
1	5	3	7298	19200
2	5	3	7298	28800
3	5	2	7298	28800
4	5	2	7298	38400
5	5	1	7298	57600
6	5	1	7298	67200
7	10	1	14411	115200
8	10	1	14411	134400
9	15	1	25251	172800
10	15	1	27952	172800
11	5	2	3630	14400
12	5	1	3630	28800
13	15	1	34800	259200
14	15	1	42196	259200
15	15	1	23370	345600
16	15	1	27952	345600

Table 7： HSDPA UE category

b) <u>HSUPA</u>

Due to inner loop power control requirements in HSUPA, a commercial communication test set should be used for the output power and SAR tests. The 12.2 kbps RMC, FRC H-set 1 and E-DCH configurations for HSUPA should be configured according to the values indicated below as well as other applicable procedures described in the „WCDMA Handset" and „Release 5 HSUPA Data Device" sections of 3G device.

Unless otherwise agreed in writing, this document is issued by the Company subject to its General Conditions of Service printed overleaf, available on request or accessible at http://www.sgs.com/en/Terms-and-Conditions.aspx and, for electronic format documents, subject to Terms and Conditions for Electronic Documents at http://www.sgs.com/en/Terms-and-Conditions/Terms-e-Document.aspx. Attention is drawn to the limitation of liability, indemnification and jurisdiction issues defined therein. Any holder of this document is advised that information contained hereon reflects the Company's findings at the time of its intervention only and within the limits of Client's instructions, if any. The Company's sole responsibility is to its Client and this document does not exonerate parties to a transaction from exercising all their rights and obligations under the transaction documents. This document cannot be reproduced except in full, without prior written approval of the Company. Any unauthorized alteration, forgery or falsification of the content or appearance of this document is unlawful and offenders may be prosecuted to the fullest extent of the law. Unless otherwise stated the results shown in this test report refer only to the sample(s) tested and such sample(s) are retained for 30 days only.
Attention: To check the authenticity of testing /inspection report & certificate, please contact us at telephone: (86-755) 8307 1443, or email: CN.Doccheck@sgs.com
SGS-CSTC Standards Technical Services Co.,Ltd. Shenzhen Branch Testing Center EEC Laboratory
No.1 Workshop, M-10, Middle Section, Science & Technology Park, Shenzhen, China 518057 t (86-755) 26012053 f (86-755) 26710594 www.sgsgroup.com.cn
中国·深圳·科技园中区M-10栋一号厂房 邮编: 518057 t (86-755) 26012053 f (86-755) 26710594 sgs.china@sgs.com
Member of the SGS Group (SGS SA)

Sub-test	β_c	β_d	β_d (SF)	β_c/β_d	β_{hs}(1)	β_{ec}	β_{ed}	β_{ec} (SF)	β_{ed} (code)	CM(2) (dB)	MPR (dB)	AG(4) Index	E-TFCI
1	11/15(3)	15/15(3)	64	11/15(3)	22/15	209/225	1039/225	4	1	1.0	0.0	20	75
2	6/15	15/15	64	6/15	12/15	12/15	94/75	4	1	3.0	2.0	12	67
3	15/15	9/15	64	15/9	30/15	30/15	β_{ed1}:47/15 β_{ed2}:47/15	4	2	2.0	1.0	15	92
4	2/15	15/15	64	2/15	4/15	2/15	56/75	4	1	3.0	2.0	17	71
5	15/15(4)	15/15(4)	64	15/15(4)	30/15	24/15	134/15	4	1	1.0	0.0	21	81

Note 1: Δ ACK, Δ NACK and Δ CQI = 8 $A_{hs} = \beta_{hs}/\beta_c = 30/15$ $\beta_{hs} = 30/15 * \beta_c$

Note 2: CM = 1 for $\beta_c/\beta_d = 12/15$, $\beta_{hs}/\beta_c = 24/15$. For all other combinations of DPDCH, DPCCH, HS-DPCCH, E-DPDCH and E-DPCCH the MPR is based on the relative CM difference

Note 3 : For subtest 1 the β_c/β_d ratio of 11/15 for the TFC during the measurement period (TF1, TF0) is achieved by setting the signalled gain factors for the reference TFC (TF1, TF1) to $\beta_c = 10/15$ and $\beta_d = 15/15$

Note 4 : For subtest 5 the β_c/β_d ratio of 15/15 for the TFC during the measurement period (TF1, TF0) is achieved by setting the signalled gain factors for the reference TFC (TF1, TF1) to $\beta_c = 14/15$ and $\beta_d = 15/15$

Note 5 : Testing UE using E-DPDCH Physical Layer category 1 Sub-test 3 is not required according to TS 25.306 Table 5.1g

Note 6: β_{ed} can not be set directly; it is set by Absolute Grant Value.

Table 8： Subtests for UMTS Release 6 HSUPA

UE E-DCH Category	Maximum E-DCH Codes Transmitted	Number of HARQ Processes	E-DCH TTI(ms)	Minimum Speading Factor	Maximum E-DCH Transport Block Bits	Max Rate (Mbps)
1	1	4	10	4	7110	0.7296
2	2	8	2	4	2798	1.4592
	2	4	10	4	14484	
3	2	4	10	4	14484	1.4592
4	2	8	2	2	5772	2.9185
	2	4	10	2	20000	2.00
5	2	4	10	2	20000	2.00
6 (No DPDCH)	4	8	10	2SF2&2SF4	11484	5.76
	4	4	2		20000	2.00
7 (No DPDCH)	4	8	2	2SF2&2SF4	22996	?
	4	4	10		20000	?

NOTE: When 4 codes are transmitted in parallel, two codes shall be transmitted with SF2 and two with SF4.UE categories 1 to 6 support QPSK only. UE category 7 supports QPSK and 16QAM.(TS25.306-7.3.0).

Table 9： HSUPA UE category

Unless otherwise agreed in writing, this document is issued by the Company subject to its General Conditions of Service printed overleaf, available on request or accessible at http://www.sgs.com/en/Terms-and-Conditions.aspx and, for electronic format documents, subject to Terms and Conditions for Electronic Documents at http://www.sgs.com/en/Terms-and-Conditions/Terms-e-Document.aspx. Attention is drawn to the limitation of liability, indemnification and jurisdiction issues defined therein. Any holder of this document is advised that information contained hereon reflects the Company's findings at the time of its intervention only and within the limits of Client's instructions, if any. The Company's sole responsibility is to its Client and this document does not exonerate parties to a transaction from exercising all their rights and obligations under the transaction documents. This document cannot be reproduced except in full, without prior written approval of the Company. Any unauthorized alteration, forgery or falsification of the content or appearance of this document is unlawful and offenders may be prosecuted to the fullest extent of the law. Unless otherwise stated the results shown in this test report refer only to the sample(s) tested and such sample(s) are retained for 30 days only.
Attention: To check the authenticity of testing /inspection report & certificate, please contact us at telephone: (86-755) 8307 1443, or email: CN.Doccheck@sgs.com

SGS-CSTC Standards Technical Services Co.,Ltd. Shenzhen Branch Testing Center EEC Laboratory
No.1 Workshop, M-10, Middle Section, Science & Technology Park, Shenzhen, China 518057 t (86-755) 26012053 f (86-755) 26710594 www.sgsgroup.com.cn
中国·深圳·科技园中区M-10栋一号厂房 邮编: 518057 t (86-755) 26012053 f (86-755) 26710594 sgs.china@sgs.com

7.2.3 WiFi Test Configuration

A Wi-Fi device must be configured to transmit continuously at the required data rate, channel bandwidth and signal modulation, using the highest transmission duty factor supported by the test mode tools for SAR measurement.

7.2.3.1 Duty cycle

1) Wi-Fi 2.4GHz 802.11b:
Duty cycle=12.3282/12.4837=98.75%

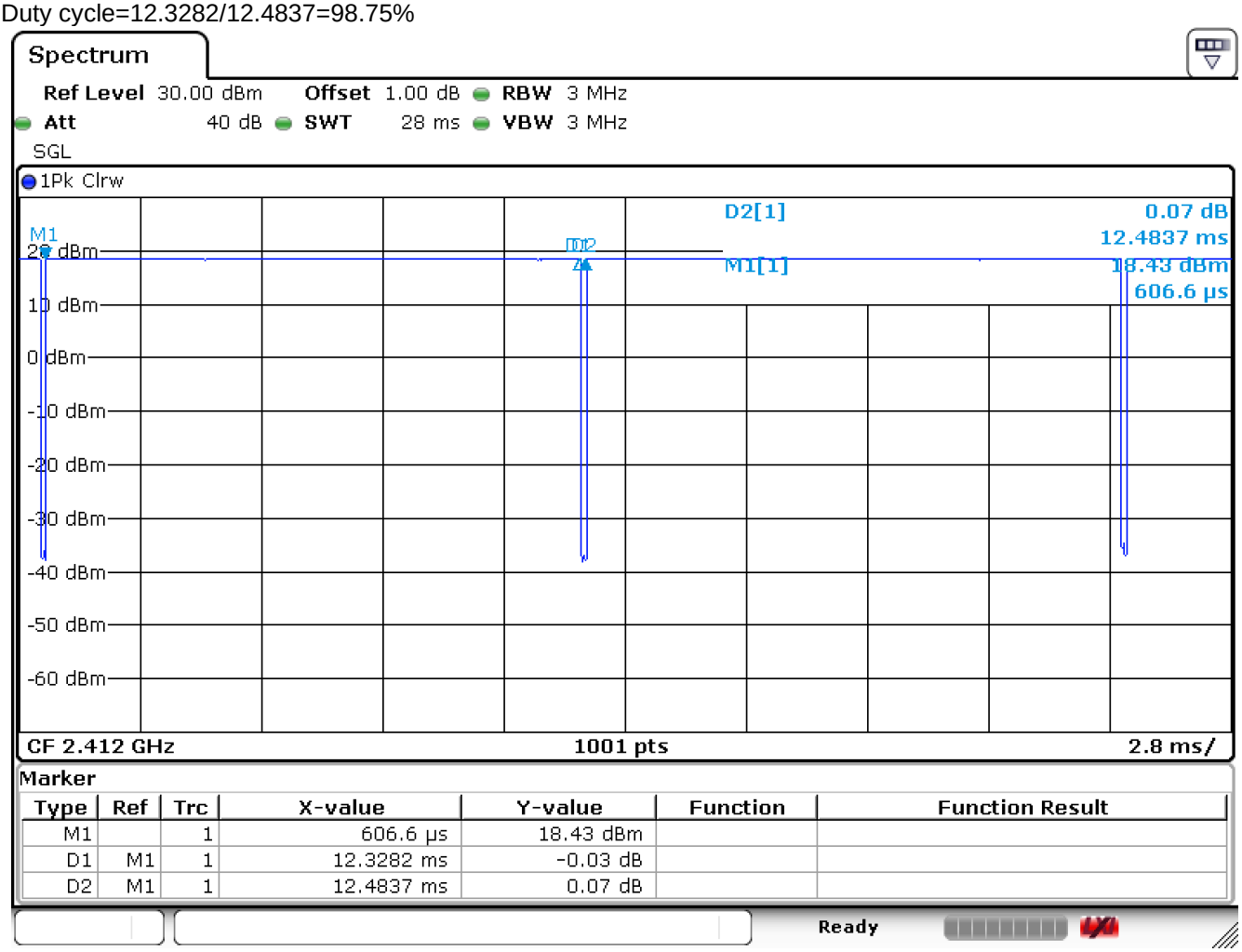

Unless otherwise agreed in writing, this document is issued by the Company subject to its General Conditions of Service printed overleaf, available on request or accessible at http://www.sgs.com/en/Terms-and-Conditions.aspx and, for electronic format documents, subject to Terms and Conditions for Electronic Documents at http://www.sgs.com/en/Terms-and-Conditions/Terms-e-Document.aspx. Attention is drawn to the limitation of liability, indemnification and jurisdiction issues defined therein. Any holder of this document is advised that information contained hereon reflects the Company's findings at the time of its intervention only and within the limits of Client's instructions, if any. The Company's sole responsibility is to its Client and this document does not exonerate parties to a transaction from exercising all their rights and obligations under the transaction documents. This document cannot be reproduced except in full, without prior written approval of the Company. Any unauthorized alteration, forgery or falsification of the content or appearance of this document is unlawful and offenders may be prosecuted to the fullest extent of the law. Unless otherwise stated the results shown in this test report refer only to the sample(s) tested and such sample(s) are retained for 30 days only.
Attention: To check the authenticity of testing /inspection report & certificate, please contact us at telephone: (86-755) 8307 1443, or email: CN.Doccheck@sgs.com
SGS-CSTC Standards Technical Services Co., Ltd. Shenzhen Branch Testing Center EEC Laboratory
No.1 Workshop, M-10, Middle Section, Science & Technology Park, Shenzhen, China 518057 t (86-755) 26012053 f (86-755) 26710594 www.sgsgroup.com.cn
中国·深圳·科技园中区M-10栋一号厂房 邮编: 518057 t (86-755) 26012053 f (86-755) 26710594 sgs.china@sgs.com
Member of the SGS Group (SGS SA)

7.2.3.2 Initial Test Position SAR Test Reduction Procedure

DSSS and OFDM configurations are considered separately according to the required SAR procedures. SAR is measured in the initial test position using the 802.11 transmission mode configuration required by the DSSS procedure or initial test configuration and subsequent test configuration(s) according to the OFDM procedures. The initial test position procedure is described in the following:

1）. When the reported SAR of the initial test position is ≤ 0.4 W/kg, further SAR measurement is not required for the other (remaining) test positions in that exposure configuration and 802.11 transmission mode combinations within the frequency band or aggregated band. SAR is also not required for that exposure configuration in the subsequent test configuration(s).
2）. When the reported SAR of the initial test position is > 0.4 W/kg, SAR is repeated for the 802.11 transmission mode configuration tested in the initial test position using subsequent highest extrapolated or estimated 1-g SAR conditions determined by area scans or next closest/smallest test separation distance and maximum RF coupling test positions based on manufacturer justification, on the highest maximum output power channel, until the reported SAR is ≤ 0.8 W/kg or all required test positions (left, right, touch, tilt or subsequent surfaces and edges) are tested.
3）. For all positions/configurations tested using the initial test position and subsequent test positions, when the reported SAR is > 0.8 W/kg, SAR is measured for these test positions/configurations on the subsequent next highest measured output power channel(s) until the reported SAR is ≤ 1.2 W/kg or all required channels are tested. a) Additional power measurements may be required for this step, which should be limited to those necessary for identifying the subsequent highest output power channels.

7.2.3.3 Initial Test Configuration Procedures

An initial test configuration is determined for OFDM transmission modes according to the channel bandwidth, modulation and data rate combination(s) with the highest maximum output power specified for production units in each standalone and aggregated frequency band. SAR is measured using the highest measured maximum output power channel. For configurations with the same specified or measured maximum output power, additional transmission mode and test channel selection procedures are required. SAR test reduction for subsequent highest output test channels is determined according to *reported* SAR of the initial test configuration.
For next to the ear, hotspot mode and UMC mini-tablet exposure configurations where multiple test positions are required, the initial test position procedure is applied to minimize the number of test positions required for SAR measurement using the initial test configuration transmission mode. For fixed exposure conditions that do not have multiple SAR test positions, SAR is measured in the transmission mode determined by the initial test configuration.
When the *reported* SAR of the initial test configuration is > 0.8 W/kg, SAR measurement is required for subsequent next highest measured output power channel(s) in the initial test configuration until *reported* SAR is ≤ 1.2 W/kg or all required channels are tested.

7.2.3.4 Subsequent Test Configuration Procedures

SAR measurement requirements for the remaining 802.11 transmission mode configurations that have not been tested in the initial test configuration are determined separately for each standalone and aggregated frequency band, in each exposure condition, according to the maximum output power specified for production units. The initial test position procedure is applied to next to the ear, UMPC mini-tablet and hotspot mode configurations. When the same maximum output power is specified for multiple transmission modes, additional power measurements may be required to determine if SAR measurements are required for subsequent highest output power channels in a subsequent test configuration. The subsequent test configuration and SAR measurement procedures are described in the following.

1）. When SAR test exclusion provisions of KDB Publication 447498 are applicable and SAR measurement is not required for the initial test configuration, SAR is also not required for the next highest maximum output power transmission mode subsequent test configuration(s) in that frequency band or aggregated band and exposure configuration.

Unless otherwise agreed in writing, this document is issued by the Company subject to its General Conditions of Service printed overleaf, available on request or accessible at http://www.sgs.com/en/Terms-and-Conditions.aspx and, for electronic format documents, subject to Terms and Conditions for Electronic Documents at http://www.sgs.com/en/Terms-and-Conditions/Terms-e-Document.aspx. Attention is drawn to the limitation of liability, indemnification and jurisdiction issues defined therein. Any holder of this document is advised that information contained hereon reflects the Company's findings at the time of its intervention only and within the limits of Client's instructions, if any. The Company's sole responsibility is to its Client and this document does not exonerate parties to a transaction from exercising all their rights and obligations under the transaction documents. This document cannot be reproduced except in full, without prior written approval of the Company. Any unauthorized alteration, forgery or falsification of the content or appearance of this document is unlawful and offenders may be prosecuted to the fullest extent of the law. Unless otherwise stated the results shown in this test report refer only to the sample(s) tested and such sample(s) are retained for 30 days only.
Attention: To check the authenticity of testing /inspection report & certificate, please contact us at telephone: (86-755) 8307 1443, or email: CN.Doccheck@sgs.com
SGS-CSTC Standards Technical Services Co.,Ltd. Shenzhen Branch Testing Center EEC Laboratory
No.1 Workshop, M-10, Middle Section, Science & Technology Park, Shenzhen, China 518057 t (86-755) 26012053 f (86-755) 26710594 www.sgsgroup.com.cn
中国·深圳·科技园中区M-10栋一号厂房 邮编: 518057 t (86-755) 26012053 f (86-755) 26710594 sgs.china@sgs.com
Member of the SGS Group (SGS SA)

2）. When the highest *reported* SAR for the initial test configuration (when applicable, include subsequent highest output channels), according to the initial test position or fixed exposure position requirements, is adjusted by the ratio of the subsequent test configuration to initial test configuration specified maximum output power and the adjusted SAR is ≤ 1.2 W/kg, SAR is not required for that subsequent test configuration.

3）. The number of channels in the initial test configuration and subsequent test configuration can be different due to differences in channel bandwidth. When SAR measurement is required for a subsequent test configuration and the channel bandwidth is smaller than that in the initial test configuration, all channels in the subsequent test configuration that overlap with the larger bandwidth channel tested in the initial test configuration should be used to determine the highest maximum output power channel. This step requires additional power measurement to identify the highest maximum output power channel in the subsequent test configuration to determine SAR test reduction.

a) SAR should first be measured for the channel with highest measured output power in the subsequent test configuration.

b) SAR for subsequent highest measured maximum output power channels in the subsequent test configuration is required only when the *reported* SAR of the preceding higher maximum output power channel(s) in the subsequent test configuration is > 1.2 W/kg or until all required channels are tested. i) For channels with the same measured maximum output power, SAR should be measured using the channel closest to the center frequency of the larger channel bandwidth channel in the initial test configuration.

4）. SAR measurements for the remaining highest specified maximum output power OFDM transmission mode configurations that have not been tested in the initial test configuration (highest maximum output) or subsequent test configuration(s) (subsequent next highest maximum output power) is determined by recursively applying the subsequent test configuration procedures in this section to the remaining configurations according to the following:

a) replace “subsequent test configuration” with “next subsequent test configuration” (i.e., subsequent next highest specified maximum output power configuration)

b) replace “initial test configuration” with “all tested higher output power configurations”

Unless otherwise agreed in writing, this document is issued by the Company subject to its General Conditions of Service printed overleaf, available on request or accessible at http://www.sgs.com/en/Terms-and-Conditions.aspx and, for electronic format documents, subject to Terms and Conditions for Electronic Documents at http://www.sgs.com/en/Terms-and-Conditions/Terms-e-Document.aspx. Attention is drawn to the limitation of liability, indemnification and jurisdiction issues defined therein. Any holder of this document is advised that information contained hereon reflects the Company's findings at the time of its intervention only and within the limits of Client's instructions, if any. The Company's sole responsibility is to its Client and this document does not exonerate parties to a transaction from exercising all their rights and obligations under the transaction documents. This document cannot be reproduced except in full, without prior written approval of the Company. Any unauthorized alteration, forgery or falsification of the content or appearance of this document is unlawful and offenders may be prosecuted to the fullest extent of the law. Unless otherwise stated the results shown in this test report refer only to the sample(s) tested and such sample(s) are retained for 30 days only.
Attention: To check the authenticity of testing /inspection report & certificate, please contact us at telephone: (86-755) 8307 1443, or email: CN.Doccheck@sgs.com
SGS-CSTC Standards Technical Services Co.,Ltd. Shenzhen Branch Testing Center EEC Laboratory
No.1 Workshop, M-10, Middle Section, Science & Technology Park, Shenzhen, China 518057 t (86-755) 26012053 f (86-755) 26710594 www.sgsgroup.com.cn
中国·深圳·科技园中区M-10栋一号厂房 邮编: 518057 t (86-755) 26012053 f (86-755) 26710594 sgs.china@sgs.com
Member of the SGS Group (SGS SA)

7.2.3.5 2.4 GHz WiFi SAR Procedures

Separate SAR procedures are applied to DSSS and OFDM configurations in the 2.4 GHz band to simplify DSSS test requirements. For 802.11b DSSS SAR measurements, DSSS SAR procedure applies to fixed exposure test position and initial test position procedure applies to multiple exposure test positions. When SAR measurement is required for an OFDM configuration, the initial test configuration, subsequent test configuration and initial test position procedures are applied. The SAR test exclusion requirements for 802.11g/n OFDM configurations are described in following.

- **802.11b DSSS SAR Test Requirements**

SAR is measured for 2.4 GHz 802.11b DSSS using either a fixed test position or, when applicable, the initial test position procedure. SAR test reduction is determined according to the following:

1）. When the reported SAR of the highest measured maximum output power channel for the exposure configuration is ≤ 0.8 W/kg, no further SAR testing is required for 802.11b DSSS in that exposure configuration.

2）. When the reported SAR is > 0.8 W/kg, SAR is required for that exposure configuration using the next highest measured output power channel. When any reported SAR is > 1.2 W/kg, SAR is required for the third channel; i.e., all channels require testing.

- **2.4 GHz 802.11g/n OFDM SAR Test Exclusion Requirements**

When SAR measurement is required for 2.4 GHz 802.11g/n OFDM configurations, the measurement and test reduction procedures for OFDM are applied (section 5.3, including sub-sections). SAR is not required for the following 2.4 GHz OFDM conditions.

1）. When KDB Publication 447498 SAR test exclusion applies to the OFDM configuration.

2）. When the highest reported SAR for DSSS is adjusted by the ratio of OFDM to DSSS specified maximum output power and the adjusted SAR is ≤ 1.2 W/kg.

- **SAR Test Requirements for OFDM configurations**

When SAR measurement is required for 802.11 g/n OFDM configurations, each standalone and frequency aggregated band is considered separately for SAR test reduction. In applying the initial test configuration and subsequent test configuration procedures, the 802.11 transmission configuration with the highest specified maximum output power and the channel within a test configuration with the highest measured maximum output power should be clearly distinguished to apply the procedures.

Unless otherwise agreed in writing, this document is issued by the Company subject to its General Conditions of Service printed overleaf, available on request or accessible at http://www.sgs.com/en/Terms-and-Conditions.aspx and, for electronic format documents, subject to Terms and Conditions for Electronic Documents at http://www.sgs.com/en/Terms-and-Conditions/Terms-e-Document.aspx. Attention is drawn to the limitation of liability, indemnification and jurisdiction issues defined therein. Any holder of this document is advised that information contained hereon reflects the Company's findings at the time of its intervention only and within the limits of Client's instructions, if any. The Company's sole responsibility is to its Client and this document does not exonerate parties to a transaction from exercising all their rights and obligations under the transaction documents. This document cannot be reproduced except in full, without prior written approval of the Company. Any unauthorized alteration, forgery or falsification of the content or appearance of this document is unlawful and offenders may be prosecuted to the fullest extent of the law. Unless otherwise stated the results shown in this test report refer only to the sample(s) tested and such sample(s) are retained for 30 days only.
Attention: To check the authenticity of testing /inspection report & certificate, please contact us at telephone: (86-755) 8307 1443, or email: CN.Doccheck@sgs.com
SGS-CSTC Standards Technical Services Co.,Ltd. Shenzhen Branch Testing Center EEC Laboratory
No.1 Workshop, M-10, Middle Section, Science & Technology Park, Shenzhen, China 518057 t (86-755) 26012053 f (86-755) 26710594 www.sgsgroup.com.cn
中国·深圳·科技园中区M-10栋一号厂房 邮编: 518057 t (86-755) 26012053 f (86-755) 26710594 sgs.china@sgs.com
Member of the SGS Group (SGS SA)

7.2.4 LTE Test Configuration

LTE modes were tested according to FCC KDB 941225 D05 publication. Please see notes after the tabulated SAR data for required test configurations. Establishing connections with base station simulators ensure a consistent means for testing SAR and are recommended for evaluating SAR [4]. The Anritsu MT8821C was used for LTE output power measurements and SAR testing. Max power control was used so the UE transmits with maximum output power during SAR testing. SAR must be measured with the maximum TTI (transmit time interval) supported by the device in each LTE configuration.

A) Spectrum Plots for RB Configurations

A properly configured base station simulator was used for SAR tests and power measurements. Therefore, spectrum plots for RB configurations were not required to be included in this report.

B) MPR

MPR is permanently implemented for this device by the manufacturer. The specific manufacturer target MPR is indicated alongside the SAR results. MPR is enabled for this device, according to 3GPP TS36.101 Section 6.2.3 – 6.2.5 under Table 6.2.3-1.

Modulation	Channel bandwidth / Transmission bandwidth (N_{RB})						MPR (dB)
	1.4 MHz	3.0 MHz	5 MHz	10 MHz	15 MHz	20 MHz	
QPSK	> 5	> 4	> 8	> 12	> 16	> 18	≤ 1
16 QAM	≤ 5	≤ 4	≤ 8	≤ 12	≤ 16	≤ 18	≤ 1
16 QAM	> 5	> 4	> 8	> 12	> 16	> 18	≤ 2
64 QAM	≤ 5	≤ 4	≤ 8	≤ 12	≤ 16	≤ 18	≤ 2
64 QAM	> 5	> 4	> 8	> 12	> 16	> 18	≤ 3

C) A-MPR

A-MPR (Additional MPR) has been disabled for all SAR tests by setting NS=01 on the base station simulator.

D) Largest channel bandwidth standalone SAR test requirements

1) QPSK with 1 RB allocation

Start with the largest channel bandwidth and measure SAR for QPSK with 1 RB allocation, using the RB offset and required test channel combination with the highest maximum output power for RB offsets at the upper edge, middle and lower edge of each required test channel. When the reported SAR is ≤ 0.8 W/kg, testing of the remaining RB offset configurations and required test channels is not required for 1 RB allocation; otherwise, SAR is required for the remaining required test channels and only for the RB offset configuration with the highest output power for that channel. When the reported SAR of a required test channel is > 1.45 W/kg, SAR is required for all three RB offset configurations for that required test channel.

2) QPSK with 50% RB allocation

The procedures required for 1 RB allocation in 1) are applied to measure the SAR for QPSK with 50% RB allocation.

3) QPSK with 100% RB allocation

For QPSK with 100% RB allocation, SAR is not required when the highest maximum output power for 100 % RB allocation is less than the highest maximum output power in 50% and 1 RB allocations and the highest reported SAR for 1 RB and 50% RB allocation in 1) and 2) are ≤ 0.8 W/kg. Otherwise, SAR is measured for the highest output power channel and if the reported SAR is > 1.45 W/kg, the remaining required test channels must also be tested.

4) Higher order modulations

For each modulation besides QPSK; e.g., 16-QAM, 64-QAM, apply the QPSK procedures in above sections to determine the QAM configurations that may need SAR measurement. For each configuration identified as required for testing, SAR is required only when the highest maximum output power for the configuration in the higher order modulation is > ½ dB higher than the same configuration in QPSK or when the reported SAR for the QPSK configuration is > 1.45 W/kg.

E) Other channel bandwidth standalone SAR test requirements

For the other channel bandwidths used by the device in a frequency band, apply all the procedures required for the largest channel bandwidth in section A) to determine the channels and RB configurations that need SAR testing and only measure SAR when the highest maximum output power of a configuration requiring testing in the smaller channel bandwidth is > ½ dB higher than the equivalent channel configurations in the largest channel bandwidth configuration or the reported SAR of a configuration for the largest channel bandwidth is > 1.45 W/kg.

Unless otherwise agreed in writing, this document is issued by the Company subject to its General Conditions of Service printed overleaf, available on request or accessible at http://www.sgs.com/en/Terms-and-Conditions.aspx and, for electronic format documents, subject to Terms and Conditions for Electronic Documents at http://www.sgs.com/en/Terms-and-Conditions/Terms-e-Document.aspx. Attention is drawn to the limitation of liability, indemnification and jurisdiction issues defined therein. Any holder of this document is advised that information contained hereon reflects the Company's findings at the time of its intervention only and within the limits of Client's instructions, if any. The Company's sole responsibility is to its Client and this document does not exonerate parties to a transaction from exercising all their rights and obligations under the transaction documents. This document cannot be reproduced except in full, without prior written approval of the Company. Any unauthorized alteration, forgery or falsification of the content or appearance of this document is unlawful and offenders may be prosecuted to the fullest extent of the law. Unless otherwise stated the results shown in this test report refer only to the sample(s) tested and such sample(s) are retained for 30 days only.
Attention: To check the authenticity of testing /inspection report & certificate, please contact us at telephone: (86-755) 8307 1443, or email: CN.Doccheck@sgs.com

8 Test Result

8.1 Measurement of RF conducted Power

8.1.1 Conducted Power of Main Antenna

8.1.1.1 Conducted Power of GSM

GSM 850										
Burst Output Power(dBm)					Tune up	Division Factors	Frame-Average Output Power(dBm)			Tune up
Channel		128	190	251			128	190	251	
GSM(GMSK)	GSM	32.38	32.46	32.58	33.50	-9.19	23.19	23.27	23.39	24.31
GPRS/EGPRS (GMSK)	1 TX Slot	32.41	32.47	32.53	33.50	-9.19	23.22	23.28	23.34	24.31
	2 TX Slots	31.45	31.56	31.71	32.50	-6.18	25.27	25.38	25.53	**26.32**
	3 TX Slots	29.41	29.51	29.63	30.50	-4.42	24.99	25.09	25.21	26.08
	4 TX Slots	26.64	27.19	27.38	28.50	-3.17	23.47	24.02	24.21	25.33
EGPRS(8PSK)	1 TX Slot	26.57	26.61	26.67	27.50	-9.19	17.38	17.42	17.48	18.31
	2 TX Slots	24.91	25.08	25.14	26.50	-6.18	18.73	18.90	18.96	20.32
	3 TX Slots	22.56	22.54	22.62	24.50	-4.42	18.14	18.12	18.20	20.08
	4 TX Slots	21.87	21.85	21.93	23.50	-3.17	18.70	18.68	18.76	20.33

Unless otherwise agreed in writing, this document is issued by the Company subject to its General Conditions of Service printed overleaf, available on request or accessible at http://www.sgs.com/en/Terms-and-Conditions.aspx and, for electronic format documents, subject to Terms and Conditions for Electronic Documents at http://www.sgs.com/en/Terms-and-Conditions/Terms-e-Document.aspx. Attention is drawn to the limitation of liability, indemnification and jurisdiction issues defined therein. Any holder of this document is advised that information contained hereon reflects the Company's findings at the time of its intervention only and within the limits of Client's instructions, if any. The Company's sole responsibility is to its Client and this document does not exonerate parties to a transaction from exercising all their rights and obligations under the transaction documents. This document cannot be reproduced except in full, without prior written approval of the Company. Any unauthorized alteration, forgery or falsification of the content or appearance of this document is unlawful and offenders may be prosecuted to the fullest extent of the law. Unless otherwise stated the results shown in this test report refer only to the sample(s) tested and such sample(s) are retained for 30 days only.
Attention: To check the authenticity of testing /inspection report & certificate, please contact us at telephone: (86-755) 8307 1443, or email: CN.Doccheck@sgs.com

SGS-CSTC Standards Technical Services Co.,Ltd. Shenzhen Branch Testing Center EEC Laboratory
No.1 Workshop, M-10, Middle Section, Science & Technology Park, Shenzhen, China 518057 t (86-755) 26012053 f (86-755) 26710594 www.sgsgroup.com.cn
中国·深圳·科技园中区M-10栋一号厂房 邮编: 518057 t (86-755) 26012053 f (86-755) 26710594 sgs.china@sgs.com

GSM 1900 Hotspot off										
Burst Output Power(dBm)					Tune up	Division Factors	Frame-Average Output Power(dBm)			Tune up
Channel		512	661	810			512	661	810	
GSM(GMSK)	GSM	29.82	29.93	29.98	30.50	-9.19	20.63	20.74	20.79	21.31
GPRS/EGPRS (GMSK)	1 TX Slot	29.81	29.94	29.92	30.50	-9.19	20.62	20.75	20.73	21.31
	2 TX Slots	29.16	29.22	29.22	30.00	-6.18	22.98	23.04	23.04	23.82
	3 TX Slots	27.53	27.58	27.67	28.50	-4.42	23.11	23.16	23.25	24.08
	4 TX Slots	25.66	25.65	25.67	27.50	-3.17	22.49	22.48	22.50	**24.33**
EGPRS(8PSK)	1 TX Slot	25.27	25.24	25.12	26.00	-9.19	16.08	16.05	15.93	16.81
	2 TX Slots	24.73	24.67	24.70	25.50	-6.18	18.55	18.49	18.52	19.32
	3 TX Slots	22.62	22.70	22.64	23.50	-4.42	18.20	18.28	18.22	19.08
	4 TX Slots	21.39	21.46	21.67	22.50	-3.17	18.22	18.29	18.50	19.33
GSM 1900 Hotspot on										
Burst Output Power(dBm)					Tune up	Division Factors	Frame-Average Output Power(dBm)			Tune up
Channel		512	661	810			512	661	810	
GSM(GMSK)	GSM	29.20	28.78	28.54	29.50	-9.19	20.01	19.59	19.35	20.31
GPRS/EGPRS (GMSK)	1 TX Slot	29.15	28.76	28.53	29.50	-9.19	19.96	19.57	19.34	20.31
	2 TX Slots	28.35	27.89	27.51	29.00	-6.18	22.17	21.71	21.33	22.82
	3 TX Slots	26.79	26.46	26.01	27.50	-4.42	22.37	22.04	21.59	23.08
	4 TX Slots	25.61	25.28	24.77	26.50	-3.17	22.44	22.11	21.60	**23.33**
EGPRS(8PSK)	1 TX Slot	24.57	24.06	23.79	25.00	-9.19	15.38	14.87	14.60	15.81
	2 TX Slots	23.93	23.74	23.07	24.50	-6.18	17.75	17.56	16.89	18.32
	3 TX Slots	21.88	21.58	20.88	22.50	-4.42	17.46	17.16	16.46	18.08
	4 TX Slots	20.87	20.58	20.07	21.50	-3.17	17.70	17.41	16.90	18.33

Table 10：Conducted Power of GSM

Note:

1）. CMW500 measures GSM peak and average output power for active timeslots. For SAR the time based average power is relevant. The difference in between depends on the duty cycle of the TDMA signal:

No. of timeslots	1	2	3	4
Duty Cycle	1:8.3	1:4.15	1:2.77	1:2.075
Time based avg. power compared to slotted avg. power	-9.19	-6.18	-4.42	-3.17

2）. The frame-averaged power is linearly proportion to the slot number configured and it is linearly scaled the maximum burst-averaged power based on time slots. The calculated method is shown as below:

Frame-averaged power = 10 x log (Burst-averaged power mW x Slot used / 8

3）. When the maximum output power variation across the required test channels is > ½ dB, instead of the middle channel, the highest output power channel must be used

Unless otherwise agreed in writing, this document is issued by the Company subject to its General Conditions of Service printed overleaf, available on request or accessible at http://www.sgs.com/en/Terms-and-Conditions.aspx and, for electronic format documents, subject to Terms and Conditions for Electronic Documents at http://www.sgs.com/en/Terms-and-Conditions/Terms-e-Document.aspx. Attention is drawn to the limitation of liability, indemnification and jurisdiction issues defined therein. Any holder of this document is advised that information contained hereon reflects the Company's findings at the time of its intervention only and within the limits of Client's instructions, if any. The Company's sole responsibility is to its Client and this document does not exonerate parties to a transaction from exercising all their rights and obligations under the transaction documents. This document cannot be reproduced except in full, without prior written approval of the Company. Any unauthorized alteration, forgery or falsification of the content or appearance of this document is unlawful and offenders may be prosecuted to the fullest extent of the law. Unless otherwise stated the results shown in this test report refer only to the sample(s) tested and such sample(s) are retained for 30 days only.
Attention: To check the authenticity of testing /inspection report & certificate, please contact us at telephone: (86-755) 8307 1443, or email: CN.Doccheck@sgs.com

8.1.1.2 Conducted Power of WCDMA

WCDMA Band II Receiver on					
Average Conducted Power(dBm)					
Channel		9262	9400	9538	Tune up
WCDMA	12.2kbps RMC	22.71	22.74	22.74	24.00
	12.2kbps AMR	22.36	22.27	22.31	24.00
HSDPA	Subtest 1	21.90	21.99	21.89	22.50
	Subtest 2	21.65	21.89	21.75	22.50
	Subtest 3	20.85	21.09	20.95	21.50
	Subtest 4	20.79	21.05	20.93	21.50
HSUPA	Subtest 1	19.56	19.86	19.72	20.50
	Subtest 2	19.59	19.82	19.71	20.50
	Subtest 3	18.89	19.14	19.02	20.50
	Subtest 4	19.59	19.84	19.72	20.50
	Subtest 5	21.09	21.38	21.29	22.00
WCDMA Band II Receiver off					
Average Conducted Power(dBm)					
Channel		9262	9400	9538	Tune up
WCDMA	12.2kbps RMC	19.36	19.22	19.42	20.50
	12.2kbps AMR	19.44	19.27	19.33	20.50
HSDPA	Subtest 1	18.09	18.13	18.14	19.00
	Subtest 2	18.04	18.10	18.05	19.00
	Subtest 3	17.63	17.69	17.64	18.00
	Subtest 4	17.56	17.65	17.61	18.00
HSUPA	Subtest 1	16.06	16.13	16.14	17.00
	Subtest 2	16.05	16.07	16.15	17.00
	Subtest 3	16.08	16.14	16.14	17.00
	Subtest 4	15.59	15.60	15.68	17.00
	Subtest 5	17.10	17.17	17.20	18.50
WCDMA Band IV Receiver on					
Average Conducted Power(dBm)					
Channel		1312	1412	1513	Tune up
WCDMA	12.2kbps RMC	22.87	22.75	22.91	24.00
	12.2kbps AMR	22.70	22.65	22.94	24.00
HSDPA	Subtest 1	21.83	21.85	22.08	22.50
	Subtest 2	21.81	21.81	22.01	22.50
	Subtest 3	20.36	20.39	20.60	21.50
	Subtest 4	20.31	20.30	20.60	21.50
HSUPA	Subtest 1	19.79	19.81	20.03	20.50
	Subtest 2	19.82	19.84	20.08	20.50
	Subtest 3	19.57	19.59	19.85	20.50
	Subtest 4	19.54	19.57	19.56	20.50
	Subtest 5	20.80	20.83	21.12	22.00

Unless otherwise agreed in writing, this document is issued by the Company subject to its General Conditions of Service printed overleaf, available on request or accessible at http://www.sgs.com/en/Terms-and-Conditions.aspx and, for electronic format documents, subject to Terms and Conditions for Electronic Documents at http://www.sgs.com/en/Terms-and-Conditions/Terms-e-Document.aspx. Attention is drawn to the limitation of liability, indemnification and jurisdiction issues defined therein. Any holder of this document is advised that information contained hereon reflects the Company's findings at the time of its intervention only and within the limits of Client's instructions, if any. The Company's sole responsibility is to its Client and this document does not exonerate parties to a transaction from exercising all their rights and obligations under the transaction documents. This document cannot be reproduced except in full, without prior written approval of the Company. Any unauthorized alteration, forgery or falsification of the content or appearance of this document is unlawful and offenders may be prosecuted to the fullest extent of the law. Unless otherwise stated the results shown in this test report refer only to the sample(s) tested and such sample(s) are retained for 30 days only.
Attention: To check the authenticity of testing /inspection report & certificate, please contact us at telephone: (86-755) 8307 1443, or email: CN.Doccheck@sgs.com

SGS-CSTC Standards Technical Services Co., Ltd. Shenzhen Branch Testing Center EEC Laboratory
No.1 Workshop, M-10, Middle Section, Science & Technology Park, Shenzhen, China 518057 t (86-755) 26012053 f (86-755) 26710594 www.sgsgroup.com.cn
中国·深圳·科技园中区M-10栋一号厂房 邮编: 518057 t (86-755) 26012053 f (86-755) 26710594 sgs.china@sgs.com

WCDMA Band IV Receiver off					
Average Conducted Power(dBm)					
Channel		1312	1412	1513	Tune up
WCDMA	12.2kbps RMC	19.10	19.25	19.17	20.50
	12.2kbps AMR	19.07	19.24	19.12	20.50
HSDPA	Subtest 1	17.87	17.88	17.76	19.00
	Subtest 2	17.81	17.78	17.74	19.00
	Subtest 3	17.36	17.33	17.23	18.00
	Subtest 4	17.37	17.24	17.21	18.00
HSUPA	Subtest 1	15.87	15.80	15.75	17.00
	Subtest 2	15.92	15.83	15.76	17.00
	Subtest 3	16.23	16.14	16.17	17.00
	Subtest 4	15.38	15.42	15.26	17.00
	Subtest 5	16.86	16.89	16.70	18.50
WCDMA Band V Receiver on/Hotspot on					
Average Conducted Power(dBm)					
Channel		4132	4182	4233	Tune up
WCDMA	12.2kbps RMC	22.75	22.66	22.54	24.00
	12.2kbps AMR	22.58	22.66	22.75	24.00
HSDPA	Subtest 1	21.58	21.63	21.72	22.50
	Subtest 2	21.28	21.33	21.19	22.50
	Subtest 3	21.32	21.34	21.15	21.50
	Subtest 4	20.30	20.27	20.20	21.50
HSUPA	Subtest 1	20.33	20.30	20.18	20.50
	Subtest 2	19.21	19.10	18.97	20.50
	Subtest 3	19.13	19.08	18.96	20.50
	Subtest 4	19.11	19.15	18.95	20.50
	Subtest 5	20.59	20.57	20.46	22.00
WCDMA Band V Receiver off/Hotspot off					
Average Conducted Power(dBm)					
Channel		4132	4182	4233	Tune up
WCDMA	12.2kbps RMC	21.96	22.05	22.25	23.50
	12.2kbps AMR	21.99	21.87	21.92	23.50
HSDPA	Subtest 1	20.45	20.73	20.55	21.50
	Subtest 2	20.38	20.71	20.67	21.50
	Subtest 3	19.87	19.39	19.43	20.50
	Subtest 4	19.62	19.71	19.43	20.50
HSUPA	Subtest 1	18.37	18.66	18.93	19.50
	Subtest 2	18.44	18.70	18.96	19.50
	Subtest 3	18.39	18.68	18.92	19.50
	Subtest 4	17.94	18.21	18.48	19.50
	Subtest 5	19.40	19.70	19.90	21.00

Table 11：Conducted Power of WCDMA

Note:

1) when the maximum output power variation across the required test channels is > ½ dB, instead of the middle channel, the highest output power channel must be used.

Unless otherwise agreed in writing, this document is issued by the Company subject to its General Conditions of Service printed overleaf, available on request or accessible at http://www.sgs.com/en/Terms-and-Conditions.aspx and, for electronic format documents, subject to Terms and Conditions for Electronic Documents at http://www.sgs.com/en/Terms-and-Conditions/Terms-e-Document.aspx. Attention is drawn to the limitation of liability, indemnification and jurisdiction issues defined therein. Any holder of this document is advised that information contained hereon reflects the Company's findings at the time of its intervention only and within the limits of Client's instructions, if any. The Company's sole responsibility is to its Client and this document does not exonerate parties to a transaction from exercising all their rights and obligations under the transaction documents. This document cannot be reproduced except in full, without prior written approval of the Company. Any unauthorized alteration, forgery or falsification of the content or appearance of this document is unlawful and offenders may be prosecuted to the fullest extent of the law. Unless otherwise stated the results shown in this test report refer only to the sample(s) tested and such sample(s) are retained for 30 days only.
Attention: To check the authenticity of testing /inspection report & certificate, please contact us at telephone: (86-755) 8307 1443, or email: CN.Doccheck@sgs.com
No.1 Workshop, M-10, Middle Section, Science & Technology Park, Shenzhen, China 518057 t (86–755) 26012053 f (86–755) 26710594 www.sgsgroup.com.cn
中国·深圳·科技园中区M–10栋一号厂房 邮编: 518057 t (86–755) 26012053 f (86–755) 26710594 sgs.china@sgs.com
Member of the SGS Group (SGS SA)

8.1.1.3 Conducted Power of LTE

LTE Band 2 Receiver on				Conducted Power(dBm)			
Bandwidth	Modulation	RB size	RB offset	Channel 18607	Channel 18900	Channel 19193	Tune up
1.4MHz	QPSK	1	0	22.66	22.69	22.54	24.00
		1	2	22.55	22.66	22.51	24.00
		1	5	22.68	22.70	22.72	24.00
		3	0	22.05	22.15	22.07	24.00
		3	2	22.14	22.01	22.04	24.00
		3	3	22.23	22.30	22.00	24.00
		6	0	21.96	21.87	21.86	23.00
	16QAM	1	0	21.96	21.75	21.85	23.00
		1	2	21.76	21.92	21.85	23.00
		1	5	21.87	21.86	21.80	23.00
		3	0	21.10	21.07	21.16	23.00
		3	2	21.05	21.13	21.15	23.00
		3	3	21.16	21.14	21.00	23.00
		6	0	21.12	21.03	20.98	22.00
	64QAM	1	0	20.92	20.73	20.81	22.00
		1	2	20.69	20.89	20.70	22.00
		1	5	20.72	20.83	20.80	22.00
		3	0	21.00	21.13	21.04	22.00
		3	2	21.01	21.10	21.03	22.00
		3	3	21.14	21.03	20.08	22.00
		6	0	19.99	20.03	19.94	21.00
Bandwidth	Modulation	RB size	RB offset	Channel 18615	Channel 18900	Channel 19185	Tune up
3MHz	QPSK	1	0	22.67	22.81	22.68	24.00
		1	7	22.76	22.78	22.73	24.00
		1	14	22.75	22.80	22.72	24.00
		8	0	22.10	22.06	22.01	23.00
		8	4	22.12	22.13	21.89	23.00
		8	7	22.03	22.10	22.10	23.00
		15	0	21.89	21.87	21.85	23.00
	16QAM	1	0	21.80	21.78	21.79	23.00
		1	7	21.76	21.86	21.85	23.00
		1	14	21.68	21.87	21.85	23.00
		8	0	21.13	21.08	21.12	22.00
		8	4	20.93	20.96	21.05	22.00
		8	7	21.10	21.04	21.16	22.00
		15	0	21.14	21.06	21.07	22.00
	64QAM	1	0	20.68	20.71	20.71	22.00
		1	7	20.61	20.75	20.81	22.00
		1	14	20.56	20.85	20.81	22.00
		8	0	20.04	19.93	20.00	21.00

Unless otherwise agreed in writing, this document is issued by the Company subject to its General Conditions of Service printed overleaf, available on request or accessible at http://www.sgs.com/en/Terms-and-Conditions.aspx and, for electronic format documents, subject to Terms and Conditions for Electronic Documents at http://www.sgs.com/en/Terms-and-Conditions/Terms-e-Document.aspx. Attention is drawn to the limitation of liability, indemnification and jurisdiction issues defined therein. Any holder of this document is advised that information contained hereon reflects the Company's findings at the time of its intervention only and within the limits of Client's instructions, if any. The Company's sole responsibility is to its Client and this document does not exonerate parties to a transaction from exercising all their rights and obligations under the transaction documents. This document cannot be reproduced except in full, without prior written approval of the Company. Any unauthorized alteration, forgery or falsification of the content or appearance of this document is unlawful and offenders may be prosecuted to the fullest extent of the law. Unless otherwise stated the results shown in this test report refer only to the sample(s) tested and such sample(s) are retained for 30 days only.
Attention: To check the authenticity of testing /inspection report & certificate, please contact us at telephone: (86-755) 8307 1443, or email: CN.Doccheck@sgs.com
No.1 Workshop, M-10, Middle Section, Science & Technology Park, Shenzhen, China 518057 t (86-755) 26012053 f (86-755) 26710594 www.sgsgroup.com.cn
中国·深圳·科技园中区M-10栋一号厂房 邮编: 518057 t (86-755) 26012053 f (86-755) 26710594 sgs.china@sgs.com
Member of the SGS Group (SGS SA)

		8	4	19.92	19.91	19.93	21.00
		8	7	20.02	19.93	20.13	21.00
		15	0	20.08	19.94	20.01	21.00
Bandwidth	Modulation	RB size	RB offset	Channel 18625	Channel 18900	Channel 19175	Tune up
5MHz	QPSK	1	0	22.76	22.84	22.86	24.00
		1	13	22.75	22.84	22.83	24.00
		1	24	22.73	22.84	22.80	24.00
		12	0	21.94	21.86	21.87	23.00
		12	6	21.93	21.76	21.83	23.00
		12	13	21.85	21.76	21.77	23.00
		25	0	21.89	21.82	21.86	23.00
	16QAM	1	0	22.12	21.72	21.93	23.00
		1	13	21.75	21.84	21.76	23.00
		1	24	21.83	21.76	21.77	23.00
		12	0	20.93	20.87	20.85	22.00
		12	6	20.88	20.93	20.76	22.00
		12	13	20.86	20.73	20.74	22.00
		25	0	20.81	20.78	20.83	22.00
	64QAM	1	0	21.02	20.62	20.91	22.00
		1	13	20.71	20.84	20.73	22.00
		1	24	20.70	20.75	20.71	22.00
		12	0	19.89	19.74	19.82	21.00
		12	6	19.78	19.92	19.76	21.00
		12	13	19.85	19.61	19.62	21.00
		25	0	19.69	19.65	19.78	21.00
Bandwidth	Modulation	RB size	RB offset	Channel 18650	Channel 18900	Channel 19150	Tune up
10MHz	QPSK	1	0	22.81	22.84	22.72	24.00
		1	25	22.85	22.84	22.83	24.00
		1	49	22.68	22.76	22.71	24.00
		25	0	21.95	21.97	21.91	23.00
		25	13	21.94	21.90	21.94	23.00
		25	25	21.96	21.93	21.95	23.00
		50	0	21.77	21.86	21.84	23.00
	16QAM	1	0	22.19	22.13	22.06	23.00
		1	25	21.94	21.82	21.76	23.00
		1	49	22.02	21.82	21.95	23.00
		25	0	21.00	20.82	20.86	22.00
		25	13	20.83	20.80	20.84	22.00
		25	25	20.84	20.84	20.83	22.00
		50	0	20.76	20.83	21.10	22.00
	64QAM	1	0	21.06	21.00	20.96	22.00
		1	25	20.85	20.75	20.70	22.00
		1	49	20.97	20.82	20.95	22.00
		25	0	20.00	19.69	19.74	21.00
		25	13	19.68	19.70	19.79	21.00

Unless otherwise agreed in writing, this document is issued by the Company subject to its General Conditions of Service printed overleaf, available on request or accessible at http://www.sgs.com/en/Terms-and-Conditions.aspx and, for electronic format documents, subject to Terms and Conditions for Electronic Documents at http://www.sgs.com/en/Terms-and-Conditions/Terms-e-Document.aspx. Attention is drawn to the limitation of liability, indemnification and jurisdiction issues defined therein. Any holder of this document is advised that information contained hereon reflects the Company's findings at the time of its intervention only and within the limits of Client's instructions, if any. The Company's sole responsibility is to its Client and this document does not exonerate parties to a transaction from exercising all their rights and obligations under the transaction documents. This document cannot be reproduced except in full, without prior written approval of the Company. Any unauthorized alteration, forgery or falsification of the content or appearance of this document is unlawful and offenders may be prosecuted to the fullest extent of the law. Unless otherwise stated the results shown in this test report refer only to the sample(s) tested and such sample(s) are retained for 30 days only.
Attention: To check the authenticity of testing /inspection report & certificate, please contact us at telephone: (86-755) 8307 1443, or email: CN.Doccheck@sgs.com

		25	25	19.74	19.69	19.73	21.00
		50	0	19.67	19.72	19.98	21.00
Bandwidth	Modulation	RB size	RB offset	Channel 18675	Channel 18900	Channel 19125	Tune up
15MHz	QPSK	1	0	22.85	22.82	22.76	24.00
		1	38	22.78	22.74	22.72	24.00
		1	74	22.75	22.86	22.84	24.00
		36	0	21.84	21.80	21.74	23.00
		36	18	21.86	21.84	21.76	23.00
		36	39	21.88	21.94	21.86	23.00
		75	0	21.84	21.85	21.83	23.00
	16QAM	1	0	21.98	21.76	22.11	23.00
		1	38	22.06	22.14	21.97	23.00
		1	74	22.07	21.88	21.98	23.00
		36	0	21.07	21.05	21.00	22.00
		36	18	20.82	20.87	20.96	22.00
		36	39	21.06	20.76	20.84	22.00
		75	0	20.83	20.95	20.79	22.00
	64QAM	1	0	20.86	20.64	21.09	22.00
		1	38	21.02	21.02	20.83	22.00
		1	74	21.05	20.78	20.88	22.00
		36	0	20.00	19.93	19.93	21.00
		36	18	19.76	19.78	19.92	21.00
		36	39	19.94	19.62	19.79	21.00
		75	0	19.82	19.84	19.79	21.00
Bandwidth	Modulation	RB size	RB offset	Channel 18700	Channel 18900	Channel 19100	Tune up
20MHz	QPSK	1	0	22.82	22.81	22.86	24.00
		1	50	22.83	22.81	22.91	24.00
		1	99	**22.92**	22.85	22.90	24.00
		50	0	**21.99**	21.98	21.74	23.00
		50	25	21.73	21.83	21.74	23.00
		50	50	21.80	21.86	21.85	23.00
		100	0	21.72	21.83	21.76	23.00
	16QAM	1	0	22.09	21.85	21.71	23.00
		1	50	22.17	21.84	21.77	23.00
		1	99	21.82	21.83	21.83	23.00
		50	0	20.85	20.83	20.72	22.00
		50	25	20.76	20.85	20.85	22.00
		50	50	20.77	20.86	20.89	22.00
		100	0	20.74	20.84	20.78	22.00
	64QAM	1	0	21.01	20.81	20.67	22.00
		1	50	21.02	20.69	20.74	22.00
		1	99	20.74	20.81	20.83	22.00
		50	0	19.73	19.81	19.71	21.00
		50	25	19.63	19.84	19.71	21.00
		50	50	19.72	19.79	19.75	21.00

Unless otherwise agreed in writing, this document is issued by the Company subject to its General Conditions of Service printed overleaf, available on request or accessible at http://www.sgs.com/en/Terms-and-Conditions.aspx and, for electronic format documents, subject to Terms and Conditions for Electronic Documents at http://www.sgs.com/en/Terms-and-Conditions/Terms-e-Document.aspx. Attention is drawn to the limitation of liability, indemnification and jurisdiction issues defined therein. Any holder of this document is advised that information contained hereon reflects the Company's findings at the time of its intervention only and within the limits of Client's instructions, if any. The Company's sole responsibility is to its Client and this document does not exonerate parties to a transaction from exercising all their rights and obligations under the transaction documents. This document cannot be reproduced except in full, without prior written approval of the Company. Any unauthorized alteration, forgery or falsification of the content or appearance of this document is unlawful and offenders may be prosecuted to the fullest extent of the law. Unless otherwise stated the results shown in this test report refer only to the sample(s) tested and such sample(s) are retained for 30 days only.
Attention: To check the authenticity of testing /inspection report & certificate, please contact us at telephone: (86-755) 8307 1443, or email: CN.Doccheck@sgs.com

SGS-CSTC Standards Technical Services Co.,Ltd. Shenzhen Branch Testing Center EEC Laboratory
No.1 Workshop, M-10, Middle Section, Science & Technology Park, Shenzhen, China 518057 t (86-755) 26012053 f (86-755) 26710594 www.sgsgroup.com.cn
中国·深圳·科技园中区M-10栋一号厂房 邮编: 518057 t (86-755) 26012053 f (86-755) 26710594 sgs.china@sgs.com

		100	0	19.67	19.84	19.69	21.00

LTE Band 2 Receiver off/Hotspot off				Conducted Power(dBm)			
Bandwidth	Modulation	RB size	RB offset	Channel 18607	Channel 18900	Channel 19193	Tune up
1.4MHz	QPSK	1	0	20.15	20.11	20.13	21.00
		1	2	20.12	19.86	19.88	21.00
		1	5	20.02	19.74	19.74	21.00
		3	0	20.16	19.84	19.92	21.00
		3	2	20.08	19.83	19.75	21.00
		3	3	20.07	19.80	19.78	21.00
		6	0	20.18	19.80	19.84	21.00
	16QAM	1	0	20.10	20.16	19.93	21.00
		1	2	20.09	19.93	20.01	21.00
		1	5	20.09	19.92	19.97	21.00
		3	0	20.18	19.87	19.96	21.00
		3	2	20.15	19.82	19.84	21.00
		3	3	20.09	19.79	19.80	21.00
		6	0	20.14	19.88	19.93	21.00
	64QAM	1	0	20.10	20.09	19.85	21.00
		1	2	20.03	19.87	19.95	21.00
		1	5	19.97	19.83	19.91	21.00
		3	0	20.03	19.87	19.92	21.00
		3	2	20.06	19.76	19.70	21.00
		3	3	19.96	19.71	19.78	21.00
		6	0	20.06	19.76	19.93	21.00
Bandwidth	Modulation	RB size	RB offset	Channel 18615	Channel 18900	Channel 19185	Tune up
3MHz	QPSK	1	0	20.11	20.11	20.01	21.00
		1	7	20.08	19.81	19.79	21.00
		1	14	20.00	19.63	19.64	21.00
		8	0	20.12	19.84	19.86	21.00
		8	4	20.02	19.78	19.67	21.00
		8	7	20.01	19.79	19.70	21.00
		15	0	20.12	19.76	19.79	21.00
	16QAM	1	0	20.02	20.08	19.91	21.00
		1	7	20.03	19.82	19.97	21.00
		1	14	20.08	19.80	19.90	21.00
		8	0	20.08	19.80	19.90	21.00
		8	4	20.05	19.70	19.82	21.00
		8	7	20.05	19.70	19.80	21.00
		15	0	20.10	19.82	19.87	21.00
	64QAM	1	0	19.97	20.02	19.84	21.00
		1	7	19.95	19.78	19.83	21.00
		1	14	20.07	19.65	19.84	21.00

Unless otherwise agreed in writing, this document is issued by the Company subject to its General Conditions of Service printed overleaf, available on request or accessible at http://www.sgs.com/en/Terms-and-Conditions.aspx and, for electronic format documents, subject to Terms and Conditions for Electronic Documents at http://www.sgs.com/en/Terms-and-Conditions/Terms-e-Document.aspx. Attention is drawn to the limitation of liability, indemnification and jurisdiction issues defined therein. Any holder of this document is advised that information contained hereon reflects the Company's findings at the time of its intervention only and within the limits of Client's instructions, if any. The Company's sole responsibility is to its Client and this document does not exonerate parties to a transaction from exercising all their rights and obligations under the transaction documents. This document cannot be reproduced except in full, without prior written approval of the Company. Any unauthorized alteration, forgery or falsification of the content or appearance of this document is unlawful and offenders may be prosecuted to the fullest extent of the law. Unless otherwise stated the results shown in this test report refer only to the sample(s) tested and such sample(s) are retained for 30 days only.
Attention: To check the authenticity of testing /inspection report & certificate, please contact us at telephone: (86-755) 8307 1443, or email: CN.Doccheck@sgs.com

SGS-CSTC Standards Technical Services Co.,Ltd. Shenzhen Branch Testing Center EEC Laboratory
No.1 Workshop, M-10, Middle Section, Science & Technology Park, Shenzhen, China 518057 t (86-755) 26012053 f (86-755) 26710594 www.sgsgroup.com.cn
中国·深圳·科技园中区M-10栋一号厂房 邮编: 518057 t (86-755) 26012053 f (86-755) 26710594 sgs.china@sgs.com

		8	0	20.04	19.66	19.90	21.00
		8	4	19.93	19.63	19.81	21.00
		8	7	20.04	19.59	19.72	21.00
		15	0	20.07	19.77	19.76	21.00
Bandwidth	Modulation	RB size	RB offset	Channel 18625	Channel 18900	Channel 19175	Tune up
5MHz	QPSK	1	0	20.08	20.06	20.13	21.00
		1	13	20.04	19.77	19.78	21.00
		1	24	20.01	19.65	19.67	21.00
		12	0	20.16	19.77	19.80	21.00
		12	6	20.07	19.79	19.73	21.00
		12	13	19.99	19.68	19.66	21.00
		25	0	20.15	19.77	19.77	21.00
	16QAM	1	0	20.00	20.08	19.86	21.00
		1	13	20.02	19.87	19.98	21.00
		1	24	19.97	19.87	19.96	21.00
		12	0	20.13	19.87	19.90	21.00
		12	6	20.07	19.81	19.79	21.00
		12	13	20.03	19.71	19.72	21.00
		25	0	20.10	19.76	19.81	21.00
	64QAM	1	0	19.96	19.99	19.73	21.00
		1	13	20.01	19.80	19.83	21.00
		1	24	19.83	19.79	19.87	21.00
		12	0	20.11	19.87	19.89	21.00
		12	6	19.97	19.80	19.76	21.00
		12	13	19.90	19.59	19.57	21.00
		25	0	20.01	19.76	19.73	21.00
Bandwidth	Modulation	RB size	RB offset	Channel 18650	Channel 18900	Channel 19150	Tune up
10MHz	QPSK	1	0	20.05	20.00	20.10	21.00
		1	25	20.04	19.80	19.81	21.00
		1	49	19.98	19.63	19.74	21.00
		25	0	20.08	19.75	19.86	21.00
		25	13	20.07	19.79	19.67	21.00
		25	25	19.98	19.68	19.76	21.00
		50	0	20.14	19.71	19.73	21.00
	16QAM	1	0	20.10	20.07	19.91	21.00
		1	25	20.01	19.91	20.00	21.00
		1	49	20.05	19.86	19.97	21.00
		25	0	20.16	19.77	19.88	21.00
		25	13	20.10	19.79	19.83	21.00
		25	25	20.00	19.73	19.78	21.00
		50	0	20.02	19.87	19.88	21.00
	64QAM	1	0	20.06	20.07	19.77	21.00
		1	25	19.87	19.83	19.87	21.00
		1	49	19.92	19.83	19.96	21.00
		25	0	20.11	19.76	19.77	21.00

Unless otherwise agreed in writing, this document is issued by the Company subject to its General Conditions of Service printed overleaf, available on request or accessible at http://www.sgs.com/en/Terms-and-Conditions.aspx and, for electronic format documents, subject to Terms and Conditions for Electronic Documents at http://www.sgs.com/en/Terms-and-Conditions/Terms-e-Document.aspx. Attention is drawn to the limitation of liability, indemnification and jurisdiction issues defined therein. Any holder of this document is advised that information contained hereon reflects the Company's findings at the time of its intervention only and within the limits of Client's instructions, if any. The Company's sole responsibility is to its Client and this document does not exonerate parties to a transaction from exercising all their rights and obligations under the transaction documents. This document cannot be reproduced except in full, without prior written approval of the Company. Any unauthorized alteration, forgery or falsification of the content or appearance of this document is unlawful and offenders may be prosecuted to the fullest extent of the law. Unless otherwise stated the results shown in this test report refer only to the sample(s) tested and such sample(s) are retained for 30 days only.
Attention: To check the authenticity of testing /inspection report & certificate, please contact us at telephone: (86-755) 8307 1443, or email: CN.Doccheck@sgs.com

		25	13	20.10	19.74	19.70	21.00
		25	25	19.90	19.69	19.63	21.00
		50	0	19.88	19.75	19.85	21.00
Bandwidth	Modulation	RB size	RB offset	Channel 18675	Channel 18900	Channel 19125	Tune up
15MHz	QPSK	1	0	20.07	20.08	20.02	21.00
		1	38	20.00	19.83	19.83	21.00
		1	74	19.97	19.64	19.71	21.00
		36	0	20.12	19.80	19.87	21.00
		36	18	20.08	19.74	19.67	21.00
		36	39	20.03	19.70	19.73	21.00
		75	0	20.16	19.72	19.73	21.00
	16QAM	1	0	20.04	20.05	19.87	21.00
		1	38	20.05	19.93	20.00	21.00
		1	74	19.99	19.88	19.95	21.00
		36	0	20.10	19.81	19.88	21.00
		36	18	20.05	19.75	19.82	21.00
		36	39	20.03	19.74	19.73	21.00
		75	0	20.09	19.77	19.86	21.00
	64QAM	1	0	19.92	20.02	19.81	21.00
		1	38	19.96	19.84	19.85	21.00
		1	74	19.98	19.79	19.83	21.00
		36	0	20.01	19.74	19.80	21.00
		36	18	20.00	19.67	19.73	21.00
		36	39	19.96	19.61	19.61	21.00
		75	0	19.96	19.64	19.74	21.00
Bandwidth	Modulation	RB size	RB offset	Channel 18700	Channel 18900	Channel 19100	Tune up
20MHz	QPSK	1	0	20.04	20.01	20.00	21.00
		1	50	20.01	19.97	**20.04**	21.00
		1	99	**20.06**	**20.05**	20.01	21.00
		50	0	**20.23**	**19.95**	**19.99**	21.00
		50	25	20.14	19.94	19.82	21.00
		50	50	20.15	19.85	19.79	21.00
		100	0	20.02	**20.04**	19.89	21.00
	16QAM	1	0	20.21	20.25	19.94	21.00
		1	50	20.19	20.00	20.04	21.00
		1	99	20.18	20.03	19.97	21.00
		50	0	20.20	19.90	19.99	21.00
		50	25	20.25	19.92	19.88	21.00
		50	50	20.09	19.79	19.90	21.00
		100	0	20.24	19.88	19.99	21.00
	64QAM	1	0	20.13	20.17	19.81	21.00
		1	50	20.14	19.95	19.94	21.00
		1	99	20.05	20.02	19.89	21.00
		50	0	20.17	19.78	19.88	21.00
		50	25	20.22	19.91	19.75	21.00

Unless otherwise agreed in writing, this document is issued by the Company subject to its General Conditions of Service printed overleaf, available on request or accessible at http://www.sgs.com/en/Terms-and-Conditions.aspx and, for electronic format documents, subject to Terms and Conditions for Electronic Documents at http://www.sgs.com/en/Terms-and-Conditions/Terms-e-Document.aspx. Attention is drawn to the limitation of liability, indemnification and jurisdiction issues defined therein. Any holder of this document is advised that information contained hereon reflects the Company's findings at the time of its intervention only and within the limits of Client's instructions, if any. The Company's sole responsibility is to its Client and this document does not exonerate parties to a transaction from exercising all their rights and obligations under the transaction documents. This document cannot be reproduced except in full, without prior written approval of the Company. Any unauthorized alteration, forgery or falsification of the content or appearance of this document is unlawful and offenders may be prosecuted to the fullest extent of the law. Unless otherwise stated the results shown in this test report refer only to the sample(s) tested and such sample(s) are retained for 30 days only.
Attention: To check the authenticity of testing /inspection report & certificate, please contact us at telephone: (86-755) 8307 1443, or email: CN.Doccheck@sgs.com

		50	50	19.99	19.71	19.79	21.00
		100	0	20.19	19.83	19.84	21.00

LTE Band 2 Hotspot on				Conducted Power(dBm)			
Bandwidth	Modulation	RB size	RB offset	Channel 18607	Channel 18900	Channel 19193	Tune up
1.4MHz	QPSK	1	0	19.13	18.95	19.14	20.00
		1	2	19.14	19.18	18.86	20.00
		1	5	19.11	18.96	18.92	20.00
		3	0	19.18	18.90	18.93	20.00
		3	2	19.13	19.08	19.04	20.00
		3	3	19.15	19.00	18.97	20.00
		6	0	19.05	18.99	18.88	20.00
	16QAM	1	0	19.21	19.22	18.95	20.00
		1	2	19.19	19.20	19.24	20.00
		1	5	19.18	19.16	19.08	20.00
		3	0	19.14	19.06	18.97	20.00
		3	2	19.22	19.05	19.07	20.00
		3	3	19.04	19.00	18.95	20.00
		6	0	19.16	19.02	19.13	20.00
	64QAM	1	0	19.12	19.19	18.94	20.00
		1	2	19.06	19.17	19.10	20.00
		1	5	19.06	19.06	18.98	20.00
		3	0	19.13	19.05	18.94	20.00
		3	2	19.18	19.01	18.96	20.00
		3	3	18.94	18.99	18.84	20.00
		6	0	19.05	18.97	19.02	20.00
Bandwidth	Modulation	RB size	RB offset	Channel 18615	Channel 18900	Channel 19185	Tune up
3MHz	QPSK	1	0	19.07	19.11	19.13	20.00
		1	7	19.13	18.89	19.02	20.00
		1	14	19.06	18.96	18.86	20.00
		8	0	19.13	19.11	18.96	20.00
		8	4	19.17	18.97	19.02	20.00
		8	7	19.06	18.93	18.94	20.00
		15	0	19.05	18.97	19.00	20.00
	16QAM	1	0	19.16	19.15	19.16	20.00
		1	7	19.11	19.19	19.17	20.00
		1	14	19.15	19.08	19.25	20.00
		8	0	19.19	19.09	18.98	20.00
		8	4	19.23	19.06	18.98	20.00
		8	7	19.15	19.06	18.98	20.00
		15	0	19.25	19.02	19.04	20.00
	64QAM	1	0	19.10	19.12	19.04	20.00
		1	7	19.04	19.18	19.13	20.00

Unless otherwise agreed in writing, this document is issued by the Company subject to its General Conditions of Service printed overleaf, available on request or accessible at http://www.sgs.com/en/Terms-and-Conditions.aspx and, for electronic format documents, subject to Terms and Conditions for Electronic Documents at http://www.sgs.com/en/Terms-and-Conditions/Terms-e-Document.aspx. Attention is drawn to the limitation of liability, indemnification and jurisdiction issues defined therein. Any holder of this document is advised that information contained hereon reflects the Company's findings at the time of its intervention only and within the limits of Client's instructions, if any. The Company's sole responsibility is to its Client and this document does not exonerate parties to a transaction from exercising all their rights and obligations under the transaction documents. This document cannot be reproduced except in full, without prior written approval of the Company. Any unauthorized alteration, forgery or falsification of the content or appearance of this document is unlawful and offenders may be prosecuted to the fullest extent of the law. Unless otherwise stated the results shown in this test report refer only to the sample(s) tested and such sample(s) are retained for 30 days only.
Attention: To check the authenticity of testing /inspection report & certificate, please contact us at telephone: (86-755) 8307 1443, or email: CN.Doccheck@sgs.com
No.1 Workshop, M-10, Middle Section, Science & Technology Park, Shenzhen, China 518057 t (86–755) 26012053 f (86–755) 26710594 www.sgsgroup.com.cn
中国·深圳·科技园中区M–10栋一号厂房 邮编: 518057 t (86–755) 26012053 f (86–755) 26710594 sgs.china@sgs.com

		1	14	19.00	19.05	19.24	20.00
		8	0	19.10	18.95	18.84	20.00
		8	4	19.18	19.05	18.98	20.00
		8	7	19.10	18.95	18.86	20.00
		15	0	19.16	18.92	19.03	20.00
Bandwidth	Modulation	RB size	RB offset	Channel 18625	Channel 18900	Channel 19175	Tune up
5MHz	**QPSK**	1	0	19.14	18.98	19.06	20.00
		1	13	19.07	19.11	19.06	20.00
		1	24	18.96	18.89	19.00	20.00
		12	0	19.20	18.96	19.17	20.00
		12	6	19.12	19.04	19.05	20.00
		12	13	19.01	19.02	19.01	20.00
		25	0	19.16	19.08	19.08	20.00
	16QAM	1	0	19.24	19.18	19.23	20.00
		1	13	19.25	19.15	19.09	20.00
		1	24	19.25	18.97	19.14	20.00
		12	0	19.22	18.99	19.08	20.00
		12	6	19.22	19.12	19.02	20.00
		12	13	19.11	18.93	18.98	20.00
		25	0	19.09	19.11	19.04	20.00
	64QAM	1	0	19.13	19.07	19.12	20.00
		1	13	19.14	19.07	19.06	20.00
		1	24	19.10	18.82	19.06	20.00
		12	0	19.17	18.97	19.08	20.00
		12	6	19.15	19.05	18.99	20.00
		12	13	19.06	18.78	18.88	20.00
		25	0	19.05	19.01	19.00	20.00
Bandwidth	Modulation	RB size	RB offset	Channel 18650	Channel 18900	Channel 19150	Tune up
10MHz	QPSK	1	0	19.04	19.03	19.16	20.00
		1	25	19.22	19.14	19.21	20.00
		1	49	19.24	19.14	18.95	20.00
		25	0	19.25	19.05	19.18	20.00
		25	13	19.23	19.03	19.20	20.00
		25	25	19.16	19.05	19.19	20.00
		50	0	19.15	19.16	19.12	20.00
	16QAM	1	0	19.07	19.14	19.01	20.00
		1	25	19.24	19.21	19.21	20.00
		1	49	19.28	19.11	18.76	20.00
		25	0	19.13	19.14	19.19	20.00
		25	13	19.22	19.08	19.18	20.00
		25	25	19.16	19.06	19.21	20.00
		50	0	19.21	19.09	19.15	20.00
	64QAM	1	0	19.04	19.00	18.86	20.00
		1	25	19.11	19.20	19.17	20.00
		1	49	19.18	19.09	18.73	20.00

Unless otherwise agreed in writing, this document is issued by the Company subject to its General Conditions of Service printed overleaf, available on request or accessible at http://www.sgs.com/en/Terms-and-Conditions.aspx and, for electronic format documents, subject to Terms and Conditions for Electronic Documents at http://www.sgs.com/en/Terms-and-Conditions/Terms-e-Document.aspx. Attention is drawn to the limitation of liability, indemnification and jurisdiction issues defined therein. Any holder of this document is advised that information contained hereon reflects the Company's findings at the time of its intervention only and within the limits of Client's instructions, if any. The Company's sole responsibility is to its Client and this document does not exonerate parties to a transaction from exercising all their rights and obligations under the transaction documents. This document cannot be reproduced except in full, without prior written approval of the Company. Any unauthorized alteration, forgery or falsification of the content or appearance of this document is unlawful and offenders may be prosecuted to the fullest extent of the law. Unless otherwise stated the results shown in this test report refer only to the sample(s) tested and such sample(s) are retained for 30 days only.
Attention: To check the authenticity of testing /inspection report & certificate, please contact us at telephone: (86-755) 8307 1443, or email: CN.Doccheck@sgs.com

SGS-CSTC Standards Technical Services Co.,Ltd. Shenzhen Branch Testing Center EEC Laboratory
No.1 Workshop, M-10, Middle Section, Science & Technology Park, Shenzhen, China 518057 t (86-755) 26012053 f (86-755) 26710594 www.sgsgroup.com.cn
中国·深圳·科技园中区M-10栋一号厂房 邮编: 518057 t (86-755) 26012053 f (86-755) 26710594 sgs.china@sgs.com

		25	0	19.11	19.05	19.12	20.00
		25	13	19.22	19.01	19.09	20.00
		25	25	19.16	19.06	19.18	20.00
		50	0	19.14	19.03	19.15	20.00
Bandwidth	Modulation	RB size	RB offset	Channel 18675	Channel 18900	Channel 19125	Tune up
15MHz	QPSK	1	0	19.16	19.06	19.12	20.00
		1	38	18.99	19.09	19.02	20.00
		1	74	19.37	19.22	19.28	20.00
		36	0	19.10	19.18	19.27	20.00
		36	18	19.10	18.94	19.06	20.00
		36	39	19.15	19.07	19.20	20.00
		75	0	19.09	19.10	19.18	20.00
	16QAM	1	0	19.24	19.16	19.04	20.00
		1	38	19.11	19.14	19.25	20.00
		1	74	19.31	19.21	19.26	20.00
		36	0	19.18	19.16	19.27	20.00
		36	18	19.10	19.11	19.14	20.00
		36	39	19.19	18.99	19.20	20.00
		75	0	19.11	19.18	19.29	20.00
	64QAM	1	0	19.10	19.05	18.94	20.00
		1	38	19.07	19.00	19.21	20.00
		1	74	19.27	19.08	19.17	20.00
		36	0	19.18	19.16	19.22	20.00
		36	18	19.00	19.04	19.09	20.00
		36	39	19.13	18.92	19.15	20.00
		75	0	19.01	19.04	19.27	20.00
Bandwidth	Modulation	RB size	RB offset	Channel 18700	Channel 18900	Channel 19100	Tune up
20MHz	QPSK	1	0	19.19	19.09	19.19	20.00
		1	50	19.17	19.09	**19.21**	20.00
		1	99	**19.23**	**19.10**	19.18	20.00
		50	0	**19.22**	**19.21**	**19.13**	20.00
		50	25	19.04	19.16	19.09	20.00
		50	50	19.16	19.14	19.04	20.00
		100	0	19.12	**19.27**	19.26	20.00
	16QAM	1	0	19.21	19.25	19.32	20.00
		1	50	19.22	19.28	19.21	20.00
		1	99	19.17	19.00	19.11	20.00
		50	0	19.23	19.28	19.35	20.00
		50	25	19.08	19.23	19.29	20.00
		50	50	19.10	19.01	19.28	20.00
		100	0	19.22	19.23	19.28	20.00
	64QAM	1	0	19.08	19.17	19.18	20.00
		1	50	19.22	19.13	19.11	20.00
		1	99	19.12	19.00	19.04	20.00
		50	0	19.19	19.20	19.32	20.00

Unless otherwise agreed in writing, this document is issued by the Company subject to its General Conditions of Service printed overleaf, available on request or accessible at http://www.sgs.com/en/Terms-and-Conditions.aspx and, for electronic format documents, subject to Terms and Conditions for Electronic Documents at http://www.sgs.com/en/Terms-and-Conditions/Terms-e-Document.aspx. Attention is drawn to the limitation of liability, indemnification and jurisdiction issues defined therein. Any holder of this document is advised that information contained hereon reflects the Company's findings at the time of its intervention only and within the limits of Client's instructions, if any. The Company's sole responsibility is to its Client and this document does not exonerate parties to a transaction from exercising all their rights and obligations under the transaction documents. This document cannot be reproduced except in full, without prior written approval of the Company. Any unauthorized alteration, forgery or falsification of the content or appearance of this document is unlawful and offenders may be prosecuted to the fullest extent of the law. Unless otherwise stated the results shown in this test report refer only to the sample(s) tested and such sample(s) are retained for 30 days only.
Attention: To check the authenticity of testing /inspection report & certificate, please contact us at telephone: (86-755) 8307 1443, or email: CN.Doccheck@sgs.com

		50	25	19.07	19.19	19.20	20.00
		50	50	19.08	18.95	19.18	20.00
		100	0	19.08	19.19	19.28	20.00

LTE Band 4 Receiver on				Conducted Power(dBm)			
Bandwidth	Modulation	RB size	RB offset	Channel 19957	Channel 20175	Channel 20393	Tune up
1.4MHz	QPSK	1	0	22.60	22.68	22.84	24.00
		1	2	22.78	22.76	22.83	24.00
		1	5	22.87	22.65	22.86	24.00
		3	0	22.01	22.03	22.10	24.00
		3	2	22.74	22.89	22.90	24.00
		3	3	22.75	22.80	22.68	24.00
		6	0	21.76	21.80	21.84	23.00
	16QAM	1	0	21.79	21.86	22.09	23.00
		1	2	21.84	21.82	22.04	23.00
		1	5	21.96	22.03	22.02	23.00
		3	0	21.84	22.03	22.01	23.00
		3	2	21.98	21.95	22.04	23.00
		3	3	21.87	21.95	22.06	23.00
		6	0	21.00	21.07	20.86	22.00
	64QAM	1	0	20.76	20.74	21.07	22.00
		1	2	20.70	20.68	21.04	22.00
		1	5	20.86	20.90	20.99	22.00
		3	0	20.59	21.01	21.03	22.00
		3	2	20.85	20.87	21.07	22.00
		3	3	20.86	20.87	21.04	22.00
		6	0	19.95	19.99	19.72	21.00
Bandwidth	Modulation	RB size	RB offset	Channel 19965	Channel 20175	Channel 20385	Tune up
3MHz	QPSK	1	0	22.68	22.71	22.84	24.00
		1	7	22.73	22.75	22.71	24.00
		1	14	22.81	22.72	22.87	24.00
		8	0	21.94	21.95	22.19	23.00
		8	4	21.89	22.06	22.10	23.00
		8	7	21.82	21.94	22.24	23.00
		15	0	21.82	21.96	22.06	23.00
	16QAM	1	0	21.86	21.82	21.91	23.00
		1	7	21.95	21.83	21.81	23.00
		1	14	21.77	21.75	21.83	23.00
		8	0	20.86	20.83	20.70	22.00
		8	4	20.84	20.85	20.75	22.00
		8	7	20.83	20.84	20.76	22.00
		15	0	20.87	20.76	20.70	22.00
	64QAM	1	0	20.75	20.77	20.79	22.00

Unless otherwise agreed in writing, this document is issued by the Company subject to its General Conditions of Service printed overleaf, available on request or accessible at http://www.sgs.com/en/Terms-and-Conditions.aspx and, for electronic format documents, subject to Terms and Conditions for Electronic Documents at http://www.sgs.com/en/Terms-and-Conditions/Terms-e-Document.aspx. Attention is drawn to the limitation of liability, indemnification and jurisdiction issues defined therein. Any holder of this document is advised that information contained hereon reflects the Company's findings at the time of its intervention only and within the limits of Client's instructions, if any. The Company's sole responsibility is to its Client and this document does not exonerate parties to a transaction from exercising all their rights and obligations under the transaction documents. This document cannot be reproduced except in full, without prior written approval of the Company. Any unauthorized alteration, forgery or falsification of the content or appearance of this document is unlawful and offenders may be prosecuted to the fullest extent of the law. Unless otherwise stated the results shown in this test report refer only to the sample(s) tested and such sample(s) are retained for 30 days only.
Attention: To check the authenticity of testing /inspection report & certificate, please contact us at telephone: (86-755) 8307 1443, or email: CN.Doccheck@sgs.com

SGS-CSTC Standards Technical Services Co., Ltd. Shenzhen Branch Testing Center EEC Laboratory
No.1 Workshop, M-10, Middle Section, Science & Technology Park, Shenzhen, China 518057 t (86-755) 26012053 f (86-755) 26710594 www.sgsgroup.com.cn
中国·深圳·科技园中区M-10栋一号厂房 邮编: 518057 t (86-755) 26012053 f (86-755) 26710594 sgs.china@sgs.com

		1	7	20.94	20.73	20.70	22.00
		1	14	20.66	20.65	20.77	22.00
		8	0	19.84	19.82	19.64	21.00
		8	4	19.72	19.71	19.74	21.00
		8	7	19.78	19.80	19.61	21.00
		15	0	19.87	19.71	19.62	21.00
Bandwidth	Modulation	RB size	RB offset	Channel 19975	Channel 20175	Channel 20375	Tune up
5MHz	QPSK	1	0	22.61	22.73	22.84	24.00
		1	13	22.68	22.73	22.91	24.00
		1	24	22.73	22.83	22.68	24.00
		12	0	21.74	21.76	21.74	23.00
		12	6	21.83	21.96	22.03	23.00
		12	13	22.10	21.93	21.89	23.00
		25	0	21.84	21.94	21.72	23.00
	16QAM	1	0	21.82	22.06	22.01	23.00
		1	13	21.74	21.85	22.02	23.00
		1	24	21.86	21.80	21.88	23.00
		12	0	20.85	20.86	20.78	22.00
		12	6	20.78	20.93	20.72	22.00
		12	13	20.93	20.85	20.84	22.00
		25	0	20.82	20.84	20.73	22.00
	64QAM	1	0	20.81	21.04	20.94	22.00
		1	13	20.64	20.82	20.94	22.00
		1	24	20.75	20.75	20.78	22.00
		12	0	19.82	19.81	19.65	21.00
		12	6	19.67	19.82	19.57	21.00
		12	13	19.79	19.82	19.84	21.00
		25	0	19.78	19.71	19.65	21.00
Bandwidth	Modulation	RB size	RB offset	Channel 20000	Channel 20175	Channel 20350	Tune up
10MHz	QPSK	1	0	22.65	22.74	22.75	24.00
		1	25	22.82	22.70	22.84	24.00
		1	49	22.71	22.80	22.89	24.00
		25	0	21.83	21.75	21.66	23.00
		25	13	21.85	21.84	21.73	23.00
		25	25	21.95	21.73	22.01	23.00
		50	0	21.74	21.61	21.76	23.00
	16QAM	1	0	22.07	22.20	21.80	23.00
		1	25	21.88	21.93	21.92	23.00
		1	49	21.69	21.82	22.03	23.00
		25	0	20.76	20.65	20.78	22.00
		25	13	20.75	20.72	20.79	22.00
		25	25	20.88	20.75	20.78	22.00
		50	0	20.75	20.63	20.80	22.00
	64QAM	1	0	20.99	21.16	20.66	22.00
		1	25	20.85	20.78	20.91	22.00

Unless otherwise agreed in writing, this document is issued by the Company subject to its General Conditions of Service printed overleaf, available on request or accessible at http://www.sgs.com/en/Terms-and-Conditions.aspx and, for electronic format documents, subject to Terms and Conditions for Electronic Documents at http://www.sgs.com/en/Terms-and-Conditions/Terms-e-Document.aspx. Attention is drawn to the limitation of liability, indemnification and jurisdiction issues defined therein. Any holder of this document is advised that information contained hereon reflects the Company's findings at the time of its intervention only and within the limits of Client's instructions, if any. The Company's sole responsibility is to its Client and this document does not exonerate parties to a transaction from exercising all their rights and obligations under the transaction documents. This document cannot be reproduced except in full, without prior written approval of the Company. Any unauthorized alteration, forgery or falsification of the content or appearance of this document is unlawful and offenders may be prosecuted to the fullest extent of the law. Unless otherwise stated the results shown in this test report refer only to the sample(s) tested and such sample(s) are retained for 30 days only.
Attention: To check the authenticity of testing /inspection report & certificate, please contact us at telephone: (86-755) 8307 1443, or email: CN.Doccheck@sgs.com

		1	49	20.67	20.70	21.00	22.00
		25	0	19.63	19.64	19.64	21.00
		25	13	19.71	19.72	19.65	21.00
		25	25	19.86	19.75	19.68	21.00
		50	0	19.75	19.51	19.80	21.00
Bandwidth	Modulation	RB size	RB offset	Channel 20025	Channel 20175	Channel 20325	Tune up
15MHz	QPSK	1	0	22.68	22.87	22.86	24.00
		1	38	22.70	22.83	22.72	24.00
		1	74	22.85	22.76	22.78	24.00
		36	0	21.86	21.77	21.83	23.00
		36	18	21.79	21.85	21.74	23.00
		36	39	21.86	21.74	21.85	23.00
		75	0	21.82	21.91	21.73	23.00
	16QAM	1	0	21.73	21.74	22.04	23.00
		1	38	21.62	21.67	21.90	23.00
		1	74	21.80	21.70	21.61	23.00
		36	0	20.83	20.73	20.62	22.00
		36	18	20.81	20.68	20.64	22.00
		36	39	20.87	20.84	20.81	22.00
		75	0	20.74	20.83	20.64	22.00
	64QAM	1	0	20.61	20.66	20.99	22.00
		1	38	20.58	20.53	20.81	22.00
		1	74	20.68	20.63	20.50	22.00
		36	0	19.75	19.61	19.49	21.00
		36	18	19.80	19.53	19.62	21.00
		36	39	19.80	19.70	19.71	21.00
		75	0	19.69	19.79	19.50	21.00
Bandwidth	Modulation	RB size	RB offset	Channel 20050	Channel 20175	Channel 20300	Tune up
20MHz	QPSK	1	0	22.64	22.62	22.66	24.00
		1	50	22.93	22.70	**22.95**	24.00
		1	99	22.68	22.75	22.76	24.00
		50	0	21.82	21.83	21.75	23.00
		50	25	21.84	21.86	21.83	23.00
		50	50	21.83	21.85	**21.87**	23.00
		100	0	21.80	21.73	21.77	23.00
	16QAM	1	0	21.86	21.85	21.75	23.00
		1	50	21.83	21.75	21.95	23.00
		1	99	21.86	21.78	21.92	23.00
		50	0	20.92	20.73	20.86	22.00
		50	25	20.72	20.83	20.84	22.00
		50	50	20.78	20.82	20.83	22.00
		100	0	20.79	20.85	20.83	22.00
	64QAM	1	0	20.83	20.70	20.66	22.00
		1	50	20.81	20.61	20.92	22.00
		1	99	20.84	20.71	20.86	22.00

Unless otherwise agreed in writing, this document is issued by the Company subject to its General Conditions of Service printed overleaf, available on request or accessible at http://www.sgs.com/en/Terms-and-Conditions.aspx and, for electronic format documents, subject to Terms and Conditions for Electronic Documents at http://www.sgs.com/en/Terms-and-Conditions/Terms-e-Document.aspx. Attention is drawn to the limitation of liability, indemnification and jurisdiction issues defined therein. Any holder of this document is advised that information contained hereon reflects the Company's findings at the time of its intervention only and within the limits of Client's instructions, if any. The Company's sole responsibility is to its Client and this document does not exonerate parties to a transaction from exercising all their rights and obligations under the transaction documents. This document cannot be reproduced except in full, without prior written approval of the Company. Any unauthorized alteration, forgery or falsification of the content or appearance of this document is unlawful and offenders may be prosecuted to the fullest extent of the law. Unless otherwise stated the results shown in this test report refer only to the sample(s) tested and such sample(s) are retained for 30 days only.
Attention: To check the authenticity of testing /inspection report & certificate, please contact us at telephone: (86-755) 8307 1443, or email: CN.Doccheck@sgs.com

		50	0	19.81	19.59	19.85	21.00
		50	25	19.61	19.76	19.80	21.00
		50	50	19.63	19.73	19.69	21.00
		100	0	19.66	19.77	19.70	21.00

LTE Band 4 Receiver off/Hotspot off				Conducted Power(dBm)			
Bandwidth	Modulation	RB size	RB offset	Channel 19957	Channel 20175	Channel 20393	Tune up
1.4MHz	QPSK	1	0	20.12	20.24	20.07	21.00
		1	2	19.91	20.10	20.20	21.00
		1	5	19.92	20.05	20.07	21.00
		3	0	19.91	19.99	20.25	21.00
		3	2	19.92	20.10	20.23	21.00
		3	3	19.78	19.94	20.17	21.00
		6	0	19.95	20.09	20.23	21.00
	16QAM	1	0	20.21	20.22	20.17	21.00
		1	2	20.26	20.26	20.08	21.00
		1	5	20.07	20.29	20.17	21.00
		3	0	19.92	20.16	20.24	21.00
		3	2	19.95	20.16	20.23	21.00
		3	3	19.90	19.99	20.12	21.00
		6	0	19.89	20.12	20.16	21.00
	64QAM	1	0	20.09	20.07	20.11	21.00
		1	2	20.13	20.11	19.97	21.00
		1	5	19.94	20.25	20.03	21.00
		3	0	19.87	20.14	20.10	21.00
		3	2	19.94	20.11	20.14	21.00
		3	3	19.90	19.84	20.07	21.00
		6	0	19.78	20.08	20.15	21.00
Bandwidth	Modulation	RB size	RB offset	Channel 19965	Channel 20175	Channel 20385	Tune up
3MHz	QPSK	1	0	19.96	20.05	20.19	21.00
		1	7	19.90	20.11	20.25	21.00
		1	14	19.89	20.03	20.03	21.00
		8	0	19.90	19.99	20.26	21.00
		8	4	19.91	20.10	20.21	21.00
		8	7	19.83	19.98	20.13	21.00
		15	0	19.90	20.11	20.24	21.00
	16QAM	1	0	20.19	20.22	20.21	21.00
		1	7	20.27	20.23	20.07	21.00
		1	14	20.25	20.30	20.09	21.00
		8	0	19.97	20.18	20.16	21.00
		8	4	19.97	20.13	20.26	21.00
		8	7	19.89	20.01	20.12	21.00
		15	0	19.84	20.14	20.13	21.00

Unless otherwise agreed in writing, this document is issued by the Company subject to its General Conditions of Service printed overleaf, available on request or accessible at http://www.sgs.com/en/Terms-and-Conditions.aspx and, for electronic format documents, subject to Terms and Conditions for Electronic Documents at http://www.sgs.com/en/Terms-and-Conditions/Terms-e-Document.aspx. Attention is drawn to the limitation of liability, indemnification and jurisdiction issues defined therein. Any holder of this document is advised that information contained hereon reflects the Company's findings at the time of its intervention only and within the limits of Client's instructions, if any. The Company's sole responsibility is to its Client and this document does not exonerate parties to a transaction from exercising all their rights and obligations under the transaction documents. This document cannot be reproduced except in full, without prior written approval of the Company. Any unauthorized alteration, forgery or falsification of the content or appearance of this document is unlawful and offenders may be prosecuted to the fullest extent of the law. Unless otherwise stated the results shown in this test report refer only to the sample(s) tested and such sample(s) are retained for 30 days only.
Attention: To check the authenticity of testing /inspection report & certificate, please contact us at telephone: (86-755) 8307 1443, or email: CN.Doccheck@sgs.com

SGS-CSTC Standards Technical Services Co.,Ltd. Shenzhen Branch Testing Center EEC Laboratory
No.1 Workshop, M-10, Middle Section, Science & Technology Park, Shenzhen, China 518057 t (86-755) 26012053 f (86-755) 26710594 www.sgsgroup.com.cn
中国·深圳·科技园中区M-10栋一号厂房 邮编: 518057 t (86-755) 26012053 f (86-755) 26710594 sgs.china@sgs.com

	64QAM	1	0	20.12	20.17	20.18	21.00
		1	7	20.27	20.16	19.96	21.00
		1	14	20.13	20.27	20.08	21.00
		8	0	19.90	20.08	20.02	21.00
		8	4	19.84	19.99	20.20	21.00
		8	7	19.88	19.86	20.03	21.00
		15	0	19.76	20.00	19.99	21.00
Bandwidth	Modulation	RB size	RB offset	Channel 19975	Channel 20175	Channel 20375	Tune up
5MHz	QPSK	1	0	20.07	20.18	20.19	21.00
		1	13	20.04	20.24	20.25	21.00
		1	24	20.03	20.15	20.18	21.00
		12	0	20.04	20.13	20.16	21.00
		12	6	20.03	20.20	20.24	21.00
		12	13	19.93	20.09	20.28	21.00
		25	0	20.05	20.24	20.29	21.00
	16QAM	1	0	20.34	20.34	20.12	21.00
		1	13	20.08	20.17	20.22	21.00
		1	24	20.15	20.03	20.14	21.00
		12	0	20.07	20.28	20.17	21.00
		12	6	20.08	20.28	20.26	21.00
		12	13	20.04	20.14	20.27	21.00
		25	0	19.99	20.25	20.28	21.00
	64QAM	1	0	20.31	20.34	20.01	21.00
		1	13	20.07	20.17	20.17	21.00
		1	24	20.15	19.89	20.12	21.00
		12	0	19.93	20.22	20.12	21.00
		12	6	20.02	20.20	20.18	21.00
		12	13	19.98	20.01	20.19	21.00
		25	0	19.93	20.10	20.13	21.00
Bandwidth	Modulation	RB size	RB offset	Channel 20000	Channel 20175	Channel 20350	Tune up
10MHz	QPSK	1	0	19.99	20.08	20.13	21.00
		1	25	19.92	20.13	20.28	21.00
		1	49	20.27	20.29	20.32	21.00
		25	0	20.01	20.12	20.24	21.00
		25	13	20.18	20.22	20.14	21.00
		25	25	20.19	20.21	20.09	21.00
		50	0	20.11	20.25	20.23	21.00
	16QAM	1	0	20.19	20.25	20.33	21.00
		1	25	20.27	20.26	20.25	21.00
		1	49	20.23	20.24	20.32	21.00
		25	0	20.20	20.28	20.35	21.00
		25	13	20.23	20.26	20.18	21.00
		25	25	20.05	20.30	20.13	21.00
		50	0	20.10	20.16	20.15	21.00
	64QAM	1	0	20.04	20.11	20.32	21.00

Unless otherwise agreed in writing, this document is issued by the Company subject to its General Conditions of Service printed overleaf, available on request or accessible at http://www.sgs.com/en/Terms-and-Conditions.aspx and, for electronic format documents, subject to Terms and Conditions for Electronic Documents at http://www.sgs.com/en/Terms-and-Conditions/Terms-e-Document.aspx. Attention is drawn to the limitation of liability, indemnification and jurisdiction issues defined therein. Any holder of this document is advised that information contained hereon reflects the Company's findings at the time of its intervention only and within the limits of Client's instructions, if any. The Company's sole responsibility is to its Client and this document does not exonerate parties to a transaction from exercising all their rights and obligations under the transaction documents. This document cannot be reproduced except in full, without prior written approval of the Company. Any unauthorized alteration, forgery or falsification of the content or appearance of this document is unlawful and offenders may be prosecuted to the fullest extent of the law. Unless otherwise stated the results shown in this test report refer only to the sample(s) tested and such sample(s) are retained for 30 days only.
Attention: To check the authenticity of testing /inspection report & certificate, please contact us at telephone: (86-755) 8307 1443, or email: CN.Doccheck@sgs.com

SGS-CSTC Standards Technical Services Co.,Ltd. Shenzhen Branch Testing Center EEC Laboratory
No.1 Workshop, M-10, Middle Section, Science & Technology Park, Shenzhen, China 518057 t (86-755) 26012053 f (86-755) 26710594 www.sgsgroup.com.cn
中国·深圳·科技园中区M-10栋一号厂房 邮编: 518057 t (86-755) 26012053 f (86-755) 26710594 sgs.china@sgs.com

		1	25	20.13	20.15	20.13	21.00
		1	49	20.08	20.19	20.18	21.00
		25	0	20.06	20.21	20.29	21.00
		25	13	20.15	20.22	20.04	21.00
		25	25	20.00	20.28	20.12	21.00
		50	0	20.05	20.03	20.06	21.00
Bandwidth	Modulation	RB size	RB offset	Channel 20025	Channel 20175	Channel 20325	Tune up
15MHz	QPSK	1	0	20.06	20.11	20.12	21.00
		1	38	19.81	20.02	20.15	21.00
		1	74	19.98	19.98	20.10	21.00
		36	0	20.07	20.15	20.14	21.00
		36	18	19.78	20.24	20.07	21.00
		36	39	20.00	20.08	20.13	21.00
		75	0	19.80	20.20	20.26	21.00
	16QAM	1	0	20.16	20.25	20.27	21.00
		1	38	20.03	20.15	20.22	21.00
		1	74	20.04	20.17	20.13	21.00
		36	0	20.09	20.10	20.24	21.00
		36	18	20.04	20.14	20.31	21.00
		36	39	19.89	20.11	20.13	21.00
		75	0	19.95	19.99	20.18	21.00
	64QAM	1	0	20.05	20.19	20.25	21.00
		1	38	19.90	20.13	20.08	21.00
		1	74	19.91	20.06	20.10	21.00
		36	0	19.97	20.10	20.21	21.00
		36	18	19.98	20.09	20.21	21.00
		36	39	19.75	20.09	20.01	21.00
		75	0	19.82	19.88	20.10	21.00
Bandwidth	Modulation	RB size	RB offset	Channel 20050	Channel 20175	Channel 20300	Tune up
20MHz	QPSK	1	0	19.85	20.08	20.19	21.00
		1	50	**19.89**	**20.12**	**20.21**	21.00
		1	99	19.75	20.04	20.18	21.00
		50	0	20.03	20.06	20.02	21.00
		50	25	20.04	20.08	20.07	21.00
		50	50	**20.07**	**20.09**	**20.10**	21.00
		100	0	**20.14**	19.99	20.13	21.00
	16QAM	1	0	20.24	20.14	20.21	21.00
		1	50	20.26	20.23	20.17	21.00
		1	99	19.72	20.08	20.21	21.00
		50	0	19.93	20.05	20.23	21.00
		50	25	20.01	20.07	20.24	21.00
		50	50	20.08	20.07	20.13	21.00
		100	0	19.98	20.15	20.21	21.00
	64QAM	1	0	20.20	20.04	20.06	21.00
		1	50	20.17	20.08	20.02	21.00

Unless otherwise agreed in writing, this document is issued by the Company subject to its General Conditions of Service printed overleaf, available on request or accessible at http://www.sgs.com/en/Terms-and-Conditions.aspx and, for electronic format documents, subject to Terms and Conditions for Electronic Documents at http://www.sgs.com/en/Terms-and-Conditions/Terms-e-Document.aspx. Attention is drawn to the limitation of liability, indemnification and jurisdiction issues defined therein. Any holder of this document is advised that information contained hereon reflects the Company's findings at the time of its intervention only and within the limits of Client's instructions, if any. The Company's sole responsibility is to its Client and this document does not exonerate parties to a transaction from exercising all their rights and obligations under the transaction documents. This document cannot be reproduced except in full, without prior written approval of the Company. Any unauthorized alteration, forgery or falsification of the content or appearance of this document is unlawful and offenders may be prosecuted to the fullest extent of the law. Unless otherwise stated the results shown in this test report refer only to the sample(s) tested and such sample(s) are retained for 30 days only.
Attention: To check the authenticity of testing /inspection report & certificate, please contact us at telephone: (86-755) 8307 1443, or email: CN.Doccheck@sgs.com

		1	99	19.64	20.08	20.20	21.00
		50	0	19.85	19.94	20.12	21.00
		50	25	19.87	20.05	20.14	21.00
		50	50	19.96	20.04	20.06	21.00
		100	0	19.98	20.09	20.15	21.00

LTE Band 4 Hotspot on				Conducted Power(dBm)			
Bandwidth	Modulation	RB size	RB offset	Channel 19957	Channel 20175	Channel 20393	Tune up
1.4MHz	QPSK	1	0	19.71	19.81	19.99	20.50
		1	2	19.28	19.54	19.78	20.50
		1	5	19.38	19.46	19.68	20.50
		3	0	19.44	19.59	19.88	20.50
		3	2	19.38	19.68	19.71	20.50
		3	3	19.38	19.69	19.79	20.50
		6	0	19.38	19.61	19.81	20.50
	16QAM	1	0	19.38	19.96	19.97	20.50
		1	2	19.60	19.90	19.91	20.50
		1	5	19.89	19.78	19.97	20.50
		3	0	19.44	19.56	19.91	20.50
		3	2	19.39	19.58	19.89	20.50
		3	3	19.49	19.61	19.70	20.50
		6	0	19.46	19.49	19.94	20.50
	64QAM	1	0	19.25	19.96	19.92	20.50
		1	2	19.52	19.89	19.83	20.50
		1	5	19.78	19.70	19.95	20.50
		3	0	19.39	19.47	19.89	20.50
		3	2	19.29	19.45	19.81	20.50
		3	3	19.47	19.51	19.69	20.50
		6	0	19.45	19.44	19.86	20.50
Bandwidth	Modulation	RB size	RB offset	Channel 19965	Channel 20175	Channel 20385	Tune up
3MHz	QPSK	1	0	19.44	19.66	19.70	20.50
		1	7	19.31	19.62	19.62	20.50
		1	14	19.35	19.67	19.75	20.50
		8	0	19.45	19.56	19.82	20.50
		8	4	19.47	19.66	19.75	20.50
		8	7	19.45	19.68	19.81	20.50
		15	0	19.39	19.59	19.73	20.50
	16QAM	1	0	19.58	19.83	19.88	20.50
		1	7	19.60	19.92	19.81	20.50
		1	14	19.60	19.85	19.94	20.50
		8	0	19.40	19.68	19.87	20.50
		8	4	19.43	19.64	19.78	20.50
		8	7	19.57	19.62	19.82	20.50

Unless otherwise agreed in writing, this document is issued by the Company subject to its General Conditions of Service printed overleaf, available on request or accessible at http://www.sgs.com/en/Terms-and-Conditions.aspx and, for electronic format documents, subject to Terms and Conditions for Electronic Documents at http://www.sgs.com/en/Terms-and-Conditions/Terms-e-Document.aspx. Attention is drawn to the limitation of liability, indemnification and jurisdiction issues defined therein. Any holder of this document is advised that information contained hereon reflects the Company's findings at the time of its intervention only and within the limits of Client's instructions, if any. The Company's sole responsibility is to its Client and this document does not exonerate parties to a transaction from exercising all their rights and obligations under the transaction documents. This document cannot be reproduced except in full, without prior written approval of the Company. Any unauthorized alteration, forgery or falsification of the content or appearance of this document is unlawful and offenders may be prosecuted to the fullest extent of the law. Unless otherwise stated the results shown in this test report refer only to the sample(s) tested and such sample(s) are retained for 30 days only.
Attention: To check the authenticity of testing /inspection report & certificate, please contact us at telephone: (86-755) 8307 1443, or email: CN.Doccheck@sgs.com

SGS-CSTC Standards Technical Services Co., Ltd. Shenzhen Branch
No.1 Workshop, M-10, Middle Section, Science & Technology Park, Shenzhen, China 518057 t (86-755) 26012053 f (86-755) 26710594 www.sgsgroup.com.cn
中国·深圳·科技园中区M-10栋一号厂房 邮编: 518057 t (86-755) 26012053 f (86-755) 26710594 sgs.china@sgs.com

		15	0	19.52	19.65	19.79	20.50
	64QAM	1	0	19.55	19.77	19.86	20.50
		1	7	19.60	19.87	19.74	20.50
		1	14	19.57	19.72	19.84	20.50
		8	0	19.26	19.61	19.75	20.50
		8	4	19.41	19.64	19.75	20.50
		8	7	19.43	19.48	19.70	20.50
		15	0	19.41	19.51	19.69	20.50
Bandwidth	Modulation	RB size	RB offset	Channel 19975	Channel 20175	Channel 20375	Tune up
5MHz	QPSK	1	0	19.91	19.94	19.95	20.50
		1	13	19.45	19.64	19.78	20.50
		1	24	19.54	19.59	19.82	20.50
		12	0	19.51	19.62	19.93	20.50
		12	6	19.49	19.60	19.80	20.50
		12	13	19.49	19.52	19.80	20.50
		25	0	19.49	19.74	19.85	20.50
	16QAM	1	0	19.86	19.93	19.93	20.50
		1	13	19.66	19.82	19.88	20.50
		1	24	19.64	19.67	19.95	20.50
		12	0	19.47	19.74	19.99	20.50
		12	6	19.47	19.68	19.81	20.50
		12	13	19.52	19.62	19.74	20.50
		25	0	19.55	19.65	19.92	20.50
	64QAM	1	0	19.78	19.87	19.85	20.50
		1	13	19.66	19.81	19.85	20.50
		1	24	19.54	19.63	19.84	20.50
		12	0	19.38	19.60	19.95	20.50
		12	6	19.43	19.65	19.78	20.50
		12	13	19.52	19.50	19.72	20.50
		25	0	19.52	19.63	19.80	20.50
Bandwidth	Modulation	RB size	RB offset	Channel 20000	Channel 20175	Channel 20350	Tune up
10MHz	QPSK	1	0	19.88	19.83	19.93	20.50
		1	25	19.47	19.61	19.89	20.50
		1	49	19.70	19.88	19.92	20.50
		25	0	19.53	19.59	19.90	20.50
		25	13	19.51	19.67	19.82	20.50
		25	25	19.63	19.73	19.90	20.50
		50	0	19.67	19.69	19.94	20.50
	16QAM	1	0	19.81	19.77	19.92	20.50
		1	25	19.62	19.75	19.81	20.50
		1	49	19.30	19.96	19.94	20.50
		25	0	19.56	19.57	19.98	20.50
		25	13	19.59	19.75	19.82	20.50
		25	25	19.50	19.81	19.87	20.50
		50	0	19.56	19.70	19.94	20.50

Unless otherwise agreed in writing, this document is issued by the Company subject to its General Conditions of Service printed overleaf, available on request or accessible at http://www.sgs.com/en/Terms-and-Conditions.aspx and, for electronic format documents, subject to Terms and Conditions for Electronic Documents at http://www.sgs.com/en/Terms-and-Conditions/Terms-e-Document.aspx. Attention is drawn to the limitation of liability, indemnification and jurisdiction issues defined therein. Any holder of this document is advised that information contained hereon reflects the Company's findings at the time of its intervention only and within the limits of Client's instructions, if any. The Company's sole responsibility is to its Client and this document does not exonerate parties to a transaction from exercising all their rights and obligations under the transaction documents. This document cannot be reproduced except in full, without prior written approval of the Company. Any unauthorized alteration, forgery or falsification of the content or appearance of this document is unlawful and offenders may be prosecuted to the fullest extent of the law. Unless otherwise stated the results shown in this test report refer only to the sample(s) tested and such sample(s) are retained for 30 days only.
Attention: To check the authenticity of testing /inspection report & certificate, please contact us at telephone: (86-755) 8307 1443, or email: CN.Doccheck@sgs.com

	64QAM	1	0	19.68	19.76	19.92	20.50
		1	25	19.57	19.66	19.80	20.50
		1	49	19.25	19.94	19.94	20.50
		25	0	19.53	19.53	19.95	20.50
		25	13	19.51	19.70	19.74	20.50
		25	25	19.46	19.77	19.72	20.50
		50	0	19.50	19.58	19.90	20.50
Bandwidth	Modulation	RB size	RB offset	Channel 20025	Channel 20175	Channel 20325	Tune up
15MHz	QPSK	1	0	19.97	19.99	19.92	20.50
		1	38	19.35	19.53	19.64	20.50
		1	74	19.34	19.47	19.74	20.50
		36	0	19.52	19.42	19.65	20.50
		36	18	19.30	19.53	19.77	20.50
		36	39	19.40	19.50	19.63	20.50
		75	0	19.34	19.47	19.65	20.50
	16QAM	1	0	19.73	19.73	19.91	20.50
		1	38	19.86	19.63	19.84	20.50
		1	74	19.55	19.33	19.74	20.50
		36	0	19.49	19.53	19.84	20.50
		36	18	19.40	19.63	19.81	20.50
		36	39	19.41	19.53	19.72	20.50
		75	0	19.41	19.54	19.89	20.50
	64QAM	1	0	19.73	19.63	19.80	20.50
		1	38	19.81	19.62	19.77	20.50
		1	74	19.53	19.18	19.74	20.50
		36	0	19.41	19.46	19.84	20.50
		36	18	19.38	19.63	19.79	20.50
		36	39	19.30	19.38	19.58	20.50
		75	0	19.38	19.51	19.85	20.50
Bandwidth	Modulation	RB size	RB offset	Channel 20050	Channel 20175	Channel 20300	Tune up
20MHz	QPSK	1	0	19.27	19.41	19.83	20.50
		1	50	**19.35**	**19.62**	**19.90**	20.50
		1	99	19.33	19.61	19.79	20.50
		50	0	19.33	19.43	19.53	20.50
		50	25	19.49	19.35	19.50	20.50
		50	50	**19.54**	**19.51**	**19.73**	20.50
		100	0	**19.84**	19.50	19.81	20.50
	16QAM	1	0	19.84	19.60	19.75	20.50
		1	50	19.89	19.69	19.84	20.50
		1	99	19.25	19.89	19.11	20.50
		50	0	19.33	19.51	19.73	20.50
		50	25	19.53	19.39	19.46	20.50
		50	50	19.46	19.64	19.81	20.50
		100	0	19.40	19.58	19.76	20.50
	64QAM	1	0	19.82	19.48	19.63	20.50

Unless otherwise agreed in writing, this document is issued by the Company subject to its General Conditions of Service printed overleaf, available on request or accessible at http://www.sgs.com/en/Terms-and-Conditions.aspx and, for electronic format documents, subject to Terms and Conditions for Electronic Documents at http://www.sgs.com/en/Terms-and-Conditions/Terms-e-Document.aspx. Attention is drawn to the limitation of liability, indemnification and jurisdiction issues defined therein. Any holder of this document is advised that information contained hereon reflects the Company's findings at the time of its intervention only and within the limits of Client's instructions, if any. The Company's sole responsibility is to its Client and this document does not exonerate parties to a transaction from exercising all their rights and obligations under the transaction documents. This document cannot be reproduced except in full, without prior written approval of the Company. Any unauthorized alteration, forgery or falsification of the content or appearance of this document is unlawful and offenders may be prosecuted to the fullest extent of the law. Unless otherwise stated the results shown in this test report refer only to the sample(s) tested and such sample(s) are retained for 30 days only.
Attention: To check the authenticity of testing /inspection report & certificate, please contact us at telephone: (86-755) 8307 1443, or email: CN.Doccheck@sgs.com

SGS-CSTC Standards Technical Services Co., Ltd. Shenzhen Branch Testing Center EEC Laboratory
No.1 Workshop, M-10, Middle Section, Science & Technology Park, Shenzhen, China 518057 t (86-755) 26012053 f (86-755) 26710594 www.sgsgroup.com.cn
中国·深圳·科技园中区M-10栋一号厂房 邮编: 518057 t (86-755) 26012053 f (86-755) 26710594 sgs.china@sgs.com

		1	50	19.80	19.60	19.79	20.50
		1	99	19.25	19.80	18.98	20.50
		50	0	19.19	19.47	19.68	20.50
		50	25	19.47	19.29	19.36	20.50
		50	50	19.33	19.61	19.70	20.50
		100	0	19.38	19.55	19.66	20.50

LTE Band 5				Conducted Power(dBm)			
Bandwidth	Modulation	RB size	RB offset	Channel 20407	Channel 20525	Channel 20643	Tune up
1.4MHz	QPSK	1	0	23.12	23.04	22.83	24.00
		1	2	23.16	22.85	22.91	24.00
		1	5	23.02	23.05	22.96	24.00
		3	0	22.90	22.85	22.74	24.00
		3	2	22.84	22.87	22.65	24.00
		3	3	22.88	22.85	22.63	24.00
		6	0	21.97	21.83	21.68	23.00
	16QAM	1	0	22.10	21.95	22.14	23.00
		1	2	22.03	22.20	22.09	23.00
		1	5	22.09	21.78	21.89	23.00
		3	0	21.90	21.96	22.04	23.00
		3	2	21.93	21.82	21.86	23.00
		3	3	21.99	21.86	21.73	23.00
		6	0	21.12	20.93	20.70	22.00
	64QAM	1	0	21.00	20.82	20.99	22.00
		1	2	20.89	21.11	21.06	22.00
		1	5	21.01	20.76	20.77	22.00
		3	0	20.89	20.95	21.00	22.00
		3	2	20.93	20.70	20.73	22.00
		3	3	20.99	20.72	20.63	22.00
		6	0	20.03	19.83	19.63	21.00
Bandwidth	Modulation	RB size	RB offset	Channel 20415	Channel 20525	Channel 20635	Tune up
3MHz	QPSK	1	0	22.81	22.75	22.68	24.00
		1	7	22.86	22.67	22.83	24.00
		1	14	22.84	22.79	22.74	24.00
		8	0	21.90	21.87	21.77	23.00
		8	4	21.91	21.87	21.76	23.00
		8	7	22.00	21.89	21.67	23.00
		15	0	21.89	21.83	21.70	23.00
	16QAM	1	0	21.94	22.18	22.27	23.00
		1	7	21.95	21.91	21.93	23.00
		1	14	22.17	22.05	21.80	23.00
		8	0	20.98	20.94	20.92	22.00
		8	4	20.90	20.97	20.75	22.00

Unless otherwise agreed in writing, this document is issued by the Company subject to its General Conditions of Service printed overleaf, available on request or accessible at http://www.sgs.com/en/Terms-and-Conditions.aspx and, for electronic format documents, subject to Terms and Conditions for Electronic Documents at http://www.sgs.com/en/Terms-and-Conditions/Terms-e-Document.aspx. Attention is drawn to the limitation of liability, indemnification and jurisdiction issues defined therein. Any holder of this document is advised that information contained hereon reflects the Company's findings at the time of its intervention only and within the limits of Client's instructions, if any. The Company's sole responsibility is to its Client and this document does not exonerate parties to a transaction from exercising all their rights and obligations under the transaction documents. This document cannot be reproduced except in full, without prior written approval of the Company. Any unauthorized alteration, forgery or falsification of the content or appearance of this document is unlawful and offenders may be prosecuted to the fullest extent of the law. Unless otherwise stated the results shown in this test report refer only to the sample(s) tested and such sample(s) are retained for 30 days only.
Attention: To check the authenticity of testing /inspection report & certificate, please contact us at telephone: (86-755) 8307 1443, or email: CN.Doccheck@sgs.com

SGS-CSTC Standards Technical Services Co., Ltd. Shenzhen Branch
No.1 Workshop, M-10, Middle Section, Science & Technology Park, Shenzhen, China 518057 t (86-755) 26012053 f (86-755) 26710594 www.sgsgroup.com.cn
中国·深圳·科技园中区M-10栋一号厂房 邮编: 518057 t (86-755) 26012053 f (86-755) 26710594 sgs.china@sgs.com

		8	7	21.00	20.98	20.72	22.00
		15	0	20.95	20.79	20.74	22.00
	64QAM	1	0	20.79	21.09	21.27	22.00
		1	7	20.82	20.77	20.91	22.00
		1	14	21.02	20.94	20.76	22.00
		8	0	19.90	19.94	19.87	21.00
		8	4	19.90	19.90	19.68	21.00
		8	7	19.85	19.85	19.61	21.00
		15	0	19.82	19.74	19.63	21.00
Bandwidth	Modulation	RB size	RB offset	Channel 20425	Channel 20525	Channel 20625	Tune up
5MHz	QPSK	1	0	22.80	22.61	22.74	24.00
		1	13	22.78	22.59	22.77	24.00
		1	24	22.81	22.83	22.70	24.00
		12	0	21.95	21.90	21.86	23.00
		12	6	21.98	21.89	21.80	23.00
		12	13	21.93	21.95	21.76	23.00
		25	0	22.00	21.92	21.73	23.00
	16QAM	1	0	22.14	22.07	22.02	23.00
		1	13	21.93	21.98	21.73	23.00
		1	24	21.94	22.16	22.03	23.00
		12	0	20.89	20.94	20.87	22.00
		12	6	21.07	20.85	20.89	22.00
		12	13	20.90	20.96	20.78	22.00
		25	0	21.01	20.90	20.79	22.00
	64QAM	1	0	21.04	21.01	20.87	22.00
		1	13	20.92	20.95	20.64	22.00
		1	24	20.89	21.15	20.90	22.00
		12	0	19.78	19.93	19.77	21.00
		12	6	19.99	19.70	19.86	21.00
		12	13	19.87	19.81	19.77	21.00
		25	0	19.98	19.90	19.73	21.00
Bandwidth	Modulation	RB size	RB offset	Channel 20450	Channel 20525	Channel 20600	Tune up
10MHz	QPSK	1	0	23.04	23.04	22.95	24.00
		1	25	22.86	22.79	22.89	24.00
		1	49	**23.18**	**23.19**	**23.11**	24.00
		25	0	22.07	21.95	22.02	23.00
		25	13	21.90	21.90	21.91	23.00
		25	25	**22.14**	**22.02**	**22.03**	23.00
		50	0	22.01	21.87	**22.03**	23.00
	16QAM	1	0	21.93	22.05	22.23	23.00
		1	25	22.13	21.98	22.28	23.00
		1	49	21.90	22.07	22.20	23.00
		25	0	20.97	21.01	20.98	22.00
		25	13	20.92	20.88	20.97	22.00
		25	25	21.17	21.04	20.83	22.00

Unless otherwise agreed in writing, this document is issued by the Company subject to its General Conditions of Service printed overleaf, available on request or accessible at http://www.sgs.com/en/Terms-and-Conditions.aspx and, for electronic format documents, subject to Terms and Conditions for Electronic Documents at http://www.sgs.com/en/Terms-and-Conditions/Terms-e-Document.aspx. Attention is drawn to the limitation of liability, indemnification and jurisdiction issues defined therein. Any holder of this document is advised that information contained hereon reflects the Company's findings at the time of its intervention only and within the limits of Client's instructions, if any. The Company's sole responsibility is to its Client and this document does not exonerate parties to a transaction from exercising all their rights and obligations under the transaction documents. This document cannot be reproduced except in full, without prior written approval of the Company. Any unauthorized alteration, forgery or falsification of the content or appearance of this document is unlawful and offenders may be prosecuted to the fullest extent of the law. Unless otherwise stated the results shown in this test report refer only to the sample(s) tested and such sample(s) are retained for 30 days only.
Attention: To check the authenticity of testing /inspection report & certificate, please contact us at telephone: (86-755) 8307 1443, or email: CN.Doccheck@sgs.com

SGS-CSTC Standards Technical Services Co.,Ltd. Shenzhen Branch
No.1 Workshop, M-10, Middle Section, Science & Technology Park, Shenzhen, China 518057 t (86-755) 26012053 f (86-755) 26710594 www.sgsgroup.com.cn
中国·深圳·科技园中区M-10栋一号厂房 邮编: 518057 t (86-755) 26012053 f (86-755) 26710594 sgs.china@sgs.com

		50	0	21.02	20.85	20.91	22.00
	64QAM	1	0	20.90	20.90	21.23	22.00
		1	25	21.11	20.96	21.16	22.00
		1	49	20.77	21.03	21.14	22.00
		25	0	19.84	20.00	19.89	21.00
		25	13	19.90	19.75	19.84	21.00
		25	25	20.08	19.98	19.82	21.00
		50	0	19.97	19.79	19.84	21.00

LTE Band 7 Receiver on				Conducted Power(dBm)			
Bandwidth	Modulation	RB size	RB offset	Channel 20775	Channel 21100	Channel 21425	Tune up
5MHz	QPSK	1	0	23.02	22.93	23.05	24.00
		1	13	22.99	22.92	23.03	24.00
		1	24	22.92	23.05	23.11	24.00
		12	0	22.06	22.00	22.10	23.00
		12	6	22.11	22.13	22.16	23.00
		12	13	22.03	22.11	22.12	23.00
		25	0	22.08	22.12	22.14	23.00
	16QAM	1	0	21.87	21.68	21.80	23.00
		1	13	21.86	21.87	21.90	23.00
		1	24	21.78	21.94	21.75	23.00
		12	0	21.08	21.20	21.21	22.00
		12	6	21.09	21.17	21.19	22.00
		12	13	21.12	21.11	21.19	22.00
		25	0	21.11	21.16	21.15	22.00
	64QAM	1	0	20.74	20.53	20.75	22.00
		1	13	20.72	20.83	20.76	22.00
		1	24	20.73	20.85	20.70	22.00
		12	0	20.08	20.19	20.13	21.00
		12	6	19.99	20.15	20.14	21.00
		12	13	20.06	20.06	20.05	21.00
		25	0	20.03	20.10	20.00	21.00
Bandwidth	Modulation	RB size	RB offset	Channel 20800	Channel 21100	Channel 21400	Tune up
10MHz	QPSK	1	0	23.08	23.06	23.17	24.00
		1	25	23.09	22.91	23.11	24.00
		1	49	23.21	23.07	23.27	24.00
		25	0	22.10	22.01	22.20	23.00
		25	13	22.15	22.05	22.18	23.00
		25	25	22.10	21.99	22.22	23.00
		50	0	22.17	22.00	22.25	23.00
	16QAM	1	0	21.78	21.76	21.90	23.00
		1	25	21.85	21.87	21.90	23.00
		1	49	21.80	21.93	21.88	23.00

Unless otherwise agreed in writing, this document is issued by the Company subject to its General Conditions of Service printed overleaf, available on request or accessible at http://www.sgs.com/en/Terms-and-Conditions.aspx and, for electronic format documents, subject to Terms and Conditions for Electronic Documents at http://www.sgs.com/en/Terms-and-Conditions/Terms-e-Document.aspx. Attention is drawn to the limitation of liability, indemnification and jurisdiction issues defined therein. Any holder of this document is advised that information contained hereon reflects the Company's findings at the time of its intervention only and within the limits of Client's instructions, if any. The Company's sole responsibility is to its Client and this document does not exonerate parties to a transaction from exercising all their rights and obligations under the transaction documents. This document cannot be reproduced except in full, without prior written approval of the Company. Any unauthorized alteration, forgery or falsification of the content or appearance of this document is unlawful and offenders may be prosecuted to the fullest extent of the law. Unless otherwise stated the results shown in this test report refer only to the sample(s) tested and such sample(s) are retained for 30 days only.
Attention: To check the authenticity of testing /inspection report & certificate, please contact us at telephone: (86-755) 8307 1443, or email: CN.Doccheck@sgs.com

		25	0	21.26	21.00	21.21	22.00
		25	13	21.04	20.91	21.16	22.00
		25	25	21.09	20.95	21.23	22.00
		50	0	21.12	21.04	21.10	22.00
	64QAM	1	0	20.78	20.61	20.84	22.00
		1	25	20.80	20.81	20.90	22.00
		1	49	20.68	20.91	20.74	22.00
		25	0	20.22	20.00	20.06	21.00
		25	13	19.92	19.84	20.07	21.00
		25	25	20.07	19.91	20.22	21.00
		50	0	20.12	19.92	19.99	21.00
Bandwidth	Modulation	RB size	RB offset	Channel 20825	Channel 21100	Channel 21375	Tune up
15MHz	QPSK	1	0	22.99	22.89	22.91	24.00
		1	38	22.78	22.84	22.92	24.00
		1	74	22.94	22.93	22.92	24.00
		36	0	21.95	22.02	22.12	23.00
		36	18	22.14	22.01	22.01	23.00
		36	39	22.12	22.05	22.11	23.00
		75	0	22.10	22.03	22.10	23.00
	16QAM	1	0	22.03	21.90	21.87	23.00
		1	38	21.80	21.78	21.73	23.00
		1	74	21.85	21.94	21.94	23.00
		36	0	20.95	21.00	21.09	22.00
		36	18	21.12	21.00	21.10	22.00
		36	39	21.19	21.06	21.09	22.00
		75	0	21.00	20.94	21.06	22.00
	64QAM	1	0	20.96	20.78	20.85	22.00
		1	38	20.72	20.66	20.70	22.00
		1	74	20.72	20.83	20.94	22.00
		36	0	19.85	19.93	19.95	21.00
		36	18	20.09	19.92	20.07	21.00
		36	39	20.08	19.91	20.03	21.00
		75	0	19.89	19.82	20.01	21.00
Bandwidth	Modulation	RB size	RB offset	Channel 20850	Channel 21100	Channel 21350	Tune up
20MHz	QPSK	1	0	22.95	23.02	22.98	24.00
		1	50	22.91	22.82	22.97	24.00
		1	99	**23.11**	23.05	22.99	24.00
		50	0	22.11	22.06	22.14	23.00
		50	25	22.00	22.02	22.08	23.00
		50	50	**22.23**	22.05	22.07	23.00
		100	0	21.94	22.04	22.20	23.00
	16QAM	1	0	22.13	22.20	22.02	23.00
		1	50	22.21	21.92	22.00	23.00
		1	99	22.23	22.21	21.81	23.00
		50	0	21.08	21.10	21.17	22.00

Unless otherwise agreed in writing, this document is issued by the Company subject to its General Conditions of Service printed overleaf, available on request or accessible at http://www.sgs.com/en/Terms-and-Conditions.aspx and, for electronic format documents, subject to Terms and Conditions for Electronic Documents at http://www.sgs.com/en/Terms-and-Conditions/Terms-e-Document.aspx. Attention is drawn to the limitation of liability, indemnification and jurisdiction issues defined therein. Any holder of this document is advised that information contained hereon reflects the Company's findings at the time of its intervention only and within the limits of Client's instructions, if any. The Company's sole responsibility is to its Client and this document does not exonerate parties to a transaction from exercising all their rights and obligations under the transaction documents. This document cannot be reproduced except in full, without prior written approval of the Company. Any unauthorized alteration, forgery or falsification of the content or appearance of this document is unlawful and offenders may be prosecuted to the fullest extent of the law. Unless otherwise stated the results shown in this test report refer only to the sample(s) tested and such sample(s) are retained for 30 days only.
Attention: To check the authenticity of testing /inspection report & certificate, please contact us at telephone: (86-755) 8307 1443, or email: CN.Doccheck@sgs.com

		50	25	21.10	21.08	21.15	22.00
		50	50	21.18	21.04	21.21	22.00
		100	0	21.08	21.00	21.23	22.00
	64QAM	1	0	21.04	21.19	20.93	22.00
		1	50	21.14	20.80	20.90	22.00
		1	99	21.08	21.18	20.81	22.00
		50	0	19.97	19.96	20.05	21.00
		50	25	20.05	20.08	20.10	21.00
		50	50	20.11	19.92	20.12	21.00
		100	0	19.96	19.90	20.08	21.00

LTE Band 7 Receiver off				**Conducted Power(dBm)**			
Bandwidth	Modulation	RB size	RB offset	Channel 20775	Channel 21100	Channel 21425	Tune up
5MHz	QPSK	1	0	18.92	19.11	19.00	20.00
		1	13	19.00	19.09	19.06	20.00
		1	24	19.08	19.14	19.02	20.00
		12	0	19.12	19.22	19.10	20.00
		12	6	19.12	19.08	19.07	20.00
		12	13	19.06	19.12	19.04	20.00
		25	0	19.18	19.11	18.94	20.00
	16QAM	1	0	19.19	19.24	19.06	20.00
		1	13	19.13	19.10	19.22	20.00
		1	24	19.19	19.28	18.73	20.00
		12	0	19.19	19.27	19.00	20.00
		12	6	19.17	19.21	19.02	20.00
		12	13	19.08	19.17	19.17	20.00
		25	0	19.15	19.10	19.00	20.00
	64QAM	1	0	19.13	19.18	18.99	20.00
		1	13	19.02	18.99	19.13	20.00
		1	24	19.16	19.20	18.59	20.00
		12	0	19.15	19.18	18.90	20.00
		12	6	19.11	19.20	18.99	20.00
		12	13	18.97	19.04	19.02	20.00
		25	0	19.12	19.04	18.98	20.00
Bandwidth	Modulation	RB size	RB offset	Channel 20800	Channel 21100	Channel 21400	Tune up
10MHz	QPSK	1	0	19.08	19.19	19.15	20.00
		1	25	19.20	19.02	19.13	20.00
		1	49	19.18	19.12	18.97	20.00
		25	0	19.15	19.22	19.06	20.00
		25	13	19.09	19.14	19.06	20.00
		25	25	19.11	19.13	19.11	20.00
		50	0	19.19	19.14	19.12	20.00
	16QAM	1	0	19.26	19.22	19.28	20.00

Unless otherwise agreed in writing, this document is issued by the Company subject to its General Conditions of Service printed overleaf, available on request or accessible at http://www.sgs.com/en/Terms-and-Conditions.aspx and, for electronic format documents, subject to Terms and Conditions for Electronic Documents at http://www.sgs.com/en/Terms-and-Conditions/Terms-e-Document.aspx. Attention is drawn to the limitation of liability, indemnification and jurisdiction issues defined therein. Any holder of this document is advised that information contained hereon reflects the Company's findings at the time of its intervention only and within the limits of Client's instructions, if any. The Company's sole responsibility is to its Client and this document does not exonerate parties to a transaction from exercising all their rights and obligations under the transaction documents. This document cannot be reproduced except in full, without prior written approval of the Company. Any unauthorized alteration, forgery or falsification of the content or appearance of this document is unlawful and offenders may be prosecuted to the fullest extent of the law. Unless otherwise stated the results shown in this test report refer only to the sample(s) tested and such sample(s) are retained for 30 days only.
Attention: To check the authenticity of testing /inspection report & certificate, please contact us at telephone: (86-755) 8307 1443, or email: CN.Doccheck@sgs.com

SGS-CSTC Standards Technical Services Co., Ltd. Shenzhen Branch
No.1 Workshop, M-10, Middle Section, Science & Technology Park, Shenzhen, China 518057 t (86-755) 26012053 f (86-755) 26710594 www.sgsgroup.com.cn
中国·深圳·科技园中区M-10栋一号厂房 邮编: 518057 t (86-755) 26012053 f (86-755) 26710594 sgs.china@sgs.com

		1	25	19.03	19.25	19.20	20.00
		1	49	19.27	19.19	18.68	20.00
		25	0	19.13	19.10	19.16	20.00
		25	13	19.11	19.14	19.09	20.00
		25	25	18.97	19.14	18.90	20.00
		50	0	19.15	19.12	19.16	20.00
	64QAM	1	0	19.17	19.17	19.15	20.00
		1	25	18.98	19.17	19.07	20.00
		1	49	19.22	19.16	18.59	20.00
		25	0	19.09	19.00	19.06	20.00
		25	13	19.07	19.04	19.04	20.00
		25	25	18.83	19.11	18.90	20.00
		50	0	19.05	19.01	19.03	20.00
Bandwidth	Modulation	RB size	RB offset	Channel 20825	Channel 21100	Channel 21375	Tune up
15MHz	QPSK	1	0	19.20	19.15	19.07	20.00
		1	38	19.07	19.18	18.97	20.00
		1	74	19.01	19.05	18.81	20.00
		36	0	19.15	19.22	19.07	20.00
		36	18	19.07	19.21	18.95	20.00
		36	39	19.01	19.14	19.01	20.00
		75	0	19.16	19.25	19.01	20.00
	16QAM	1	0	19.20	19.23	19.19	20.00
		1	38	19.27	19.12	19.19	20.00
		1	74	19.21	19.25	18.86	20.00
		36	0	19.10	19.21	19.03	20.00
		36	18	19.05	19.14	19.05	20.00
		36	39	19.13	19.15	19.06	20.00
		75	0	18.97	19.19	19.17	20.00
	64QAM	1	0	19.05	19.15	19.05	20.00
		1	38	19.25	19.12	19.06	20.00
		1	74	19.13	19.14	18.86	20.00
		36	0	19.09	19.13	18.95	20.00
		36	18	19.04	19.00	18.99	20.00
		36	39	19.02	19.12	18.98	20.00
		75	0	18.96	19.17	19.02	20.00
Bandwidth	Modulation	RB size	RB offset	Channel 20850	Channel 21100	Channel 21350	Tune up
20MHz	QPSK	1	0	19.43	19.39	19.22	20.00
		1	50	19.33	19.40	19.13	20.00
		1	99	**19.48**	**19.41**	**19.33**	20.00
		50	0	19.36	19.45	19.26	20.00
		50	25	19.29	19.44	19.27	20.00
		50	50	**19.47**	**19.46**	**19.29**	20.00
		100	0	19.16	19.39	**19.40**	20.00
	16QAM	1	0	19.22	19.28	19.27	20.00
		1	50	19.20	19.16	19.15	20.00

Unless otherwise agreed in writing, this document is issued by the Company subject to its General Conditions of Service printed overleaf, available on request or accessible at http://www.sgs.com/en/Terms-and-Conditions.aspx and, for electronic format documents, subject to Terms and Conditions for Electronic Documents at http://www.sgs.com/en/Terms-and-Conditions/Terms-e-Document.aspx. Attention is drawn to the limitation of liability, indemnification and jurisdiction issues defined therein. Any holder of this document is advised that information contained hereon reflects the Company's findings at the time of its intervention only and within the limits of Client's instructions, if any. The Company's sole responsibility is to its Client and this document does not exonerate parties to a transaction from exercising all their rights and obligations under the transaction documents. This document cannot be reproduced except in full, without prior written approval of the Company. Any unauthorized alteration, forgery or falsification of the content or appearance of this document is unlawful and offenders may be prosecuted to the fullest extent of the law. Unless otherwise stated the results shown in this test report refer only to the sample(s) tested and such sample(s) are retained for 30 days only.
Attention: To check the authenticity of testing /inspection report & certificate, please contact us at telephone: (86-755) 8307 1443, or email: CN.Doccheck@sgs.com

		1	99	19.09	19.26	18.96	20.00
		50	0	19.08	19.27	19.10	20.00
		50	25	19.02	19.27	19.10	20.00
		50	50	19.03	19.23	19.20	20.00
		100	0	19.00	19.22	19.06	20.00
	64QAM	1	0	19.21	19.21	19.13	20.00
		1	50	19.10	19.13	19.08	20.00
		1	99	18.98	19.25	18.81	20.00
		50	0	18.96	19.16	18.98	20.00
		50	25	18.96	19.14	18.97	20.00
		50	50	18.89	19.19	19.10	20.00
		100	0	18.89	19.11	18.95	20.00

LTE Band 66 Receiver on				Conducted Power(dBm)			
Bandwidth	Modulation	RB size	RB offset	Channel 131979	Channel 132322	Channel 132665	Tune up
1.4MHz	QPSK	1	0	23.04	23.16	23.12	24.00
		1	2	23.17	23.08	23.00	24.00
		1	5	22.89	22.75	22.43	24.00
		3	0	23.09	23.13	23.27	24.00
		3	2	23.26	23.15	23.21	24.00
		3	3	23.12	23.17	23.07	24.00
		6	0	22.25	22.19	22.30	23.00
	16QAM	1	0	22.22	22.08	22.21	23.00
		1	2	22.37	22.13	22.15	23.00
		1	5	22.07	22.29	22.06	23.00
		3	0	22.21	22.18	22.16	23.00
		3	2	22.09	22.15	22.12	23.00
		3	3	22.09	22.24	22.03	23.00
		6	0	21.18	21.14	21.12	22.00
	64QAM	1	0	21.12	20.98	21.08	22.00
		1	2	21.22	21.05	21.06	22.00
		1	5	20.98	21.17	20.95	22.00
		3	0	21.12	21.04	21.16	22.00
		3	2	20.97	21.04	21.09	22.00
		3	3	21.07	21.10	21.00	22.00
		6	0	20.09	20.11	20.06	21.00
Bandwidth	Modulation	RB size	RB offset	Channel 131987	Channel 132322	Channel 132657	Tune up
3MHz	QPSK	1	0	23.01	23.08	23.05	24.00
		1	7	23.07	23.16	23.09	24.00
		1	14	22.87	22.68	22.47	24.00
		8	0	22.14	22.15	22.19	23.00
		8	4	22.16	22.15	22.21	23.00
		8	7	22.11	22.10	22.13	23.00

Unless otherwise agreed in writing, this document is issued by the Company subject to its General Conditions of Service printed overleaf, available on request or accessible at http://www.sgs.com/en/Terms-and-Conditions.aspx and, for electronic format documents, subject to Terms and Conditions for Electronic Documents at http://www.sgs.com/en/Terms-and-Conditions/Terms-e-Document.aspx. Attention is drawn to the limitation of liability, indemnification and jurisdiction issues defined therein. Any holder of this document is advised that information contained hereon reflects the Company's findings at the time of its intervention only and within the limits of Client's instructions, if any. The Company's sole responsibility is to its Client and this document does not exonerate parties to a transaction from exercising all their rights and obligations under the transaction documents. This document cannot be reproduced except in full, without prior written approval of the Company. Any unauthorized alteration, forgery or falsification of the content or appearance of this document is unlawful and offenders may be prosecuted to the fullest extent of the law. Unless otherwise stated the results shown in this test report refer only to the sample(s) tested and such sample(s) are retained for 30 days only.
Attention: To check the authenticity of testing /inspection report & certificate, please contact us at telephone: (86-755) 8307 1443, or email: CN.Doccheck@sgs.com

SGS-CSTC Standards Technical Services Co.,Ltd. Shenzhen Branch
No.1 Workshop, M-10, Middle Section, Science & Technology Park, Shenzhen, China 518057 t (86-755) 26012053 f (86-755) 26710594 www.sgsgroup.com.cn
中国·深圳·科技园中区M-10栋一号厂房 邮编: 518057 t (86-755) 26012053 f (86-755) 26710594 sgs.china@sgs.com

		15	0	22.27	22.13	22.29	23.00
	16QAM	1	0	22.14	22.08	22.11	23.00
		1	7	22.34	22.07	22.16	23.00
		1	14	21.99	22.18	22.14	23.00
		8	0	21.20	21.17	21.10	22.00
		8	4	21.10	21.17	21.05	22.00
		8	7	21.11	21.27	20.98	22.00
		15	0	21.14	21.10	21.15	22.00
	64QAM	1	0	21.13	21.03	21.11	22.00
		1	7	21.21	21.06	21.15	22.00
		1	14	20.97	21.07	21.07	22.00
		8	0	20.14	20.02	20.10	21.00
		8	4	20.09	20.13	19.92	21.00
		8	7	19.97	20.25	19.86	21.00
		15	0	20.14	20.02	20.15	21.00
Bandwidth	Modulation	RB size	RB offset	Channel 131997	Channel 132322	Channel 132647	Tune up
5MHz	QPSK	1	0	23.08	23.04	23.04	24.00
		1	13	23.04	23.03	23.01	24.00
		1	24	22.79	22.74	22.37	24.00
		12	0	22.05	22.20	22.18	23.00
		12	6	22.20	22.11	22.21	23.00
		12	13	22.05	22.14	22.13	23.00
		25	0	22.19	22.19	22.29	23.00
	16QAM	1	0	22.20	22.07	22.18	23.00
		1	13	22.37	22.14	22.11	23.00
		1	24	22.00	22.17	22.12	23.00
		12	0	21.15	21.18	21.07	22.00
		12	6	21.14	21.16	21.04	22.00
		12	13	21.19	21.25	21.02	22.00
		25	0	21.17	21.10	21.17	22.00
	64QAM	1	0	21.08	21.01	21.14	22.00
		1	13	21.25	21.04	20.99	22.00
		1	24	20.99	21.06	21.08	22.00
		12	0	20.00	20.08	19.95	21.00
		12	6	20.09	20.05	20.02	21.00
		12	13	20.07	20.21	19.91	21.00
		25	0	20.07	20.08	20.08	21.00
Bandwidth	Modulation	RB size	RB offset	Channel 132022	Channel 132322	Channel 132622	Tune up
10MHz	QPSK	1	0	23.06	23.15	23.02	24.00
		1	25	23.11	23.18	23.01	24.00
		1	49	22.85	22.63	22.36	24.00
		25	0	22.14	22.21	22.24	23.00
		25	13	22.17	22.16	22.13	23.00
		25	25	22.11	22.17	22.16	23.00
		50	0	22.21	22.23	22.28	23.00

Unless otherwise agreed in writing, this document is issued by the Company subject to its General Conditions of Service printed overleaf, available on request or accessible at http://www.sgs.com/en/Terms-and-Conditions.aspx and, for electronic format documents, subject to Terms and Conditions for Electronic Documents at http://www.sgs.com/en/Terms-and-Conditions/Terms-e-Document.aspx. Attention is drawn to the limitation of liability, indemnification and jurisdiction issues defined therein. Any holder of this document is advised that information contained hereon reflects the Company's findings at the time of its intervention only and within the limits of Client's instructions, if any. The Company's sole responsibility is to its Client and this document does not exonerate parties to a transaction from exercising all their rights and obligations under the transaction documents. This document cannot be reproduced except in full, without prior written approval of the Company. Any unauthorized alteration, forgery or falsification of the content or appearance of this document is unlawful and offenders may be prosecuted to the fullest extent of the law. Unless otherwise stated the results shown in this test report refer only to the sample(s) tested and such sample(s) are retained for 30 days only.
Attention: To check the authenticity of testing /inspection report & certificate, please contact us at telephone: (86-755) 8307 1443, or email: CN.Doccheck@sgs.com

	16QAM	1	0	22.20	22.14	22.15	23.00
		1	25	22.32	22.07	22.23	23.00
		1	49	22.09	22.28	22.14	23.00
		25	0	21.19	21.11	21.14	22.00
		25	13	21.06	21.15	21.02	22.00
		25	25	21.12	21.24	20.97	22.00
		50	0	21.21	21.10	21.19	22.00
	64QAM	1	0	21.07	21.01	21.03	22.00
		1	25	21.29	20.95	21.20	22.00
		1	49	20.97	21.23	21.13	22.00
		25	0	20.15	20.06	20.05	21.00
		25	13	20.04	20.03	20.02	21.00
		25	25	20.06	20.24	19.93	21.00
		50	0	20.14	20.04	20.08	21.00
Bandwidth	Modulation	RB size	RB offset	Channel 132047	Channel 132322	Channel 132597	Tune up
15MHz	QPSK	1	0	23.08	23.07	23.03	24.00
		1	38	23.11	23.06	23.05	24.00
		1	74	22.87	22.65	22.42	24.00
		36	0	22.09	22.19	22.24	23.00
		36	18	22.23	22.11	22.14	23.00
		36	39	22.06	22.11	22.16	23.00
		75	0	22.24	22.19	22.28	23.00
	16QAM	1	0	22.15	22.14	22.17	23.00
		1	38	22.29	22.17	22.14	23.00
		1	74	22.07	22.25	22.06	23.00
		36	0	21.18	21.15	21.12	22.00
		36	18	21.10	21.10	21.09	22.00
		36	39	21.19	21.26	20.96	22.00
		75	0	21.16	21.20	21.13	22.00
	64QAM	1	0	21.09	21.13	21.10	22.00
		1	38	21.26	21.10	21.05	22.00
		1	74	21.04	21.22	20.95	22.00
		36	0	20.18	20.00	20.09	21.00
		36	18	20.08	20.01	20.04	21.00
		36	39	20.05	20.16	19.81	21.00
		75	0	20.16	20.06	20.13	21.00
Bandwidth	Modulation	RB size	RB offset	Channel 132072	Channel 132322	Channel 132572	Tune up
20MHz	QPSK	1	0	23.12	23.16	23.12	24.00
		1	50	23.22	**23.23**	23.10	24.00
		1	99	22.89	22.75	22.48	24.00
		50	0	22.14	22.21	22.30	23.00
		50	25	22.26	22.21	22.22	23.00
		50	50	22.17	**22.31**	22.16	23.00
		100	0	22.31	22.25	22.31	23.00
	16QAM	1	0	22.22	22.15	22.23	23.00

Unless otherwise agreed in writing, this document is issued by the Company subject to its General Conditions of Service printed overleaf, available on request or accessible at http://www.sgs.com/en/Terms-and-Conditions.aspx and, for electronic format documents, subject to Terms and Conditions for Electronic Documents at http://www.sgs.com/en/Terms-and-Conditions/Terms-e-Document.aspx. Attention is drawn to the limitation of liability, indemnification and jurisdiction issues defined therein. Any holder of this document is advised that information contained hereon reflects the Company's findings at the time of its intervention only and within the limits of Client's instructions, if any. The Company's sole responsibility is to its Client and this document does not exonerate parties to a transaction from exercising all their rights and obligations under the transaction documents. This document cannot be reproduced except in full, without prior written approval of the Company. Any unauthorized alteration, forgery or falsification of the content or appearance of this document is unlawful and offenders may be prosecuted to the fullest extent of the law. Unless otherwise stated the results shown in this test report refer only to the sample(s) tested and such sample(s) are retained for 30 days only.
Attention: To check the authenticity of testing /inspection report & certificate, please contact us at telephone: (86-755) 8307 1443, or email: CN.Doccheck@sgs.com
SGS-CSTC Standards Technical Services Co., Ltd. Shenzhen Branch Testing Center EEC Laboratory
No.1 Workshop, M-10, Middle Section, Science & Technology Park, Shenzhen, China 518057 t (86-755) 26012053 f (86-755) 26710594 www.sgsgroup.com.cn
中国·深圳·科技园中区M-10栋一号厂房 邮编: 518057 t (86-755) 26012053 f (86-755) 26710594 sgs.china@sgs.com
Member of the SGS Group (SGS SA)

		1	50	22.37	22.17	22.23	23.00
		1	99	22.11	22.29	22.16	23.00
		50	0	21.21	21.22	21.19	22.00
		50	25	21.14	21.19	21.14	22.00
		50	50	21.19	21.28	21.06	22.00
		100	0	21.21	21.22	21.24	22.00
	64QAM	1	0	21.10	21.12	21.10	22.00
		1	50	21.30	21.12	21.11	22.00
		1	99	21.11	21.16	21.11	22.00
		50	0	20.10	20.13	20.17	21.00
		50	25	20.14	20.14	20.06	21.00
		50	50	20.08	20.22	19.99	21.00
		100	0	20.13	20.07	20.24	21.00

LTE Band 66 Receiver off				Conducted Power(dBm)			
Bandwidth	Modulation	RB size	RB offset	Channel 131979	Channel 132322	Channel 132665	Tune up
1.4MHz	QPSK	1	0	19.67	19.77	19.61	20.50
		1	2	19.45	19.57	19.48	20.50
		1	5	19.82	19.70	19.64	20.50
		3	0	19.54	19.46	19.47	20.50
		3	2	19.50	19.47	19.55	20.50
		3	3	19.44	19.30	19.22	20.50
		6	0	19.74	19.71	19.55	20.50
	16QAM	1	0	19.12	19.33	19.11	20.50
		1	2	18.84	19.05	19.06	20.50
		1	5	19.00	19.27	19.11	20.50
		3	0	19.13	19.12	19.23	20.50
		3	2	19.29	19.28	19.33	20.50
		3	3	19.32	19.43	19.26	20.50
		6	0	18.94	19.08	18.94	20.50
	64QAM	1	0	19.01	19.18	19.08	20.50
		1	2	18.84	18.92	19.03	20.50
		1	5	18.99	19.22	19.05	20.50
		3	0	19.01	18.97	19.19	20.50
		3	2	19.29	19.28	19.27	20.50
		3	3	19.30	19.38	19.25	20.50
		6	0	18.85	19.08	18.87	20.50
Bandwidth	Modulation	RB size	RB offset	Channel 131987	Channel 132322	Channel 132657	Tune up
3MHz	QPSK	1	0	19.59	19.75	19.69	20.50
		1	7	19.50	19.58	19.51	20.50
		1	14	19.71	19.80	19.61	20.50
		8	0	19.51	19.50	19.40	20.50
		8	4	19.47	19.45	19.53	20.50

Unless otherwise agreed in writing, this document is issued by the Company subject to its General Conditions of Service printed overleaf, available on request or accessible at http://www.sgs.com/en/Terms-and-Conditions.aspx and, for electronic format documents, subject to Terms and Conditions for Electronic Documents at http://www.sgs.com/en/Terms-and-Conditions/Terms-e-Document.aspx. Attention is drawn to the limitation of liability, indemnification and jurisdiction issues defined therein. Any holder of this document is advised that information contained hereon reflects the Company's findings at the time of its intervention only and within the limits of Client's instructions, if any. The Company's sole responsibility is to its Client and this document does not exonerate parties to a transaction from exercising all their rights and obligations under the transaction documents. This document cannot be reproduced except in full, without prior written approval of the Company. Any unauthorized alteration, forgery or falsification of the content or appearance of this document is unlawful and offenders may be prosecuted to the fullest extent of the law. Unless otherwise stated the results shown in this test report refer only to the sample(s) tested and such sample(s) are retained for 30 days only.
Attention: To check the authenticity of testing /inspection report & certificate, please contact us at telephone: (86-755) 8307 1443, or email: CN.Doccheck@sgs.com

SGS-CSTC Standards Technical Services Co., Ltd. Shenzhen Branch
No.1 Workshop, M-10, Middle Section, Science & Technology Park, Shenzhen, China 518057 t (86-755) 26012053 f (86-755) 26710594 www.sgsgroup.com.cn
中国·深圳·科技园中区M-10栋一号厂房 邮编: 518057 t (86-755) 26012053 f (86-755) 26710594 sgs.china@sgs.com

		8	7	19.44	19.24	19.23	20.50
		15	0	19.81	19.60	19.61	20.50
	16QAM	1	0	19.18	19.27	19.12	20.50
		1	7	18.93	18.94	19.05	20.50
		1	14	19.00	19.26	19.21	20.50
		8	0	19.14	19.13	19.19	20.50
		8	4	19.34	19.30	19.39	20.50
		8	7	19.25	19.44	19.26	20.50
		15	0	18.94	19.09	19.03	20.50
	64QAM	1	0	19.12	19.27	18.98	20.50
		1	7	18.93	18.89	19.03	20.50
		1	14	18.95	19.16	19.18	20.50
		8	0	19.07	19.00	19.04	20.50
		8	4	19.22	19.18	19.26	20.50
		8	7	19.17	19.31	19.15	20.50
		15	0	18.86	19.09	18.92	20.50
Bandwidth	Modulation	RB size	RB offset	Channel 131997	Channel 132322	Channel 132647	Tune up
5MHz	QPSK	1	0	19.61	19.75	19.69	20.50
		1	13	19.46	19.63	19.53	20.50
		1	24	19.70	19.79	19.69	20.50
		12	0	19.54	19.43	19.42	20.50
		12	6	19.40	19.46	19.53	20.50
		12	13	19.49	19.23	19.22	20.50
		25	0	19.77	19.68	19.63	20.50
	16QAM	1	0	19.11	19.29	19.09	20.50
		1	13	18.83	18.99	19.10	20.50
		1	24	18.99	19.21	19.16	20.50
		12	0	19.15	19.14	19.30	20.50
		12	6	19.38	19.33	19.32	20.50
		12	13	19.31	19.32	19.24	20.50
		25	0	18.95	19.00	19.00	20.50
	64QAM	1	0	19.06	19.14	19.00	20.50
		1	13	18.69	18.99	19.00	20.50
		1	24	18.99	19.11	19.15	20.50
		12	0	19.03	19.02	19.27	20.50
		12	6	19.30	19.26	19.21	20.50
		12	13	19.21	19.19	19.13	20.50
		25	0	18.94	18.89	18.86	20.50
Bandwidth	Modulation	RB size	RB offset	Channel 132022	Channel 132322	Channel 132622	Tune up
10MHz	QPSK	1	0	19.65	19.76	19.67	20.50
		1	25	19.42	19.55	19.56	20.50
		1	49	19.75	19.76	19.69	20.50
		25	0	19.55	19.48	19.44	20.50
		25	13	19.41	19.43	19.53	20.50
		25	25	19.44	19.33	19.31	20.50

Unless otherwise agreed in writing, this document is issued by the Company subject to its General Conditions of Service printed overleaf, available on request or accessible at http://www.sgs.com/en/Terms-and-Conditions.aspx and, for electronic format documents, subject to Terms and Conditions for Electronic Documents at http://www.sgs.com/en/Terms-and-Conditions/Terms-e-Document.aspx. Attention is drawn to the limitation of liability, indemnification and jurisdiction issues defined therein. Any holder of this document is advised that information contained hereon reflects the Company's findings at the time of its intervention only and within the limits of Client's instructions, if any. The Company's sole responsibility is to its Client and this document does not exonerate parties to a transaction from exercising all their rights and obligations under the transaction documents. This document cannot be reproduced except in full, without prior written approval of the Company. Any unauthorized alteration, forgery or falsification of the content or appearance of this document is unlawful and offenders may be prosecuted to the fullest extent of the law. Unless otherwise stated the results shown in this test report refer only to the sample(s) tested and such sample(s) are retained for 30 days only.
Attention: To check the authenticity of testing /inspection report & certificate, please contact us at telephone: (86-755) 8307 1443, or email: CN.Doccheck@sgs.com

SGS-CSTC Standards Technical Services Co.,Ltd. Shenzhen Branch Testing Center EEC Laboratory
No.1 Workshop, M-10, Middle Section, Science & Technology Park, Shenzhen, China 518057 t (86-755) 26012053 f (86-755) 26710594 www.sgsgroup.com.cn
中国·深圳·科技园中区M-10栋一号厂房 邮编: 518057 t (86-755) 26012053 f (86-755) 26710594 sgs.china@sgs.com

		50	0	19.81	19.60	19.54	20.50
	16QAM	1	0	19.12	19.26	19.09	20.50
		1	25	18.86	19.00	19.01	20.50
		1	49	19.06	19.26	19.23	20.50
		25	0	19.16	19.09	19.23	20.50
		25	13	19.38	19.34	19.43	20.50
		25	25	19.24	19.40	19.25	20.50
		50	0	18.97	19.03	19.02	20.50
	64QAM	1	0	18.98	19.13	19.09	20.50
		1	25	18.78	18.99	18.99	20.50
		1	49	19.00	19.24	19.17	20.50
		25	0	19.16	19.09	19.21	20.50
		25	13	19.37	19.21	19.35	20.50
		25	25	19.14	19.30	19.18	20.50
		50	0	18.85	18.89	18.91	20.50
Bandwidth	Modulation	RB size	RB offset	Channel 132047	Channel 132322	Channel 132597	Tune up
15MHz	QPSK	1	0	19.68	19.72	19.71	20.50
		1	38	19.50	19.53	19.48	20.50
		1	74	19.71	19.80	19.70	20.50
		36	0	19.52	19.46	19.48	20.50
		36	18	19.46	19.45	19.56	20.50
		36	39	19.46	19.23	19.24	20.50
		75	0	19.76	19.60	19.64	20.50
	16QAM	1	0	19.13	19.26	19.06	20.50
		1	38	18.93	19.02	19.02	20.50
		1	74	19.01	19.31	19.17	20.50
		36	0	19.16	19.21	19.23	20.50
		36	18	19.35	19.31	19.42	20.50
		36	39	19.24	19.38	19.16	20.50
		75	0	18.95	19.08	18.97	20.50
	64QAM	1	0	19.13	19.16	18.95	20.50
		1	38	18.86	18.94	19.01	20.50
		1	74	18.90	19.25	19.02	20.50
		36	0	19.05	19.16	19.08	20.50
		36	18	19.23	19.21	19.27	20.50
		36	39	19.24	19.31	19.04	20.50
		75	0	18.93	19.00	18.93	20.50
Bandwidth	Modulation	RB size	RB offset	Channel 132072	Channel 132322	Channel 132572	Tune up
20MHz	QPSK	1	0	19.68	19.79	19.72	20.50
		1	50	**19.73**	**19.83**	**19.74**	20.50
		1	99	19.53	19.80	19.70	20.50
		50	0	19.51	19.50	19.52	20.50
		50	25	19.50	19.53	19.51	20.50
		50	50	**19.54**	**19.58**	**19.55**	20.50
		100	0	19.63	**19.72**	19.65	20.50

Unless otherwise agreed in writing, this document is issued by the Company subject to its General Conditions of Service printed overleaf, available on request or accessible at http://www.sgs.com/en/Terms-and-Conditions.aspx and, for electronic format documents, subject to Terms and Conditions for Electronic Documents at http://www.sgs.com/en/Terms-and-Conditions/Terms-e-Document.aspx. Attention is drawn to the limitation of liability, indemnification and jurisdiction issues defined therein. Any holder of this document is advised that information contained hereon reflects the Company's findings at the time of its intervention only and within the limits of Client's instructions, if any. The Company's sole responsibility is to its Client and this document does not exonerate parties to a transaction from exercising all their rights and obligations under the transaction documents. This document cannot be reproduced except in full, without prior written approval of the Company. Any unauthorized alteration, forgery or falsification of the content or appearance of this document is unlawful and offenders may be prosecuted to the fullest extent of the law. Unless otherwise stated the results shown in this test report refer only to the sample(s) tested and such sample(s) are retained for 30 days only.
Attention: To check the authenticity of testing /inspection report & certificate, please contact us at telephone: (86-755) 8307 1443, or email: CN.Doccheck@sgs.com

	16QAM	1	0	19.23	19.34	19.12	20.50
		1	50	18.94	19.05	19.10	20.50
		1	99	19.11	19.32	19.23	20.50
		50	0	19.25	19.21	19.31	20.50
		50	25	19.40	19.35	19.44	20.50
		50	50	19.34	19.44	19.26	20.50
		100	0	19.06	19.12	19.05	20.50
	64QAM	1	0	19.15	19.29	19.01	20.50
		1	50	18.82	18.91	18.96	20.50
		1	99	18.96	19.24	19.11	20.50
		50	0	19.20	19.19	19.23	20.50
		50	25	19.33	19.26	19.43	20.50
		50	50	19.24	19.29	19.17	20.50
		100	0	18.98	19.02	18.95	20.50

Table 12：Conducted Power of LTE

Unless otherwise agreed in writing, this document is issued by the Company subject to its General Conditions of Service printed overleaf, available on request or accessible at http://www.sgs.com/en/Terms-and-Conditions.aspx and, for electronic format documents, subject to Terms and Conditions for Electronic Documents at http://www.sgs.com/en/Terms-and-Conditions/Terms-e-Document.aspx. Attention is drawn to the limitation of liability, indemnification and jurisdiction issues defined therein. Any holder of this document is advised that information contained hereon reflects the Company's findings at the time of its intervention only and within the limits of Client's instructions, if any. The Company's sole responsibility is to its Client and this document does not exonerate parties to a transaction from exercising all their rights and obligations under the transaction documents. This document cannot be reproduced except in full, without prior written approval of the Company. Any unauthorized alteration, forgery or falsification of the content or appearance of this document is unlawful and offenders may be prosecuted to the fullest extent of the law. Unless otherwise stated the results shown in this test report refer only to the sample(s) tested and such sample(s) are retained for 30 days only.
Attention: To check the authenticity of testing /inspection report & certificate, please contact us at telephone: (86-755) 8307 1443, or email: CN.Doccheck@sgs.com
SGS-CSTC Standards Technical Services Co.,Ltd. Shenzhen Branch Testing Center EEC Laboratory
No.1 Workshop, M-10, Middle Section, Science & Technology Park, Shenzhen, China 518057 t (86-755) 26012053 f (86-755) 26710594 www.sgsgroup.com.cn
中国·深圳·科技园中区M-10栋一号厂房 邮编: 518057 t (86-755) 26012053 f (86-755) 26710594 sgs.china@sgs.com
Member of the SGS Group (SGS SA)

8.1.2 Conducted Power of WIFI and BT

WiFi 2.4G Receiver off						
Mode	Channel	Frequency (MHz)	Data Rate(Mbps)	Tune up	Average Power (dBm)	SAR Test
802.11b	1	2412	1	19.50	17.74	No
	6	2437		19.50	**17.78**	Yes
	11	2462		19.50	**18.05**	Yes
802.11g	1	2412	6	17.50	15.90	No
	6	2437		17.50	15.97	No
	11	2462		17.50	16.25	No
802.11n HT20	1	2412	6.5	16.50	14.88	No
	6	2437		16.50	14.81	No
	11	2462		16.50	15.05	No

WiFi 2.4G Receiver on						
Mode	Channel	Frequency (MHz)	Data Rate(Mbps)	Tune up	Average Power (dBm)	SAR Test
802.11b	1	2412	1	17.00	15.26	No
	6	2437		17.00	**15.31**	Yes
	11	2462		17.00	**15.60**	Yes
802.11g	1	2412	6	17.00	15.37	No
	6	2437		17.00	15.45	No
	11	2462		17.00	15.78	No
802.11n HT20	1	2412	6.5	16.50	14.88	No
	6	2437		16.50	14.81	No
	11	2462		16.50	15.05	No

Table 13：Conducted Power of WiFi

Note:

a) Power must be measured at each transmit antenna port according to the DSSS and OFDM transmission configurations in each standalone and aggregated frequency band.

b) Power measurement is required for the transmission mode configuration with the highest maximum output power specified for production units.

1) When the same highest maximum output power specification applies to multiple transmission modes, the largest channel bandwidth configuration with the lowest order modulation and lowest data rate is measured.

2) When the same highest maximum output power is specified for multiple largest channel bandwidth configurations with the same lowest order modulation or lowest order modulation and lowest data rate, power measurement is required for all equivalent 802.11 configurations with the same maximum output power.

c) For each transmission mode configuration, power must be measured for the highest and lowest channels; and at the mid-band channel(s) when there are at least 3 channels. For configurations with multiple mid-band channels, due to an even number of channels, both channels should be measured.

Unless otherwise agreed in writing, this document is issued by the Company subject to its General Conditions of Service printed overleaf, available on request or accessible at http://www.sgs.com/en/Terms-and-Conditions.aspx and, for electronic format documents, subject to Terms and Conditions for Electronic Documents at http://www.sgs.com/en/Terms-and-Conditions/Terms-e-Document.aspx. Attention is drawn to the limitation of liability, indemnification and jurisdiction issues defined therein. Any holder of this document is advised that information contained hereon reflects the Company's findings at the time of its intervention only and within the limits of Client's instructions, if any. The Company's sole responsibility is to its Client and this document does not exonerate parties to a transaction from exercising all their rights and obligations under the transaction documents. This document cannot be reproduced except in full, without prior written approval of the Company. Any unauthorized alteration, forgery or falsification of the content or appearance of this document is unlawful and offenders may be prosecuted to the fullest extent of the law. Unless otherwise stated the results shown in this test report refer only to the sample(s) tested and such sample(s) are retained for 30 days only.
Attention: To check the authenticity of testing /inspection report & certificate, please contact us at telephone: (86-755) 8307 1443, or email: CN.Doccheck@sgs.com
SGS-CSTC Standards Technical Services Co.,Ltd. Shenzhen Branch Testing Center EEC Laboratory
No.1 Workshop, M-10, Middle Section, Science & Technology Park, Shenzhen, China 518057 t (86-755) 26012053 f (86-755) 26710594 www.sgsgroup.com.cn
中国·深圳·科技园中区M-10栋一号厂房 邮编: 518057 t (86-755) 26012053 f (86-755) 26710594 sgs.china@sgs.com
Member of the SGS Group (SGS SA)

BT			Tune up (dBm)	Average Conducted Power(dBm)
Modulation	Channel	Frequency(MHz)		
GFSK	0	2402	11.00	**9.95**
	39	2441	11.00	9.90
	78	2480	11.00	9.89
π/4DQPSK	0	2402	9.00	7.01
	39	2441	9.00	7.07
	78	2480	9.00	7.03
8DPSK	0	2402	9.00	7.49
	39	2441	9.00	7.75
	78	2480	9.00	7.68

BLE			Tune up (dBm)	Average Conducted Power(dBm)
Modulation	Channel	Frequency(MHz)		
GFSK	0	2402	7.00	5.17
	19	2440	7.00	5.38
	39	2480	7.00	5.22

Table 14：Conducted Power of BT

Bluetooth DH5(GFSK):

Duty cycle=(3800-920)/(4670-920)=76.8%

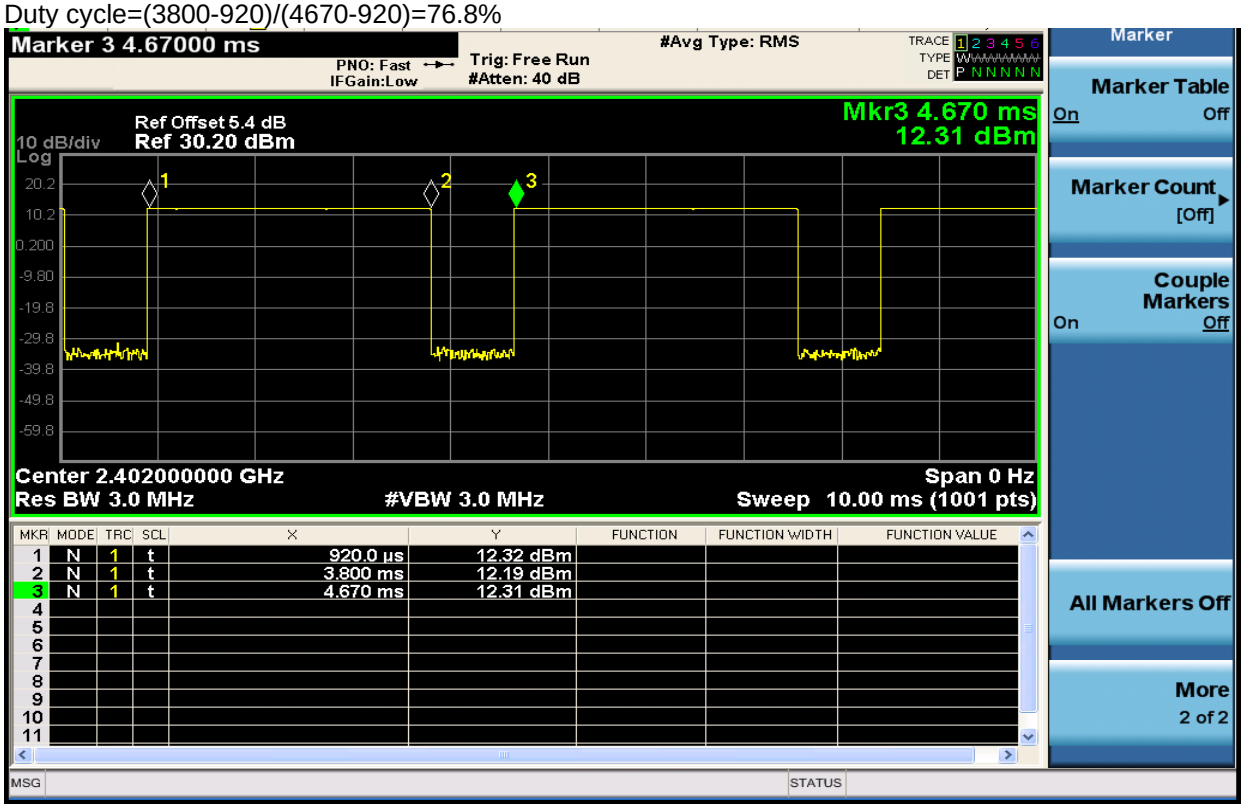

Unless otherwise agreed in writing, this document is issued by the Company subject to its General Conditions of Service printed overleaf, available on request or accessible at http://www.sgs.com/en/Terms-and-Conditions.aspx and, for electronic format documents, subject to Terms and Conditions for Electronic Documents at http://www.sgs.com/en/Terms-and-Conditions/Terms-e-Document.aspx. Attention is drawn to the limitation of liability, indemnification and jurisdiction issues defined therein. Any holder of this document is advised that information contained hereon reflects the Company's findings at the time of its intervention only and within the limits of Client's instructions, if any. The Company's sole responsibility is to its Client and this document does not exonerate parties to a transaction from exercising all their rights and obligations under the transaction documents. This document cannot be reproduced except in full, without prior written approval of the Company. Any unauthorized alteration, forgery or falsification of the content or appearance of this document is unlawful and offenders may be prosecuted to the fullest extent of the law. Unless otherwise stated the results shown in this test report refer only to the sample(s) tested and such sample(s) are retained for 30 days only.
Attention: To check the authenticity of testing /inspection report & certificate, please contact us at telephone: (86-755) 8307 1443, or email: CN.Doccheck@sgs.com
SGS-CSTC Standards Technical Services Co.,Ltd. Shenzhen Branch Testing Center EEC Laboratory
No.1 Workshop, M-10, Middle Section, Science & Technology Park, Shenzhen, China 518057 t (86-755) 26012053 f (86-755) 26710594 www.sgsgroup.com.cn
中国·深圳·科技园中区M-10栋一号厂房 邮编: 518057 t (86-755) 26012053 f (86-755) 26710594 sgs.china@sgs.com
Member of the SGS Group (SGS SA)

8.2 Stand-alone SAR test evaluation

Unless specifically required by the published RF exposure KDB procedures, standalone 1-g head or body and Product specific 10g SAR evaluation for general population exposure conditions, by measurement or numerical simulation, is not required when the corresponding SAR Test Exclusion Threshold condition is satisfied. These test exclusion conditions are based on source-based time-averaged maximum conducted output power of the RF channel requiring evaluation, adjusted for tune-up tolerance, and the minimum test separation distance required for the exposure conditions.

Freq. Band	Frequency (GHz)	Position	Average Power		Test Separation (mm)	Calculate Value	Exclusion Threshold	Exclusion (Yes/No)
			dBm	mW				
Wi-Fi	2.462	Head	17.00	50.12	5	15.7	3	No
		Body-worn	19.50	89.13	5	28.0	3	No
		hotspot	19.50	89.13	5	28.0	3	No
Bluetooth	2.48	Head	11.00	12.59	5	4.0	3	No
		Body-worn	11.00	12.59	5	4.0	3	No
		hotspot	11.00	12.59	5	4.0	3	No

The 1-g and 10-g SAR test exclusion thresholds for 100 MHz to 6 GHz at test separation distances ≤ 50 mm are determined by:
[(max. power of channel, including tune-up tolerance, mW)/(min. test separation distance, mm)] · [√f(GHz)] ≤ 3.0 for 1-g SAR and ≤ 7.5 for 10-g extremity SAR, where
• f(GHz) is the RF channel transmit frequency in GHz
• Power and distance are rounded to the nearest mW and mm before calculation
• The result is rounded to one decimal place for comparison

The test exclusions are applicable only when the minimum test separation distance is ≤ 50 mm and for transmission frequencies between 100 MHz and 6 GHz. When the minimum test separation distance is < 5 mm, a distance of 5 mm is applied to determine SAR test exclusion.

Estimated SAR:
When the standalone SAR test exclusion is applied to an antenna that transmits simultaneously with other antennas, the standalone SAR must be estimated according to the following to determine simultaneous transmission SAR test exclusion:
• (max. power of channel, including tune-up tolerance, mW)/(min. test separation distance, mm)]·[√f(GHz)/x] W/kg for test separation distances ≤ 50 mm;
Where x = 7.5 for 1-g SAR, and x = 18.75 for 10-g SAR.
When the minimum test separation distance is < 5 mm, a distance of 5 mm is applied to determine SAR test exclusion.

Unless otherwise agreed in writing, this document is issued by the Company subject to its General Conditions of Service printed overleaf, available on request or accessible at http://www.sgs.com/en/Terms-and-Conditions.aspx and, for electronic format documents, subject to Terms and Conditions for Electronic Documents at http://www.sgs.com/en/Terms-and-Conditions/Terms-e-Document.aspx. Attention is drawn to the limitation of liability, indemnification and jurisdiction issues defined therein. Any holder of this document is advised that information contained hereon reflects the Company's findings at the time of its intervention only and within the limits of Client's instructions, if any. The Company's sole responsibility is to its Client and this document does not exonerate parties to a transaction from exercising all their rights and obligations under the transaction documents. This document cannot be reproduced except in full, without prior written approval of the Company. Any unauthorized alteration, forgery or falsification of the content or appearance of this document is unlawful and offenders may be prosecuted to the fullest extent of the law. Unless otherwise stated the results shown in this test report refer only to the sample(s) tested and such sample(s) are retained for 30 days only.
Attention: To check the authenticity of testing /inspection report & certificate, please contact us at telephone: (86-755) 8307 1443, or email: CN.Doccheck@sgs.com
SGS-CSTC Standards Technical Services Co., Ltd. Shenzhen Branch Testing Center EEC Laboratory
No.1 Workshop, M-10, Middle Section, Science & Technology Park, Shenzhen, China 518057 t (86-755) 26012053 f (86-755) 26710594 www.sgsgroup.com.cn
中国·深圳·科技园中区M-10栋一号厂房 邮编: 518057 t (86-755) 26012053 f (86-755) 26710594 sgs.china@sgs.com
Member of the SGS Group (SGS SA)

8.3 Measurement of SAR Data

8.3.1 SAR Result of GSM850

Test position	Test mode	Test Ch./Freq.	Duty Cycle	SAR (W/kg)1-g	Power Drift(dB)	Conducted Power(dBm)	Tune up Limit(dBm)	Scaled factor	Scaled SAR(W/kg)	Liquid Temp
Head Test data										
Left cheek	GSM	190/836.6	1:8.3	0.202	-0.07	32.46	33.50	1.271	**0.257**	22.1
Left tilted	GSM	190/836.6	1:8.3	0.172	0.06	32.46	33.50	1.271	0.219	22.1
Right cheek	GSM	190/836.6	1:8.3	0.195	0.04	32.46	33.50	1.271	0.248	22.1
Right tilted	GSM	190/836.6	1:8.3	0.175	0.08	32.46	33.50	1.271	0.222	22.1
Head Test Data at the worst case with Battery2#										
Left cheek	GSM	190/836.6	1:8.3	0.192	-0.03	32.46	33.50	1.271	0.244	22.1
Body worn Test data(Separate 5mm)										
Front side	GSM	190/836.6	1:8.3	0.576	0.11	32.46	33.50	1.271	0.732	22.1
Back side	GSM	190/836.6	1:8.3	0.721	0.09	32.46	33.50	1.271	0.916	22.1
Back side	GSM	128/824.2	1:8.3	0.557	0.15	32.38	33.50	1.294	0.721	22.1
Back side	GSM	251/848.8	1:8.3	0.942	0.01	32.58	33.50	1.236	**1.164**	22.1
Back side repeat	GSM	251/848.8	1:8.3	0.833	0.08	32.58	33.50	1.236	1.030	22.1
Body worn Test data at the worst case with Battery2#(Separate 5mm)										
Back side	GSM	251/848.8	1:8.3	0.886	0.05	32.58	33.50	1.236	1.095	22.1
Hotspot Test data(Separate 5mm)										
Front side	GPRS 2TS	190/836.6	1:4.15	0.558	0.03	31.56	32.50	1.242	0.693	22.1
Back side	GPRS 2TS	190/836.6	1:4.15	1.080	-0.06	31.56	32.50	1.242	1.341	22.1
Left side	GPRS 2TS	190/836.6	1:4.15	0.413	-0.16	31.56	32.50	1.242	0.513	22.1
Right side	GPRS 2TS	190/836.6	1:4.15	0.382	-0.03	31.56	32.50	1.242	0.474	22.1
Bottom side	GPRS 2TS	190/836.6	1:4.15	0.261	-0.10	31.56	32.50	1.242	0.324	22.1
Back side	GPRS 2TS	128/824.2	1:4.15	1.090	-0.02	31.45	32.50	1.274	1.388	22.1
Back side	GPRS 2TS	251/848.8	1:4.15	1.170	0.00	31.71	32.50	1.199	**1.403**	22.1
Back side repeat	GPRS 2TS	251/848.8	1:4.15	1.110	0.07	31.71	32.50	1.199	1.331	22.1
Hotspot Test data at the worst case with Battery 2#(Separate 5mm)										
Back side	GPRS 2TS	251/848.8	1:4.15	1.100	0.09	31.71	32.50	1.199	1.319	22.1
Test position	**Test mode**	**Test Ch./Freq.**	**Duty Cycle**	**SAR (W/kg)10-g**	**Power Drift(dB)**	**Conducted Power(dBm)**	**Tune up Limit(dBm)**	**Scaled factor**	**Scaled SAR(W/kg)**	**Liquid Temp**
Product specific 10g SAR Test data(Separate 0mm)										
Back side	GPRS 2TS	190/836.6	1:4.15	1.840	0.01	31.56	32.50	1.242	**2.285**	22.1
Back side	GPRS 2TS	128/824.2	1:4.15	1.650	0.11	31.45	32.50	1.274	2.101	22.1
Back side	GPRS 2TS	251/848.8	1:4.15	1.790	0.14	31.71	32.50	1.199	2.147	22.1
Product specific 10g SAR Test data at the worst case with Battery2#(Separate 0mm)										
Back side	GPRS 2TS	190/836.6	1:4.15	1.490	0.08	31.56	32.50	1.242	1.850	22.1

Table 15： SAR of GSM850 for Head, Body and Product specific 10g SAR.

Note:

1) The maximum Scaled SAR value is marked in bold. Graph results refer to Appendix B.

2) Per KDB447498 D01, testing of other required channels within the operating mode of a frequency band is not required when the reported 1-g or 10-g SAR for the mid-band or highest output power channel is:

- ≤ 0.8W/kg for 1-g or 2.0W/kg for 10-g respectively, when the transmission band is ≤ 100MHz.
- ≤ 0.6 W/kg or 1.5 W/kg, for 1-g or 10-g respectively, when the transmission band is between 100 MHz and 200 MHz.
- ≤ 0.4 W/kg or 1.0 W/kg, for 1-g or 10-g respectively, when the transmission band is ≥ 200 MHz.

Test Position	Channel/Frequency (MHz)	Measured SAR	1st Repeated SAR	Ratio	2nd Repeated SAR	3rd Repeated SAR
Back side 5mm	251/848.8	0.942	0.833	1.131	N/A	Back side
Back side 5mm	251/848.8	1.170	1.110	1.054	N/A	Back side
Note: 1) When the original highest measured SAR is ≥ 0.80 W/kg, the measurement was repeated once.						
2) A second repeated measurement was performed only if the ratio of largest to smallest SAR for the original and first repeated measurements was > 1.20 or when the original or repeated measurement was ≥ 1.45 W/kg (~ 10% from the 1-g SAR limit).						
3) A third repeated measurement was performed only if the original, first or second repeated measurement was ≥ 1.5 W/kg and the ratio of largest to smallest SAR for the original, first and second repeated measurements is > 1.20.						
4) Repeated measurements are not required when the original highest measured SAR is < 0.80 W/kg						

Unless otherwise agreed in writing, this document is issued by the Company subject to its General Conditions of Service printed overleaf, available on request or accessible at http://www.sgs.com/en/Terms-and-Conditions.aspx and, for electronic format documents, subject to Terms and Conditions for Electronic Documents at http://www.sgs.com/en/Terms-and-Conditions/Terms-e-Document.aspx. Attention is drawn to the limitation of liability, indemnification and jurisdiction issues defined therein. Any holder of this document is advised that information contained hereon reflects the Company's findings at the time of its intervention only and within the limits of Client's instructions, if any. The Company's sole responsibility is to its Client and this document does not exonerate parties to a transaction from exercising all their rights and obligations under the transaction documents. This document cannot be reproduced except in full, without prior written approval of the Company. Any unauthorized alteration, forgery or falsification of the content or appearance of this document is unlawful and offenders may be prosecuted to the fullest extent of the law. Unless otherwise stated the results shown in this test report refer only to the sample(s) tested and such sample(s) are retained for 30 days only.
Attention: To check the authenticity of testing /inspection report & certificate, please contact us at telephone: (86-755) 8307 1443, or email: CN.Doccheck@sgs.com
SGS-CSTC Standards Technical Services Co., Ltd. Shenzhen Branch Testing Center EEC Laboratory
No.1 Workshop, M-10, Middle Section, Science & Technology Park, Shenzhen, China 518057 t (86-755) 26012053 f (86-755) 26710594 www.sgsgroup.com.cn
中国·深圳·科技园中区M-10栋一号厂房 邮编: 518057 t (86-755) 26012053 f (86-755) 26710594 sgs.china@sgs.com
Member of the SGS Group (SGS SA)

8.3.2 SAR Result of GSM1900

Test position	Test mode	Test Ch./Freq.	Duty Cycle	SAR (W/kg)1-g	Power Drift(dB)	Conducted Power(dBm)	Tune up Limit(dBm)	Scaled factor	Scaled SAR(W/kg)	Liquid Temp
Head Test data										
Left cheek	GSM	661/1880	1:8.3	0.085	-0.06	29.93	30.50	1.140	**0.097**	22.3
Left tilted	GSM	661/1880	1:8.3	0.055	0.11	29.93	30.50	1.140	0.063	22.3
Right cheek	GSM	661/1880	1:8.3	0.074	0.02	29.93	30.50	1.140	0.084	22.3
Right tilted	GSM	661/1880	1:8.3	0.045	0.08	29.93	30.50	1.140	0.051	22.3
Head Test Data at the worst case with Battery 2#										
Left cheek	GSM	661/1880	1:8.3	0.056	0.04	29.93	30.50	1.140	0.064	22.3
Body worn Test data(Separate 5mm)										
Front side	GSM	661/1880	1:8.3	0.298	0.04	29.93	30.50	1.140	0.340	22.3
Back side	GSM	661/1880	1:8.3	0.959	0.08	29.93	30.50	1.140	1.093	22.3
Back side	GSM	512/1850.2	1:8.3	1.230	0.10	29.82	30.50	1.169	**1.438**	22.3
Back side repeat	GSM	512/1850.2	1:8.3	1.180	0.08	29.82	30.50	1.169	1.380	22.3
Back side	GSM	810/1909.8	1:8.3	0.975	-0.04	29.98	30.50	1.127	1.099	22.3
Back side with headset1#	GSM	512/1850.2	1:8.3	1.120	-0.02	29.82	30.50	1.169	1.310	22.3
Back side with headset2#	GSM	512/1850.2	1:8.3	1.170	0.04	29.82	30.50	1.169	1.368	22.3
Body worn Test data at the worst case with Battery 2#(Separate 5mm)										
Back side	GSM	512/1850.2	1:8.3	0.859	0.04	29.82	30.50	1.169	1.005	22.3
Hotspot Test data(Separate 5mm)										
Front side	GPRS 4TS	661/1880	1:2.075	0.422	0.05	25.28	26.50	1.324	0.559	22.3
Back side	GPRS 4TS	661/1880	1:2.075	0.670	-0.07	25.28	26.50	1.324	0.887	22.3
Left side	GPRS 4TS	661/1880	1:2.075	0.187	0.04	25.28	26.50	1.324	0.248	22.3
Right side	GPRS 4TS	661/1880	1:2.075	0.023	0.03	25.28	26.50	1.324	0.030	22.3
Back side	GPRS 4TS	512/1850.2	1:2.075	1.000	0.01	25.61	26.50	1.227	**1.227**	22.3
Back side -repeat	GPRS 4TS	512/1850.2	1:2.075	0.950	0.03	25.61	26.50	1.227	1.166	22.3
Back side	GPRS 4TS	810/1909.8	1:2.075	0.581	0.08	24.77	26.50	1.489	0.865	22.3
Bottom side	GPRS 4TS	661/1880	1:2.075	0.695	-0.06	25.28	26.50	1.324	0.920	22.3
Bottom side	GPRS 4TS	512/1850.2	1:2.075	0.885	0.00	25.61	26.50	1.227	1.086	22.3
Bottom side	GPRS 4TS	810/1909.8	1:2.075	0.509	-0.02	24.77	26.50	1.489	0.758	22.3
Hotspot Test data at the worst case with Battery 2#(Separate 5mm)										
Back side	GPRS 4TS	512/1850.2	1:2.075	0.618	0.10	25.61	26.50	1.227	0.759	22.3
Test position	**Test mode**	**Test Ch./Freq.**	**Duty Cycle**	**SAR (W/kg)10-g**	**Power Drift(dB)**	**Conducted Power(dBm)**	**Tune up Limit(dBm)**	**Scaled factor**	**Scaled SAR(W/kg)**	**Liquid Temp**
Product specific 10g SAR Test data(Separate 0mm)										
Back side	GPRS 4TS	661/1880	1:2.075	0.976	-0.01	25.65	27.50	1.531	1.494	22.3
Bottom side	GPRS 4TS	661/1880	1:2.075	1.200	-0.08	25.65	27.50	1.531	1.837	22.3
Product specific 10g SAR Test data at the worst case with Battery 2#(Separate 0mm)										
Bottom side	GPRS 4TS	661/1880	1:2.075	1.400	0.01	25.65	27.50	1.531	**2.144**	22.3
Bottom side	GPRS 4TS	512/1850.2	1:2.075	1.360	0.01	25.66	27.50	1.528	2.077	22.3
Bottom side	GPRS 4TS	810/1909.8	1:2.075	1.390	-0.01	25.67	27.50	1.524	2.118	22.3

Table 16： SAR of GSM1900 for Head and Body.

Note:

1) The maximum Scaled SAR value is marked in bold. Graph results refer to Appendix B.

2) Per KDB447498 D01, testing of other required channels within the operating mode of a frequency band is not required when the reported 1-g or 10-g SAR for the mid-band or highest output power channel is:

- ≤ 0.8W/kg for 1-g or 2.0W/kg for 10-g respectively, when the transmission band is ≤ 100MHz.
- ≤ 0.6 W/kg or 1.5 W/kg, for 1-g or 10-g respectively, when the transmission band is between 100 MHz and 200 MHz.

Unless otherwise agreed in writing, this document is issued by the Company subject to its General Conditions of Service printed overleaf, available on request or accessible at http://www.sgs.com/en/Terms-and-Conditions.aspx and, for electronic format documents, subject to Terms and Conditions for Electronic Documents at http://www.sgs.com/en/Terms-and-Conditions/Terms-e-Document.aspx. Attention is drawn to the limitation of liability, indemnification and jurisdiction issues defined therein. Any holder of this document is advised that information contained hereon reflects the Company's findings at the time of its intervention only and within the limits of Client's instructions, if any. The Company's sole responsibility is to its Client and this document does not exonerate parties to a transaction from exercising all their rights and obligations under the transaction documents. This document cannot be reproduced except in full, without prior written approval of the Company. Any unauthorized alteration, forgery or falsification of the content or appearance of this document is unlawful and offenders may be prosecuted to the fullest extent of the law. Unless otherwise stated the results shown in this test report refer only to the sample(s) tested and such sample(s) are retained for 30 days only.
Attention: To check the authenticity of testing /inspection report & certificate, please contact us at telephone: (86-755) 8307 1443, or email: CN.Doccheck@sgs.com

● ≤ 0.4 W/kg or 1.0 W/kg, for 1-g or 10-g respectively, when the transmission band is ≥ 200 MHz.

Test Position	Channel/Frequency (MHz)	Measured SAR	1st Repeated SAR	Ratio	2nd Repeated SAR	3rd Repeated SAR
Back side 5mm	512/1850.2	1.230	1.180	1.042	N/A	Back side
Back side 5mm	512/1850.2	1.000	0.950	1.053	N/A	Back side
Note: 1) When the original highest measured SAR is ≥ 0.80 W/kg, the measurement was repeated once.						
2) A second repeated measurement was performed only if the ratio of largest to smallest SAR for the original and first repeated measurements was > 1.20 or when the original or repeated measurement was ≥ 1.45 W/kg (~ 10% from the 1-g SAR limit).						
3) A third repeated measurement was performed only if the original, first or second repeated measurement was ≥ 1.5 W/kg and the ratio of largest to smallest SAR for the original, first and second repeated measurements is > 1.20.						
4) Repeated measurements are not required when the original highest measured SAR is < 0.80 W/kg						

Unless otherwise agreed in writing, this document is issued by the Company subject to its General Conditions of Service printed overleaf, available on request or accessible at http://www.sgs.com/en/Terms-and-Conditions.aspx and, for electronic format documents, subject to Terms and Conditions for Electronic Documents at http://www.sgs.com/en/Terms-and-Conditions/Terms-e-Document.aspx. Attention is drawn to the limitation of liability, indemnification and jurisdiction issues defined therein. Any holder of this document is advised that information contained hereon reflects the Company's findings at the time of its intervention only and within the limits of Client's instructions, if any. The Company's sole responsibility is to its Client and this document does not exonerate parties to a transaction from exercising all their rights and obligations under the transaction documents. This document cannot be reproduced except in full, without prior written approval of the Company. Any unauthorized alteration, forgery or falsification of the content or appearance of this document is unlawful and offenders may be prosecuted to the fullest extent of the law. Unless otherwise stated the results shown in this test report refer only to the sample(s) tested and such sample(s) are retained for 30 days only.
Attention: To check the authenticity of testing /inspection report & certificate, please contact us at telephone: (86-755) 8307 1443, or email: CN.Doccheck@sgs.com

SGS-CSTC Standards Technical Services Co.,Ltd. Shenzhen Branch Testing Center EEC Laboratory
No.1 Workshop, M-10, Middle Section, Science & Technology Park, Shenzhen, China 518057 t (86-755) 26012053 f (86-755) 26710594 www.sgsgroup.com.cn
中国·深圳·科技园中区M-10栋一号厂房 邮编: 518057 t (86-755) 26012053 f (86-755) 26710594 sgs.china@sgs.com

8.3.3 SAR Result of WCDMA Band II

Test position	Test mode	Test Ch./Freq.	Duty Cycle	SAR (W/kg)1-g	Power Drift(dB)	Conducted Power(dBm)	Tune up Limit(dBm)	Scaled factor	Scaled SAR(W/kg)	Liquid Temp
Head Test data										
Left cheek	RMC	9400/1880	1:1	0.197	-0.03	22.74	24.00	1.337	**0.263**	22.3
Left tilted	RMC	9400/1880	1:1	0.134	0.10	22.74	24.00	1.337	0.179	22.3
Right cheek	RMC	9400/1880	1:1	0.169	-0.15	22.74	24.00	1.337	0.226	22.3
Right tilted	RMC	9400/1880	1:1	0.095	0.10	22.74	24.00	1.337	0.127	22.3
Head Test Data at the worst case with Battery 2#										
Left cheek	RMC	9400/1880	1:1	0.131	0.04	22.74	24.00	1.337	0.175	22.3
Body worn Test data(Separate 5mm)										
Front side	RMC	9400/1880	1:1	0.298	0.04	19.22	20.50	1.343	0.400	22.3
Back side	RMC	9400/1880	1:1	0.806	-0.07	19.22	20.50	1.343	1.082	22.3
Back side	RMC	9262/1852.4	1:1	0.916	-0.05	19.36	20.50	1.300	**1.191**	22.3
Back side-Repeat	RMC	9262/1852.4	1:1	0.909	-0.03	19.36	20.50	1.300	1.182	22.3
Back side	RMC	9538/1907.6	1:1	0.801	0.15	19.42	20.50	1.282	1.027	22.3
Body worn Test data at the worst case with Battery 2#(Separate 5mm)										
Back side	RMC	9262/1852.4	1:1	0.881	0.05	19.36	20.50	1.300	1.145	22.3
Hotspot Test data(Separate 5mm)										
Front side	RMC	9400/1880	1:1	0.298	0.04	19.22	20.50	1.343	0.400	22.3
Back side	RMC	9400/1880	1:1	0.806	-0.07	19.22	20.50	1.343	1.082	22.3
Back side	RMC	9262/1852.4	1:1	0.916	-0.05	19.36	20.50	1.300	1.191	22.3
Back side	RMC	9538/1907.6	1:1	0.801	0.15	19.42	20.50	1.282	1.027	22.3
Left side	RMC	9400/1880	1:1	0.140	0.04	19.22	20.50	1.343	0.188	22.3
Right side	RMC	9400/1880	1:1	0.052	0.05	19.22	20.50	1.343	0.070	22.3
Bottom side	RMC	9400/1880	1:1	0.599	0.03	19.22	20.50	1.343	0.804	22.3
Bottom side	RMC	9262/1852.4	1:1	0.929	0.09	19.36	20.50	1.300	1.208	22.3
Bottom side	RMC	9538/1907.6	1:1	0.425	0.01	19.42	20.50	1.282	0.545	22.3
Bottom side repeat	RMC	9262/1852.4	1:1	0.934	0.09	19.36	20.50	1.300	**1.214**	22.3
Hotspot Test data at the worst case with Battery 2#(Separate 5mm)										
Bottom side	RMC	9262/1852.4	1:1	0.710	0.09	19.36	20.50	1.300	0.923	22.3
Test position	**Test mode**	**Test Ch./Freq.**	**Duty Cycle**	**SAR (W/kg)10-g**	**Power Drift(dB)**	**Conducted Power(dBm)**	**Tune up Limit(dBm)**	**Scaled factor**	**Scaled SAR(W/kg)**	**Liquid Temp**
Product specific 10g SAR Test data(Separate 0mm)										
Bottom side	RMC	9400/1880	1:1	0.793	0.06	19.22	20.50	1.343	1.065	22.3
Product specific 10g SAR Test data at the worst case with Battery 2#(Separate 0mm)										
Bottom side	RMC	9400/1880	1:1	0.922	0.04	19.22	20.50	1.343	**1.238**	22.3

Table 17： SAR of WCDMA Band II for Head, Body and Product specific 10g SAR.

Note:

1) The maximum Scaled SAR value is marked in bold. Graph results refer to Appendix B.

2) Per FCC KDB Publication 447498 D01, if the reported (scaled) SAR measured at the middle channel or highest output power channel for each test configuration is ≤ 0.8 W/kg for 1-g or then testing at the other channels is not required for such test configuration(s).

3) Per KDB447498 D01, testing of other required channels within the operating mode of a frequency band is not required when the reported 1-g or 10-g SAR for the mid-band or highest output power channel is:

- ≤ 0.8W/kg for 1-g or 2.0W/kg for 10-g respectively, when the transmission band is ≤ 100MHz.
- ≤ 0.6 W/kg or 1.5 W/kg, for 1-g or 10-g respectively, when the transmission band is between 100 MHz and 200 MHz.
- ≤ 0.4 W/kg or 1.0 W/kg, for 1-g or 10-g respectively, when the transmission band is ≥ 200 MHz.

Unless otherwise agreed in writing, this document is issued by the Company subject to its General Conditions of Service printed overleaf, available on request or accessible at http://www.sgs.com/en/Terms-and-Conditions.aspx and, for electronic format documents, subject to Terms and Conditions for Electronic Documents at http://www.sgs.com/en/Terms-and-Conditions/Terms-e-Document.aspx. Attention is drawn to the limitation of liability, indemnification and jurisdiction issues defined therein. Any holder of this document is advised that information contained hereon reflects the Company's findings at the time of its intervention only and within the limits of Client's instructions, if any. The Company's sole responsibility is to its Client and this document does not exonerate parties to a transaction from exercising all their rights and obligations under the transaction documents. This document cannot be reproduced except in full, without prior written approval of the Company. Any unauthorized alteration, forgery or falsification of the content or appearance of this document is unlawful and offenders may be prosecuted to the fullest extent of the law. Unless otherwise stated the results shown in this test report refer only to the sample(s) tested and such sample(s) are retained for 30 days only.
Attention: To check the authenticity of testing /inspection report & certificate, please contact us at telephone: (86-755) 8307 1443, or email: CN.Doccheck@sgs.com
SGS-CSTC Standards Technical Services Co.,Ltd. Shenzhen Branch Testing Center EEC Laboratory
No.1 Workshop, M-10, Middle Section, Science & Technology Park, Shenzhen, China 518057 t (86-755) 26012053 f (86-755) 26710594 www.sgsgroup.com.cn
中国·深圳·科技园中区M-10栋一号厂房 邮编: 518057 t (86-755) 26012053 f (86-755) 26710594 sgs.china@sgs.com
Member of the SGS Group (SGS SA)

Test Position	Channel/Frequency (MHz)	Measured SAR	1st Repeated SAR	Ratio	2nd Repeated SAR	3rd Repeated SAR
Back side 5mm	9262/1852.4	0.916	0.909	1.008	N/A	Back side
Bottom side 5mm	9262/1852.4	0.929	0.934	1.005	N/A	Bottom side
Note: 1) When the original highest measured SAR is ≥ 0.80 W/kg, the measurement was repeated once.						
2) A second repeated measurement was performed only if the ratio of largest to smallest SAR for the original and first repeated measurements was > 1.20 or when the original or repeated measurement was ≥ 1.45 W/kg (~ 10% from the 1-g SAR limit).						
3) A third repeated measurement was performed only if the original, first or second repeated measurement was ≥ 1.5 W/kg and the ratio of largest to smallest SAR for the original, first and second repeated measurements is > 1.20.						
4) Repeated measurements are not required when the original highest measured SAR is < 0.80 W/kg						

Unless otherwise agreed in writing, this document is issued by the Company subject to its General Conditions of Service printed overleaf, available on request or accessible at http://www.sgs.com/en/Terms-and-Conditions.aspx and, for electronic format documents, subject to Terms and Conditions for Electronic Documents at http://www.sgs.com/en/Terms-and-Conditions/Terms-e-Document.aspx. Attention is drawn to the limitation of liability, indemnification and jurisdiction issues defined therein. Any holder of this document is advised that information contained hereon reflects the Company's findings at the time of its intervention only and within the limits of Client's instructions, if any. The Company's sole responsibility is to its Client and this document does not exonerate parties to a transaction from exercising all their rights and obligations under the transaction documents. This document cannot be reproduced except in full, without prior written approval of the Company. Any unauthorized alteration, forgery or falsification of the content or appearance of this document is unlawful and offenders may be prosecuted to the fullest extent of the law. Unless otherwise stated the results shown in this test report refer only to the sample(s) tested and such sample(s) are retained for 30 days only.
Attention: To check the authenticity of testing /inspection report & certificate, please contact us at telephone: (86-755) 8307 1443, or email: CN.Doccheck@sgs.com

SGS-CSTC Standards Technical Services Co.,Ltd. Shenzhen Branch Testing Center EEC Laboratory
No.1 Workshop, M-10, Middle Section, Science & Technology Park, Shenzhen, China 518057 t (86-755) 26012053 f (86-755) 26710594 www.sgsgroup.com.cn
中国·深圳·科技园中区M-10栋一号厂房 邮编: 518057 t (86-755) 26012053 f (86-755) 26710594 sgs.china@sgs.com

8.3.4 SAR Result of WCDMA Band IV

Test position	Test mode	Test Ch./Freq.	Duty Cycle	SAR (W/kg)1-g	Power Drift(dB)	Conducted Power(dBm)	Tune up Limit(dBm)	Scaled factor	Scaled SAR(W/kg)	Liquid Temp
Head Test data										
Left cheek	RMC	1412/1732.4	1:1	0.119	0.04	22.75	24.00	1.334	0.159	22.3
Left tilted	RMC	1412/1732.4	1:1	0.093	0.04	22.75	24.00	1.334	0.124	22.3
Right cheek	RMC	1412/1732.4	1:1	0.156	0.04	22.75	24.00	1.334	**0.208**	22.3
Right tilted	RMC	1412/1732.4	1:1	0.084	-0.18	22.75	24.00	1.334	0.112	22.3
Head Test Data at the worst case with Battery 2#										
Right cheek	RMC	1412/1732.4	1:1	0.109	-0.07	22.75	24.00	1.334	0.145	22.3
Body worn Test data(Separate 5mm)										
Front side	RMC	1412/1732.4	1:1	0.317	0.03	19.25	20.50	1.334	0.423	22.3
Back side	RMC	1412/1732.4	1:1	0.979	0.04	19.25	20.50	1.334	**1.306**	22.3
Back side repeat	RMC	1412/1732.4	1:1	0.971	0.03	19.25	20.50	1.334	1.295	22.3
Back side with headset1#	RMC	1412/1732.4	1:1	0.828	-0.08	19.25	20.50	1.334	1.104	22.3
Back side with headset2#	RMC	1412/1732.4	1:1	0.833	0.08	19.25	20.50	1.334	1.111	22.3
Back side	RMC	1312/1712.4	1:1	0.927	-0.09	19.10	20.50	1.380	1.280	22.3
Back side with headset1#	RMC	1312/1712.4	1:1	0.813	-0.06	19.10	20.50	1.380	1.122	22.3
Back side with headset2#	RMC	1312/1712.4	1:1	0.805	-0.09	19.10	20.50	1.380	1.111	22.3
Back side	RMC	1513/1752.6	1:1	0.829	-0.03	19.17	20.50	1.358	1.126	22.3
Body worn Test data at the worst case with Battery 2#(Separate 5mm)										
Back side	RMC	1412/1732.4	1:1	0.647	0.09	19.25	20.50	1.334	0.863	22.3
Hotspot Test data(Separate 5mm)										
Front side	RMC	1412/1732.4	1:1	0.362	0.02	19.25	20.50	1.334	0.483	22.3
Back side	RMC	1412/1732.4	1:1	0.979	0.04	19.25	20.50	1.334	1.306	22.3
Back side repeat	RMC	1412/1732.4	1:1	0.971	0.03	19.25	20.50	1.334	1.295	22.3
Back side	RMC	1312/1712.4	1:1	0.927	-0.09	19.10	20.50	1.380	1.280	22.3
Back side	RMC	1513/1752.6	1:1	0.829	-0.03	19.17	20.50	1.358	1.126	22.3
Left side	RMC	1412/1732.4	1:1	0.086	0.03	19.25	20.50	1.334	0.114	22.3
Right side	RMC	1412/1732.4	1:1	0.051	0.04	19.25	20.50	1.334	0.068	22.3
Bottom side	RMC	1412/1732.4	1:1	0.953	0.08	19.25	20.50	1.334	1.271	22.3
Bottom side	RMC	1312/1712.4	1:1	0.938	0.08	19.10	20.50	1.380	1.295	22.3
Bottom side	RMC	1513/1752.6	1:1	0.973	0.01	19.17	20.50	1.358	**1.322**	22.3
Hotspot Test data at the worst case with Battery 2#(Separate 5mm)										
Bottom side	RMC	1513/1752.6	1:1	0.847	0.05	19.17	20.50	1.358	1.150	22.3
Test position	**Test mode**	**Test Ch./Freq.**	**Duty Cycle**	**SAR (W/kg)10-g**	**Power Drift(dB)**	**Conducted Power(dBm)**	**Tune up Limit(dBm)**	**Scaled factor**	**Scaled SAR(W/kg)**	**Liquid Temp**
Product specific 10g SAR Test data(Separate 0mm)										
Back side	RMC	1412/1732.4	1:1	1.270	0.09	19.25	20.50	1.334	**1.694**	22.3
Bottom side	RMC	1412/1732.4	1:1	0.845	0.04	19.25	20.50	1.334	1.127	22.3
Product specific 10g SAR Test data at the worst case with Battery 2#(Separate 0mm)										
Back side	RMC	1412/1732.4	1:1	1.150	0.03	19.25	20.50	1.334	1.534	22.3

Table 18：SAR of WCDMA Band IV for Head, Body and Product specific 10g SAR..

Note:

1) The maximum Scaled SAR value is marked in bold. Graph results refer to Appendix B.

2) Per KDB447498 D01, testing of other required channels within the operating mode of a frequency band is not required when the reported 1-g or 10-g SAR for the mid-band or highest output power channel is:

- ≤ 0.8W/kg for 1-g or 2.0W/kg for 10-g respectively, when the transmission band is ≤ 100MHz.
- ≤ 0.6 W/kg or 1.5 W/kg, for 1-g or 10-g respectively, when the transmission band is between 100 MHz and 200 MHz.
- ≤ 0.4 W/kg or 1.0 W/kg, for 1-g or 10-g respectively, when the transmission band is ≥ 200 MHz.

Unless otherwise agreed in writing, this document is issued by the Company subject to its General Conditions of Service printed overleaf, available on request or accessible at http://www.sgs.com/en/Terms-and-Conditions.aspx and, for electronic format documents, subject to Terms and Conditions for Electronic Documents at http://www.sgs.com/en/Terms-and-Conditions/Terms-e-Document.aspx. Attention is drawn to the limitation of liability, indemnification and jurisdiction issues defined therein. Any holder of this document is advised that information contained hereon reflects the Company's findings at the time of its intervention only and within the limits of Client's instructions, if any. The Company's sole responsibility is to its Client and this document does not exonerate parties to a transaction from exercising all their rights and obligations under the transaction documents. This document cannot be reproduced except in full, without prior written approval of the Company. Any unauthorized alteration, forgery or falsification of the content or appearance of this document is unlawful and offenders may be prosecuted to the fullest extent of the law. Unless otherwise stated the results shown in this test report refer only to the sample(s) tested and such sample(s) are retained for 30 days only.
Attention: To check the authenticity of testing /inspection report & certificate, please contact us at telephone: (86-755) 8307 1443, or email: CN.Doccheck@sgs.com

Test Position	Channel/Frequency (MHz)	Measured SAR	1st Repeated SAR	Ratio	2nd Repeated SAR	3rd Repeated SAR
Back side 5mm	1412/1732.4	0.979	0.971	1.008	N/A	Back side
Note: 1) When the original highest measured SAR is ≥ 0.80 W/kg, the measurement was repeated once.						
2) A second repeated measurement was performed only if the ratio of largest to smallest SAR for the original and first repeated measurements was > 1.20 or when the original or repeated measurement was ≥ 1.45 W/kg (~ 10% from the 1-g SAR limit).						
3) A third repeated measurement was performed only if the original, first or second repeated measurement was ≥ 1.5 W/kg and the ratio of largest to smallest SAR for the original, first and second repeated measurements is > 1.20.						
4) Repeated measurements are not required when the original highest measured SAR is < 0.80 W/kg						

Unless otherwise agreed in writing, this document is issued by the Company subject to its General Conditions of Service printed overleaf, available on request or accessible at http://www.sgs.com/en/Terms-and-Conditions.aspx and, for electronic format documents, subject to Terms and Conditions for Electronic Documents at http://www.sgs.com/en/Terms-and-Conditions/Terms-e-Document.aspx. Attention is drawn to the limitation of liability, indemnification and jurisdiction issues defined therein. Any holder of this document is advised that information contained hereon reflects the Company's findings at the time of its intervention only and within the limits of Client's instructions, if any. The Company's sole responsibility is to its Client and this document does not exonerate parties to a transaction from exercising all their rights and obligations under the transaction documents. This document cannot be reproduced except in full, without prior written approval of the Company. Any unauthorized alteration, forgery or falsification of the content or appearance of this document is unlawful and offenders may be prosecuted to the fullest extent of the law. Unless otherwise stated the results shown in this test report refer only to the sample(s) tested and such sample(s) are retained for 30 days only.
Attention: To check the authenticity of testing /inspection report & certificate, please contact us at telephone: (86-755) 8307 1443, or email: CN.Doccheck@sgs.com

SGS-CSTC Standards Technical Services Co.,Ltd. Shenzhen Branch Testing Center EEC Laboratory
No.1 Workshop, M-10, Middle Section, Science & Technology Park, Shenzhen, China 518057 t (86-755) 26012053 f (86-755) 26710594 www.sgsgroup.com.cn
中国·深圳·科技园中区M-10栋一号厂房 邮编: 518057 t (86-755) 26012053 f (86-755) 26710594 sgs.china@sgs.com

8.3.5 SAR Result of WCDMA Band V

Test position	Test mode	Test Ch./Freq.	Duty Cycle	SAR (W/kg)1-g	Power Drift(dB)	Conducted Power(dBm)	Tune up Limit(dBm)	Scaled factor	Scaled SAR(W/kg)	Liquid Temp
Head Test data										
Left cheek	RMC	4182/836.4	1:1	0.294	0.03	22.66	24.00	1.361	**0.400**	22.1
Left tilted	RMC	4182/836.4	1:1	0.232	0.18	22.66	24.00	1.361	0.316	22.1
Right cheek	RMC	4182/836.4	1:1	0.287	0.01	22.66	24.00	1.361	0.391	22.1
Right tilted	RMC	4182/836.4	1:1	0.131	0.04	22.66	24.00	1.361	0.178	22.1
Head Test Data at the worst case with Battery 2#										
Left cheek	RMC	4182/836.4	1:1	0.284	-0.03	22.66	24.00	1.361	0.387	22.1
Body worn Test data(Separate 5mm)										
Front side	RMC	4182/836.4	1:1	0.428	0.03	22.05	23.50	1.396	0.598	22.1
Back side	RMC	4182/836.4	1:1	0.850	0.03	22.05	23.50	1.396	**1.187**	22.1
Back side	RMC	4132/826.4	1:1	0.793	0.03	21.96	23.50	1.426	1.131	22.1
Back side	RMC	4233/846.6	1:1	0.806	0.08	22.25	23.50	1.334	1.075	22.1
Back side repeat	RMC	4182/836.4	1:1	0.838	0.08	22.05	23.50	1.396	1.170	22.1
Body worn Test data at the worst case with Battery 2#(Separate 5mm)										
Back side	RMC	4182/836.4	1:1	0.689	0.08	22.05	23.50	1.396	0.962	22.1
Hotspot Test data(Separate 5mm)										
Front side	RMC	4182/836.4	1:1	0.407	0.06	22.66	24.00	1.361	0.554	22.1
Back side	RMC	4182/836.4	1:1	1.050	0.06	22.66	24.00	1.361	**1.430**	22.1
Left side	RMC	4182/836.4	1:1	0.246	0.03	22.66	24.00	1.361	0.335	22.1
Right side	RMC	4182/836.4	1:1	0.414	0.04	22.66	24.00	1.361	0.564	22.1
Bottom side	RMC	4182/836.4	1:1	0.149	0.00	22.66	24.00	1.361	0.203	22.1
Back side	RMC	4132/826.4	1:1	0.732	0.02	22.43	24.00	1.435	1.051	22.1
Back side	RMC	4233/846.6	1:1	0.727	0.05	22.27	24.00	1.489	1.083	22.1
Back side repeat	RMC	4182/836.4	1:1	1.030	0.01	22.66	24.00	1.361	1.402	22.1
Hotspot Test data at the worst case with Battery 2#(Separate 5mm)										
Back side	RMC	4182/836.4	1:1	0.790	0.07	22.66	24.00	1.361	1.076	22.1
Test position	**Test mode**	**Test Ch./Freq.**	**Duty Cycle**	**SAR (W/kg)10-g**	**Power Drift(dB)**	**Conducted Power(dBm)**	**Tune up Limit(dBm)**	**Scaled factor**	**Scaled SAR(W/kg)**	**Liquid Temp**
Product specific 10g SAR Test data(Separate 0mm)										
Back side	RMC	4182/836.4	1:1	1.240	0.01	22.05	23.00	1.245	**1.543**	22.1
Product specific 10g SAR Test data at the worst case with Battery 2#(Separate 0mm)										
Back side	RMC	4182/836.4	1:1	1.100	0.05	22.05	23.00	1.245	1.369	22.1

Table 19：SAR of WCDMA Band V for Head, Body and Product specific 10g SAR..

Note:

3) The maximum Scaled SAR value is marked in bold. Graph results refer to Appendix B.

Unless otherwise agreed in writing, this document is issued by the Company subject to its General Conditions of Service printed overleaf, available on request or accessible at http://www.sgs.com/en/Terms-and-Conditions.aspx and, for electronic format documents, subject to Terms and Conditions for Electronic Documents at http://www.sgs.com/en/Terms-and-Conditions/Terms-e-Document.aspx. Attention is drawn to the limitation of liability, indemnification and jurisdiction issues defined therein. Any holder of this document is advised that information contained hereon reflects the Company's findings at the time of its intervention only and within the limits of Client's instructions, if any. The Company's sole responsibility is to its Client and this document does not exonerate parties to a transaction from exercising all their rights and obligations under the transaction documents. This document cannot be reproduced except in full, without prior written approval of the Company. Any unauthorized alteration, forgery or falsification of the content or appearance of this document is unlawful and offenders may be prosecuted to the fullest extent of the law. Unless otherwise stated the results shown in this test report refer only to the sample(s) tested and such sample(s) are retained for 30 days only.
Attention: To check the authenticity of testing /inspection report & certificate, please contact us at telephone: (86-755) 8307 1443, or email: CN.Doccheck@sgs.com
SGS-CSTC Standards Technical Services Co., Ltd. Shenzhen Branch Testing Center EEC Laboratory
No.1 Workshop, M-10, Middle Section, Science & Technology Park, Shenzhen, China 518057 t (86-755) 26012053 f (86-755) 26710594 www.sgsgroup.com.cn
中国·深圳·科技园中区M-10栋一号厂房 邮编: 518057 t (86-755) 26012053 f (86-755) 26710594 sgs.china@sgs.com
Member of the SGS Group (SGS SA)

4) Per KDB447498 D01, testing of other required channels within the operating mode of a frequency band is not required when the reported 1-g or 10-g SAR for the mid-band or highest output power channel is:
   - ≤ 0.8W/kg for 1-g or 2.0W/kg for 10-g respectively, when the transmission band is ≤ 100MHz.
   - ≤ 0.6 W/kg or 1.5 W/kg, for 1-g or 10-g respectively, when the transmission band is between 100 MHz and 200 MHz.
   - ≤ 0.4 W/kg or 1.0 W/kg, for 1-g or 10-g respectively, when the transmission band is ≥ 200 MHz.

Test Position	Channel/Frequency (MHz)	Measured SAR	1st Repeated SAR	Ratio	2nd Repeated SAR	3rd Repeated SAR
Back side 5mm	4182/836.4	0.850	0.838	1.014	N/A	Back side
Back side 5mm	4182/836.4	1.050	1.030	1.019	N/A	Back side
Note: 1) When the original highest measured SAR is ≥ 0.80 W/kg, the measurement was repeated once.						
2) A second repeated measurement was performed only if the ratio of largest to smallest SAR for the original and first repeated measurements was > 1.20 or when the original or repeated measurement was ≥ 1.45 W/kg (~ 10% from the 1-g SAR limit).						
3) A third repeated measurement was performed only if the original, first or second repeated measurement was ≥ 1.5 W/kg and the ratio of largest to smallest SAR for the original, first and second repeated measurements is > 1.20.						
4) Repeated measurements are not required when the original highest measured SAR is < 0.80 W/kg						

Unless otherwise agreed in writing, this document is issued by the Company subject to its General Conditions of Service printed overleaf, available on request or accessible at http://www.sgs.com/en/Terms-and-Conditions.aspx and, for electronic format documents, subject to Terms and Conditions for Electronic Documents at http://www.sgs.com/en/Terms-and-Conditions/Terms-e-Document.aspx. Attention is drawn to the limitation of liability, indemnification and jurisdiction issues defined therein. Any holder of this document is advised that information contained hereon reflects the Company's findings at the time of its intervention only and within the limits of Client's instructions, if any. The Company's sole responsibility is to its Client and this document does not exonerate parties to a transaction from exercising all their rights and obligations under the transaction documents. This document cannot be reproduced except in full, without prior written approval of the Company. Any unauthorized alteration, forgery or falsification of the content or appearance of this document is unlawful and offenders may be prosecuted to the fullest extent of the law. Unless otherwise stated the results shown in this test report refer only to the sample(s) tested and such sample(s) are retained for 30 days only.
Attention: To check the authenticity of testing /inspection report & certificate, please contact us at telephone: (86-755) 8307 1443, or email: CN.Doccheck@sgs.com

SGS-CSTC Standards Technical Services Co.,Ltd. Shenzhen Branch Testing Center EEC Laboratory
No.1 Workshop, M-10, Middle Section, Science & Technology Park, Shenzhen, China 518057 t (86-755) 26012053 f (86-755) 26710594 www.sgsgroup.com.cn
中国·深圳·科技园中区M-10栋一号厂房 邮编: 518057 t (86-755) 26012053 f (86-755) 26710594 sgs.china@sgs.com

8.3.6 SAR Result of LTE Band 2

Test position	BW.	Test mode	Test Ch./Freq.	Duty Cycle	SAR (W/kg)1-g	Power Drift(dB)	Conducted power(dBm)	Tune up Limit(dBm)	Scaled factor	Scaled SAR(W/kg)	Liquid Temp.
Head Test data(1RB)											
Left cheek	20	QPSK 1RB_99	18700/1860	1:1	0.142	-0.01	22.92	24.00	1.282	0.182	22.1
Left tilted	20	QPSK 1RB_99	18700/1860	1:1	0.128	-0.11	22.92	24.00	1.282	0.164	22.1
Right cheek	20	QPSK 1RB_99	18700/1860	1:1	0.171	0.02	22.92	24.00	1.282	**0.219**	22.1
Right tilted	20	QPSK 1RB_99	18700/1860	1:1	0.088	0.12	22.92	24.00	1.282	0.113	22.1
Head Test data(50%RB)											
Left cheek	20	QPSK 50RB_0	18700/1860	1:1	0.083	-0.14	21.99	23.00	1.262	0.105	22.1
Left tilted	20	QPSK 50RB_0	18700/1860	1:1	0.078	-0.07	21.99	23.00	1.262	0.098	22.1
Right cheek	20	QPSK 50RB_0	18700/1860	1:1	0.102	0.06	21.99	23.00	1.262	0.129	22.1
Right tilted	20	QPSK 50RB_0	18700/1860	1:1	0.052	-0.14	21.99	23.00	1.262	0.066	22.1
Head Test data at the worst case with Battery 2#											
Right cheek	20	QPSK 1RB_99	18700/1860	1:1	0.094	0.08	22.92	24.00	1.282	0.120	22.1
Body worn Test data(Separate 5mm 1RB)											
Front side	20	QPSK 1RB_99	18700/1860	1:1	0.603	0.02	20.06	21.00	1.242	0.749	22.1
Back side	20	QPSK 1RB_99	18700/1860	1:1	0.968	0.01	20.06	21.00	1.242	**1.202**	22.1
Back side repeat	20	QPSK 1RB_99	18700/1860	1:1	0.940	0.05	20.06	21.00	1.242	1.167	22.1
Back side with headset 1#	20	QPSK 1RB_99	18700/1860	1:1	0.949	-0.05	20.06	21.00	1.242	1.178	22.1
Back side with headset 2#	20	QPSK 1RB_99	18700/1860	1:1	0.928	0.14	20.06	21.00	1.242	1.152	22.1
Back side-repeat	20	QPSK 1RB_99	18700/1860	1:1	0.940	0.05	20.06	21.00	1.242	1.167	22.1
Back side	20	QPSK 1RB_99	18900/1880	1:1	0.713	0.14	20.05	21.00	1.245	0.887	22.1
Back side	20	QPSK 1RB_50	19100/1900	1:1	0.640	0.03	20.04	21.00	1.247	0.798	22.1
Body worn Test data (Separate 5mm 50%RB)											
Front side	20	QPSK 50RB_0	18700/1860	1:1	0.627	0.01	20.23	21.00	1.194	0.749	22.1
Back side	20	QPSK 50RB_0	18700/1860	1:1	0.929	-0.02	20.23	21.00	1.194	1.109	22.1
Back side	20	QPSK 50RB_0	18900/1880	1:1	0.794	0.03	19.95	21.00	1.274	1.011	22.1
Back side	20	QPSK 50RB_0	19100/1900	1:1	0.670	-0.01	19.99	21.00	1.262	0.845	22.1
Body worn Test data (Separate 5mm 100%RB)											
Back side	20	QPSK 100RB_0	18900/1880	1:1	0.766	0.03	20.04	21.00	1.247	0.955	22.1
Body worn Test data at the worst case with Battery 2#(Separate 5mm)											
Back side	20	QPSK 1RB_99	18700/1860	1:1	0.656	0.00	20.06	21.00	1.242	0.815	22.1
Hotspot Test data(Separate 5mm 1RB)											
Front side	20	QPSK 1RB_99	18700/1860	1:1	0.588	-0.09	19.23	20.00	1.194	0.702	22.1
Back side	20	QPSK 1RB_99	18700/1860	1:1	0.978	0.00	19.23	20.00	1.194	1.168	22.1
Left side	20	QPSK 1RB_99	18700/1860	1:1	0.206	0.02	19.23	20.00	1.194	0.246	22.1
Right side	20	QPSK 1RB_99	18700/1860	1:1	0.059	0.09	19.23	20.00	1.194	0.070	22.1
Bottom side	20	QPSK 1RB_99	18700/1860	1:1	0.872	0.07	19.23	20.00	1.194	1.041	22.1
Back side	20	QPSK 1RB_99	18900/1880	1:1	0.753	0.06	19.10	20.00	1.230	0.926	22.1
Back side	20	QPSK 1RB_50	19100/1900	1:1	0.584	0.03	19.21	20.00	1.199	0.701	22.1
Bottom side	20	QPSK 1RB_99	18900/1880	1:1	0.874	-0.02	19.10	20.00	1.230	1.075	22.1
Bottom side	20	QPSK 1RB_50	19100/1900	1:1	0.747	0.04	19.21	20.00	1.199	0.896	22.1
Hotspot Test data (Separate 5mm 50%RB)											
Front side	20	QPSK 50RB_0	18700/1860	1:1	0.554	0.04	19.22	20.00	1.197	0.663	22.1
Back side	20	QPSK 50RB_0	18700/1860	1:1	0.975	0.02	19.22	20.00	1.197	1.167	22.1
Left side	20	QPSK 50RB_0	18700/1860	1:1	0.261	0.03	19.22	20.00	1.197	0.312	22.1
Right side	20	QPSK 50RB_0	18700/1860	1:1	0.059	0.03	19.22	20.00	1.197	0.070	22.1
Back side	20	QPSK 50RB_0	18900/1880	1:1	0.815	-0.01	19.21	20.00	1.199	0.978	22.1
Back side	20	QPSK 50RB_0	19100/1900	1:1	0.656	0.11	19.13	20.00	1.222	0.802	22.1
Bottom side	20	QPSK 50RB_0	18700/1860	1:1	1.090	0.01	19.22	20.00	1.197	1.304	22.1

Unless otherwise agreed in writing, this document is issued by the Company subject to its General Conditions of Service printed overleaf, available on request or accessible at http://www.sgs.com/en/Terms-and-Conditions.aspx and, for electronic format documents, subject to Terms and Conditions for Electronic Documents at http://www.sgs.com/en/Terms-and-Conditions/Terms-e-Document.aspx. Attention is drawn to the limitation of liability, indemnification and jurisdiction issues defined therein. Any holder of this document is advised that information contained hereon reflects the Company's findings at the time of its intervention only and within the limits of Client's instructions, if any. The Company's sole responsibility is to its Client and this document does not exonerate parties to a transaction from exercising all their rights and obligations under the transaction documents. This document cannot be reproduced except in full, without prior written approval of the Company. Any unauthorized alteration, forgery or falsification of the content or appearance of this document is unlawful and offenders may be prosecuted to the fullest extent of the law. Unless otherwise stated the results shown in this test report refer only to the sample(s) tested and such sample(s) are retained for 30 days only.
Attention: To check the authenticity of testing /inspection report & certificate, please contact us at telephone: (86-755) 8307 1443, or email: CN.Doccheck@sgs.com

SGS-CSTC Standards Technical Services Co., Ltd. Shenzhen Branch Testing Center EEC Laboratory
No.1 Workshop, M-10, Middle Section, Science & Technology Park, Shenzhen, China 518057 t (86-755) 26012053 f (86-755) 26710594 www.sgsgroup.com.cn
中国·深圳·科技园中区M-10栋一号厂房 邮编: 518057 t (86-755) 26012053 f (86-755) 26710594 sgs.china@sgs.com

Bottom side repeat	20	QPSK 50RB_0	18700/1860	1:1	1.120	0.05	19.22	20.00	1.197	**1.340**	22.1
Bottom side	20	QPSK 50RB_0	18900/1880	1:1	0.983	0.04	19.21	20.00	1.199	1.179	22.1
Bottom side	20	QPSK 50RB_0	19100/1900	1:1	0.809	0.03	19.13	20.00	1.222	0.988	22.1
Hotspot Test data (Separate 5mm 100%RB)											
Back side	20	QPSK 100RB_0	18900/1880	1:1	0.768	-0.02	19.27	20.00	1.183	0.909	22.1
Bottom side	20	QPSK 100RB_0	18900/1880	1:1	0.924	0.06	19.27	20.00	1.183	1.093	22.1
Hotspot Test data at the worst case with Battery 2#											
Bottom side	20	QPSK 50RB_0	18700/1860	1:1	0.730	0.04	19.22	20.00	1.197	0.874	22.1
Test position	**BW.**	**Test mode**	**Test Ch./Freq.**	**Duty Cycle**	**SAR (W/kg)10-g**	**Power Drift(dB)**	**Conducted power(dBm)**	**Tune up Limit(dBm)**	**Scaled factor**	**Scaled SAR(W/kg)**	**Liquid Temp.**
Product specific 10g SAR Test data(Separate 0mm 1RB)											
Back side	20	QPSK 1RB_99	18700/1860	1:1	0.751	-0.01	20.06	21.00	1.242	0.932	22.1
Bottom side	20	QPSK 1RB_99	18700/1860	1:1	0.912	0.14	20.06	21.00	1.242	1.132	22.1
Product specific 10g SAR Test data(Separate 0mm 50%RB)											
Back side	20	QPSK 50RB_0	18700/1860	1:1	0.789	0.07	20.23	21.00	1.194	0.942	22.1
Bottom side	20	QPSK 50RB_0	18700/1860	1:1	0.988	0.01	20.23	21.00	1.194	**1.180**	22.1
Product specific 10g SAR Test data at the worst case with Battery 2#(Separate 0mm)											
Bottom side	20	QPSK 50RB_0	18700/1860	1:1	0.803	0.04	20.23	21.00	1.194	0.959	22.1

Table 20：SAR of LTE Band 2 for Head, Body and Product specific 10g SAR.

Note:

1) The maximum Scaled SAR value is marked in bold. Graph results refer to Appendix B.

2) Per KDB447498 D01, testing of other required channels within the operating mode of a frequency band is not required when the reported 1-g or 10-g SAR for the mid-band or highest output power channel is:

- ≤ 0.8W/kg for 1-g or 2.0W/kg for 10-g respectively, when the transmission band is ≤ 100MHz.
- ≤ 0.6 W/kg or 1.5 W/kg, for 1-g or 10-g respectively, when the transmission band is between 100 MHz and 200 MHz.
- ≤ 0.4 W/kg or 1.0 W/kg, for 1-g or 10-g respectively, when the transmission band is ≥ 200 MHz.

Test Position	Channel/Frequency (MHz)	Measured SAR	1st Repeated SAR	Ratio	2nd Repeated SAR	3rd Repeated SAR
Back side 5mm	18700/1860	0.968	0.940	1.030	N/A	N/A
Bottom side 5mm	18700/1860	1.090	1.120	1.028	N/A	N/A
Note: 1) When the original highest measured SAR is ≥ 0.80 W/kg, the measurement was repeated once.						
2) A second repeated measurement was performed only if the ratio of largest to smallest SAR for the original and first repeated measurements was > 1.20 or when the original or repeated measurement was ≥ 1.45 W/kg (~ 10% from the 1-g SAR limit).						
3) A third repeated measurement was performed only if the original, first or second repeated measurement was ≥ 1.5 W/kg and the ratio of largest to smallest SAR for the original, first and second repeated measurements is > 1.20.						
4) Repeated measurements are not required when the original highest measured SAR is < 0.80 W/kg						

Unless otherwise agreed in writing, this document is issued by the Company subject to its General Conditions of Service printed overleaf, available on request or accessible at http://www.sgs.com/en/Terms-and-Conditions.aspx and, for electronic format documents, subject to Terms and Conditions for Electronic Documents at http://www.sgs.com/en/Terms-and-Conditions/Terms-e-Document.aspx. Attention is drawn to the limitation of liability, indemnification and jurisdiction issues defined therein. Any holder of this document is advised that information contained hereon reflects the Company's findings at the time of its intervention only and within the limits of Client's instructions, if any. The Company's sole responsibility is to its Client and this document does not exonerate parties to a transaction from exercising all their rights and obligations under the transaction documents. This document cannot be reproduced except in full, without prior written approval of the Company. Any unauthorized alteration, forgery or falsification of the content or appearance of this document is unlawful and offenders may be prosecuted to the fullest extent of the law. Unless otherwise stated the results shown in this test report refer only to the sample(s) tested and such sample(s) are retained for 30 days only.
Attention: To check the authenticity of testing /inspection report & certificate, please contact us at telephone: (86-755) 8307 1443, or email: CN.Doccheck@sgs.com
SGS-CSTC Standards Technical Services Co., Ltd. Shenzhen Branch Testing Center EEC Laboratory
No.1 Workshop, M-10, Middle Section, Science & Technology Park, Shenzhen, China 518057 t (86-755) 26012053 f (86-755) 26710594 www.sgsgroup.com.cn
中国·深圳·科技园中区M-10栋一号厂房 邮编: 518057 t (86-755) 26012053 f (86-755) 26710594 sgs.china@sgs.com
Member of the SGS Group (SGS SA)

8.3.7 SAR Result of LTE Band 4

Test position	BW.	Test mode	Test Ch./Freq.	Duty Cycle	SAR (W/kg)1-g	Power Drift (dB)	Conducted power (dBm)	Tune up Limit (dBm)	Scaled factor	Scaled SAR (W/kg)	Liquid Temp.
Head Test data(1RB)											
Left cheek	20	QPSK 1RB_50	20300/1745	1:1	0.115	-0.09	22.95	24.00	1.274	0.146	22.1
Left tilted	20	QPSK 1RB_50	20300/1745	1:1	0.091	-0.10	22.95	24.00	1.274	0.116	22.1
Right cheek	20	QPSK 1RB_50	20300/1745	1:1	0.135	0.06	22.95	24.00	1.274	**0.172**	22.1
Right tilted	20	QPSK 1RB_50	20300/1745	1:1	0.078	-0.19	22.95	24.00	1.274	0.099	22.1
Head Test data(50%RB)											
Left cheek	20	QPSK 50RB_50	20300/1745	1:1	0.068	0.15	21.87	23.00	1.297	0.088	22.1
Left tilted	20	QPSK 50RB_50	20300/1745	1:1	0.051	-0.19	21.87	23.00	1.297	0.066	22.1
Right cheek	20	QPSK 50RB_50	20300/1745	1:1	0.076	-0.05	21.87	23.00	1.297	0.099	22.1
Right tilted	20	QPSK 50RB_50	20300/1745	1:1	0.044	0.03	21.87	23.00	1.297	0.057	22.1
Head Test data at the worst case with Battery 2#											
Right cheek	20	QPSK 1RB_50	20300/1745	1:1	0.123	-0.03	22.95	24.00	1.274	0.157	22.1
Body worn Test data(Separate 5mm 1RB)											
Front side	20	QPSK 1RB_50	20300/1745	1:1	0.735	0.01	20.21	21.00	1.199	0.882	22.1
Front side	20	QPSK 1RB_50	20175/1732.5	1:1	0.671	-0.02	20.12	21.00	1.225	0.822	22.1
Front side	20	QPSK 1RB_50	20050/1720	1:1	0.625	0.01	19.89	21.00	1.291	0.807	22.1
Back side	20	QPSK 1RB_50	20300/1745	1:1	1.030	-0.04	20.21	21.00	1.199	1.235	22.1
Back side with headset 1#	20	QPSK 1RB_50	20300/1745	1:1	1.080	-0.06	20.21	21.00	1.199	1.295	22.1
Back side with headset 2#	20	QPSK 1RB_50	20300/1745	1:1	1.080	0.02	20.21	21.00	1.199	1.295	22.1
Back side	20	QPSK 1RB_50	20050/1720	1:1	0.929	0.05	19.89	21.00	1.291	1.200	22.1
Back side with headset 1#	20	QPSK 1RB_50	20050/1720	1:1	1.050	0.03	19.89	21.00	1.291	1.356	22.1
Back side with headset 2#	20	QPSK 1RB_50	20050/1720	1:1	1.050	0.01	19.89	21.00	1.291	1.356	22.1
Back side	20	QPSK 1RB_50	20175/1732.5	1:1	0.978	-0.01	20.12	21.00	1.225	1.198	22.1
Body worn Test data (Separate 5mm 50%RB)											
Front side	20	QPSK 50RB_50	20300/1745	1:1	0.702	0.02	20.10	21.00	1.230	0.864	22.1
Front side	20	QPSK 50RB_50	20175/1732.5	1:1	0.659	0.06	20.09	21.00	1.233	0.813	22.1
Front side	20	QPSK 50RB_50	20050/1720	1:1	0.623	0.03	20.07	21.00	1.239	0.772	22.1
Back side	20	QPSK 50RB_50	20300/1745	1:1	1.080	-0.05	20.10	21.00	1.230	1.329	22.1
Back side with headset 1#	20	QPSK 50RB_50	20300/1745	1:1	1.090	0.05	20.10	21.00	1.230	1.341	22.1
Back side with headset 2#	20	QPSK 50RB_50	20300/1745	1:1	1.110	-0.03	20.10	21.00	1.230	**1.366**	22.1
Back side with headset 2# repeat	20	QPSK 50RB_50	20300/1745	1:1	1.080	0.05	20.10	21.00	1.230	1.329	22.1
Back side	20	QPSK 50RB_25	20050/1720	1:1	0.936	-0.02	20.07	21.00	1.239	1.160	22.1
Back side	20	QPSK 50RB_25	20175/1732.5	1:1	0.984	0.07	20.09	21.00	1.233	1.213	22.1
Back side with headset1#	20	QPSK 50RB_25	20175/1732.5	1:1	1.070	0.01	20.09	21.00	1.233	1.319	22.1
Back side with headset2#	20	QPSK 50RB_25	20175/1732.5	1:1	1.100	-0.06	20.09	21.00	1.233	1.356	22.1
Body worn Test data (Separate 5mm 100%RB)											
Front side	20	QPSK 100RB_0	20050/1720	1:1	0.621	0.07	20.14	21.00	1.219	0.757	22.1
Back side	20	QPSK 100RB_0	20050/1720	1:1	0.830	0.01	20.14	21.00	1.219	1.012	22.1
Body worn Test data at the worst case with Battery 2#(Separate 5mm)											
Back side with headset2#	20	QPSK 50RB_50	20300/1745	1:1	0.801	0.09	20.10	21.00	1.230	0.985	22.1
Hotspot Test data(Separate 5mm 1RB)											
Front side	20	QPSK 1RB_50	20300/1745	1:1	0.600	0.02	19.90	20.50	1.148	0.689	22.1
Back side	20	QPSK 1RB_50	20300/1745	1:1	0.944	0.09	19.90	20.50	1.148	1.084	22.1
Left side	20	QPSK 1RB_50	20300/1745	1:1	0.136	0.03	19.90	20.50	1.148	0.156	22.1

Unless otherwise agreed in writing, this document is issued by the Company subject to its General Conditions of Service printed overleaf, available on request or accessible at http://www.sgs.com/en/Terms-and-Conditions.aspx and, for electronic format documents, subject to Terms and Conditions for Electronic Documents at http://www.sgs.com/en/Terms-and-Conditions/Terms-e-Document.aspx. Attention is drawn to the limitation of liability, indemnification and jurisdiction issues defined therein. Any holder of this document is advised that information contained hereon reflects the Company's findings at the time of its intervention only and within the limits of Client's instructions, if any. The Company's sole responsibility is to its Client and this document does not exonerate parties to a transaction from exercising all their rights and obligations under the transaction documents. This document cannot be reproduced except in full, without prior written approval of the Company. Any unauthorized alteration, forgery or falsification of the content or appearance of this document is unlawful and offenders may be prosecuted to the fullest extent of the law. Unless otherwise stated the results shown in this test report refer only to the sample(s) tested and such sample(s) are retained for 30 days only.
Attention: To check the authenticity of testing /inspection report & certificate, please contact us at telephone: (86-755) 8307 1443, or email: CN.Doccheck@sgs.com
No.1 Workshop, M-10, Middle Section, Science & Technology Park, Shenzhen, China 518057 t (86–755) 26012053 f (86–755) 26710594 www.sgsgroup.com.cn
中国·深圳·科技园中区M–10栋一号厂房 邮编: 518057 t (86–755) 26012053 f (86–755) 26710594 sgs.china@sgs.com
Member of the SGS Group (SGS SA)

Right side	20	QPSK 1RB_50	20300/1745	1:1	0.099	0.01	19.90	20.50	1.148	0.114	22.1
Bottom side	20	QPSK 1RB_50	20300/1745	1:1	1.110	0.06	19.90	20.50	1.148	1.274	22.1
Back side	20	QPSK 1RB_50	20050/1720	1:1	0.822	0.11	19.35	20.50	1.303	1.071	22.1
Back side	20	QPSK 1RB_50	20175/1732.5	1:1	0.899	0.02	19.62	20.50	1.225	1.101	22.1
Bottom side	20	QPSK 1RB_50	20050/1720	1:1	0.947	0.03	19.35	20.50	1.303	1.234	22.1
Bottom side	20	QPSK 1RB_50	20175/1732.5	1:1	1.000	0.00	19.62	20.50	1.225	1.225	22.1
Hotspot Test data (Separate 5mm 50%RB)											
Front side	20	QPSK 50RB_50	20300/1745	1:1	0.608	0.03	19.73	20.50	1.194	0.726	22.1
Back side	20	QPSK 50RB_50	20300/1745	1:1	0.966	-0.03	19.73	20.50	1.194	1.153	22.1
Left side	20	QPSK 50RB_50	20300/1745	1:1	0.143	-0.02	19.73	20.50	1.194	0.171	22.1
Right side	20	QPSK 50RB_50	20300/1745	1:1	0.105	0.08	19.73	20.50	1.194	0.125	22.1
Bottom side	20	QPSK 50RB_50	20300/1745	1:1	1.140	0.02	19.73	20.50	1.194	**1.361**	22.1
Bottom side repeat	20	QPSK 50RB_50	20300/1745	1:1	1.100	-0.09	19.73	20.50	1.194	1.313	22.1
Back side	20	QPSK 50RB_50	20050/1720	1:1	0.831	-0.03	19.54	20.50	1.247	1.037	22.1
Back side	20	QPSK 50RB_50	20175/1732.5	1:1	0.906	0.03	19.51	20.50	1.256	1.138	22.1
Bottom side	20	QPSK 50RB_50	20050/1720	1:1	1.020	0.02	19.54	20.50	1.247	1.272	22.1
Bottom side	20	QPSK 50RB_50	20175/1732.5	1:1	1.080	0.02	19.51	20.50	1.256	1.357	22.1
Hotspot Test data (Separate 5mm 100%RB)											
Front side	20	QPSK 100RB_0	20050/1720	1:1	0.621	0.07	19.84	20.50	1.164	0.723	22.1
Back side	20	QPSK 100RB_0	20050/1720	1:1	0.861	-0.07	19.84	20.50	1.164	1.002	22.1
Bottom side	20	QPSK 100RB_0	20050/1720	1:1	0.970	0.06	19.84	20.50	1.164	1.129	22.1
Hotspot Test data at the worst case with Battery 2#(Separate 5mm)											
Bottom side	20	QPSK 50RB_50	20300/1745	1:1	0.812	0.07	19.73	20.50	1.194	0.970	22.1
Test position	**BW.**	**Test mode**	**Test Ch./Freq.**	**Duty Cycle**	**SAR (W/kg)10-g**	**Power Drift (dB)**	**Conducted power (dBm)**	**Tune up Limit (dBm)**	**Scaled factor**	**Scaled SAR (W/kg)**	**Liquid Temp.**
Product specific 10g SAR Test data(Separate 0mm 1RB)											
Back side	20	QPSK 1RB_50	20300/1745	1:1	1.880	0.09	20.21	21.00	1.199	2.255	22.1
Bottom side	20	QPSK 1RB_50	20300/1745	1:1	1.510	0.12	20.21	21.00	1.199	1.811	22.1
Back side	20	QPSK 1RB_50	20050/1720	1:1	1.780	0.05	19.89	21.00	1.291	2.298	22.1
Back side	20	QPSK 1RB_50	20175/1732.5	1:1	1.890	0.08	20.12	21.00	1.225	2.315	22.1
Product specific 10g SAR Test data(Separate 0mm 50%RB)											
Back side	20	QPSK 50RB_50	20300/1745	1:1	1.970	0.02	20.10	21.00	1.230	**2.424**	22.1
Bottom side	20	QPSK 50RB_50	20300/1745	1:1	1.550	0.09	20.10	21.00	1.230	1.907	22.1
Back side	20	QPSK 50RB_50	20050/1720	1:1	1.800	0.03	20.07	21.00	1.239	2.230	22.1
Back side	20	QPSK 50RB_50	20175/1732.5	1:1	1.930	0.06	20.09	21.00	1.233	2.380	22.1
Product specific 10g SAR Test data(Separate 0mm 100%RB)											
Back side	20	QPSK 100RB_0	20050/1720	1:1	1.900	0.04	20.14	21.00	1.219	2.316	22.1
Product specific 10g SAR Test data at the worst case with Battery 2#(Separate 0mm)											
Back side	20	QPSK 50RB_50	20300/1745	1:1	1.460	0.05	20.10	21.00	1.230	1.796	22.1

Table 21：SAR of LTE Band 4 for Head, Body and Product specific 10g SAR.

Note:

3) The maximum Scaled SAR value is marked in bold. Graph results refer to Appendix B.

4) Per KDB447498 D01, testing of other required channels within the operating mode of a frequency band is not required when the reported 1-g or 10-g SAR for the mid-band or highest output power channel is:

- ≤ 0.8W/kg for 1-g or 2.0W/kg for 10-g respectively, when the transmission band is ≤ 100MHz.
- ≤ 0.6 W/kg or 1.5 W/kg, for 1-g or 10-g respectively, when the transmission band is between 100 MHz and 200 MHz.

Unless otherwise agreed in writing, this document is issued by the Company subject to its General Conditions of Service printed overleaf, available on request or accessible at http://www.sgs.com/en/Terms-and-Conditions.aspx and, for electronic format documents, subject to Terms and Conditions for Electronic Documents at http://www.sgs.com/en/Terms-and-Conditions/Terms-e-Document.aspx. Attention is drawn to the limitation of liability, indemnification and jurisdiction issues defined therein. Any holder of this document is advised that information contained hereon reflects the Company's findings at the time of its intervention only and within the limits of Client's instructions, if any. The Company's sole responsibility is to its Client and this document does not exonerate parties to a transaction from exercising all their rights and obligations under the transaction documents. This document cannot be reproduced except in full, without prior written approval of the Company. Any unauthorized alteration, forgery or falsification of the content or appearance of this document is unlawful and offenders may be prosecuted to the fullest extent of the law. Unless otherwise stated the results shown in this test report refer only to the sample(s) tested and such sample(s) are retained for 30 days only.
Attention: To check the authenticity of testing /inspection report & certificate, please contact us at telephone: (86-755) 8307 1443, or email: CN.Doccheck@sgs.com
SGS-CSTC Standards Technical Services Co., Ltd. Shenzhen Branch Testing Center EEC Laboratory
No.1 Workshop, M-10, Middle Section, Science & Technology Park, Shenzhen, China 518057 t (86-755) 26012053 f (86-755) 26710594 www.sgsgroup.com.cn
中国·深圳·科技园中区M-10栋一号厂房 邮编: 518057 t (86-755) 26012053 f (86-755) 26710594 sgs.china@sgs.com
Member of the SGS Group (SGS SA)

● ≤ 0.4 W/kg or 1.0 W/kg, for 1-g or 10-g respectively, when the transmission band is ≥ 200 MHz.

Test Position	Channel/Frequency (MHz)	Measured SAR	1st Repeated SAR	Ratio	2nd Repeated SAR	3rd Repeated SAR
Back side with headset 2# 5mm	20300/1745	1.110	1.080	1.028	N/A	N/A
Bottom side 5mm	20300/1745	1.140	1.100	1.036	N/A	N/A
Note: 1) When the original highest measured SAR is ≥ 0.80 W/kg, the measurement was repeated once.						
2) A second repeated measurement was performed only if the ratio of largest to smallest SAR for the original and first repeated measurements was > 1.20 or when the original or repeated measurement was ≥ 1.45 W/kg (~ 10% from the 1-g SAR limit).						
3) A third repeated measurement was performed only if the original, first or second repeated measurement was ≥ 1.5 W/kg and the ratio of largest to smallest SAR for the original, first and second repeated measurements is > 1.20.						
4) Repeated measurements are not required when the original highest measured SAR is < 0.80 W/kg						

Unless otherwise agreed in writing, this document is issued by the Company subject to its General Conditions of Service printed overleaf, available on request or accessible at http://www.sgs.com/en/Terms-and-Conditions.aspx and, for electronic format documents, subject to Terms and Conditions for Electronic Documents at http://www.sgs.com/en/Terms-and-Conditions/Terms-e-Document.aspx. Attention is drawn to the limitation of liability, indemnification and jurisdiction issues defined therein. Any holder of this document is advised that information contained hereon reflects the Company's findings at the time of its intervention only and within the limits of Client's instructions, if any. The Company's sole responsibility is to its Client and this document does not exonerate parties to a transaction from exercising all their rights and obligations under the transaction documents. This document cannot be reproduced except in full, without prior written approval of the Company. Any unauthorized alteration, forgery or falsification of the content or appearance of this document is unlawful and offenders may be prosecuted to the fullest extent of the law. Unless otherwise stated the results shown in this test report refer only to the sample(s) tested and such sample(s) are retained for 30 days only.
Attention: To check the authenticity of testing /inspection report & certificate, please contact us at telephone: (86-755) 8307 1443, or email: CN.Doccheck@sgs.com

SGS-CSTC Standards Technical Services Co.,Ltd. Shenzhen Branch Testing Center EEC Laboratory
No.1 Workshop, M-10, Middle Section, Science & Technology Park, Shenzhen, China 518057 t (86-755) 26012053 f (86-755) 26710594 www.sgsgroup.com.cn
中国·深圳·科技园中区M-10栋一号厂房 邮编: 518057 t (86-755) 26012053 f (86-755) 26710594 sgs.china@sgs.com

8.3.8 SAR Result of LTE Band 5

Test position	BW.	Test mode	Test Ch./Freq.	Duty Cycle	SAR (W/kg)1-g	Power Drift(dB)	Conducted power(dBm)	Tune up Limit(dBm)	Scaled factor	Scaled SAR(W/kg)	Liquid Temp.
Head Test data(1RB)											
Left cheek	10	QPSK 1RB_49	20525/836.5	1:1	0.276	-0.08	23.19	24.00	1.205	**0.333**	22.1
Left tilted	10	QPSK 1RB_49	20525/836.5	1:1	0.237	-0.03	23.19	24.00	1.205	0.286	22.1
Right cheek	10	QPSK 1RB_49	20525/836.5	1:1	0.226	0.08	23.19	24.00	1.205	0.272	22.1
Right tilted	10	QPSK 1RB_49	20525/836.5	1:1	0.215	0.00	23.19	24.00	1.205	0.259	22.1
Head Test data(50%RB)											
Left cheek	10	QPSK 25RB_25	20450/829	1:1	0.230	0.07	22.14	23.00	1.219	0.280	22.1
Left tilted	10	QPSK 25RB_25	20450/829	1:1	0.197	-0.12	22.14	23.00	1.219	0.240	22.1
Right cheek	10	QPSK 25RB_25	20450/829	1:1	0.227	0.03	22.14	23.00	1.219	0.277	22.1
Right tilted	10	QPSK 25RB_25	20450/829	1:1	0.191	-0.15	22.14	23.00	1.219	0.233	22.1
Head Test data at the worst case with Battery 2#											
Left cheek	10	QPSK 1RB_49	20525/836.5	1:1	0.253	-0.07	23.19	24.00	1.205	0.305	22.1
Body worn Test data(Separate 5mm 1RB)											
Front side	10	QPSK 1RB_49	20525/836.5	1:1	0.434	-0.01	23.19	24.00	1.205	0.523	22.1
Back side	10	QPSK 1RB_49	20525/836.5	1:1	1.020	-0.03	23.19	24.00	1.205	1.229	22.1
Back side with headset #1	10	QPSK 1RB_49	20525/836.5	1:1	0.907	0.01	23.19	24.00	1.205	1.093	22.1
Back side with headset #2	10	QPSK 1RB_49	20525/836.5	1:1	0.927	-0.04	23.19	24.00	1.205	1.117	22.1
Back side	10	QPSK 1RB_49	20450/829	1:1	1.020	-0.01	23.18	24.00	1.208	1.232	22.1
Back side repeat	10	QPSK 1RB_49	20450/829	1:1	0.984	0.05	23.18	24.00	1.208	1.188	22.1
Back side with headset #1	10	QPSK 1RB_49	20450/829	1:1	0.897	0.03	23.18	24.00	1.208	1.083	22.1
Back side with headset #2	10	QPSK 1RB_49	20450/829	1:1	0.897	0.04	23.18	24.00	1.208	1.083	22.1
Back side	10	QPSK 1RB_49	20600/844	1:1	0.905	-0.01	23.11	24.00	1.227	1.111	22.1
Body worn Test data(Separate 5mm 50%RB)											
Front side	10	QPSK 25RB_25	20450/829	1:1	0.398	0.06	22.14	23.00	1.219	0.485	22.1
Back side	10	QPSK 25RB_25	20450/829	1:1	0.787	0.06	22.14	23.00	1.219	0.959	22.1
Back side	10	QPSK 25RB_25	20525/836.5	1:1	0.806	0.09	22.02	23.00	1.253	1.010	22.1
Back side	10	QPSK 25RB_25	20600/844	1:1	0.800	0.02	22.03	23.00	1.250	1.000	22.1
Body worn Test data (Separate 5mm 100%RB)											
Back side	10	QPSK 50RB_0	20600/844	1:1	0.899	0.05	22.03	23.00	1.250	1.124	22.1
Body worn Test data at the worst case with Battery 2#(Separate 5mm)											
Back side	10	QPSK 1RB_49	20450/829	1:1	1.100	0.04	23.18	24.00	1.208	**1.329**	22.1
Hotspot Test data(Separate 5mm 1RB)											
Front side	10	QPSK 1RB_49	20525/836.5	1:1	0.434	-0.01	23.19	24.00	1.205	0.523	22.1
Back side	10	QPSK 1RB_49	20525/836.5	1:1	1.020	-0.03	23.19	24.00	1.205	1.229	22.1
Left side	10	QPSK 1RB_49	20525/836.5	1:1	0.288	-0.01	23.19	24.00	1.205	0.347	22.1
Right side	10	QPSK 1RB_49	20525/836.5	1:1	0.278	-0.05	23.19	24.00	1.205	0.335	22.1
Bottom side	10	QPSK 1RB_49	20525/836.5	1:1	0.181	0.09	23.19	24.00	1.205	0.218	22.1
Back side	10	QPSK 1RB_49	20450/829	1:1	1.020	-0.01	23.18	24.00	1.208	1.232	22.1
Back side repeat	10	QPSK 1RB_49	20450/829	1:1	0.984	0.05	23.18	24.00	1.208	1.188	22.1
Back side	10	QPSK 1RB_49	20600/844	1:1	0.905	-0.01	23.11	24.00	1.227	1.111	22.1
Hotspot Test data (Separate 5mm 50%RB)											
Front side	10	QPSK 25RB_25	20450/829	1:1	0.398	0.06	22.14	23.00	1.219	0.485	22.1
Back side	10	QPSK 25RB_25	20450/829	1:1	0.787	0.06	22.14	23.00	1.219	0.959	22.1
Left side	10	QPSK 25RB_25	20450/829	1:1	0.266	0.04	22.14	23.00	1.219	0.324	22.1
Right side	10	QPSK 25RB_25	20450/829	1:1	0.260	-0.14	22.14	23.00	1.219	0.317	22.1
Bottom side	10	QPSK 25RB_25	20450/829	1:1	0.160	0.08	22.14	23.00	1.219	0.195	22.1
Back side	10	QPSK 25RB_25	20525/836.5	1:1	0.806	0.09	22.02	23.00	1.253	1.010	22.1
Back side	10	QPSK 25RB_25	20600/844	1:1	0.800	0.02	22.03	23.00	1.250	1.000	22.1

Unless otherwise agreed in writing, this document is issued by the Company subject to its General Conditions of Service printed overleaf, available on request or accessible at http://www.sgs.com/en/Terms-and-Conditions.aspx and, for electronic format documents, subject to Terms and Conditions for Electronic Documents at http://www.sgs.com/en/Terms-and-Conditions/Terms-e-Document.aspx. Attention is drawn to the limitation of liability, indemnification and jurisdiction issues defined therein. Any holder of this document is advised that information contained hereon reflects the Company's findings at the time of its intervention only and within the limits of Client's instructions, if any. The Company's sole responsibility is to its Client and this document does not exonerate parties to a transaction from exercising all their rights and obligations under the transaction documents. This document cannot be reproduced except in full, without prior written approval of the Company. Any unauthorized alteration, forgery or falsification of the content or appearance of this document is unlawful and offenders may be prosecuted to the fullest extent of the law. Unless otherwise stated the results shown in this test report refer only to the sample(s) tested and such sample(s) are retained for 30 days only.
Attention: To check the authenticity of testing /inspection report & certificate, please contact us at telephone: (86-755) 8307 1443, or email: CN.Doccheck@sgs.com

SGS-CSTC Standards Technical Services Co., Ltd. Shenzhen Branch Testing Center EEC Laboratory
No.1 Workshop, M-10, Middle Section, Science & Technology Park, Shenzhen, China 518057 t (86-755) 26012053 f (86-755) 26710594 www.sgsgroup.com.cn
中国·深圳·科技园中区M-10栋一号厂房 邮编: 518057 t (86-755) 26012053 f (86-755) 26710594 sgs.china@sgs.com

Hotspot Test data (Separate 5mm 100%RB)											
Back side	10	QPSK 50RB_0	20600/844	1:1	0.899	0.05	22.03	23.00	1.250	1.124	22.1
Hotspot Test data at the worst case with Battery 2#(Separate 5mm)											
Back side	10	QPSK 1RB_49	20450/829	1:1	1.100	0.04	23.18	24.00	1.208	**1.329**	22.1
Test position	**BW.**	**Test mode**	**Test Ch./Freq.**	**Duty Cycle**	**SAR (W/kg)10-g**	**Power Drift(dB)**	**Conducted power(dBm)**	**Tune up Limit(dBm)**	**Scaled factor**	**Scaled SAR(W/kg)**	**Liquid Temp.**
Product specific 10g SAR Test data(Separate 0mm 1RB)											
Back side	10	QPSK 1RB_49	20525/836.5	1:1	2.110	0.04	23.19	24.00	1.205	**2.543**	22.1
Back side repeat	10	QPSK 1RB_49	20525/836.5	1:1	2.080	0.06	23.19	24.00	1.205	2.506	22.1
Back side	10	QPSK 1RB_49	20450/829	1:1	1.930	0.05	23.18	24.00	1.208	2.331	22.1
Back side	10	QPSK 1RB_49	20600/844	1:1	1.960	0.18	23.11	24.00	1.227	2.406	22.1
Product specific 10g SAR Test data (Separate 0mm 50%RB)											
Back side	10	QPSK 25RB_25	20450/829	1:1	1.170	0.13	22.14	23.00	1.219	1.426	22.1
Product specific 10g SAR Test data (Separate 0mm 100%RB)											
Back side	10	QPSK 50RB_0	20600/844	1:1	1.130	0.06	22.03	23.00	1.250	1.413	22.1
Product specific 10g SAR Test data at the worst case with Battery 2#(Separate 0mm)											
Back side	10	QPSK 1RB_49	20525/836.5	1:1	1.700	0.07	23.19	24.00	1.205	2.049	22.1

Table 22：SAR of LTE Band 5 for Head, Body and Product specific 10g SAR.

Note:

1) The maximum Scaled SAR value is marked in bold. Graph results refer to Appendix B.

2) Per KDB447498 D01, testing of other required channels within the operating mode of a frequency band is not required when the reported 1-g or 10-g SAR for the mid-band or highest output power channel is:

- ≤ 0.8W/kg for 1-g or 2.0W/kg for 10-g respectively, when the transmission band is ≤ 100MHz.
- ≤ 0.6 W/kg or 1.5 W/kg, for 1-g or 10-g respectively, when the transmission band is between 100 MHz and 200 MHz.
- ≤ 0.4 W/kg or 1.0 W/kg, for 1-g or 10-g respectively, when the transmission band is ≥ 200 MHz.

Test Position	Channel/Frequency (MHz)	Measured SAR	1st Repeated SAR	Ratio	2nd Repeated SAR	3rd Repeated SAR
Back side 5mm	20450/829	1.020	0.984	1.037	N/A	Back side 5mm
Back side 0mm	20525/836.5	2.110	2.080	1.014	N/A	Back side 0mm
Note: 1) When the original highest measured SAR is ≥ 0.80 W/kg, the measurement was repeated once.						
2) A second repeated measurement was performed only if the ratio of largest to smallest SAR for the original and first repeated measurements was > 1.20 or when the original or repeated measurement was ≥ 1.45 W/kg (~ 10% from the 1-g SAR limit).						
3) A third repeated measurement was performed only if the original, first or second repeated measurement was ≥ 1.5 W/kg and the ratio of largest to smallest SAR for the original, first and second repeated measurements is > 1.20.						
4) Repeated measurements are not required when the original highest measured SAR is < 0.80 W/kg						

Unless otherwise agreed in writing, this document is issued by the Company subject to its General Conditions of Service printed overleaf, available on request or accessible at http://www.sgs.com/en/Terms-and-Conditions.aspx and, for electronic format documents, subject to Terms and Conditions for Electronic Documents at http://www.sgs.com/en/Terms-and-Conditions/Terms-e-Document.aspx. Attention is drawn to the limitation of liability, indemnification and jurisdiction issues defined therein. Any holder of this document is advised that information contained hereon reflects the Company's findings at the time of its intervention only and within the limits of Client's instructions, if any. The Company's sole responsibility is to its Client and this document does not exonerate parties to a transaction from exercising all their rights and obligations under the transaction documents. This document cannot be reproduced except in full, without prior written approval of the Company. Any unauthorized alteration, forgery or falsification of the content or appearance of this document is unlawful and offenders may be prosecuted to the fullest extent of the law. Unless otherwise stated the results shown in this test report refer only to the sample(s) tested and such sample(s) are retained for 30 days only.
Attention: To check the authenticity of testing /inspection report & certificate, please contact us at telephone: (86-755) 8307 1443, or email: CN.Doccheck@sgs.com

SGS-CSTC Standards Technical Services Co., Ltd. Shenzhen Branch Testing Center EEC Laboratory
No.1 Workshop, M-10, Middle Section, Science & Technology Park, Shenzhen, China 518057 t (86-755) 26012053 f (86-755) 26710594 www.sgsgroup.com.cn
中国·深圳·科技园中区M-10栋一号厂房 邮编: 518057 t (86-755) 26012053 f (86-755) 26710594 sgs.china@sgs.com

8.3.9 SAR Result of LTE Band 7

Test position	BW.	Test mode	Test Ch./Freq.	Duty Cycle	SAR (W/kg)1-g	Power Drift(dB)	Conducted power(dBm)	Tune up Limit(dBm)	Scaled factor	Scaled SAR(W/kg)	Liquid Temp.
Head Test data(1RB)											
Left cheek	20	QPSK 1RB_99	20850/2510	1:1	0.069	-0.07	23.11	24.00	1.227	0.085	22.1
Left tilted	20	QPSK 1RB_99	20850/2510	1:1	0.022	0.04	23.11	24.00	1.227	0.027	22.1
Right cheek	20	QPSK 1RB_99	20850/2510	1:1	0.041	-0.05	23.11	24.00	1.227	0.050	22.1
Right tilted	20	QPSK 1RB_99	20850/2510	1:1	0.001	-0.19	23.11	24.00	1.227	0.001	22.1
Head Test data(50%RB)											
Left cheek	20	QPSK 50RB_50	20850/2510	1:1	0.046	0.12	22.23	23.00	1.194	0.055	22.1
Left tilted	20	QPSK 50RB_50	20850/2510	1:1	0.001	0.15	22.23	23.00	1.194	0.001	22.1
Right cheek	20	QPSK 50RB_50	20850/2510	1:1	0.044	0.17	22.23	23.00	1.194	0.053	22.1
Right tilted	20	QPSK 50RB_50	20850/2510	1:1	0.001	0.00	22.23	23.00	1.194	0.001	22.1
Head Test data at the worst case with Battery 2#											
Left cheek	20	QPSK 1RB_99	20850/2510	1:1	0.079	0.01	23.11	24.00	1.227	**0.097**	22.1
Body worn Test data(Separate 5mm 1RB)											
Front side	20	QPSK 1RB_99	20850/2510	1:1	0.318	0.15	19.48	20.00	1.127	0.358	22.1
Back side	20	QPSK 1RB_99	20850/2510	1:1	0.885	0.06	19.48	20.00	1.127	0.998	22.1
Back side	20	QPSK 1RB_99	21100/2535.5	1:1	0.980	0.09	19.41	20.00	1.146	1.123	22.1
Back side	20	QPSK 1RB_99	21350/2560	1:1	1.030	0.03	19.33	20.00	1.167	1.202	22.1
Back side with headset 1#	20	QPSK 1RB_99	21350/2560	1:1	1.010	0.03	19.33	20.00	1.167	1.178	22.1
Back side with headset 2#	20	QPSK 1RB_99	21350/2560	1:1	0.999	0.05	19.33	20.00	1.167	1.166	22.1
Body worn Test data(Separate 5mm 50%RB)											
Front side	20	QPSK 50RB_50	20850/2510	1:1	0.321	0.02	19.47	20.00	1.130	0.363	22.1
Back side	20	QPSK 50RB_50	20850/2510	1:1	0.922	0.01	19.47	20.00	1.130	1.042	22.1
Back side	20	QPSK 50RB_50	21100/2535.5	1:1	0.981	-0.02	19.46	20.00	1.132	1.111	22.1
Back side	20	QPSK 50RB_50	21350/2560	1:1	1.050	-0.08	19.29	20.00	1.178	1.236	22.1
Back side-repeat	20	QPSK 50RB_50	21350/2560	1:1	1.140	-0.07	19.29	20.00	1.178	**1.342**	22.1
Back side with headset 1#	20	QPSK 50RB_50	21350/2560	1:1	1.010	0.08	19.29	20.00	1.178	1.189	22.1
Back side with headset 2#	20	QPSK 50RB_50	21350/2560	1:1	1.110	-0.11	19.29	20.00	1.178	1.307	22.1
Body worn Test data (Separate 5mm 100%RB)											
Back side	20	QPSK 100RB_0	21350/2560	1:1	1.010	-0.07	19.40	20.00	1.148	1.160	22.1
Body worn Test data at the worst case with Battery 2#(Separate 5mm)											
Back side	20	QPSK 50RB_50	21350/2560	1:1	0.865	0.09	19.29	20.00	1.178	1.019	22.1
Hotspot Test data(Separate 5mm 1RB)											
Front side	20	QPSK 1RB_99	20850/2510	1:1	0.318	0.15	19.48	20.00	1.127	0.358	22.1
Back side	20	QPSK 1RB_99	20850/2510	1:1	0.885	0.06	19.48	20.00	1.127	0.998	22.1
Left side	20	QPSK 1RB_99	20850/2510	1:1	0.128	0.03	19.48	20.00	1.127	0.144	22.1
Right side	20	QPSK 1RB_99	20850/2510	1:1	0.041	0.01	19.48	20.00	1.127	0.046	22.1
Back side	20	QPSK 1RB_99	21100/2535.5	1:1	0.980	0.09	19.41	20.00	1.146	1.123	22.1
Back side	20	QPSK 1RB_99	21350/2560	1:1	1.030	0.03	19.33	20.00	1.167	1.202	22.1
Bottom side	20	QPSK 1RB_99	20850/2510	1:1	1.160	-0.05	19.48	20.00	1.127	1.308	22.1
Bottom side	20	QPSK 1RB_99	21100/2535.5	1:1	1.160	-0.06	19.41	20.00	1.146	1.329	22.1
Bottom side	20	QPSK 1RB_99	21350/2560	1:1	1.220	-0.08	19.33	20.00	1.167	**1.424**	22.1
Bottom side-repeat	20	QPSK 1RB_99	21350/2560	1:1	1.190	-0.05	19.33	20.00	1.167	1.389	22.1
Hotspot Test data (Separate 5mm 50%RB)											
Front side	20	QPSK 50RB_50	20850/2510	1:1	0.321	0.02	19.47	20.00	1.130	0.363	22.1
Back side	20	QPSK 50RB_50	20850/2510	1:1	0.922	0.01	19.47	20.00	1.130	1.042	22.1
Left side	20	QPSK 50RB_50	20850/2510	1:1	0.128	0.01	19.47	20.00	1.130	0.145	22.1
Right side	20	QPSK 50RB_50	20850/2510	1:1	0.042	0.02	19.47	20.00	1.130	0.047	22.1
Back side	20	QPSK 50RB_50	21100/2535.5	1:1	0.981	-0.02	19.46	20.00	1.132	1.111	22.1

Unless otherwise agreed in writing, this document is issued by the Company subject to its General Conditions of Service printed overleaf, available on request or accessible at http://www.sgs.com/en/Terms-and-Conditions.aspx and, for electronic format documents, subject to Terms and Conditions for Electronic Documents at http://www.sgs.com/en/Terms-and-Conditions/Terms-e-Document.aspx. Attention is drawn to the limitation of liability, indemnification and jurisdiction issues defined therein. Any holder of this document is advised that information contained hereon reflects the Company's findings at the time of its intervention only and within the limits of Client's instructions, if any. The Company's sole responsibility is to its Client and this document does not exonerate parties to a transaction from exercising all their rights and obligations under the transaction documents. This document cannot be reproduced except in full, without prior written approval of the Company. Any unauthorized alteration, forgery or falsification of the content or appearance of this document is unlawful and offenders may be prosecuted to the fullest extent of the law. Unless otherwise stated the results shown in this test report refer only to the sample(s) tested and such sample(s) are retained for 30 days only.
Attention: To check the authenticity of testing /inspection report & certificate, please contact us at telephone: (86-755) 8307 1443, or email: CN.Doccheck@sgs.com

SGS-CSTC Standards Technical Services Co., Ltd. Shenzhen Branch Testing Center EEC Laboratory
No.1 Workshop, M-10, Middle Section, Science & Technology Park, Shenzhen, China 518057 t (86-755) 26012053 f (86-755) 26710594 www.sgsgroup.com.cn
中国·深圳·科技园中区M-10栋一号厂房 邮编: 518057 t (86-755) 26012053 f (86-755) 26710594 sgs.china@sgs.com

Back side	20	QPSK 50RB_50	21350/2560	1:1	1.140	-0.07	19.29	20.00	1.178	1.342	22.1
Bottom side	20	QPSK 50RB_50	20850/2510	1:1	1.050	0.03	19.47	20.00	1.130	1.186	22.1
Bottom side	20	QPSK 50RB_50	21100/2535.5	1:1	1.160	0.02	19.46	20.00	1.132	1.314	22.1
Bottom side	20	QPSK 50RB_50	21350/2560	1:1	1.180	0.02	19.29	20.00	1.178	1.390	22.1
Hotspot Test data (Separate 5mm 100%RB)											
Back side	20	QPSK 100RB_0	21350/2560	1:1	1.010	-0.07	19.40	20.00	1.148	1.160	22.1
Bottom side	20	QPSK 100RB_0	21350/2560	1:1	1.180	0.01	19.40	20.00	1.148	1.355	22.1
Hotspot Test data at the worst case with Battery 2#(Separate 5mm)											
Bottom side	20	QPSK 1RB_99	21350/2560	1:1	0.903	0.01	19.33	20.00	1.167	1.054	22.1
Test position	**BW.**	**Test mode**	**Test Ch./Freq.**	**Duty Cycle**	**SAR (W/kg)10-g**	**Power Drift(dB)**	**Conducted power(dBm)**	**Tune up Limit(dBm)**	**Scaled factor**	**Scaled SAR(W/kg)**	**Liquid Temp.**
Product specific 10g SAR Test data(Separate 0mm 1RB)											
Back side	20	QPSK 1RB_99	20850/2510	1:1	1.230	0.04	19.48	20.00	1.127	1.386	22.1
Bottom side	20	QPSK 1RB_99	20850/2510	1:1	1.370	-0.14	19.48	20.00	1.127	1.544	22.1
Product specific 10g SAR Test data (Separate 0mm 50%RB)											
Back side	20	QPSK 50RB_50	20850/2510	1:1	1.260	0.09	19.47	20.00	1.130	1.424	22.1
Bottom side	20	QPSK 50RB_50	20850/2510	1:1	1.430	-0.09	19.47	20.00	1.130	**1.616**	22.1
Product specific 10g SAR Test data at the worst case with Battery 2#(Separate 0mm)											
Bottom side	20	QPSK 50RB_50	20850/2510	1:1	1.190	0.06	19.47	20.00	1.130	1.344	22.1

Table 23：SAR of LTE Band 7 for Head, Body and Product specific 10g SAR.

Note:

1) The maximum Scaled SAR value is marked in bold. Graph results refer to Appendix B.

2) Per KDB447498 D01, testing of other required channels within the operating mode of a frequency band is not required when the reported 1-g or 10-g SAR for the mid-band or highest output power channel is:

- ≤ 0.8W/kg for 1-g or 2.0W/kg for 10-g respectively, when the transmission band is ≤ 100MHz.
- ≤ 0.6 W/kg or 1.5 W/kg, for 1-g or 10-g respectively, when the transmission band is between 100 MHz and 200 MHz.
- ≤ 0.4 W/kg or 1.0 W/kg, for 1-g or 10-g respectively, when the transmission band is ≥ 200 MHz.

Test Position	Channel/Frequency (MHz)	Measured SAR	1st Repeated SAR	Ratio	2nd Repeated SAR	3rd Repeated SAR
Back side 5mm	21350/2560	1.050	1.140	1.086	N/A	Back side
Bottom side 5mm	21350/2560	1.220	1.190	1.025	N/A	Bottom side
Note: 1) When the original highest measured SAR is ≥ 0.80 W/kg, the measurement was repeated once.						
2) A second repeated measurement was performed only if the ratio of largest to smallest SAR for the original and first repeated measurements was > 1.20 or when the original or repeated measurement was ≥ 1.45 W/kg (~ 10% from the 1-g SAR limit).						
3) A third repeated measurement was performed only if the original, first or second repeated measurement was ≥ 1.5 W/kg and the ratio of largest to smallest SAR for the original, first and second repeated measurements is > 1.20.						
4) Repeated measurements are not required when the original highest measured SAR is < 0.80 W/kg						

Unless otherwise agreed in writing, this document is issued by the Company subject to its General Conditions of Service printed overleaf, available on request or accessible at http://www.sgs.com/en/Terms-and-Conditions.aspx and, for electronic format documents, subject to Terms and Conditions for Electronic Documents at http://www.sgs.com/en/Terms-and-Conditions/Terms-e-Document.aspx. Attention is drawn to the limitation of liability, indemnification and jurisdiction issues defined therein. Any holder of this document is advised that information contained hereon reflects the Company's findings at the time of its intervention only and within the limits of Client's instructions, if any. The Company's sole responsibility is to its Client and this document does not exonerate parties to a transaction from exercising all their rights and obligations under the transaction documents. This document cannot be reproduced except in full, without prior written approval of the Company. Any unauthorized alteration, forgery or falsification of the content or appearance of this document is unlawful and offenders may be prosecuted to the fullest extent of the law. Unless otherwise stated the results shown in this test report refer only to the sample(s) tested and such sample(s) are retained for 30 days only.
Attention: To check the authenticity of testing /inspection report & certificate, please contact us at telephone: (86-755) 8307 1443, or email: CN.Doccheck@sgs.com
SGS-CSTC Standards Technical Services Co., Ltd. Shenzhen Branch Testing Center EEC Laboratory
No.1 Workshop, M-10, Middle Section, Science & Technology Park, Shenzhen, China 518057 t (86-755) 26012053 f (86-755) 26710594 www.sgsgroup.com.cn
中国·深圳·科技园中区M-10栋一号厂房 邮编: 518057 t (86-755) 26012053 f (86-755) 26710594 sgs.china@sgs.com
Member of the SGS Group (SGS SA)

8.3.10 SAR Result of LTE Band 66

Test position	BW.	Test mode	Test Ch./Freq.	Duty Cycle	SAR (W/kg)1-g	Power Drift(dB)	Conducted power(dBm)	Tune up Limit(dBm)	Scaled factor	Scaled SAR(W/kg)	Liquid Temp.
Head Test data(1RB)											
Left cheek	20	QPSK 1RB_50	132322/1745	1:1	0.105	-0.08	23.23	24.00	1.194	0.125	22.1
Left tilted	20	QPSK 1RB_50	132322/1745	1:1	0.102	0.02	23.23	24.00	1.194	0.122	22.1
Right cheek	20	QPSK 1RB_50	132322/1745	1:1	0.164	0.04	23.23	24.00	1.194	**0.196**	22.1
Right tilted	20	QPSK 1RB_50	132322/1745	1:1	0.082	-0.01	23.23	24.00	1.194	0.098	22.1
Head Test data(50%RB)											
Left cheek	20	QPSK 50RB_50	132322/1745	1:1	0.064	0.02	22.31	23.00	1.172	0.075	22.1
Left tilted	20	QPSK 50RB_50	132322/1745	1:1	0.060	-0.01	22.31	23.00	1.172	0.071	22.1
Right cheek	20	QPSK 50RB_50	132322/1745	1:1	0.095	0.01	22.31	23.00	1.172	0.111	22.1
Right tilted	20	QPSK 50RB_50	132322/1745	1:1	0.048	0.03	22.31	23.00	1.172	0.056	22.1
Head Test data at the worst case with Battery 2#											
Right cheek	20	QPSK 1RB_50	132322/1745	1:1	0.125	-0.04	23.23	24.00	1.194	0.149	22.1
Body worn Test data(Separate 5mm 1RB)											
Front side	20	QPSK 1RB_50	132322/1745	1:1	0.486	-0.03	19.83	20.50	1.167	0.567	22.1
Back side	20	QPSK 1RB_50	132322/1745	1:1	0.826	-0.06	19.83	20.50	1.167	0.964	22.1
Back side	20	QPSK 1RB_50	132072/1720	1:1	0.563	-0.01	19.73	20.50	1.194	0.672	22.1
Back side	20	QPSK 1RB_50	132572/1770	1:1	1.070	-0.01	19.74	20.50	1.191	1.275	22.1
Back side with headset 1#	20	QPSK 1RB_50	132572/1770	1:1	1.050	-0.05	19.74	20.50	1.191	1.251	22.1
Back side with headset 2#	20	QPSK 1RB_50	132572/1770	1:1	1.010	-0.03	19.74	20.50	1.191	1.203	22.1
Body worn Test data (Separate 5mm 50%RB)											
Front side	20	QPSK 50RB_50	132322/1745	1:1	0.516	-0.05	19.58	20.50	1.236	0.638	22.1
Back side	20	QPSK 50RB_50	132322/1745	1:1	0.724	-0.03	19.58	20.50	1.236	0.895	22.1
Back side	20	QPSK 50RB_50	132072/1720	1:1	0.782	0.01	19.54	20.50	1.247	0.975	22.1
Back side	20	QPSK 50RB_50	132572/1770	1:1	1.110	0.01	19.55	20.50	1.245	**1.381**	22.1
Back side repeat	20	QPSK 50RB_50	132572/1770	1:1	1.020	-0.08	19.55	20.50	1.245	1.269	22.1
Back side with headset 1#	20	QPSK 50RB_50	132572/1770	1:1	1.040	-0.04	19.55	20.50	1.245	1.294	22.1
Back side with headset 2#	20	QPSK 50RB_50	132572/1770	1:1	0.993	-0.03	19.55	20.50	1.245	1.236	22.1
Body worn Test data (Separate 5mm 100%RB)											
Back side	20	QPSK 100RB_0	132322/1745	1:1	0.834	-0.06	19.72	20.50	1.197	0.998	22.1
Body worn Test data at the worst case with Battery 2#(Separate 5mm)											
Back side	20	QPSK 50RB_50	132572/1770	1:1	0.948	0.09	19.55	20.50	1.245	1.180	22.1
Hotspot Test data(Separate 5mm 1RB)											
Front side	20	QPSK 1RB_50	132322/1745	1:1	0.486	-0.03	19.83	20.50	1.167	0.567	22.1
Back side	20	QPSK 1RB_50	132322/1745	1:1	0.826	-0.06	19.83	20.50	1.167	0.964	22.1
Left side	20	QPSK 1RB_50	132322/1745	1:1	0.097	0.02	19.83	20.50	1.167	0.113	22.1
Right side	20	QPSK 1RB_50	132322/1745	1:1	0.097	0.01	19.83	20.50	1.167	0.113	22.1
Bottom side	20	QPSK 1RB_50	132322/1745	1:1	0.833	-0.08	19.83	20.50	1.167	0.972	22.1
Back side	20	QPSK 1RB_50	132072/1720	1:1	0.563	-0.01	19.73	20.50	1.194	0.672	22.1
Back side	20	QPSK 1RB_50	132572/1770	1:1	1.070	-0.01	19.74	20.50	1.191	1.275	22.1
Bottom side	20	QPSK 1RB_50	132072/1720	1:1	0.726	0.01	19.73	20.50	1.194	0.867	22.1
Bottom side	20	QPSK 1RB_50	132572/1770	1:1	0.933	0.05	19.74	20.50	1.191	1.111	22.1
Hotspot Test data (Separate 5mm 50%RB)											
Front side	20	QPSK 50RB_50	132322/1745	1:1	0.516	-0.05	19.58	20.50	1.236	0.638	22.1
Back side	20	QPSK 50RB_50	132322/1745	1:1	0.724	-0.03	19.58	20.50	1.236	0.895	22.1
Left side	20	QPSK 50RB_50	132322/1745	1:1	0.077	0.01	19.58	20.50	1.236	0.095	22.1
Right side	20	QPSK 50RB_50	132322/1745	1:1	0.105	0.02	19.58	20.50	1.236	0.130	22.1
Bottom side	20	QPSK 50RB_50	132322/1745	1:1	0.847	0.03	19.58	20.50	1.236	1.047	22.1
Back side	20	QPSK 50RB_50	132072/1720	1:1	0.782	0.01	19.54	20.50	1.247	0.975	22.1

Unless otherwise agreed in writing, this document is issued by the Company subject to its General Conditions of Service printed overleaf, available on request or accessible at http://www.sgs.com/en/Terms-and-Conditions.aspx and, for electronic format documents, subject to Terms and Conditions for Electronic Documents at http://www.sgs.com/en/Terms-and-Conditions/Terms-e-Document.aspx. Attention is drawn to the limitation of liability, indemnification and jurisdiction issues defined therein. Any holder of this document is advised that information contained hereon reflects the Company's findings at the time of its intervention only and within the limits of Client's instructions, if any. The Company's sole responsibility is to its Client and this document does not exonerate parties to a transaction from exercising all their rights and obligations under the transaction documents. This document cannot be reproduced except in full, without prior written approval of the Company. Any unauthorized alteration, forgery or falsification of the content or appearance of this document is unlawful and offenders may be prosecuted to the fullest extent of the law. Unless otherwise stated the results shown in this test report refer only to the sample(s) tested and such sample(s) are retained for 30 days only.
Attention: To check the authenticity of testing /inspection report & certificate, please contact us at telephone: (86-755) 8307 1443, or email: CN.Doccheck@sgs.com
SGS-CSTC Standards Technical Services Co., Ltd. Shenzhen Branch Testing Center EEC Laboratory
No.1 Workshop, M-10, Middle Section, Science & Technology Park, Shenzhen, China 518057 t (86-755) 26012053 f (86-755) 26710594 www.sgsgroup.com.cn
中国·深圳·科技园中区M-10栋一号厂房 邮编: 518057 t (86-755) 26012053 f (86-755) 26710594 sgs.china@sgs.com
Member of the SGS Group (SGS SA)

Back side	20	QPSK 50RB_50	132572/1770	1:1	1.110	0.01	19.55	20.50	1.245	**1.381**	22.1
Back side repeat	20	QPSK 50RB_50	132572/1770	1:1	1.020	-0.08	19.55	20.50	1.245	1.269	22.1
Bottom side	20	QPSK 50RB_50	132072/1720	1:1	0.809	0.03	19.54	20.50	1.247	1.009	22.1
Bottom side	20	QPSK 50RB_50	132572/1770	1:1	0.968	-0.01	19.55	20.50	1.245	1.205	22.1
Hotspot Test data (Separate 5mm 100%RB)											
Back side	20	QPSK 100RB_0	132322/1745	1:1	0.834	-0.06	19.72	20.50	1.197	0.998	22.1
Bottom side	20	QPSK 100RB_0	132322/1745	1:1	0.781	0.04	19.72	20.50	1.197	0.935	22.1
Hotspot Test data at the worst case with Battery 2#(Separate 5mm)											
Back side	20	QPSK 50RB_50	132572/1770	1:1	0.948	0.09	19.55	20.50	1.245	1.180	22.1
Test position	**BW.**	**Test mode**	**Test Ch./Freq.**	**Duty Cycle**	**SAR (W/kg)10-g**	**Power Drift(dB)**	**Conducted power(dBm)**	**Tune up Limit(dBm)**	**Scaled factor**	**Scaled SAR(W/kg)**	**Liquid Temp.**
Product specific 10g SAR Test data(Separate 0mm 1RB)											
Back side	20	QPSK 1RB_50	132322/1745	1:1	1.390	-0.01	19.83	20.50	1.167	1.622	22.1
Bottom side	20	QPSK 1RB_50	132322/1745	1:1	1.120	0.03	19.83	20.50	1.167	1.307	22.1
Product specific 10g SAR Test data (Separate 0mm 50%RB)											
Back side	20	QPSK 50RB_50	132322/1745	1:1	1.440	-0.01	19.58	20.50	1.236	**1.780**	22.1
Bottom side	20	QPSK 50RB_50	132322/1745	1:1	1.150	0.02	19.58	20.50	1.236	1.421	22.1
Product specific 10g SAR Test data at the worst case with Battery 2#(Separate 0mm)											
Back side	20	QPSK 50RB_50	132322/1745	1:1	1.360	0.09	19.58	20.50	1.236	1.681	22.1

Table 24：SAR of LTE Band 66 for Head, Body and Product specific 10g SAR.

Note:

1) The maximum Scaled SAR value is marked in bold. Graph results refer to Appendix B.

2) Per KDB447498 D01, testing of other required channels within the operating mode of a frequency band is not required when the reported 1-g or 10-g SAR for the mid-band or highest output power channel is:

- ≤ 0.8W/kg for 1-g or 2.0W/kg for 10-g respectively, when the transmission band is ≤ 100MHz.
- ≤ 0.6 W/kg or 1.5 W/kg, for 1-g or 10-g respectively, when the transmission band is between 100 MHz and 200 MHz.
- ≤ 0.4 W/kg or 1.0 W/kg, for 1-g or 10-g respectively, when the transmission band is ≥ 200 MHz.

Test Position	Channel/Frequency (MHz)	Measured SAR	1st Repeated SAR	Ratio	2nd Repeated SAR	3rd Repeated SAR
Back side 5mm	132572/1770	1.110	1.020	1.088	N/A	N/A
Note: 1) When the original highest measured SAR is ≥ 0.80 W/kg, the measurement was repeated once.						
2) A second repeated measurement was performed only if the ratio of largest to smallest SAR for the original and first repeated measurements was > 1.20 or when the original or repeated measurement was ≥ 1.45 W/kg (~ 10% from the 1-g SAR limit).						
3) A third repeated measurement was performed only if the original, first or second repeated measurement was ≥ 1.5 W/kg and the ratio of largest to smallest SAR for the original, first and second repeated measurements is > 1.20.						
4) Repeated measurements are not required when the original highest measured SAR is < 0.80 W/kg						

Unless otherwise agreed in writing, this document is issued by the Company subject to its General Conditions of Service printed overleaf, available on request or accessible at http://www.sgs.com/en/Terms-and-Conditions.aspx and, for electronic format documents, subject to Terms and Conditions for Electronic Documents at http://www.sgs.com/en/Terms-and-Conditions/Terms-e-Document.aspx. Attention is drawn to the limitation of liability, indemnification and jurisdiction issues defined therein. Any holder of this document is advised that information contained hereon reflects the Company's findings at the time of its intervention only and within the limits of Client's instructions, if any. The Company's sole responsibility is to its Client and this document does not exonerate parties to a transaction from exercising all their rights and obligations under the transaction documents. This document cannot be reproduced except in full, without prior written approval of the Company. Any unauthorized alteration, forgery or falsification of the content or appearance of this document is unlawful and offenders may be prosecuted to the fullest extent of the law. Unless otherwise stated the results shown in this test report refer only to the sample(s) tested and such sample(s) are retained for 30 days only.
Attention: To check the authenticity of testing /inspection report & certificate, please contact us at telephone: (86-755) 8307 1443, or email: CN.Doccheck@sgs.com

SGS-CSTC Standards Technical Services Co., Ltd. Shenzhen Branch
No.1 Workshop, M-10, Middle Section, Science & Technology Park, Shenzhen, China 518057 t (86-755) 26012053 f (86-755) 26710594 www.sgsgroup.com.cn
中国·深圳·科技园中区M-10栋一号厂房 邮编: 518057 t (86-755) 26012053 f (86-755) 26710594 sgs.china@sgs.com

8.3.11 SAR Result of WIFI 2.4G

Test position	Test mode	Test Ch./Freq.	Duty Cycle	Duty Cycle Scaled factor	SAR (W/kg)1-g	Power drift(dB)	Conducted power(dBm)	Tune up Limit(dBm)	Scaled factor	Scaled SAR(W/kg)	Liquid Temp.
Head Test data											
Left cheek	802.11b	11/2462	98.75%	1.013	0.796	-0.02	15.60	17.00	1.380	1.113	22
Left tilted	802.11b	11/2462	98.75%	1.013	0.595	-0.08	15.60	17.00	1.380	0.832	22
Right cheek	802.11b	11/2462	98.75%	1.013	0.359	-0.07	15.60	17.00	1.380	0.502	22
Right tilted	802.11b	11/2462	98.75%	1.013	0.086	0.04	15.60	17.00	1.380	0.120	22
Left cheek	802.11b	6/2437	98.75%	1.013	0.072	-0.07	15.31	17.00	1.476	0.107	22
Left tilted	802.11b	6/2437	98.75%	1.013	0.227	0.04	15.31	17.00	1.476	0.339	22
Head Test data at the worst case with Battery 2#											
Left cheek	802.11b	11/2462	98.75%	1.013	0.813	-0.01	15.60	17.00	1.380	**1.136**	22
Left cheek repeat	802.11b	11/2462	98.75%	1.013	0.801	0.13	15.60	17.00	1.380	1.120	22
Body worn Test data (Separate 5mm)											
Front side	802.11b	11/2462	98.75%	1.013	0.377	0.09	18.05	19.50	1.396	0.533	22
Back side	802.11b	11/2462	98.75%	1.013	0.635	0.08	18.05	19.50	1.396	0.898	22
Back side	802.11b	6/2437	98.75%	1.013	0.561	0.09	17.78	19.50	1.486	0.844	22
Body worn Test data at the worst case with Battery 2#											
Back side	802.11b	11/2462	98.75%	1.013	0.673	-0.06	18.05	19.50	1.396	**0.952**	22
Hotspot Test data (Separate 5mm)											
Front side	802.11b	11/2462	98.75%	1.013	0.377	0.09	18.05	19.50	1.396	0.533	22
Back side	802.11b	11/2462	98.75%	1.013	0.635	0.08	18.05	19.50	1.396	0.898	22
Right side	802.11b	11/2462	98.75%	1.013	0.554	0.02	18.05	19.50	1.396	0.783	22
Top side	802.11b	11/2462	98.75%	1.013	0.199	0.04	18.05	19.50	1.396	0.281	22
Back side	802.11b	6/2437	98.75%	1.013	0.561	0.09	17.78	19.50	1.486	0.844	22
Hotspot Test data at the worst case with Battery 2#											
Back side	802.11b	11/2462	98.75%	1.013	0.673	-0.06	18.05	19.50	1.396	**0.952**	22

Table 25：SAR of WIFI 2.4G for Head and Body.

Note:

1) The maximum Scaled SAR value is marked in bold. Graph results refer to Appendix B.

2) Per KDB 648474 D04, Product Specific 10-g SAR test is not required for this frequency band since hotspot mode 1-g reported SAR < 1.2 W/kg.

3) When the highest reported SAR for the initial test configuration is adjusted by the ratio of the subsequent test configuration to initial test configuration specified maximum output power and the adjusted SAR is ≤ 1.2 W/kg, SAR test for the other 802.11 modes are not required.

Test Position	Channel/Frequency (MHz)	Measured SAR	1st Repeated SAR	Ratio	2nd Repeated SAR	3rd Repeated SAR
Left cheek	11/2462	0.813	0.801	1.015	N/A	N/A
Note: 1) When the original highest measured SAR is ≥ 0.80 W/kg, the measurement was repeated once.						
2) A second repeated measurement was performed only if the ratio of largest to smallest SAR for the original and first repeated measurements was > 1.20 or when the original or repeated measurement was ≥ 1.45 W/kg (~ 10% from the 1-g SAR limit).						
3) A third repeated measurement was performed only if the original, first or second repeated measurement was ≥ 1.5 W/kg and the ratio of largest to smallest SAR for the original, first and second repeated measurements is > 1.20.						
4) Repeated measurements are not required when the original highest measured SAR is < 0.80 W/kg						

Unless otherwise agreed in writing, this document is issued by the Company subject to its General Conditions of Service printed overleaf, available on request or accessible at http://www.sgs.com/en/Terms-and-Conditions.aspx and, for electronic format documents, subject to Terms and Conditions for Electronic Documents at http://www.sgs.com/en/Terms-and-Conditions/Terms-e-Document.aspx. Attention is drawn to the limitation of liability, indemnification and jurisdiction issues defined therein. Any holder of this document is advised that information contained hereon reflects the Company's findings at the time of its intervention only and within the limits of Client's instructions, if any. The Company's sole responsibility is to its Client and this document does not exonerate parties to a transaction from exercising all their rights and obligations under the transaction documents. This document cannot be reproduced except in full, without prior written approval of the Company. Any unauthorized alteration, forgery or falsification of the content or appearance of this document is unlawful and offenders may be prosecuted to the fullest extent of the law. Unless otherwise stated the results shown in this test report refer only to the sample(s) tested and such sample(s) are retained for 30 days only.
Attention: To check the authenticity of testing /inspection report & certificate, please contact us at telephone: (86-755) 8307 1443, or email: CN.Doccheck@sgs.com
SGS-CSTC Standards Technical Services Co.,Ltd. Shenzhen Branch Testing Center EEC Laboratory
No.1 Workshop, M-10, Middle Section, Science & Technology Park, Shenzhen, China 518057 t (86-755) 26012053 f (86-755) 26710594 www.sgsgroup.com.cn
中国·深圳·科技园中区M-10栋一号厂房 邮编: 518057 t (86-755) 26012053 f (86-755) 26710594 sgs.china@sgs.com
Member of the SGS Group (SGS SA)

8.3.12 SAR Result of BT

Test position	Test mode	Test Ch./Freq.	Duty Cycle	Duty Cycle Scaled factor	SAR (W/kg)1-g	Power drift(dB)	Conducted power(dBm)	Tune up Limit(dBm)	Scaled factor	Scaled SAR(W/kg)	Liquid Temp.
Head Test data											
Left cheek	DH5	0/2402	76.80%	1.302	0.205	-0.07	9.95	11.00	1.274	**0.340**	22
Left tilted	DH5	0/2402	76.80%	1.302	0.185	-0.05	9.95	11.00	1.274	0.307	22
Right cheek	DH5	0/2402	76.80%	1.302	0.141	-0.03	9.95	11.00	1.274	0.234	22
Right tilted	DH5	0/2402	76.80%	1.302	0.125	-0.03	9.95	11.00	1.274	0.207	22
Head Test data at the worst case with Battery 2#											
Left cheek	DH5	0/2402	76.80%	1.302	0.203	0.01	9.95	11.00	1.274	0.337	22
Body worn Test data (Separate 5mm)											
Front side	DH5	0/2402	76.80%	1.302	0.102	0.05	9.95	11.00	1.274	0.169	22
Back side	DH5	0/2402	76.80%	1.302	0.143	0.02	9.95	11.00	1.274	**0.237**	22
Body worn Test data at the worst case with Battery 2#											
Back side	DH5	0/2402	76.80%	1.302	0.140	-0.03	9.95	11.00	1.274	0.232	22
Hotspot Test data (Separate 5mm)											
Front side	DH5	0/2402	76.80%	1.302	0.102	0.05	9.95	11.00	1.274	0.169	22
Back side	DH5	0/2402	76.80%	1.302	0.143	0.02	9.95	11.00	1.274	**0.237**	22
Right side	DH5	0/2402	76.80%	1.302	0.120	-0.01	9.95	11.00	1.274	0.199	22
Top side	DH5	0/2402	76.80%	1.302	0.064	0.03	9.95	11.00	1.274	0.106	22
Hotspot Test data at the worst case with Battery 2#											
Back side	DH5	0/2402	76.80%	1.302	0.140	-0.03	9.95	11.00	1.274	0.232	22

Table 26：SAR of BT for Head & Body

Note:

1) The maximum Scaled SAR value is marked in bold. Graph results refer to Appendix B.

2) Per KDB447498 D01, testing of other required channels within the operating mode of a frequency band is not required when the reported 1-g or 10-g SAR for the mid-band or highest output power channel is:

- ≤ 0.8W/kg for 1-g or 2.0W/kg for 10-g respectively, when the transmission band is ≤ 100MHz.
- ≤ 0.6 W/kg or 1.5 W/kg, for 1-g or 10-g respectively, when the transmission band is between 100 MHz and 200 MHz.
- ≤ 0.4 W/kg or 1.0 W/kg, for 1-g or 10-g respectively, when the transmission band is ≥ 200 MHz.

Unless otherwise agreed in writing, this document is issued by the Company subject to its General Conditions of Service printed overleaf, available on request or accessible at http://www.sgs.com/en/Terms-and-Conditions.aspx and, for electronic format documents, subject to Terms and Conditions for Electronic Documents at http://www.sgs.com/en/Terms-and-Conditions/Terms-e-Document.aspx. Attention is drawn to the limitation of liability, indemnification and jurisdiction issues defined therein. Any holder of this document is advised that information contained hereon reflects the Company's findings at the time of its intervention only and within the limits of Client's instructions, if any. The Company's sole responsibility is to its Client and this document does not exonerate parties to a transaction from exercising all their rights and obligations under the transaction documents. This document cannot be reproduced except in full, without prior written approval of the Company. Any unauthorized alteration, forgery or falsification of the content or appearance of this document is unlawful and offenders may be prosecuted to the fullest extent of the law. Unless otherwise stated the results shown in this test report refer only to the sample(s) tested and such sample(s) are retained for 30 days only.
Attention: To check the authenticity of testing /inspection report & certificate, please contact us at telephone: (86-755) 8307 1443, or email: CN.Doccheck@sgs.com
SGS-CSTC Standards Technical Services Co.,Ltd. Shenzhen Branch Testing Center EEC Laboratory
No.1 Workshop, M-10, Middle Section, Science & Technology Park, Shenzhen, China 518057 t (86-755) 26012053 f (86-755) 26710594 www.sgsgroup.com.cn
中国·深圳·科技园中区M-10栋一号厂房 邮编: 518057 t (86-755) 26012053 f (86-755) 26710594 sgs.china@sgs.com
Member of the SGS Group (SGS SA)

8.4 Multiple Transmitter Evaluation

8.4.1 Simultaneous SAR SAR test evaluation

- **Simultaneous Transmission Possibilities**

NO.	Simultaneous Tx Combination	Head	Body	Hotspot	Product Specific 10-g (0mm)
1	GSM Voice + BT	Yes	Yes	Yes	Yes
2	GSM DATA + BT	N/A	Yes	Yes	Yes
3	GSM Voice + WiFi 2.4G	Yes	Yes	Yes	Yes
4	GSM DATA + WiFi 2.4G	N/A	Yes	Yes	Yes
5	UMTS + BT	Yes	Yes	Yes	Yes
6	UMTS + WiFi 2.4G	Yes	Yes	Yes	Yes
7	LTE + WiFi 2.4G	Yes	Yes	Yes	Yes
8	LTE + BT	Yes	Yes	Yes	Yes

Note:
1) WiFi 2.4G and Bluetooth can't transmit simultaneously.
2) The device does not support DTM function.

Unless otherwise agreed in writing, this document is issued by the Company subject to its General Conditions of Service printed overleaf, available on request or accessible at http://www.sgs.com/en/Terms-and-Conditions.aspx and, for electronic format documents, subject to Terms and Conditions for Electronic Documents at http://www.sgs.com/en/Terms-and-Conditions/Terms-e-Document.aspx. Attention is drawn to the limitation of liability, indemnification and jurisdiction issues defined therein. Any holder of this document is advised that information contained hereon reflects the Company's findings at the time of its intervention only and within the limits of Client's instructions, if any. The Company's sole responsibility is to its Client and this document does not exonerate parties to a transaction from exercising all their rights and obligations under the transaction documents. This document cannot be reproduced except in full, without prior written approval of the Company. Any unauthorized alteration, forgery or falsification of the content or appearance of this document is unlawful and offenders may be prosecuted to the fullest extent of the law. Unless otherwise stated the results shown in this test report refer only to the sample(s) tested and such sample(s) are retained for 30 days only.
Attention: To check the authenticity of testing /inspection report & certificate, please contact us at telephone: (86-755) 8307 1443, or email: CN.Doccheck@sgs.com
SGS-CSTC Standards Technical Services Co.,Ltd. Shenzhen Branch Testing Center EEC Laboratory
No.1 Workshop, M-10, Middle Section, Science & Technology Park, Shenzhen, China 518057 t (86-755) 26012053 f (86-755) 26710594 www.sgsgroup.com.cn
中国·深圳·科技园中区M-10栋一号厂房 邮编: 518057 t (86-755) 26012053 f (86-755) 26710594 sgs.china@sgs.com
Member of the SGS Group (SGS SA)

8.4.2 Simultaneous Transmission SAR Summation Scenario

Simultaneous Transmission SAR Summation Scenario for head

WWAN Band	Exposure position	① MAX.WWAN SAR(W/kg)	② MAX.WiFi 2.4G SAR(W/kg)	③ MAX.BT SAR(W/kg)	Summed SAR①+②	SPLSR	Case NO.	Summed SAR①+③	SPLSR	Case NO.
GSM850	Left Touch	0.257	1.136	0.340	1.393	/	/	0.597	/	/
	Left Tilt	0.219	0.832	0.307	1.051	/	/	0.526	/	/
	Right Touch	0.248	0.502	0.234	0.750	/	/	0.482	/	/
	Right Tilt	0.222	0.120	0.207	0.342	/	/	0.429	/	/
GSM1900	Left Touch	0.097	1.136	0.340	1.233	/	/	0.437	/	/
	Left Tilt	0.063	0.832	0.307	0.895	/	/	0.370	/	/
	Right Touch	0.084	0.502	0.234	0.586	/	/	0.318	/	/
	Right Tilt	0.051	0.120	0.207	0.171	/	/	0.258	/	/
WCDMA Band II	Left Touch	0.263	1.136	0.340	1.399	/	/	0.603	/	/
	Left Tilt	0.179	0.832	0.307	1.011	/	/	0.486	/	/
	Right Touch	0.226	0.502	0.234	0.728	/	/	0.460	/	/
	Right Tilt	0.127	0.120	0.207	0.247	/	/	0.334	/	/
WCDMA Band IV	Left Touch	0.159	1.136	0.340	1.295	/	/	0.499	/	/
	Left Tilt	0.124	0.832	0.307	0.956	/	/	0.431	/	/
	Right Touch	0.208	0.502	0.234	0.710	/	/	0.442	/	/
	Right Tilt	0.112	0.120	0.207	0.232	/	/	0.319	/	/
WCDMA Band V	Left Touch	0.400	1.136	0.340	1.536	/	/	0.740	/	/
	Left Tilt	0.316	0.832	0.307	1.148	/	/	0.623	/	/
	Right Touch	0.391	0.502	0.234	0.893	/	/	0.625	/	/
	Right Tilt	0.178	0.120	0.207	0.298	/	/	0.385	/	/
LTE Band 2	Left Touch	0.182	1.136	0.340	1.318	/	/	0.522	/	/
	Left Tilt	0.164	0.832	0.307	0.996	/	/	0.471	/	/
	Right Touch	0.219	0.502	0.234	0.721	/	/	0.453	/	/
	Right Tilt	0.113	0.120	0.207	0.233	/	/	0.320	/	/
LTE Band 4	Left Touch	0.146	1.136	0.340	1.282	/	/	0.486	/	/
	Left Tilt	0.116	0.832	0.307	0.948	/	/	0.423	/	/
	Right Touch	0.172	0.502	0.234	0.674	/	/	0.406	/	/
	Right Tilt	0.099	0.120	0.207	0.219	/	/	0.306	/	/
LTE Band 5	Left Touch	0.333	1.136	0.340	1.469	/	/	0.673	/	/
	Left Tilt	0.286	0.832	0.307	1.118	/	/	0.593	/	/
	Right Touch	0.277	0.502	0.234	0.779	/	/	0.511	/	/
	Right Tilt	0.259	0.120	0.207	0.379	/	/	0.466	/	/
LTE Band 7	Left Touch	0.097	1.136	0.340	1.233	/	/	0.437	/	/
	Left Tilt	0.027	0.832	0.307	0.859	/	/	0.334	/	/
	Right Touch	0.053	0.502	0.234	0.555	/	/	0.287	/	/
	Right Tilt	0.001	0.120	0.207	0.121	/	/	0.208	/	/
LTE Band 66	Left Touch	0.125	1.136	0.340	1.261	/	/	0.465	/	/
	Left Tilt	0.122	0.832	0.307	0.954	/	/	0.429	/	/
	Right Touch	0.196	0.502	0.234	0.698	/	/	0.430	/	/
	Right Tilt	0.098	0.120	0.207	0.218	/	/	0.305	/	/

Unless otherwise agreed in writing, this document is issued by the Company subject to its General Conditions of Service printed overleaf, available on request or accessible at http://www.sgs.com/en/Terms-and-Conditions.aspx and, for electronic format documents, subject to Terms and Conditions for Electronic Documents at http://www.sgs.com/en/Terms-and-Conditions/Terms-e-Document.aspx. Attention is drawn to the limitation of liability, indemnification and jurisdiction issues defined therein. Any holder of this document is advised that information contained hereon reflects the Company's findings at the time of its intervention only and within the limits of Client's instructions, if any. The Company's sole responsibility is to its Client and this document does not exonerate parties to a transaction from exercising all their rights and obligations under the transaction documents. This document cannot be reproduced except in full, without prior written approval of the Company. Any unauthorized alteration, forgery or falsification of the content or appearance of this document is unlawful and offenders may be prosecuted to the fullest extent of the law. Unless otherwise stated the results shown in this test report refer only to the sample(s) tested and such sample(s) are retained for 30 days only.
Attention: To check the authenticity of testing /inspection report & certificate, please contact us at telephone: (86-755) 8307 1443, or email: CN.Doccheck@sgs.com

SGS-CSTC Standards Technical Services Co., Ltd. Shenzhen Branch
No.1 Workshop, M-10, Middle Section, Science & Technology Park, Shenzhen, China 518057 t (86-755) 26012053 f (86-755) 26710594 www.sgsgroup.com.cn
中国·深圳·科技园中区M-10栋一号厂房 邮编: 518057 t (86-755) 26012053 f (86-755) 26710594 sgs.china@sgs.com

Simultaneous Transmission SAR Summation Scenario for body-worn										
WWAN Band	Exposure position	① MAX.WWAN SAR(W/kg)	② MAX.WiFi 2.4G SAR(W/kg)	③ MAX.BT SAR(W/kg)	Summed SAR ①+②	SPLSR	Case NO.	Summed SAR ①+③	SPLSR	Case NO.
GSM850	Front	0.732	0.533	0.169	1.265	/	/	0.901	/	/
	Back	1.164	0.952	0.237	2.116	0.026	1#	1.401	/	/
GSM1900	Front	0.340	0.533	0.169	0.873	/	/	0.509	/	/
	Back	1.438	0.952	0.237	2.390	0.028	2#	1.675	0.015	3#
WCDMA Band II	Front	0.400	0.533	0.169	0.933	/	/	0.569	/	/
	Back	1.191	0.952	0.237	2.143	0.024	4#	1.428	/	/
WCDMA Band IV	Front	0.423	0.533	0.169	0.956	/	/	0.592	/	/
	Back	1.306	0.952	0.237	2.258	0.025	5#	1.543	/	/
WCDMA Band V	Front	0.598	0.533	0.169	1.131	/	/	0.767	/	/
	Back	1.187	0.952	0.237	2.139	0.025	6#	1.424	/	/
LTE Band 2	Front	0.749	0.533	0.169	1.282	/	/	0.918	/	/
	Back	1.202	0.952	0.237	2.154	0.022	7#	1.439	/	/
LTE Band 4	Front	0.882	0.533	0.169	1.415	/	/	1.051	/	/
	Back	1.366	0.952	0.237	2.318	0.028	8#	1.603	0.015	9#
LTE Band 5	Front	0.523	0.533	0.169	1.056	/	/	0.692	/	/
	Back	1.329	0.952	0.237	2.281	0.027	10#	1.566	/	/
LTE Band 7	Front	0.363	0.533	0.169	0.896	/	/	0.532	/	/
	Back	1.342	0.952	0.237	2.294	0.024	11#	1.579	/	/
LTE Band 66	Front	0.638	0.533	0.169	1.171	/	/	0.807	/	/
	Back	1.381	0.952	0.237	2.333	0.026	12#	1.618	0.014	13#

Simultaneous Transmission SAR Summation Scenario for hotspot										
WWAN Band	Exposure position	① MAX.WWAN SAR(W/kg)	② MAX.WiFi 2.4G SAR(W/kg)	③ MAX.BT SAR(W/kg)	Summed SAR ①+②	SPLSR	Case NO.	Summed SAR ①+③	SPLSR	Case NO.
GSM850	Front	0.693	0.533	0.169	1.226	/	/	0.862	/	/
	Back	1.403	0.952	0.237	2.355	0.029	14#	1.640	0.016	15#
	Left	0.513	/	/	0.513	/	/	0.513	/	/
	Right	0.474	0.783	0.199	1.257	/	/	0.673	/	/
	Top	/	0.281	0.106	0.281	/	/	0.106	/	/
	Bottom	0.324	/	/	0.324	/	/	0.324	/	/
GSM1900	Front	0.559	0.533	0.169	1.092	/	/	0.728	/	/
	Back	1.227	0.952	0.237	2.179	0.023	16#	1.464	/	/
	Left	0.248	/	/	0.248	/	/	0.248	/	/
	Right	0.030	0.783	0.199	0.813	/	/	0.229	/	/
	Top	/	0.281	0.106	0.281	/	/	0.106	/	/
	Bottom	1.086	/	/	1.086	/	/	1.086	/	/
WCDMA Band II	Front	0.400	0.533	0.169	0.933	/	/	0.569	/	/
	Back	1.191	0.952	0.237	2.143	0.024	4#	1.428	/	/
	Left	0.188	/	/	0.188	/	/	0.188	/	/
	Right	0.070	0.783	0.199	0.853	/	/	0.269	/	/
	Top	/	0.281	0.106	0.281	/	/	0.106	/	/
	Bottom	1.214	/	/	1.214	/	/	1.214	/	/
WCDMA Band IV	Front	0.483	0.533	0.169	1.016	/	/	0.652	/	/
	Back	1.306	0.952	0.237	2.258	0.025	5#	1.543	/	/
	Left	0.114	/	/	0.114	/	/	0.114	/	/
	Right	0.068	0.783	0.199	0.851	/	/	0.267	/	/
	Top	/	0.281	0.106	0.281	/	/	0.106	/	/
	Bottom	1.322	/	/	1.322	/	/	1.322	/	/

Unless otherwise agreed in writing, this document is issued by the Company subject to its General Conditions of Service printed overleaf, available on request or accessible at http://www.sgs.com/en/Terms-and-Conditions.aspx and, for electronic format documents, subject to Terms and Conditions for Electronic Documents at http://www.sgs.com/en/Terms-and-Conditions/Terms-e-Document.aspx. Attention is drawn to the limitation of liability, indemnification and jurisdiction issues defined therein. Any holder of this document is advised that information contained hereon reflects the Company's findings at the time of its intervention only and within the limits of Client's instructions, if any. The Company's sole responsibility is to its Client and this document does not exonerate parties to a transaction from exercising all their rights and obligations under the transaction documents. This document cannot be reproduced except in full, without prior written approval of the Company. Any unauthorized alteration, forgery or falsification of the content or appearance of this document is unlawful and offenders may be prosecuted to the fullest extent of the law. Unless otherwise stated the results shown in this test report refer only to the sample(s) tested and such sample(s) are retained for 30 days only.
Attention: To check the authenticity of testing /inspection report & certificate, please contact us at telephone: (86-755) 8307 1443, or email: CN.Doccheck@sgs.com

SGS-CSTC Standards Technical Services Co., Ltd. Shenzhen Branch
No.1 Workshop, M-10, Middle Section, Science & Technology Park, Shenzhen, China 518057 t (86-755) 26012053 f (86-755) 26710594 www.sgsgroup.com.cn
中国·深圳·科技园中区M-10栋一号厂房 邮编: 518057 t (86-755) 26012053 f (86-755) 26710594 sgs.china@sgs.com

WCDMA Band V	Front	0.554	0.533	0.169	1.087	/	/	0.723	/	/
	Back	1.430	0.952	0.237	2.382	0.028	17#	1.667	0.015	18#
	Left	0.335	/	/	0.335	/	/	0.335	/	/
	Right	0.564	0.783	0.199	1.347	/	/	0.763	/	/
	Top	/	0.281	0.106	0.281	/	/	0.106	/	/
	Bottom	0.203	/	/	0.203	/	/	0.203	/	/
LTE Band 2	Front	0.702	0.533	0.169	1.235	/	/	0.871	/	/
	Back	1.168	0.952	0.237	2.120	0.022	19#	1.405	/	/
	Left	0.312	/	/	0.312	/	/	0.312	/	/
	Right	0.070	0.783	0.199	0.853	/	/	0.269	/	/
	Top	/	0.281	0.106	0.281	/	/	0.106	/	/
	Bottom	1.340	/	/	1.340	/	/	1.340	/	/
LTE Band 4	Front	0.726	0.533	0.169	1.259	/	/	0.895	/	/
	Back	1.138	0.952	0.237	2.090	0.022	20#	1.375	/	/
	Left	0.171	/	/	0.171	/	/	0.171	/	/
	Right	0.125	0.783	0.199	0.908	/	/	0.324	/	/
	Top	/	0.281	0.106	0.281	/	/	0.106	/	/
	Bottom	1.361	/	/	1.361	/	/	1.361	/	/
LTE Band 5	Front	0.523	0.533	0.169	1.056	/	/	0.692	/	/
	Back	1.329	0.952	0.237	2.281	0.027	10#	1.566	/	/
	Left	0.347	/	/	0.347	/	/	0.347	/	/
	Right	0.335	0.783	0.199	1.118	/	/	0.534	/	/
	Top	/	0.281	0.106	0.281	/	/	0.106	/	/
	Bottom	0.218	/	/	0.218	/	/	0.218	/	/
LTE Band 7	Front	0.363	0.533	0.169	0.896	/	/	0.532	/	/
	Back	1.342	0.952	0.237	2.294	0.024	11#	1.579	/	/
	Left	0.145	/	/	0.145	/	/	0.145	/	/
	Right	0.047	0.783	0.199	0.830	/	/	0.246	/	/
	Top	/	0.281	0.106	0.281	/	/	0.106	/	/
	Bottom	1.424	/	/	1.424	/	/	1.424	/	/
LTE Band 66	Front	0.638	0.533	0.169	1.171	/	/	0.807	/	/
	Back	1.381	0.952	0.237	2.333	0.026	12#	1.618	0.014	13#
	Left	0.113	/	/	0.113	/	/	0.113	/	/
	Right	0.130	0.783	0.199	0.913	/	/	0.329	/	/
	Top	/	0.281	0.106	0.281	/	/	0.106	/	/
	Bottom	1.205	/	/	1.205	/	/	1.205	/	/

Simultaneous Transmission SAR Summation Scenario for Limbs

WWAN Band	Exposure position	① MAX.WWAN SAR(W/kg)	② MAX.WiFi 2.4G SAR(W/kg)	③ MAX.BT SAR(W/kg)	Summed SAR ①+②	SPLSR	Case NO.	Summed SAR ①+③	SPLSR	Case NO.
GSM850	Front	/	/	/	/	/	/	/	/	/
	Back	2.285	/	/	2.285	/	/	2.285	/	/
	Left	/	/	/	/	/	/	/	/	/
	Right	/	/	/	/	/	/	/	/	/
	Top	/	/	/	/	/	/	/	/	/
	Bottom	/	/	/	/	/	/	/	/	/
GSM1900	Front	/	/	/	/	/	/	/	/	/
	Back	1.494	/	/	1.494	/	/	1.494	/	/
	Left	/	/	/	/	/	/	/	/	/
	Right	/	/	/	/	/	/	/	/	/
	Top	/	/	/	/	/	/	/	/	/

Unless otherwise agreed in writing, this document is issued by the Company subject to its General Conditions of Service printed overleaf, available on request or accessible at http://www.sgs.com/en/Terms-and-Conditions.aspx and, for electronic format documents, subject to Terms and Conditions for Electronic Documents at http://www.sgs.com/en/Terms-and-Conditions/Terms-e-Document.aspx. Attention is drawn to the limitation of liability, indemnification and jurisdiction issues defined therein. Any holder of this document is advised that information contained hereon reflects the Company's findings at the time of its intervention only and within the limits of Client's instructions, if any. The Company's sole responsibility is to its Client and this document does not exonerate parties to a transaction from exercising all their rights and obligations under the transaction documents. This document cannot be reproduced except in full, without prior written approval of the Company. Any unauthorized alteration, forgery or falsification of the content or appearance of this document is unlawful and offenders may be prosecuted to the fullest extent of the law. Unless otherwise stated the results shown in this test report refer only to the sample(s) tested and such sample(s) are retained for 30 days only.
Attention: To check the authenticity of testing /inspection report & certificate, please contact us at telephone: (86-755) 8307 1443, or email: CN.Doccheck@sgs.com

SGS-CSTC Standards Technical Services Co., Ltd. Shenzhen Branch Testing Center EEC Laboratory
No.1 Workshop, M-10, Middle Section, Science & Technology Park, Shenzhen, China 518057 t (86-755) 26012053 f (86-755) 26710594 www.sgsgroup.com.cn
中国·深圳·科技园中区M-10栋一号厂房 邮编: 518057 t (86-755) 26012053 f (86-755) 26710594 sgs.china@sgs.com

	Bottom	2.144	/	/	2.144	/	/	2.144	/	/
WCDMA Band II	Front	/	/	/	/	/	/	/	/	/
	Back	/	/	/	/	/	/	/	/	/
	Left	/	/	/	/	/	/	/	/	/
	Right	/	/	/	/	/	/	/	/	/
	Top	/	/	/	/	/	/	/	/	/
	Bottom	1.238	/	/	1.238	/	/	1.238	/	/
WCDMA Band IV	Front	/	/	/	/	/	/	/	/	/
	Back	1.694	/	/	1.694	/	/	1.694	/	/
	Left	/	/	/	/	/	/	/	/	/
	Right	/	/	/	/	/	/	/	/	/
	Top	/	/	/	/	/	/	/	/	/
	Bottom	1.127	/	/	1.127	/	/	1.127	/	/
WCDMA Band V	Front	/	/	/	/	/	/	/	/	/
	Back	1.543	/	/	1.543	/	/	1.543	/	/
	Left	/	/	/	/	/	/	/	/	/
	Right	/	/	/	/	/	/	/	/	/
	Top	/	/	/	/	/	/	/	/	/
	Bottom	/	/	/	/	/	/	/	/	/
LTE Band 2	Front	/	/	/	/	/	/	/	/	/
	Back	0.942	/	/	0.942	/	/	0.942	/	/
	Left	/	/	/	/	/	/	/	/	/
	Right	/	/	/	/	/	/	/	/	/
	Top	/	/	/	/	/	/	/	/	/
	Bottom	1.180	/	/	1.180	/	/	1.180	/	/
LTE Band 4	Front	/	/	/	/	/	/	/	/	/
	Back	2.424	/	/	2.424	/	/	2.424	/	/
	Left	/	/	/	/	/	/	/	/	/
	Right	/	/	/	/	/	/	/	/	/
	Top	/	/	/	/	/	/	/	/	/
	Bottom	1.907	/	/	1.907	/	/	1.907	/	/
LTE Band 5	Front	/	/	/	/	/	/	/	/	/
	Back	2.543	/	/	2.543	/	/	2.543	/	/
	Left	/	/	/	/	/	/	/	/	/
	Right	/	/	/	/	/	/	/	/	/
	Top	/	/	/	/	/	/	/	/	/
	Bottom	/	/	/	/	/	/	/	/	/
LTE Band 7	Front	/	/	/	/	/	/	/	/	/
	Back	1.424	/	/	1.424	/	/	1.424	/	/
	Left	/	/	/	/	/	/	/	/	/
	Right	/	/	/	/	/	/	/	/	/
	Top	/	/	/	/	/	/	/	/	/
	Bottom	1.616	/	/	1.616	/	/	1.616	/	/
LTE Band 66	Front	/	/	/	/	/	/	/	/	/
	Back	1.780	/	/	1.780	/	/	1.780	/	/
	Left	/	/	/	/	/	/	/	/	/
	Right	/	/	/	/	/	/	/	/	/
	Top	/	/	/	/	/	/	/	/	/
	Bottom	1.421	/	/	1.421	/	/	1.421	/	/

Unless otherwise agreed in writing, this document is issued by the Company subject to its General Conditions of Service printed overleaf, available on request or accessible at http://www.sgs.com/en/Terms-and-Conditions.aspx and, for electronic format documents, subject to Terms and Conditions for Electronic Documents at http://www.sgs.com/en/Terms-and-Conditions/Terms-e-Document.aspx. Attention is drawn to the limitation of liability, indemnification and jurisdiction issues defined therein. Any holder of this document is advised that information contained hereon reflects the Company's findings at the time of its intervention only and within the limits of Client's instructions, if any. The Company's sole responsibility is to its Client and this document does not exonerate parties to a transaction from exercising all their rights and obligations under the transaction documents. This document cannot be reproduced except in full, without prior written approval of the Company. Any unauthorized alteration, forgery or falsification of the content or appearance of this document is unlawful and offenders may be prosecuted to the fullest extent of the law. Unless otherwise stated the results shown in this test report refer only to the sample(s) tested and such sample(s) are retained for 30 days only.
Attention: To check the authenticity of testing /inspection report & certificate, please contact us at telephone: (86-755) 8307 1443, or email: CN.Doccheck@sgs.com

SGS-CSTC Standards Technical Services Co.,Ltd. Shenzhen Branch Testing Center-EEC Laboratory
No.1 Workshop, M-10, Middle Section, Science & Technology Park, Shenzhen, China 518057 t (86-755) 26012053 f (86-755) 26710594 www.sgsgroup.com.cn
中国·深圳·科技园中区M-10栋一号厂房 邮编: 518057 t (86-755) 26012053 f (86-755) 26710594 sgs.china@sgs.com

8.4.3 SPLSR Evaluation and Analysis

According to KDB447498 D01, When the sum of SAR is larger than the limit, SAR test exclusion is determined by the SAR to peak location separation ratio(SPLSR). When the SAR to peak location ratio for each pair of antennas is ≤1-g 0.04 and 10-g 0.10, simultaneous SAR evaluation is not required. When SAR is measured for both antennas in the pair, the peak location separation distance is computed by the following fomula:

$$\text{Distance}_{Tx1\text{-}Tx2} = R_i = \sqrt{(x_1 - x_2)^2 + (y_1 - y_2)^2 + (z_1 - z_2)^2}$$

$$\text{SPLS Ratio} = (SAR_1 + SAR_2)^{1.5}/R_i$$

Case No.	Position	Band	SAR (W/kg)	SAR peak location (cm)			3D distance (mm)	Summed SAR (W/kg)	SPLSR Results	Simultaneous SAR
				X	Y	Z				
1#	Back side	GSM 850	GSM850	1.164	-1.5	-4.84	116.542	**2.116**	0.026	Not Required
		WIFI 2.4G	WIFI 2.4G	0.952	-2.62	6.76				

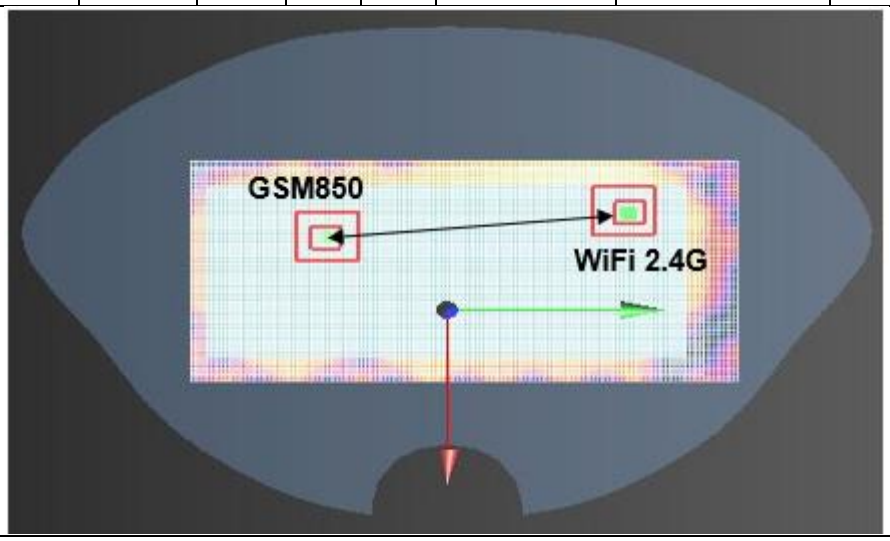

Unless otherwise agreed in writing, this document is issued by the Company subject to its General Conditions of Service printed overleaf, available on request or accessible at http://www.sgs.com/en/Terms-and-Conditions.aspx and, for electronic format documents, subject to Terms and Conditions for Electronic Documents at http://www.sgs.com/en/Terms-and-Conditions/Terms-e-Document.aspx. Attention is drawn to the limitation of liability, indemnification and jurisdiction issues defined therein. Any holder of this document is advised that information contained hereon reflects the Company's findings at the time of its intervention only and within the limits of Client's instructions, if any. The Company's sole responsibility is to its Client and this document does not exonerate parties to a transaction from exercising all their rights and obligations under the transaction documents. This document cannot be reproduced except in full, without prior written approval of the Company. Any unauthorized alteration, forgery or falsification of the content or appearance of this document is unlawful and offenders may be prosecuted to the fullest extent of the law. Unless otherwise stated the results shown in this test report refer only to the sample(s) tested and such sample(s) are retained for 30 days only.
Attention: To check the authenticity of testing /inspection report & certificate, please contact us at telephone: (86-755) 8307 1443, or email: CN.Doccheck@sgs.com
SGS-CSTC Standards Technical Services Co.,Ltd. Shenzhen Branch Testing Center EEC Laboratory
No.1 Workshop, M-10, Middle Section, Science & Technology Park, Shenzhen, China 518057 t (86-755) 26012053 f (86-755) 26710594 www.sgsgroup.com.cn
中国·深圳·科技园中区M-10栋一号厂房 邮编: 518057 t (86-755) 26012053 f (86-755) 26710594 sgs.china@sgs.com
Member of the SGS Group (SGS SA)

Case No.	Position	Band	SAR (W/kg)	SAR peak location (cm)			3D distance (mm)	Summed SAR (W/kg)	SPLSR Results	Simultaneous SAR
				X	Y	Z				
2#	Back side	GSM1900	1.438	0.15	-6.35	-0.218	134.001	**2.390**	0.028	Not Required
		WIFI 2.4G	0.952	-2.62	6.76	-0.088				

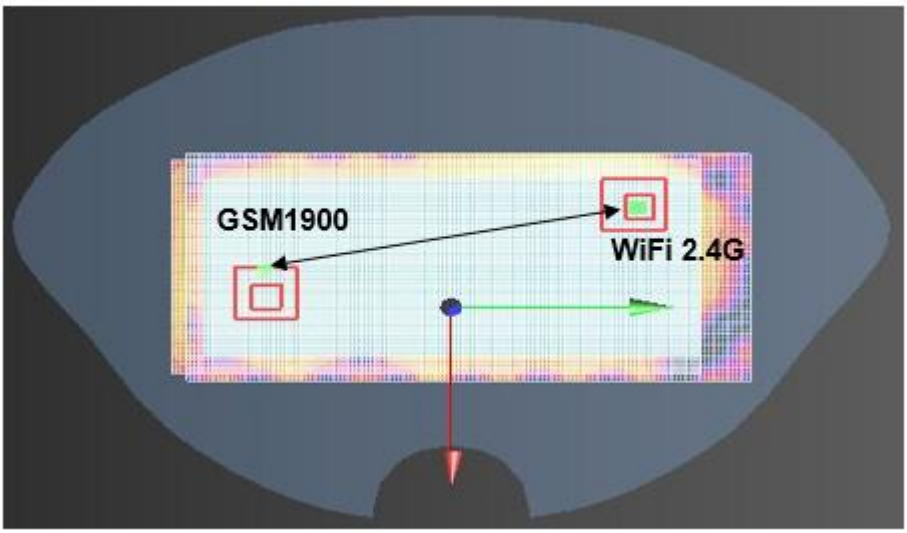

Case No.	Position	Band	SAR (W/kg)	SAR peak location (cm)			3D distance (mm)	Summed SAR (W/kg)	SPLSR Results	Simultaneous SAR
				X	Y	Z				
3#	Back side	GSM1900	1.438	0.15	-6.35	-0.218	144.821	**1.675**	0.015	Not Required
		BT	0.237	-2.74	7.84	-0.367				

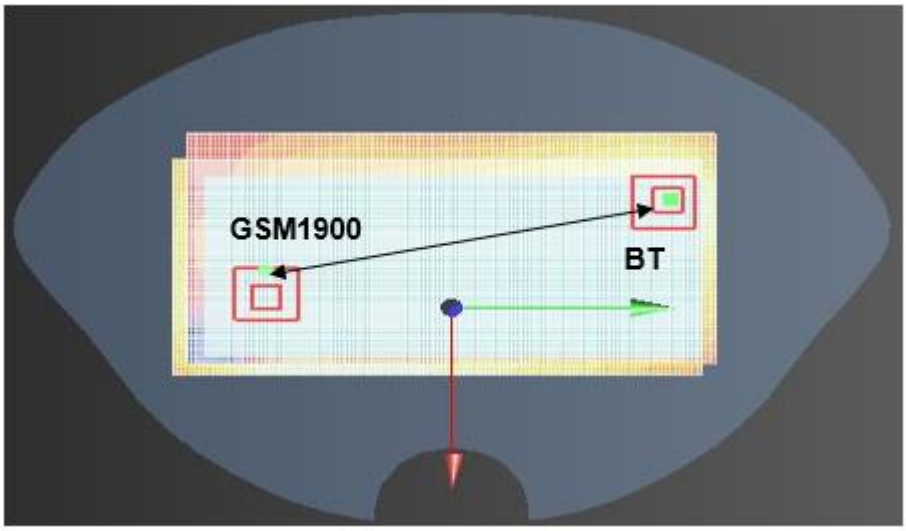

Unless otherwise agreed in writing, this document is issued by the Company subject to its General Conditions of Service printed overleaf, available on request or accessible at http://www.sgs.com/en/Terms-and-Conditions.aspx and, for electronic format documents, subject to Terms and Conditions for Electronic Documents at http://www.sgs.com/en/Terms-and-Conditions/Terms-e-Document.aspx. Attention is drawn to the limitation of liability, indemnification and jurisdiction issues defined therein. Any holder of this document is advised that information contained hereon reflects the Company's findings at the time of its intervention only and within the limits of Client's instructions, if any. The Company's sole responsibility is to its Client and this document does not exonerate parties to a transaction from exercising all their rights and obligations under the transaction documents. This document cannot be reproduced except in full, without prior written approval of the Company. Any unauthorized alteration, forgery or falsification of the content or appearance of this document is unlawful and offenders may be prosecuted to the fullest extent of the law. Unless otherwise stated the results shown in this test report refer only to the sample(s) tested and such sample(s) are retained for 30 days only.
Attention: To check the authenticity of testing /inspection report & certificate, please contact us at telephone: (86-755) 8307 1443, or email: CN.Doccheck@sgs.com
SGS-CSTC Standards Technical Services Co.,Ltd. Shenzhen Branch Testing Center EEC Laboratory
No.1 Workshop, M-10, Middle Section, Science & Technology Park, Shenzhen, China 518057 t (86-755) 26012053 f (86-755) 26710594 www.sgsgroup.com.cn
中国·深圳·科技园中区M-10栋一号厂房 邮编: 518057 t (86-755) 26012053 f (86-755) 26710594 sgs.china@sgs.com
Member of the SGS Group (SGS SA)

Case No.	Position	Band	SAR (W/kg)	SAR peak location (cm)			3D distance (mm)	Summed SAR (W/kg)	SPLSR Results	Simultaneous SAR
				X	Y	Z				
4#	Back side	WCDMA Band II	1.191	-0.71	-6.14	-0.157	130.408	**2.143**	0.024	Not Required
		WIFI 2.4G	0.952	-2.62	6.76	-0.088				

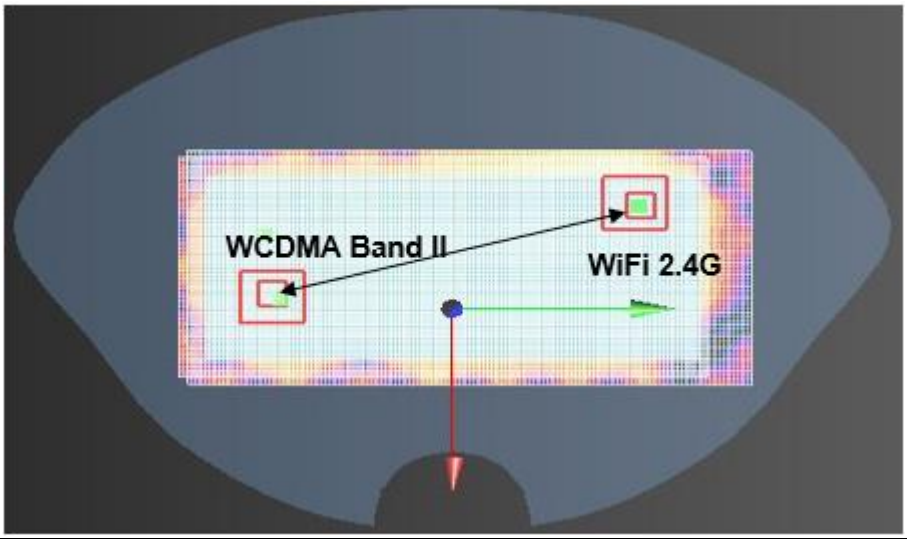

Case No.	Position	Band	SAR (W/kg)	SAR peak location (cm)			3D distance (mm)	Summed SAR (W/kg)	SPLSR Results	Simultaneous SAR
				X	Y	Z				
5#	Back side	WCDMA Band IV	1.306	-0.85	-6.57	-0.148	134.471	**2.258**	0.025	Not Required
		WIFI 2.4G	0.952	-2.62	6.76	-0.088				

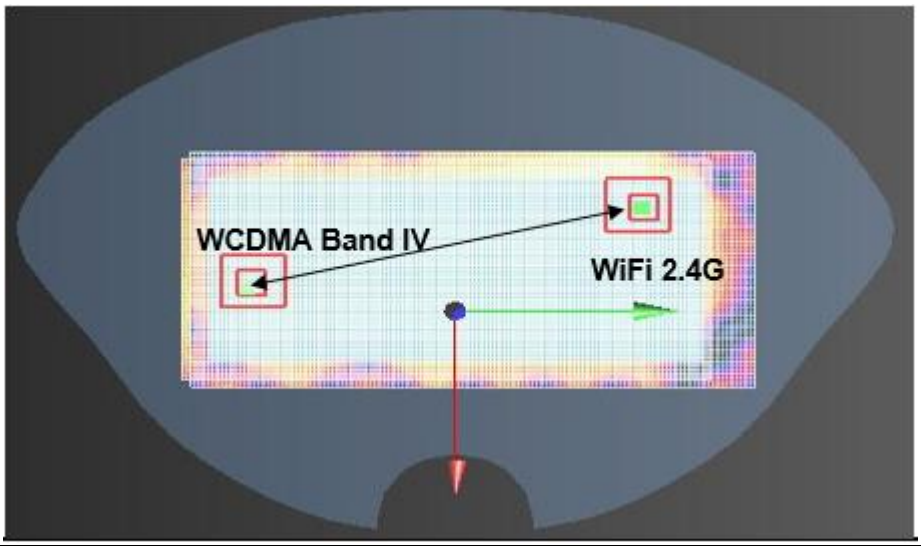

Unless otherwise agreed in writing, this document is issued by the Company subject to its General Conditions of Service printed overleaf, available on request or accessible at http://www.sgs.com/en/Terms-and-Conditions.aspx and, for electronic format documents, subject to Terms and Conditions for Electronic Documents at http://www.sgs.com/en/Terms-and-Conditions/Terms-e-Document.aspx. Attention is drawn to the limitation of liability, indemnification and jurisdiction issues defined therein. Any holder of this document is advised that information contained hereon reflects the Company's findings at the time of its intervention only and within the limits of Client's instructions, if any. The Company's sole responsibility is to its Client and this document does not exonerate parties to a transaction from exercising all their rights and obligations under the transaction documents. This document cannot be reproduced except in full, without prior written approval of the Company. Any unauthorized alteration, forgery or falsification of the content or appearance of this document is unlawful and offenders may be prosecuted to the fullest extent of the law. Unless otherwise stated the results shown in this test report refer only to the sample(s) tested and such sample(s) are retained for 30 days only.
Attention: To check the authenticity of testing /inspection report & certificate, please contact us at telephone: (86-755) 8307 1443, or email: CN.Doccheck@sgs.com

SGS-CSTC Standards Technical Services Co., Ltd. Shenzhen Branch
No.1 Workshop, M-10, Middle Section, Science & Technology Park, Shenzhen, China 518057 t (86-755) 26012053 f (86-755) 26710594 www.sgsgroup.com.cn
中国·深圳·科技园中区M-10栋一号厂房 邮编: 518057 t (86-755) 26012053 f (86-755) 26710594 sgs.china@sgs.com

Case No.	Position	Band	SAR (W/kg)	SAR peak location (cm)			3D distance (mm)	Summed SAR (W/kg)	SPLSR Results	Simultaneous SAR
				X	Y	Z				
6#	Back side	WCDMA Band V	1.187	0.44	-5.57	-0.146	127.042	**2.139**	0.025	Not Required
		WIFI 2.4G	0.952	-2.62	6.76	-0.088				



Case No.	Position	Band	SAR (W/kg)	SAR peak location (cm)			3D distance (mm)	Summed SAR (W/kg)	SPLSR Results	Simultaneous SAR
				X	Y	Z				
7#	Back side	LTE Band 2	1.202	-0.4	-7.18	-0.228	141.164	**2.154**	0.022	Not Required
		WIFI 2.4G	0.952	-2.62	6.76	-0.088				

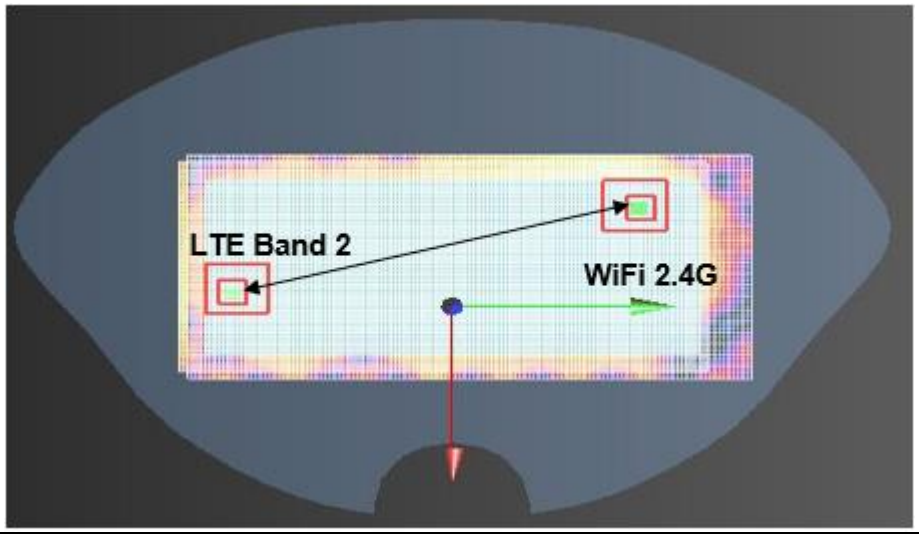

Unless otherwise agreed in writing, this document is issued by the Company subject to its General Conditions of Service printed overleaf, available on request or accessible at http://www.sgs.com/en/Terms-and-Conditions.aspx and, for electronic format documents, subject to Terms and Conditions for Electronic Documents at http://www.sgs.com/en/Terms-and-Conditions/Terms-e-Document.aspx. Attention is drawn to the limitation of liability, indemnification and jurisdiction issues defined therein. Any holder of this document is advised that information contained hereon reflects the Company's findings at the time of its intervention only and within the limits of Client's instructions, if any. The Company's sole responsibility is to its Client and this document does not exonerate parties to a transaction from exercising all their rights and obligations under the transaction documents. This document cannot be reproduced except in full, without prior written approval of the Company. Any unauthorized alteration, forgery or falsification of the content or appearance of this document is unlawful and offenders may be prosecuted to the fullest extent of the law. Unless otherwise stated the results shown in this test report refer only to the sample(s) tested and such sample(s) are retained for 30 days only.
Attention: To check the authenticity of testing /inspection report & certificate, please contact us at telephone: (86-755) 8307 1443, or email: CN.Doccheck@sgs.com

SGS-CSTC Standards Technical Services Co.,Ltd. Shenzhen Branch
No.1 Workshop, M-10, Middle Section, Science & Technology Park, Shenzhen, China 518057 t (86-755) 26012053 f (86-755) 26710594 www.sgsgroup.com.cn
中国·深圳·科技园中区M-10栋一号厂房 邮编: 518057 t (86-755) 26012053 f (86-755) 26710594 sgs.china@sgs.com

Case No.	Position	Band	SAR (W/kg)	SAR peak location (cm)			3D distance (mm)	Summed SAR (W/kg)	SPLSR Results	Simultaneous SAR
				X	Y	Z				
8#	Back side	LTE Band 4	1.366	-0.55	-5.87	-0.226	127.993	**2.318**	0.028	Not Required
		WIFI 2.4G	0.952	-2.62	6.76	-0.088				

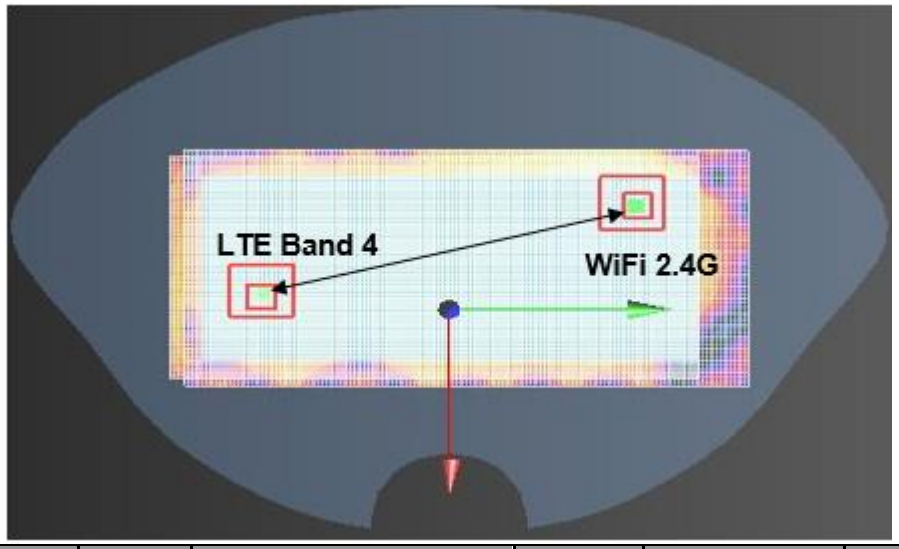

Case No.	Position	Band	SAR (W/kg)	SAR peak location (cm)			3D distance (mm)	Summed SAR (W/kg)	SPLSR Results	Simultaneous SAR
				X	Y	Z				
9#	Back side	LTE Band 4	1.366	-0.55	-5.87	-0.226	138.845	**1.603**	0.015	Not Required
		BT	0.237	-2.74	7.84	-0.367				

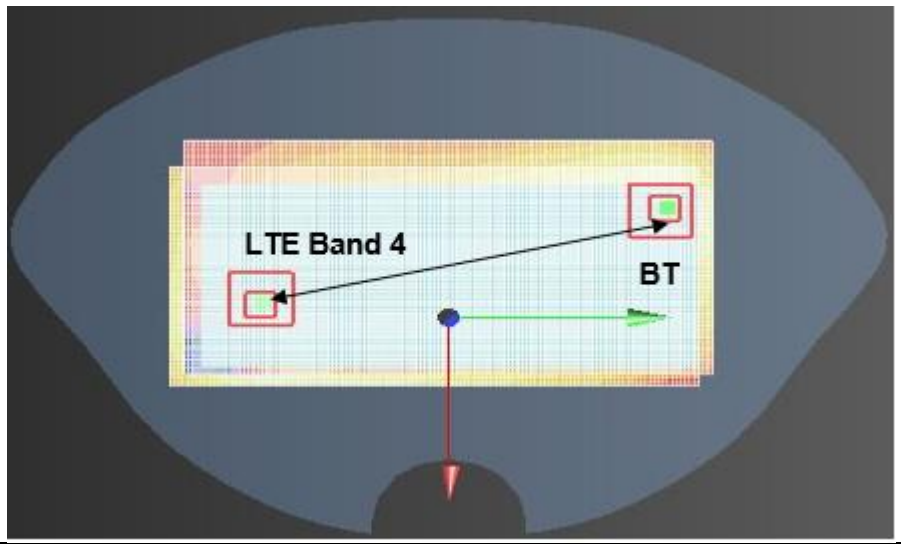

Unless otherwise agreed in writing, this document is issued by the Company subject to its General Conditions of Service printed overleaf, available on request or accessible at http://www.sgs.com/en/Terms-and-Conditions.aspx and, for electronic format documents, subject to Terms and Conditions for Electronic Documents at http://www.sgs.com/en/Terms-and-Conditions/Terms-e-Document.aspx. Attention is drawn to the limitation of liability, indemnification and jurisdiction issues defined therein. Any holder of this document is advised that information contained hereon reflects the Company's findings at the time of its intervention only and within the limits of Client's instructions, if any. The Company's sole responsibility is to its Client and this document does not exonerate parties to a transaction from exercising all their rights and obligations under the transaction documents. This document cannot be reproduced except in full, without prior written approval of the Company. Any unauthorized alteration, forgery or falsification of the content or appearance of this document is unlawful and offenders may be prosecuted to the fullest extent of the law. Unless otherwise stated the results shown in this test report refer only to the sample(s) tested and such sample(s) are retained for 30 days only.
Attention: To check the authenticity of testing /inspection report & certificate, please contact us at telephone: (86-755) 8307 1443, or email: CN.Doccheck@sgs.com

SGS-CSTC Standards Technical Services Co.,Ltd. Shenzhen Branch Testing Center EEC Laboratory
No.1 Workshop, M-10, Middle Section, Science & Technology Park, Shenzhen, China 518057 t (86-755) 26012053 f (86-755) 26710594 www.sgsgroup.com.cn
中国·深圳·科技园中区M-10栋一号厂房 邮编: 518057 t (86-755) 26012053 f (86-755) 26710594 sgs.china@sgs.com

Case No.	Position	Band	SAR (W/kg)	SAR peak location (cm)			3D distance (mm)	Summed SAR (W/kg)	SPLSR Results	Simultaneous SAR
				X	Y	Z				
10#	Back side	LTE Band 5	1.329	0.74	-5.49	-0.09	127.024	**2.281**	0.027	Not Required
		WIFI 2.4G	0.952	-2.62	6.76	-0.088				

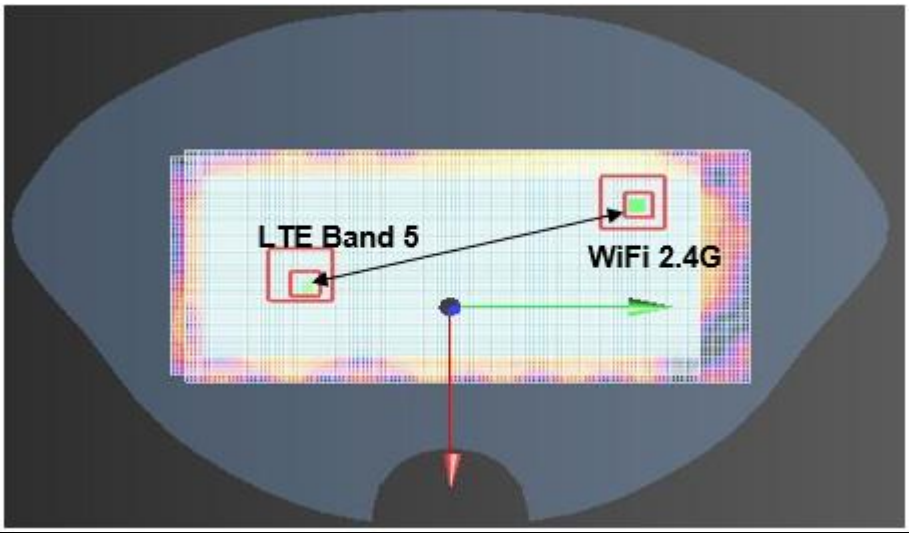

Case No.	Position	Band	SAR (W/kg)	SAR peak location (cm)			3D distance (mm)	Summed SAR (W/kg)	SPLSR Results	Simultaneous SAR
				X	Y	Z				
11#	Back side	LTE Band 7	1.342	-0.64	-7.62	-0.231	145.164	**2.294**	0.024	Not Required
		WIFI 2.4G	0.952	-2.62	6.76	-0.088				

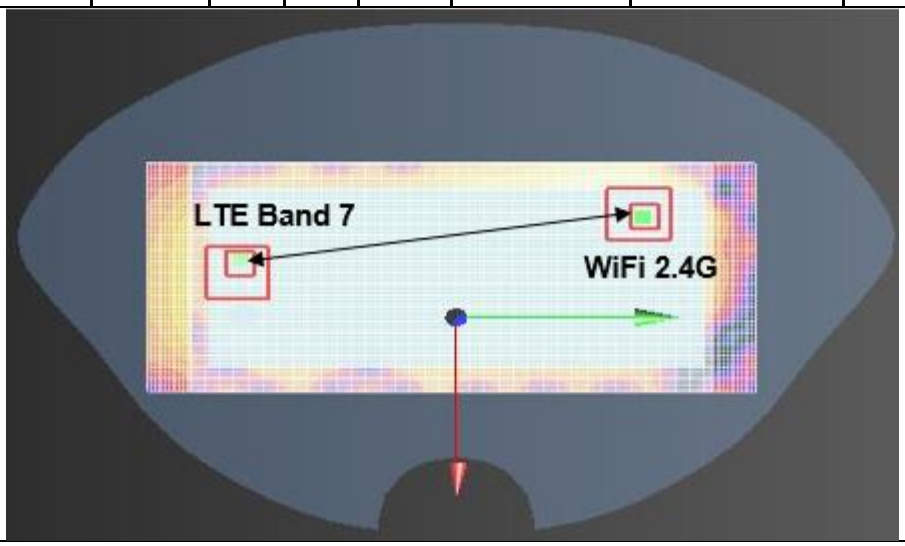

Unless otherwise agreed in writing, this document is issued by the Company subject to its General Conditions of Service printed overleaf, available on request or accessible at http://www.sgs.com/en/Terms-and-Conditions.aspx and, for electronic format documents, subject to Terms and Conditions for Electronic Documents at http://www.sgs.com/en/Terms-and-Conditions/Terms-e-Document.aspx. Attention is drawn to the limitation of liability, indemnification and jurisdiction issues defined therein. Any holder of this document is advised that information contained hereon reflects the Company's findings at the time of its intervention only and within the limits of Client's instructions, if any. The Company's sole responsibility is to its Client and this document does not exonerate parties to a transaction from exercising all their rights and obligations under the transaction documents. This document cannot be reproduced except in full, without prior written approval of the Company. Any unauthorized alteration, forgery or falsification of the content or appearance of this document is unlawful and offenders may be prosecuted to the fullest extent of the law. Unless otherwise stated the results shown in this test report refer only to the sample(s) tested and such sample(s) are retained for 30 days only.
Attention: To check the authenticity of testing /inspection report & certificate, please contact us at telephone: (86-755) 8307 1443, or email: CN.Doccheck@sgs.com

SGS-CSTC Standards Technical Services Co.,Ltd. Shenzhen Branch Testing Center EEC Laboratory
No.1 Workshop, M-10, Middle Section, Science & Technology Park, Shenzhen, China 518057 t (86-755) 26012053 f (86-755) 26710594 www.sgsgroup.com.cn
中国·深圳·科技园中区M-10栋一号厂房 邮编: 518057 t (86-755) 26012053 f (86-755) 26710594 sgs.china@sgs.com

Case No.	Position	Band	SAR (W/kg)	SAR peak location (cm)			3D distance (mm)	Summed SAR (W/kg)	SPLSR Results	Simultaneous SAR
				X	Y	Z				
12#	Back side	LTE Band 66	1.381	0.19	-6.66	-0.1	137.110	**2.333**	0.026	Not Required
		WIFI 2.4G	0.952	-2.62	6.76	-0.088				

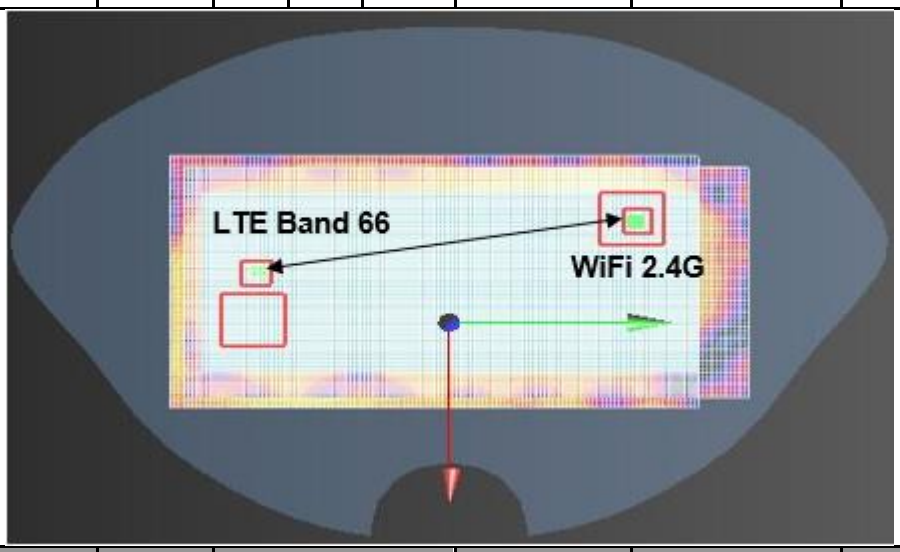

Case No.	Position	Band	SAR (W/kg)	SAR peak location (cm)			3D distance (mm)	Summed SAR (W/kg)	SPLSR Results	Simultaneous SAR
				X	Y	Z				
13#	Back side	LTE Band 66	1.381	0.19	-6.66	-0.1	147.955	**1.618**	0.014	Not Required
		BT	0.237	-2.74	7.84	-0.367				

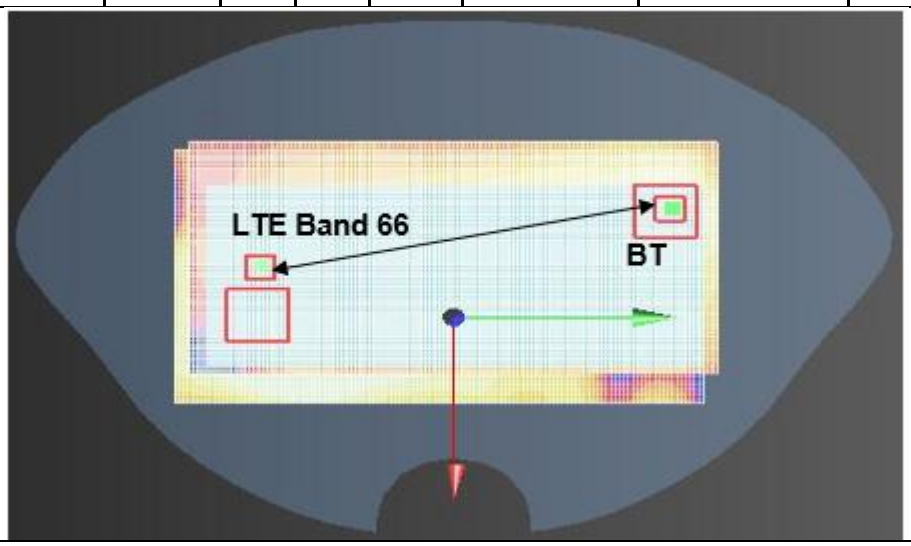

Unless otherwise agreed in writing, this document is issued by the Company subject to its General Conditions of Service printed overleaf, available on request or accessible at http://www.sgs.com/en/Terms-and-Conditions.aspx and, for electronic format documents, subject to Terms and Conditions for Electronic Documents at http://www.sgs.com/en/Terms-and-Conditions/Terms-e-Document.aspx. Attention is drawn to the limitation of liability, indemnification and jurisdiction issues defined therein. Any holder of this document is advised that information contained hereon reflects the Company's findings at the time of its intervention only and within the limits of Client's instructions, if any. The Company's sole responsibility is to its Client and this document does not exonerate parties to a transaction from exercising all their rights and obligations under the transaction documents. This document cannot be reproduced except in full, without prior written approval of the Company. Any unauthorized alteration, forgery or falsification of the content or appearance of this document is unlawful and offenders may be prosecuted to the fullest extent of the law. Unless otherwise stated the results shown in this test report refer only to the sample(s) tested and such sample(s) are retained for 30 days only.
Attention: To check the authenticity of testing /inspection report & certificate, please contact us at telephone: (86-755) 8307 1443, or email: CN.Doccheck@sgs.com

Case No.	Position	Band	SAR (W/kg)	SAR peak location (cm)			3D distance (mm)	Summed SAR (W/kg)	SPLSR Results	Simultaneous SAR
				X	Y	Z				
14#	Back side	GSM850	1.403	-0.124	-5.239	-0.347	122.586	**2.355**	0.029	Not Required
		WIFI 2.4G	0.952	-2.62	6.76	-0.088				

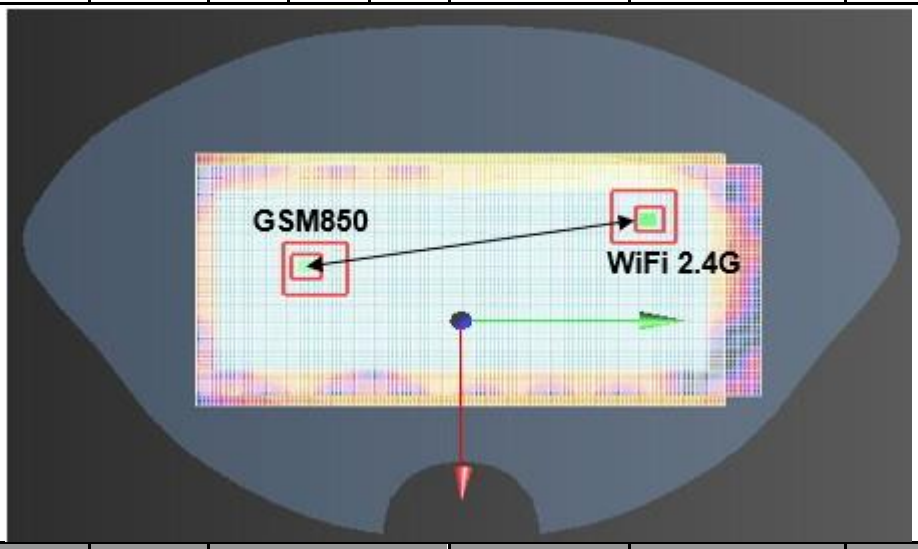

Case No.	Position	Band	SAR (W/kg)	SAR peak location (cm)			3D distance (mm)	Summed SAR (W/kg)	SPLSR Results	Simultaneous SAR
				X	Y	Z				
15#	Back side	GSM850	1.403	-0.124	-5.239	-0.347	133.381	**1.640**	0.016	Not Required
		BT	0.237	-2.74	7.84	-0.367				

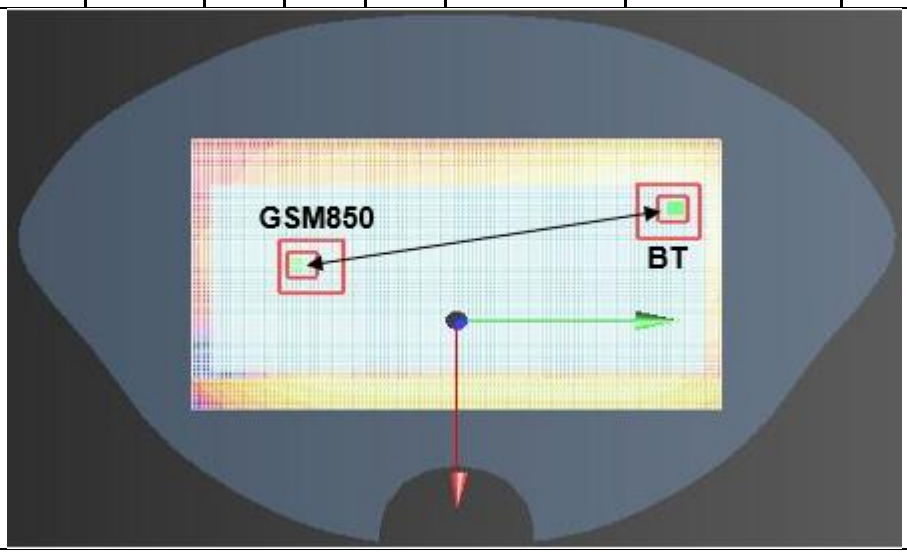

Unless otherwise agreed in writing, this document is issued by the Company subject to its General Conditions of Service printed overleaf, available on request or accessible at http://www.sgs.com/en/Terms-and-Conditions.aspx and, for electronic format documents, subject to Terms and Conditions for Electronic Documents at http://www.sgs.com/en/Terms-and-Conditions/Terms-e-Document.aspx. Attention is drawn to the limitation of liability, indemnification and jurisdiction issues defined therein. Any holder of this document is advised that information contained hereon reflects the Company's findings at the time of its intervention only and within the limits of Client's instructions, if any. The Company's sole responsibility is to its Client and this document does not exonerate parties to a transaction from exercising all their rights and obligations under the transaction documents. This document cannot be reproduced except in full, without prior written approval of the Company. Any unauthorized alteration, forgery or falsification of the content or appearance of this document is unlawful and offenders may be prosecuted to the fullest extent of the law. Unless otherwise stated the results shown in this test report refer only to the sample(s) tested and such sample(s) are retained for 30 days only.
Attention: To check the authenticity of testing /inspection report & certificate, please contact us at telephone: (86-755) 8307 1443, or email: CN.Doccheck@sgs.com

SGS-CSTC Standards Technical Services Co.,Ltd. Shenzhen Branch Testing Center EEC Laboratory
No.1 Workshop, M-10, Middle Section, Science & Technology Park, Shenzhen, China 518057 t (86-755) 26012053 f (86-755) 26710594 www.sgsgroup.com.cn
中国·深圳·科技园中区M-10栋一号厂房 邮编: 518057 t (86-755) 26012053 f (86-755) 26710594 sgs.china@sgs.com

Case No.	Position	Band	SAR (W/kg)	SAR peak location (cm)			3D distance (mm)	Summed SAR (W/kg)	SPLSR Results	Simultaneous SAR
				X	Y	Z				
16#	Back side	GSM1900	1.227	0.45	-6.81	-0.214	139.135	**2.179**	0.023	Not Required
		WIFI 2.4G	0.952	-2.62	6.76	-0.088				

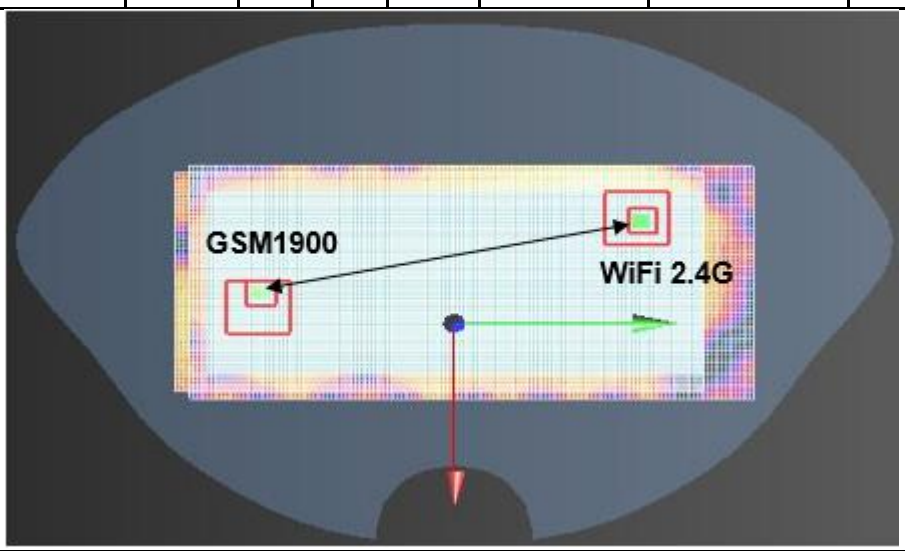

Case No.	Position	Band	SAR (W/kg)	SAR peak location (cm)			3D distance (mm)	Summed SAR (W/kg)	SPLSR Results	Simultaneous SAR
				X	Y	Z				
17#	Back side	WCDMA Band V	1.43	0.61	-6.17	-0.141	133.274	**2.382**	0.028	Not Required
		WIFI 2.4G	0.952	-2.62	6.76	-0.088				

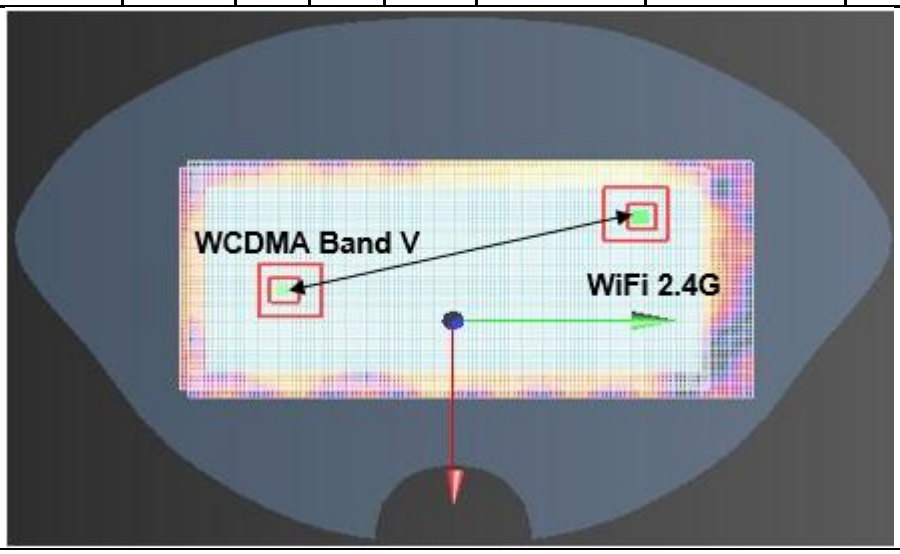

Unless otherwise agreed in writing, this document is issued by the Company subject to its General Conditions of Service printed overleaf, available on request or accessible at http://www.sgs.com/en/Terms-and-Conditions.aspx and, for electronic format documents, subject to Terms and Conditions for Electronic Documents at http://www.sgs.com/en/Terms-and-Conditions/Terms-e-Document.aspx. Attention is drawn to the limitation of liability, indemnification and jurisdiction issues defined therein. Any holder of this document is advised that information contained hereon reflects the Company's findings at the time of its intervention only and within the limits of Client's instructions, if any. The Company's sole responsibility is to its Client and this document does not exonerate parties to a transaction from exercising all their rights and obligations under the transaction documents. This document cannot be reproduced except in full, without prior written approval of the Company. Any unauthorized alteration, forgery or falsification of the content or appearance of this document is unlawful and offenders may be prosecuted to the fullest extent of the law. Unless otherwise stated the results shown in this test report refer only to the sample(s) tested and such sample(s) are retained for 30 days only.
Attention: To check the authenticity of testing /inspection report & certificate, please contact us at telephone: (86-755) 8307 1443, or email: CN.Doccheck@sgs.com

SGS-CSTC Standards Technical Services Co.,Ltd. Shenzhen Branch Testing Center EEC Laboratory
No.1 Workshop, M-10, Middle Section, Science & Technology Park, Shenzhen, China 518057 t (86-755) 26012053 f (86-755) 26710594 www.sgsgroup.com.cn
中国·深圳·科技园中区M-10栋一号厂房 邮编: 518057 t (86-755) 26012053 f (86-755) 26710594 sgs.china@sgs.com

Case No.	Position	Band	SAR (W/kg)	SAR peak location (cm)			3D distance (mm)	Summed SAR (W/kg)	SPLSR Results	Simultaneous SAR
				X	Y	Z				
18#	Back side	WCDMA Band V	1.43	0.61	-6.17	-0.141	144.067	**1.667**	0.015	Not Required
		BT	0.237	-2.74	7.84	-0.367				

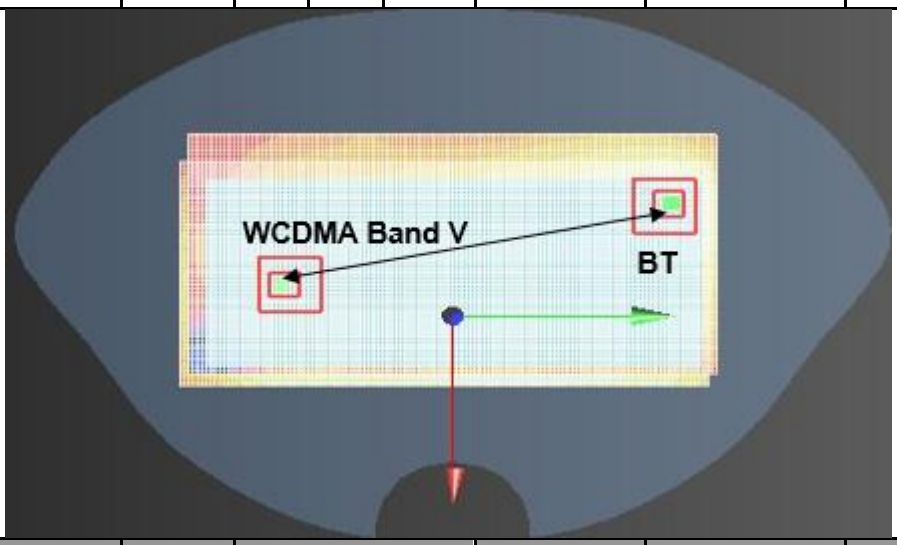

Case No.	Position	Band	SAR (W/kg)	SAR peak location (cm)			3D distance (mm)	Summed SAR (W/kg)	SPLSR Results	Simultaneous SAR
				X	Y	Z				
19#	Back side	LTE Band 2	1.168	-0.25	-7.22	-0.223	141.801	**2.120**	0.022	Not Required
		WIFI 2.4G	0.952	-2.62	6.76	-0.088				

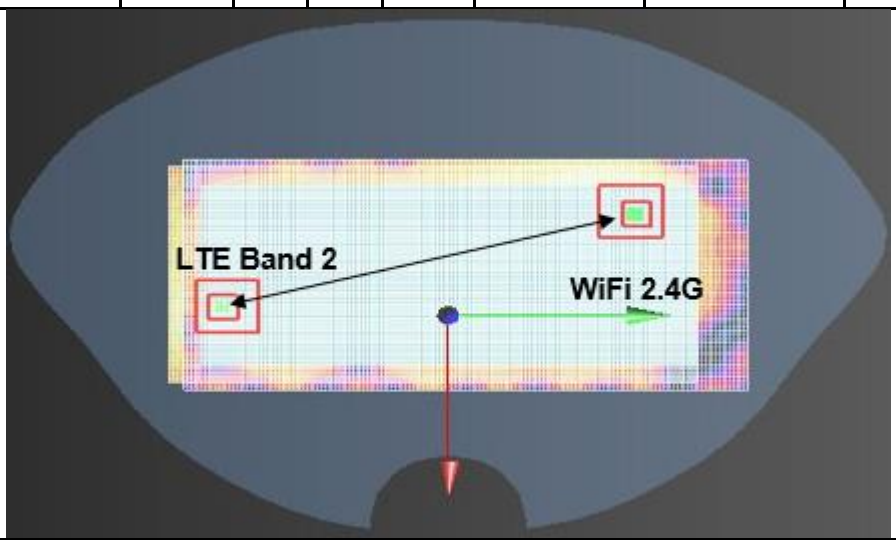

Unless otherwise agreed in writing, this document is issued by the Company subject to its General Conditions of Service printed overleaf, available on request or accessible at http://www.sgs.com/en/Terms-and-Conditions.aspx and, for electronic format documents, subject to Terms and Conditions for Electronic Documents at http://www.sgs.com/en/Terms-and-Conditions/Terms-e-Document.aspx. Attention is drawn to the limitation of liability, indemnification and jurisdiction issues defined therein. Any holder of this document is advised that information contained hereon reflects the Company's findings at the time of its intervention only and within the limits of Client's instructions, if any. The Company's sole responsibility is to its Client and this document does not exonerate parties to a transaction from exercising all their rights and obligations under the transaction documents. This document cannot be reproduced except in full, without prior written approval of the Company. Any unauthorized alteration, forgery or falsification of the content or appearance of this document is unlawful and offenders may be prosecuted to the fullest extent of the law. Unless otherwise stated the results shown in this test report refer only to the sample(s) tested and such sample(s) are retained for 30 days only.
Attention: To check the authenticity of testing /inspection report & certificate, please contact us at telephone: (86-755) 8307 1443, or email: CN.Doccheck@sgs.com

SGS-CSTC Standards Technical Services Co.,Ltd. Shenzhen Branch
No.1 Workshop, M-10, Middle Section, Science & Technology Park, Shenzhen, China 518057 t (86-755) 26012053 f (86-755) 26710594 www.sgsgroup.com.cn
中国·深圳·科技园中区M-10栋一号厂房 邮编: 518057 t (86-755) 26012053 f (86-755) 26710594 sgs.china@sgs.com

Case No.	Position	Band	SAR (W/kg)	SAR peak location (cm)			3D distance (mm)	Summed SAR (W/kg)	SPLSR Results	Simultaneous SAR
				X	Y	Z				
20#	Back side	LTE Band 4	1.154	0.15	-6.61	-0.22	136.546	**2.106**	0.022	Not Required
		WIFI 2.4G	0.952	-2.62	6.76	-0.088				

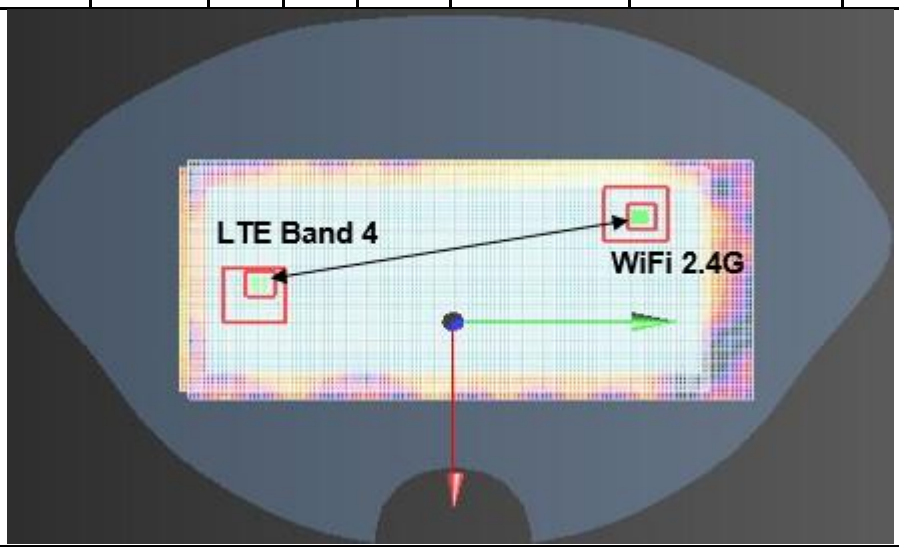

Unless otherwise agreed in writing, this document is issued by the Company subject to its General Conditions of Service printed overleaf, available on request or accessible at http://www.sgs.com/en/Terms-and-Conditions.aspx and, for electronic format documents, subject to Terms and Conditions for Electronic Documents at http://www.sgs.com/en/Terms-and-Conditions/Terms-e-Document.aspx. Attention is drawn to the limitation of liability, indemnification and jurisdiction issues defined therein. Any holder of this document is advised that information contained hereon reflects the Company's findings at the time of its intervention only and within the limits of Client's instructions, if any. The Company's sole responsibility is to its Client and this document does not exonerate parties to a transaction from exercising all their rights and obligations under the transaction documents. This document cannot be reproduced except in full, without prior written approval of the Company. Any unauthorized alteration, forgery or falsification of the content or appearance of this document is unlawful and offenders may be prosecuted to the fullest extent of the law. Unless otherwise stated the results shown in this test report refer only to the sample(s) tested and such sample(s) are retained for 30 days only.
Attention: To check the authenticity of testing /inspection report & certificate, please contact us at telephone: (86-755) 8307 1443, or email: CN.Doccheck@sgs.com

SGS-CSTC Standards Technical Services Co.,Ltd. Shenzhen Branch Testing Center EEC Laboratory
No.1 Workshop, M-10, Middle Section, Science & Technology Park, Shenzhen, China 518057 t (86-755) 26012053 f (86-755) 26710594 www.sgsgroup.com.cn
中国·深圳·科技园中区M-10栋一号厂房 邮编: 518057 t (86-755) 26012053 f (86-755) 26710594 sgs.china@sgs.com

Member of the SGS Group (SGS SA)

9 Equipment list

Test Platform	SPEAG DASY5 Professional					
Description	SAR Test System (Frequency range 300MHz-6GHz)					
Software Reference	DASY52 52.8.8(1258); SEMCAD X 14.6.10(7373)					
Hardware Reference						
Equipment		Manufacturer	Model	Serial Number	Calibration Date	Due date of calibration
☒	Twin Phantom	SPEAG	SAM 5	1481	NCR	NCR
☒	Twin Phantom	SPEAG	SAM 6	1824	NCR	NCR
☒	Twin Phantom	SPEAG	SAM 7	1027	NCR	NCR
☒	Twin Phantom	SPEAG	SAM 8	1063	NCR	NCR
☒	DAE	SPEAG	DAE3	414	2019-12-17	2020-12-16
☒	DAE	SPEAG	DAE4	1267	2019-12-17	2020-12-16
☒	DAE	SPEAG	DAE4	1374	2019-09-24	2020-09-24
☒	E-Field Probe	SPEAG	EX3DV4	3793	2020-05-09	2021-05-08
☒	E-Field Probe	SPEAG	EX3DV4	3789	2020-06-16	2021-06-15
☒	E-Field Probe	SPEAG	EX3DV4	3962	2020-04-01	2021-03-31
☒	Validation Kits	SPEAG	D835V2	4d105	2019-12-17	2022-12-16
☒	Validation Kits	SPEAG	D1750V2	1149	2019-05-21	2022-05-20
☒	Validation Kits	SPEAG	D1900V2	5d028	2019-12-17	2022-12-16
☒	Validation Kits	SPEAG	D2450V2	733	2019-12-17	2022-12-16
☒	Validation Kits	SPEAG	D2600V2	1125	2019-05-20	2022-05-19
☒	Agilent Network Analyzer	Agilent	E5071C	MY46523591	2020-04-16	2021-04-15
☒	Dielectric Probe Kit	Agilent	85070E	US01440210	NCR	NCR
☒	Universal Radio Communication Tester	R&S	CMW500	111637	2020-04-16	2021-04-15
☒	Radio Communication Analyzer	Anritsu	MT8821C	6201502984	2020-06-11	2021-06-10
☒	RF Bi-Directional Coupler	Agilent	86205-60001	MY31400031	NCR	NCR
☒	Signal Generator	Agilent	N5171B	MY53050736	2020-04-15	2021-04-14
☒	Preamplifier	Mini-Circuits	ZHL-42W	15542	NCR	NCR
☒	Preamplifier	Compliance Directions Systems Inc.	AMP28-3W	073501433	NCR	NCR
☒	Power Meter	Agilent	E4416A	GB41292095	2020-04-15	2021-04-14
☒	Power Sensor	Agilent	8481H	MY41091234	2020-04-15	2021-04-14
☒	Power Sensor	R&S	NRP-Z92	100025	2020-04-16	2021-04-15
☒	Attenuator	SHX	TS2-3dB	30704	NCR	NCR
☒	Coaxial low pass filter	Mini-Circuits	VLF-2500(+)	NA	NCR	NCR
☒	Coaxial low pass filter	Microlab Fxr	LA-F13	NA	NCR	NCR

Unless otherwise agreed in writing, this document is issued by the Company subject to its General Conditions of Service printed overleaf, available on request or accessible at http://www.sgs.com/en/Terms-and-Conditions.aspx and, for electronic format documents, subject to Terms and Conditions for Electronic Documents at http://www.sgs.com/en/Terms-and-Conditions/Terms-e-Document.aspx. Attention is drawn to the limitation of liability, indemnification and jurisdiction issues defined therein. Any holder of this document is advised that information contained hereon reflects the Company's findings at the time of its intervention only and within the limits of Client's instructions, if any. The Company's sole responsibility is to its Client and this document does not exonerate parties to a transaction from exercising all their rights and obligations under the transaction documents. This document cannot be reproduced except in full, without prior written approval of the Company. Any unauthorized alteration, forgery or falsification of the content or appearance of this document is unlawful and offenders may be prosecuted to the fullest extent of the law. Unless otherwise stated the results shown in this test report refer only to the sample(s) tested and such sample(s) are retained for 30 days only.
Attention: To check the authenticity of testing /inspection report & certificate, please contact us at telephone: (86-755) 8307 1443, or email: CN.Doccheck@sgs.com

SGS-CSTC Standards Technical Services Co., Ltd. Shenzhen Branch Testing Center EEC Laboratory
No.1 Workshop, M-10, Middle Section, Science & Technology Park, Shenzhen, China 518057 t (86-755) 26012053 f (86-755) 26710594 www.sgsgroup.com.cn
中国·深圳·科技园中区M-10栋一号厂房 邮编: 518057 t (86-755) 26012053 f (86-755) 26710594 sgs.china@sgs.com

☒	50 Ω coaxial load	Mini-Circuits	KARN-50+	00850	NCR	NCR
☒	DC POWER SUPPLY	SAKO	SK1730SL5A	NA	NCR	NCR
☒	Speed reading thermometer	MingGao	T809	NA	2020-04-21	2021-04-20
☒	Humidity and Temperature Indicator	KIMTOKA	KIMTOKA	NA	2020-04-21	2021-04-20

Note: All the equipments are within the valid period when the tests are performed.

10 Calibration certificate

Please see the Appendix C

11 Photographs

Please see the Appendix D

Appendix A: Detailed System Check Results

Appendix B: Detailed Test Results

Appendix C: Calibration certificate

Appendix D: Photographs

---END---

Unless otherwise agreed in writing, this document is issued by the Company subject to its General Conditions of Service printed overleaf, available on request or accessible at http://www.sgs.com/en/Terms-and-Conditions.aspx and, for electronic format documents, subject to Terms and Conditions for Electronic Documents at http://www.sgs.com/en/Terms-and-Conditions/Terms-e-Document.aspx. Attention is drawn to the limitation of liability, indemnification and jurisdiction issues defined therein. Any holder of this document is advised that information contained hereon reflects the Company's findings at the time of its intervention only and within the limits of Client's instructions, if any. The Company's sole responsibility is to its Client and this document does not exonerate parties to a transaction from exercising all their rights and obligations under the transaction documents. This document cannot be reproduced except in full, without prior written approval of the Company. Any unauthorized alteration, forgery or falsification of the content or appearance of this document is unlawful and offenders may be prosecuted to the fullest extent of the law. Unless otherwise stated the results shown in this test report refer only to the sample(s) tested and such sample(s) are retained for 30 days only.
Attention: To check the authenticity of testing /inspection report & certificate, please contact us at telephone: (86-755) 8307 1443, or email: CN.Doccheck@sgs.com

SGS-CSTC Standards Technical Services Co.,Ltd. Shenzhen Branch Testing Center EEC Laboratory
No.1 Workshop, M-10, Middle Section, Science & Technology Park, Shenzhen, China 518057 t (86-755) 26012053 f (86-755) 26710594 www.sgsgroup.com.cn
中国·深圳·科技园中区M-10栋一号厂房 邮编: 518057 t (86-755) 26012053 f (86-755) 26710594 sgs.china@sgs.com

Member of the SGS Group (SGS SA)