Add: No.51 Xueyuan Road, Haidian District, Beijing, 100191, China
Tel: +86-10-62304633-2079 Fax: +86-10-62304633-2504
E-mail: cttl@chinattl.com http://www.chinattl.cn

lossary:

TSL	tissue simulating liquid
ConvF	sensitivity in TSL / NORMx,y,z
N/A	not applicable or not measured

Calibration is Performed According to the Following Standards:

a) IEEE Std 1528-2013, "IEEE Recommended Practice for Determining the Peak Spatial-Averaged Specific Absorption Rate (SAR) in the Human Head from Wireless Communications Devices: Measurement Techniques", June 2013

b) IEC 62209-1, "Measurement procedure for assessment of specific absorption rate of human exposure to radio frequency fields from hand-held and body-mounted wireless communication devices- Part 1: Device used next to the ear (Frequency range of 300MHz to 6GHz)", July 2016

c) IEC 62209-2, "Procedure to measure the Specific Absorption Rate (SAR) For wireless communication devices used in close proximity to the human body (frequency range of 30MHz to 6GHz)", March 2010

d) KDB865664, SAR Measurement Requirements for 100 MHz to 6 GHz

Additional Documentation:

e) DASY4/5 System Handbook

Methods Applied and Interpretation of Parameters:

- *Measurement Conditions:* Further details are available from the Validation Report at the end of the certificate. All figures stated in the certificate are valid at the frequency indicated.
- *Antenna Parameters with TSL:* The dipole is mounted with the spacer to position its feed point exactly below the center marking of the flat phantom section, with the arms oriented parallel to the body axis.
- *Feed Point Impedance and Return Loss:* These parameters are measured with the dipole positioned under the liquid filled phantom. The impedance stated is transformed from the measurement at the SMA connector to the feed point. The Return Loss ensures low reflected power. No uncertainty required.
- *Electrical Delay:* One-way delay between the SMA connector and the antenna feed point. No uncertainty required.
- *SAR measured:* SAR measured at the stated antenna input power.
- *SAR normalized:* SAR as measured, normalized to an input power of 1 W at the antenna connector.
- *SAR for nominal TSL parameters:* The measured TSL parameters are used to calculate the nominal SAR result.

The reported uncertainty of measurement is stated as the standard uncertainty of Measurement multiplied by the coverage factor k=2, which for a normal distribution Corresponds to a coverage probability of approximately 95%.

Add: No.51 Xueyuan Road, Haidian District, Beijing, 100191, China
Tel: +86-10-62304633-2079 Fax: +86-10-62304633-2504
E-mail: cttl@chinattl.com http://www.chinattl.cn

Measurement Conditions

DASY system configuration, as far as not given on page 1.

DASY Version	DASY52	52.10.2.1495
Extrapolation	Advanced Extrapolation	
Phantom	Triple Flat Phantom 5.1C	
Distance Dipole Center - TSL	10 mm	with Spacer
Zoom Scan Resolution	dx, dy, dz = 5 mm	
Frequency	1900 MHz ± 1 MHz	

Head TSL parameters

The following parameters and calculations were applied.

	Temperature	Permittivity	Conductivity
Nominal Head TSL parameters	22.0 °C	40.0	1.40 mho/m
Measured Head TSL parameters	(22.0 ± 0.2) °C	40.5 ± 6 %	1.44 mho/m ± 6 %
Head TSL temperature change during test	<1.0 °C	----	----

SAR result with Head TSL

SAR averaged over 1 cm^3 (1 g) of Head TSL	Condition	
SAR measured	250 mW input power	9.90 W/kg
SAR for nominal Head TSL parameters	normalized to 1W	**39.0 W/kg ± 18.8 % (k=2)**
SAR averaged over 10 cm^3 (10 g) of Head TSL	Condition	
SAR measured	250 mW input power	5.12 W/kg
SAR for nominal Head TSL parameters	normalized to 1W	**20.3 W/kg ± 18.7 % (k=2)**

Body TSL parameters

The following parameters and calculations were applied.

	Temperature	Permittivity	Conductivity
Nominal Body TSL parameters	22.0 °C	53.3	1.52 mho/m
Measured Body TSL parameters	(22.0 ± 0.2) °C	54.5 ± 6 %	1.56 mho/m ± 6 %
Body TSL temperature change during test	<1.0 °C	----	----

SAR result with Body TSL

SAR averaged over 1 cm^3 (1 g) of Body TSL	Condition	
SAR measured	250 mW input power	10.1 W/kg
SAR for nominal Body TSL parameters	normalized to 1W	**40.0 W/kg ± 18.8 % (k=2)**
SAR averaged over 10 cm^3 (10 g) of Body TSL	Condition	
SAR measured	250 mW input power	5.28 W/kg
SAR for nominal Body TSL parameters	normalized to 1W	**21.0 W/kg ± 18.7 % (k=2)**

Add: No.51 Xueyuan Road, Haidian District, Beijing, 100191, China
Tel: +86-10-62304633-2079 Fax: +86-10-62304633-2504
E-mail: cttl@chinattl.com http://www.chinattl.cn

Appendix (Additional assessments outside the scope of CNAS L0570)

Antenna Parameters with Head TSL

Impedance, transformed to feed point	51.7Ω+ 6.73jΩ
Return Loss	- 23.3dB

Antenna Parameters with Body TSL

Impedance, transformed to feed point	47.8Ω+ 6.72jΩ
Return Loss	- 22.8dB

General Antenna Parameters and Design

Electrical Delay (one direction)	1.066 ns

After long term use with 100W radiated power, only a slight warming of the dipole near the feedpoint can be measured.

The dipole is made of standard semirigid coaxial cable. The center conductor of the feeding line is directly connected to the second arm of the dipole. The antenna is therefore short-circuited for DC-signals. On some of the dipoles, small end caps are added to the dipole arms in order to improve matching when loaded according to the position as explained in the "Measurement Conditions" paragraph. The SAR data are not affected by this change. The overall dipole length is still according to the Standard.
No excessive force must be applied to the dipole arms, because they might bend or the soldered connections near the feedpoint may be damaged.

Additional EUT Data

Manufactured by	SPEAG

In Collaboration with
s p e a g
CALIBRATION LABORATORY

Add: No.51 Xueyuan Road, Haidian District, Beijing, 100191, China
Tel: +86-10-62304633-2079 Fax: +86-10-62304633-2504
E-mail: cttl@chinattl.com http://www.chinattl.cn

DASY5 Validation Report for Head TSL Date: 03.26.2019

Test Laboratory: CTTL, Beijing, China

DUT: Dipole 1900 MHz; Type: D1900V2; Serial: D1900V2 - SN: 5d170

Communication System: UID 0, CW; Frequency: 1900 MHz; Duty Cycle: 1:1

Medium parameters used: f = 1900 MHz; σ = 1.441 S/m; ε_r = 40.48; ρ = 1000 kg/m3

Phantom section: Center Section

DASY5 Configuration:

- Probe: EX3DV4 - SN3617; ConvF(8.14, 8.14, 8.14) @ 1900 MHz; Calibrated: 1/31/2019
- Sensor-Surface: 1.4mm (Mechanical Surface Detection)
- Electronics: DAE4 Sn1331; Calibrated: 2/6/2019
- Phantom: MFP_V5.1C ; Type: QD 000 P51CA; Serial: 1062
- Measurement SW: DASY52, Version 52.10 (2); SEMCAD X Version 14.6.12 (7450)

System Performance Check/Zoom Scan (7x7x7) (7x7x7)/Cube 0: Measurement grid: dx=5mm, dy=5mm, dz=5mm

Reference Value = 97.54 V/m; Power Drift = 0.08 dB

Peak SAR (extrapolated) = 18.9 W/kg

SAR(1 g) = 9.9 W/kg; SAR(10 g) = 5.12 W/kg

Maximum value of SAR (measured) = 15.6 W/kg



0 dB = 15.6 W/kg = 11.93 dBW/kg

In Collaboration with
s p e a g
CALIBRATION LABORATORY

Add: No.51 Xueyuan Road, Haidian District, Beijing, 100191, China
Tel: +86-10-62304633-2079 Fax: +86-10-62304633-2504
E-mail: cttl@chinattl.com http://www.chinattl.cn

Impedance Measurement Plot for Head TSL

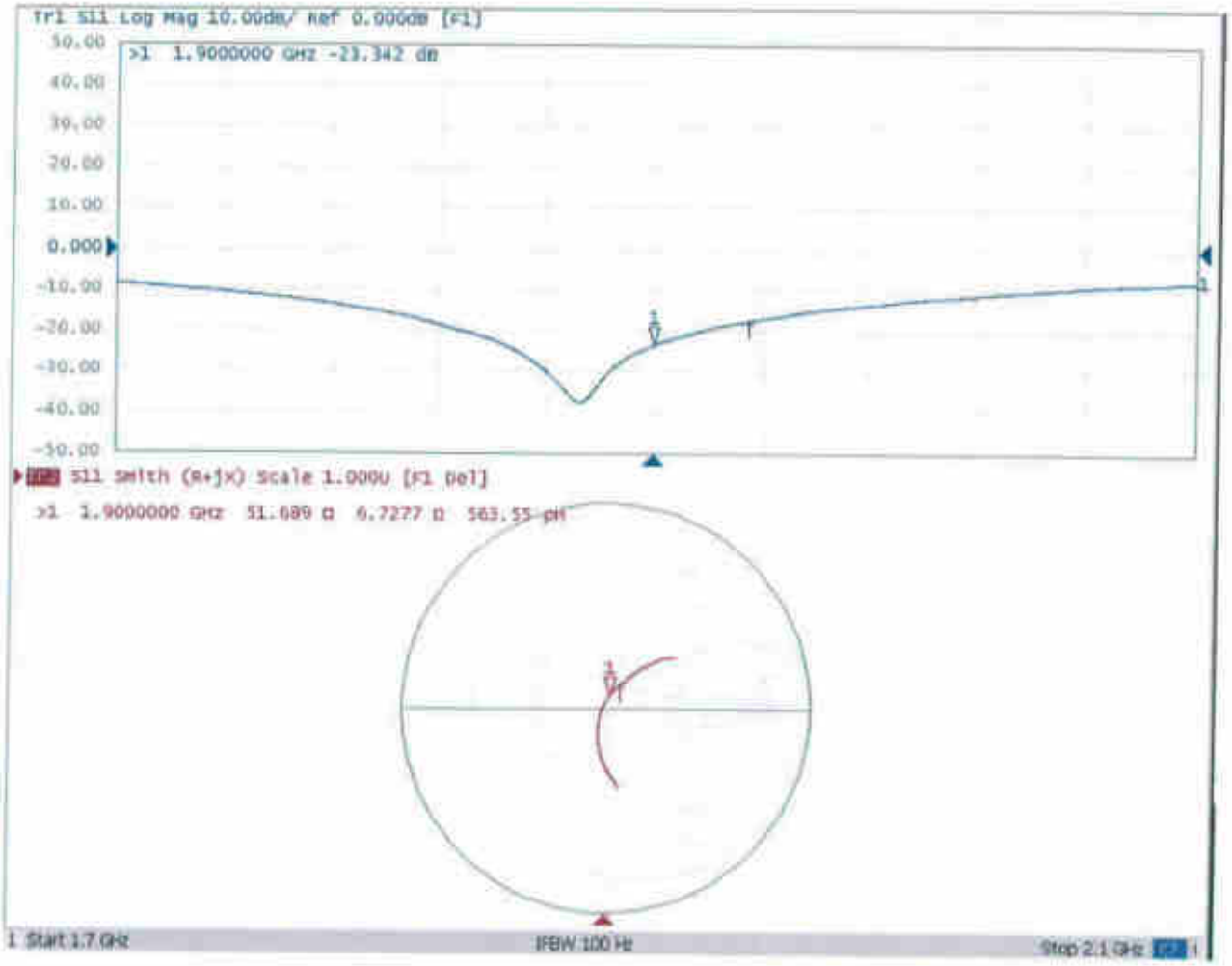

In Collaboration with
s p e a g
CALIBRATION LABORATORY

Add: No.51 Xueyuan Road, Haidian District, Beijing, 100191, China
Tel: +86-10-62304633-2079 Fax: +86-10-62304633-2504
E-mail: cttl@chinattl.com http://www.chinattl.cn

DASY5 Validation Report for Body TSL Date: 03.26.2019

Test Laboratory: CTTL, Beijing, China

DUT: Dipole 1900 MHz; Type: D1900V2; Serial: D1900V2 - SN: 5d170

Communication System: UID 0, CW; Frequency: 1900 MHz; Duty Cycle: 1:1

Medium parameters used: f = 1900 MHz; σ = 1.56 S/m; ε_r = 54.52; ρ = 1000 kg/m3

Phantom section: Right Section

DASY5 Configuration:

- Probe: EX3DV4 - SN3617; ConvF(7.78, 7.78, 7.78) @ 1900 MHz; Calibrated: 1/31/2019
- Sensor-Surface: 1.4mm (Mechanical Surface Detection)
- Electronics: DAE4 Sn1331; Calibrated: 2/6/2019
- Phantom: MFP_V5.1C ; Type: QD 000 P51CA; Serial: 1062
- Measurement SW: DASY52, Version 52.10 (2); SEMCAD X Version 14.6.12 (7450)

System Performance Check/Zoom Scan (7x7x7) (7x7x7)/Cube 0: Measurement grid: dx=5mm, dy=5mm, dz=5mm

Reference Value = 95.48 V/m; Power Drift = 0.04 dB

Peak SAR (extrapolated) = 18.6 W/kg

SAR(1 g) = 10.1 W/kg; SAR(10 g) = 5.28 W/kg

Maximum value of SAR (measured) = 15.7 W/kg

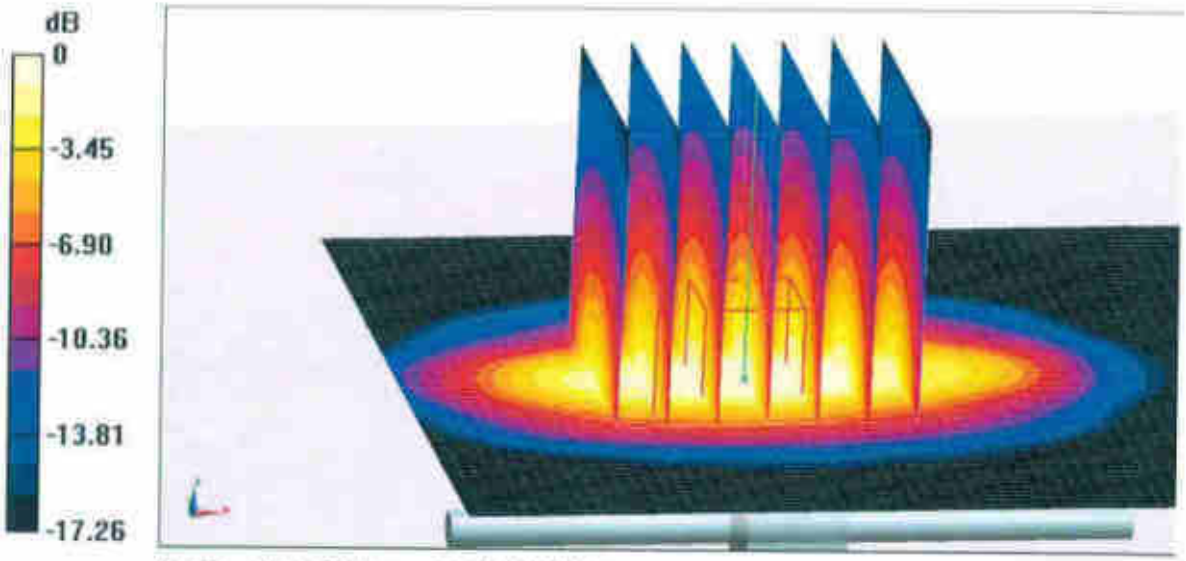

0 dB = 15.7 W/kg = 11.96 dBW/kg

In Colleboration with
speag
CALIBRATION LABORATORY

Add: No.51 Xueyuan Road, Haidian District, Beijing, 100191, China
Tel: +86-10-62304633-2079 Fax: +86-10-62304633-2504
E-mail: cttl@chinattl.com http://www.chinattl.cn

Impedance Measurement Plot for Body TSL

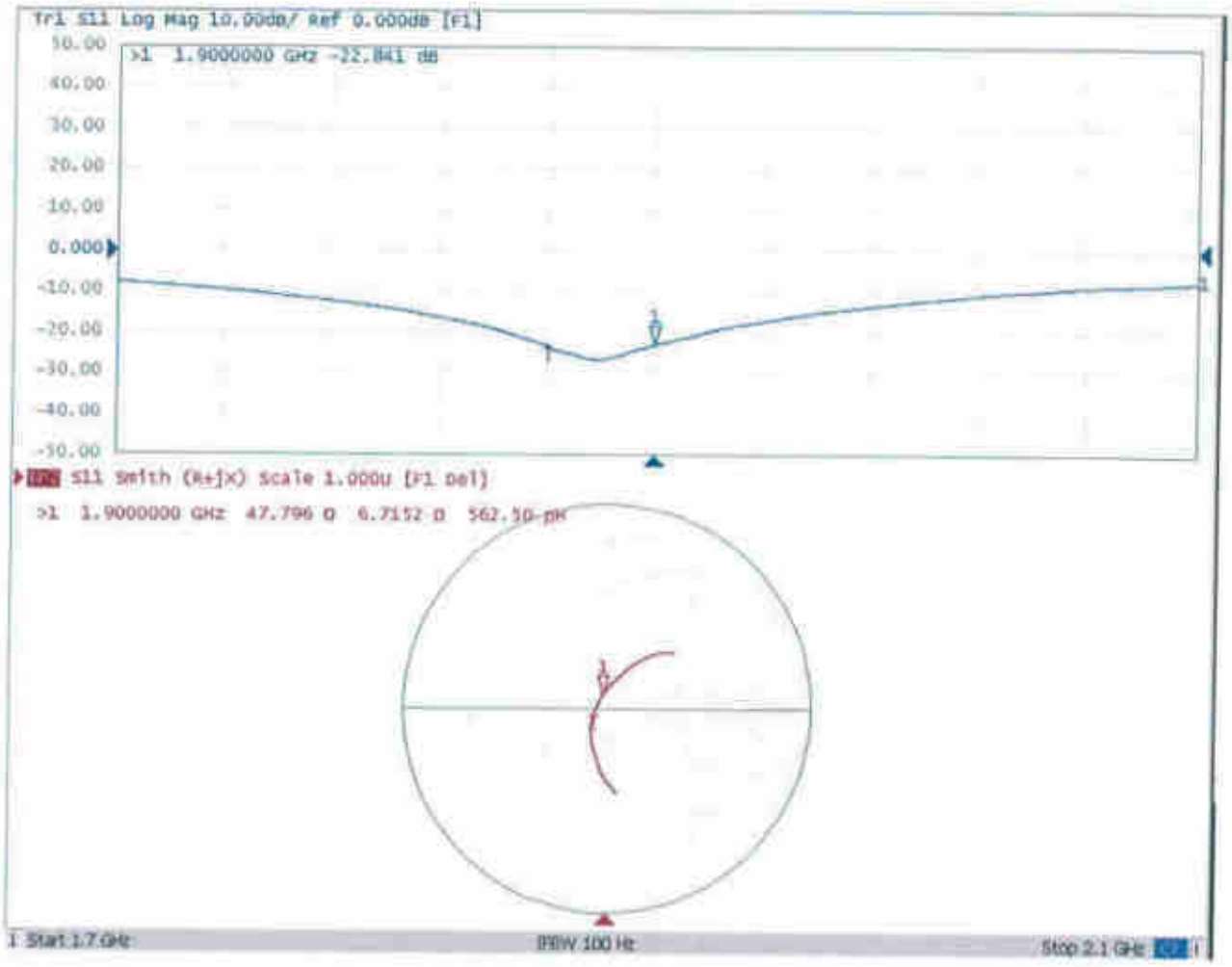

D1900V2, Serial No. 5d170 Extended Dipole Calibrations

Referring to KDB 865664 D01 v01r02, if dipoles are verified in return loss (<-20dB, within 20% of prior calibration), and in impedance (within 5 ohm of prior calibration), the annual calibration is not necessary and the calibration interval can be extended.

1900V2 – serial no. 5d170												
	1900 Head						1900 Body					
Date of Measurement	Return-Loss (dB)	Delta (%)	Real Impedance (ohm)	Delta (ohm)	Imaginary Impedance (ohm)	Delta (ohm)	Return-Loss (dB)	Delta (%)	Real Impedance (ohm)	Delta (ohm)	Imaginary Impedance (ohm)	Delta (ohm)
2019.3.26	-23.3		51.7		6.7		-22.8		47.8		6.7	
2020.3.25	-22.3	0.05	53.0	-1.26	7.4	-0.64	-22.5	0.01	49.2	-1.37	7.41	-0.69

<Justification of the extended calibration>

The return loss is < -20dB, within 20% of prior calibration; the impedance is within 5 ohm of prior calibration. Therefore the verification result should support extended calibration.

Dipole Verification Data> D1900V2, serial no. 5d170

1900MHz – Head

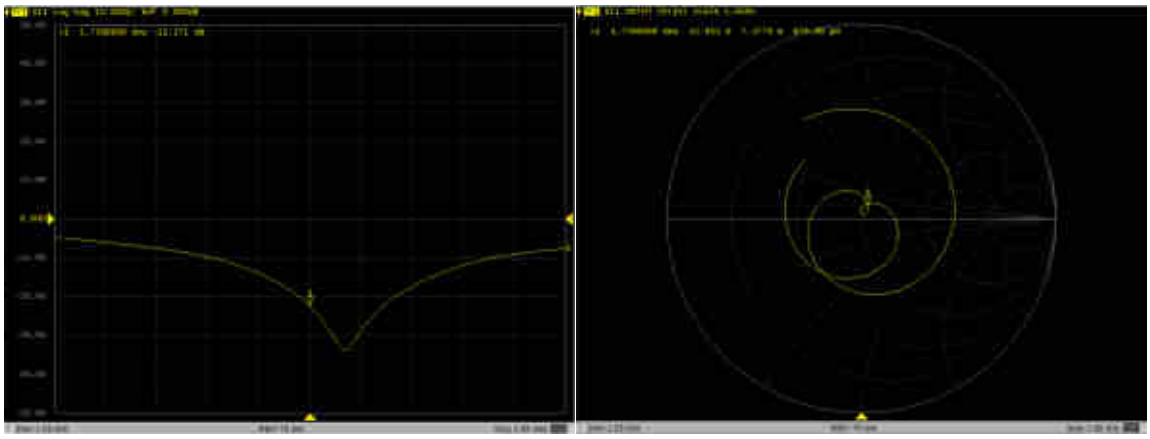

1900MHz – Body

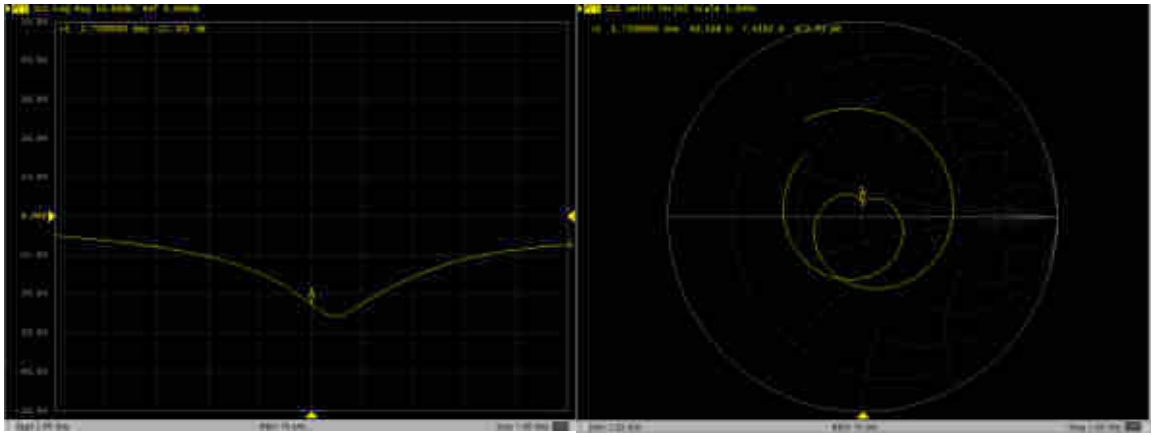

SPORTON INTERNATIONAL (KUNSHAN) INC.
TEL : 86-0512-5790-0158
FAX : 86-0512-5790-0958

In Collaboration with
s p e a g
CALIBRATION LABORATORY

Add: No.51 Xueyuan Road, Haidian District, Beijing, 100191, China
Tel: +86-10-62304633-2079 Fax: +86-10-62304633-2504
E-mail: cttl@chinattl.com http://www.chinattl.cn

中国认可
国际互认
校准
CALIBRATION
CNAS L0570

Client **Sporton** **Certificate No: Z18-60365**

CALIBRATION CERTIFICATE

Object	D2300V2 - SN: 1055
Calibration Procedure(s)	FF-Z11-003-01 Calibration Procedures for dipole validation kits
Calibration date:	September 20, 2018

This calibration Certificate documents the traceability to national standards, which realize the physical units of measurements(SI). The measurements and the uncertainties with confidence probability are given on the following pages and are part of the certificate.

All calibrations have been conducted in the closed laboratory facility: environment temperature(22±3)℃ and humidity<70%.

Calibration Equipment used (M&TE critical for calibration)

Primary Standards	ID #	Cal Date(Calibrated by, Certificate No.)	Scheduled Calibration
Power Meter NRVD	102083	01-Nov-17 (CTTL, No.J17X08756)	Oct-18
Power sensor NRV-Z5	100542	01-Nov-17 (CTTL, No.J17X08756)	Oct-18
Reference Probe EX3DV4	SN 7514	27-Aug-18(SPEAG,No.EX3-7514_Aug18)	Aug-19
DAE4	SN 1555	20-Aug-18(SPEAG,No.DAE4-1555_Aug18)	Aug-19
Secondary Standards	**ID #**	**Cal Date(Calibrated by, Certificate No.)**	**Scheduled Calibration**
Signal Generator E4438C	MY49071430	23-Jan-18 (CTTL, No.J18X00560)	Jan-19
NetworkAnalyzer E5071C	MY46110673	24-Jan-18 (CTTL, No.J18X00561)	Jan-19

	Name	Function	Signature
Calibrated by:	Zhao Jing	SAR Test Engineer	
Reviewed by:	Lin Hao	SAR Test Engineer	
Approved by:	Qi Dianyuan	SAR Project Leader	

Issued: September 23, 2018

This calibration certificate shall not be reproduced except in full without written approval of the laboratory.

Add: No.51 Xueyuan Road, Haidian District, Beijing, 100191, China
Tel: +86-10-62304633-2079 Fax: +86-10-62304633-2504
E-mail: cttl@chinattl.com http://www.chinattl.cn

Glossary:

TSL	tissue simulating liquid
ConvF	sensitivity in TSL / NORMx,y,z
N/A	not applicable or not measured

Calibration is Performed According to the Following Standards:

a) IEEE Std 1528-2013, "IEEE Recommended Practice for Determining the Peak Spatial-Averaged Specific Absorption Rate (SAR) in the Human Head from Wireless Communications Devices: Measurement Techniques", June 2013

b) IEC 62209-1, "Measurement procedure for assessment of specific absorption rate of human exposure to radio frequency fields from hand-held and body-mounted wireless communication devices- Part 1: Device used next to the ear (Frequency range of 300MHz to 6GHz)", July 2016

c) IEC 62209-2, "Procedure to measure the Specific Absorption Rate (SAR) For wireless communication devices used in close proximity to the human body (frequency range of 30MHz to 6GHz)", March 2010

d) KDB865664, SAR Measurement Requirements for 100 MHz to 6 GHz

Additional Documentation:

e) DASY4/5 System Handbook

Methods Applied and Interpretation of Parameters:

- *Measurement Conditions:* Further details are available from the Validation Report at the end of the certificate. All figures stated in the certificate are valid at the frequency indicated.
- *Antenna Parameters with TSL:* The dipole is mounted with the spacer to position its feed point exactly below the center marking of the flat phantom section, with the arms oriented parallel to the body axis.
- *Feed Point Impedance and Return Loss:* These parameters are measured with the dipole positioned under the liquid filled phantom. The impedance stated is transformed from the measurement at the SMA connector to the feed point. The Return Loss ensures low reflected power. No uncertainty required.
- *Electrical Delay:* One-way delay between the SMA connector and the antenna feed point. No uncertainty required.
- *SAR measured:* SAR measured at the stated antenna input power.
- *SAR normalized:* SAR as measured, normalized to an input power of 1 W at the antenna connector.
- *SAR for nominal TSL parameters:* The measured TSL parameters are used to calculate the nominal SAR result.

The reported uncertainty of measurement is stated as the standard uncertainty of Measurement multiplied by the coverage factor k=2, which for a normal distribution Corresponds to a coverage probability of approximately 95%.

Add: No.51 Xueyuan Road, Haidian District, Beijing, 100191, China
Tel: +86-10-62304633-2079 Fax: +86-10-62304633-2504
E-mail: cttl@chinattl.com http://www.chinattl.cn

Measurement Conditions

DASY system configuration, as far as not given on page 1.

DASY Version	DASY52	52.10.1.1476
Extrapolation	Advanced Extrapolation	
Phantom	Triple Flat Phantom 5.1C	
Distance Dipole Center - TSL	10 mm	with Spacer
Zoom Scan Resolution	dx, dy, dz = 5 mm	
Frequency	2300 MHz ± 1 MHz	

Head TSL parameters

The following parameters and calculations were applied.

	Temperature	Permittivity	Conductivity
Nominal Head TSL parameters	22.0 °C	39.5	1.67 mho/m
Measured Head TSL parameters	(22.0 ± 0.2) °C	40.3 ± 6 %	1.72 mho/m ± 6 %
Head TSL temperature change during test	<1.0 °C	----	----

SAR result with Head TSL

SAR averaged over 1 cm^3 (1 g) of Head TSL	Condition	
SAR measured	250 mW input power	12.3 mW / g
SAR for nominal Head TSL parameters	normalized to 1W	**48.7 mW /g ± 18.8 % (k=2)**
SAR averaged over 10 cm^3 (10 g) of Head TSL	Condition	
SAR measured	250 mW input power	5.82 mW / g
SAR for nominal Head TSL parameters	normalized to 1W	**23.2 mW /g ± 18.7 % (k=2)**

Body TSL parameters

The following parameters and calculations were applied.

	Temperature	Permittivity	Conductivity
Nominal Body TSL parameters	22.0 °C	52.9	1.81 mho/m
Measured Body TSL parameters	(22.0 ± 0.2) °C	52.3 ± 6 %	1.82 mho/m ± 6 %
Body TSL temperature change during test	<1.0 °C	----	----

SAR result with Body TSL

SAR averaged over 1 cm^3 (1 g) of Body TSL	Condition	
SAR measured	250 mW input power	11.9 mW / g
SAR for nominal Body TSL parameters	normalized to 1W	**47.6 mW /g ± 18.8 % (k=2)**
SAR averaged over 10 cm^3 (10 g) of Body TSL	Condition	
SAR measured	250 mW input power	5.64 mW / g
SAR for nominal Body TSL parameters	normalized to 1W	**22.6 mW /g ± 18.7 % (k=2)**

Add: No.51 Xueyuan Road, Haidian District, Beijing, 100191, China
Tel: +86-10-62304633-2079 Fax: +86-10-62304633-2504
E-mail: cttl@chinattl.com http://www.chinattl.cn

Appendix (Additional assessments outside the scope of CNAS L0570)

Antenna Parameters with Head TSL

Impedance, transformed to feed point	45.6Ω- 2.03jΩ
Return Loss	- 25.9dB

Antenna Parameters with Body TSL

Impedance, transformed to feed point	44.0Ω- 0.86jΩ
Return Loss	- 23.8dB

General Antenna Parameters and Design

Electrical Delay (one direction)	1.034 ns

After long term use with 100W radiated power, only a slight warming of the dipole near the feedpoint can be measured.

The dipole is made of standard semirigid coaxial cable. The center conductor of the feeding line is directly connected to the second arm of the dipole. The antenna is therefore short-circuited for DC-signals. On some of the dipoles, small end caps are added to the dipole arms in order to improve matching when loaded according to the position as explained in the "Measurement Conditions" paragraph. The SAR data are not affected by this change. The overall dipole length is still according to the Standard.
No excessive force must be applied to the dipole arms, because they might bend or the soldered connections near the feedpoint may be damaged.

Additional EUT Data

Manufactured by	SPEAG

In Collaboration with
s p e a g
CALIBRATION LABORATORY

Add: No.51 Xueyuan Road, Haidian District, Beijing, 100191, China
Tel: +86-10-62304633-2079 Fax: +86-10-62304633-2504
E-mail: cttl@chinattl.com http://www.chinattl.cn

DASY5 Validation Report for Head TSL Date: 09.20.2018

Test Laboratory: CTTL, Beijing, China

DUT: Dipole 2300 MHz; Type: D2300V2; Serial: D2300V2 - SN: 1055

Communication System: UID 0, CW; Frequency: 2300 MHz; Duty Cycle: 1:1

Medium parameters used: f = 2300 MHz; σ = 1.718 S/m; ε_r = 40.3; ρ = 1000 kg/m3

Phantom section: Center Section

DASY5 Configuration:

- Probe: EX3DV4 - SN7514; ConvF(7.42, 7.42, 7.42) @ 2300 MHz; Calibrated: 8/27/2018
- Sensor-Surface: 1.4mm (Mechanical Surface Detection)
- Electronics: DAE4 Sn1555; Calibrated: 8/20/2018
- Phantom: MFP_V5.1C ; Type: QD 000 P51CA; Serial: 1062
- Measurement SW: DASY52, Version 52.10 (1); SEMCAD X Version 14.6.11 (7439)

Dipole Calibration/Zoom Scan (7x7x7) (7x7x7)/Cube 0: Measurement grid: dx=5mm, dy=5mm, dz=5mm

Reference Value = 97.59 V/m; Power Drift = -0.01 dB

Peak SAR (extrapolated) = 25.4 W/kg

SAR(1 g) = 12.3 W/kg; SAR(10 g) = 5.82 W/kg

Maximum value of SAR (measured) = 20.4 W/kg



0 dB = 20.4 W/kg = 13.10 dBW/kg

In Collaboration with
s p e a g
CALIBRATION LABORATORY
Add: No.51 Xueyuan Road, Haidian District, Beijing, 100191, China
Tel: +86-10-62304633-2079 Fax: +86-10-62304633-2504
E-mail: cttl@chinattl.com http://www.chinattl.cn

Impedance Measurement Plot for Head TSL

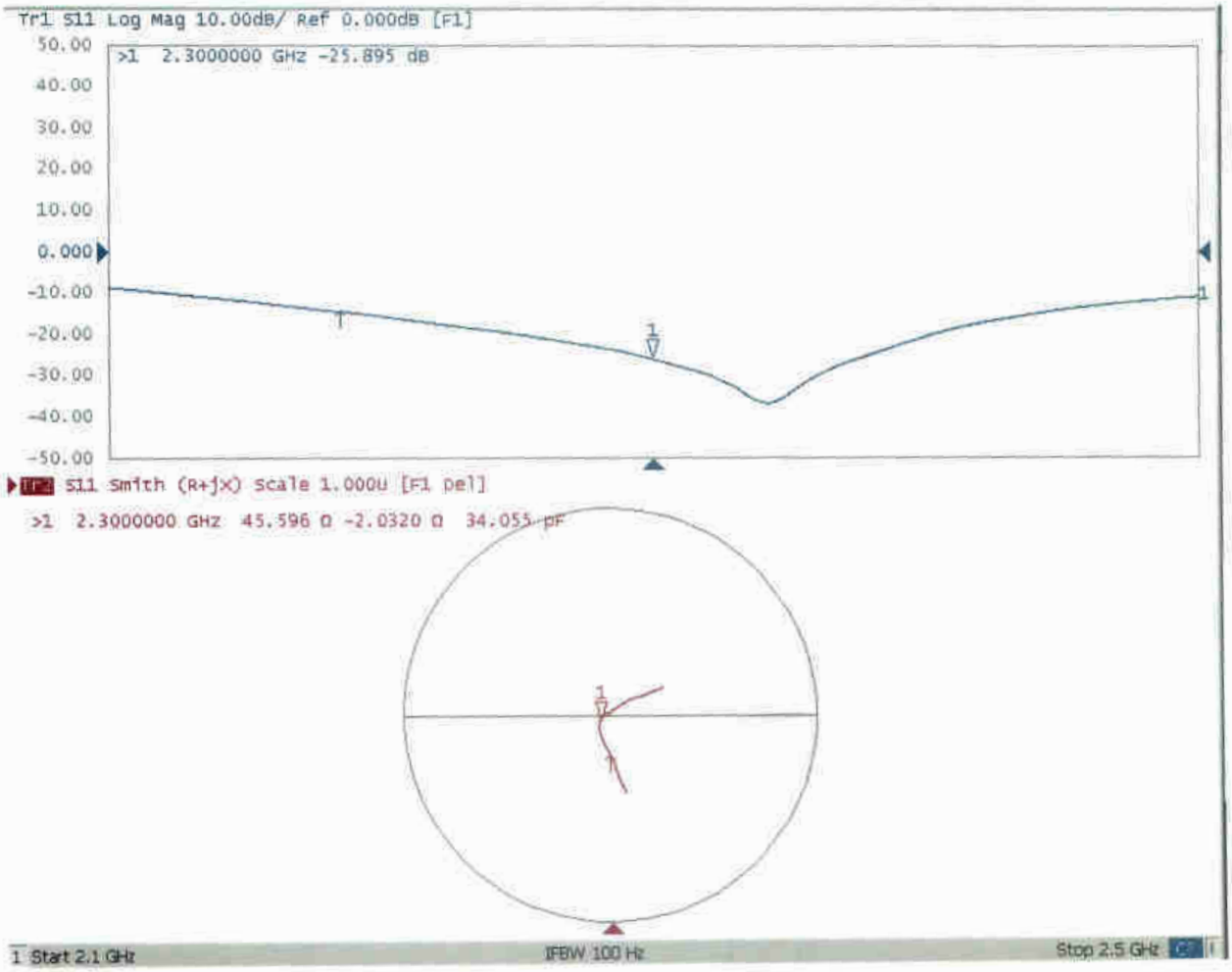

Add: No.51 Xueyuan Road, Haidian District, Beijing, 100191, China
Tel: +86-10-62304633-2079 Fax: +86-10-62304633-2504
E-mail: cttl@chinattl.com http://www.chinattl.cn

DASY5 Validation Report for Body TSL Date: 09.20.2018

Test Laboratory: CTTL, Beijing, China

DUT: Dipole 2300 MHz; Type: D2300V2; Serial: D2300V2 - SN: 1055

Communication System: UID 0, CW; Frequency: 2300 MHz; Duty Cycle: 1:1

Medium parameters used: f = 2300 MHz; σ = 1.834 S/m; εr = 54.44; ρ = 1000 kg/m3

Phantom section: Right Section

DASY5 Configuration:

- Probe: EX3DV4 - SN7514; ConvF(7.25, 7.25, 7.25) @ 2300 MHz; Calibrated: 8/27/2018
- Sensor-Surface: 1.4mm (Mechanical Surface Detection)
- Electronics: DAE4 Sn1555; Calibrated: 8/20/2018
- Phantom: MFP_V5.1C ; Type: QD 000 P51CA; Serial: 1062
- Measurement SW: DASY52, Version 52.10 (1); SEMCAD X Version 14.6.11 (7439)

Dipole Calibration/Zoom Scan (7x7x7) (7x7x7)/Cube 0: Measurement grid: dx=5mm, dy=5mm, dz=5mm

Reference Value = 97.37 V/m; Power Drift = -0.01 dB

Peak SAR (extrapolated) = 23.9 W/kg

SAR(1 g) = 11.9 W/kg; SAR(10 g) = 5.64 W/kg

Maximum value of SAR (measured) = 19.4 W/kg



0 dB = 19.4 W/kg = 12.88 dBW/kg

In Collaboration with
s p e a g
CALIBRATION LABORATORY

Add: No.51 Xueyuan Road, Haidian District, Beijing, 100191, China
Tel: +86-10-62304633-2079 Fax: +86-10-62304633-2504
E-mail: cttl@chinattl.com http://www.chinattl.cn

Impedance Measurement Plot for Body TSL

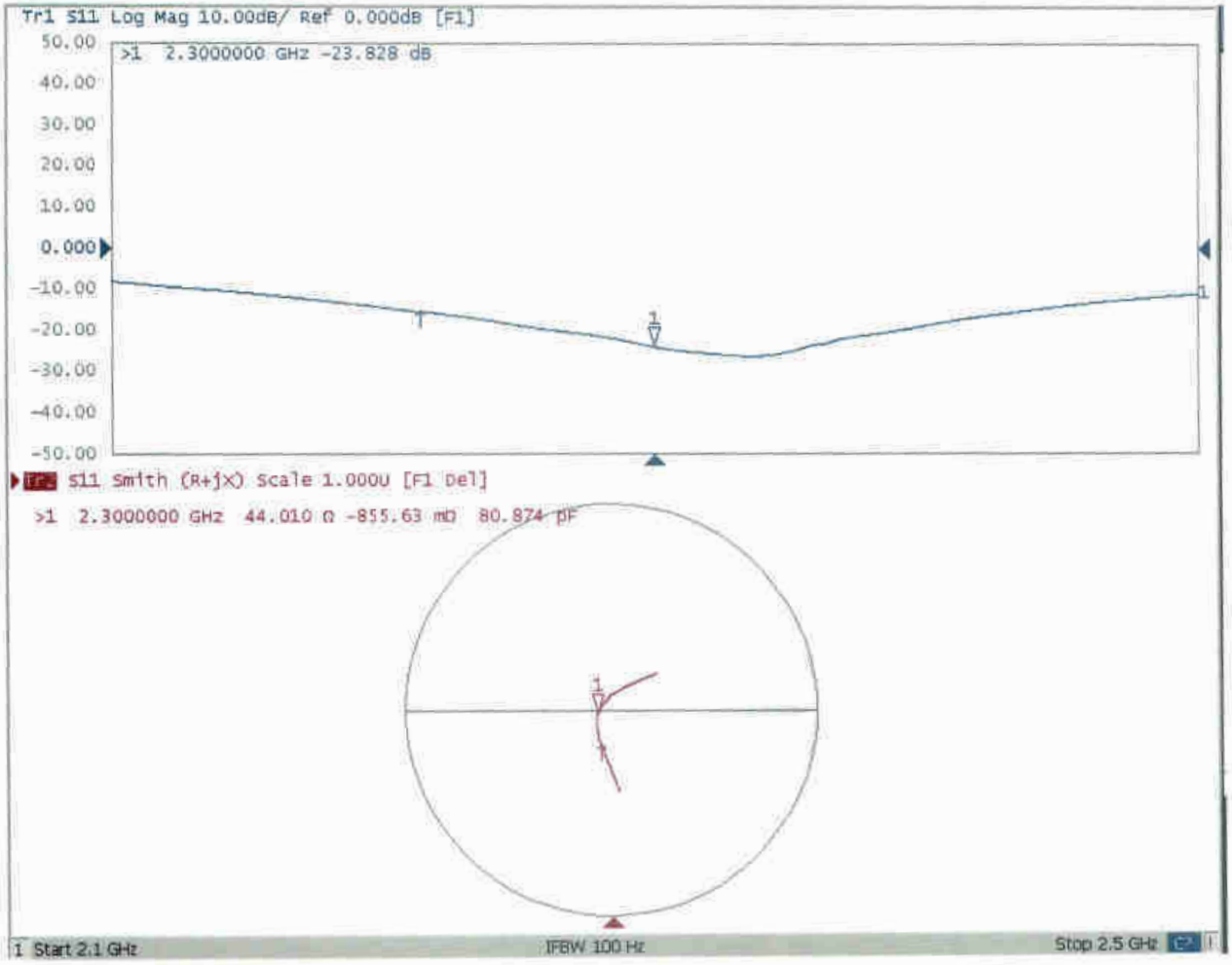

D2300V2, Serial No. 1055 Extended Dipole Calibrations

Referring to KDB 865664 D01 v01r02, if dipoles are verified in return loss (<-20dB, within 20% of prior calibration), and in impedance (within 5 ohm of prior calibration), the annual calibration is not necessary and the calibration interval can be extended.

2300V2 – serial no. 1055						
	2300 Head					
Date of Measurement	Return-Loss (dB)	Delta (%)	Real Impedance (ohm)	Delta (ohm)	Imaginary Impedance (ohm)	Delta (ohm)
2018.09.20	-25.9		45.6		-2.03	
2019.09.19	-25.3	0.02	46.1	-0.5	-2.09	0.06

<Justification of the extended calibration>

The return loss is < -20dB, within 20% of prior calibration; the impedance is within 5 ohm of prior calibration. Therefore the verification result should support extended calibration.

Dipole Verification Data> D2300V2, serial no. 1055

2300MHz – Head

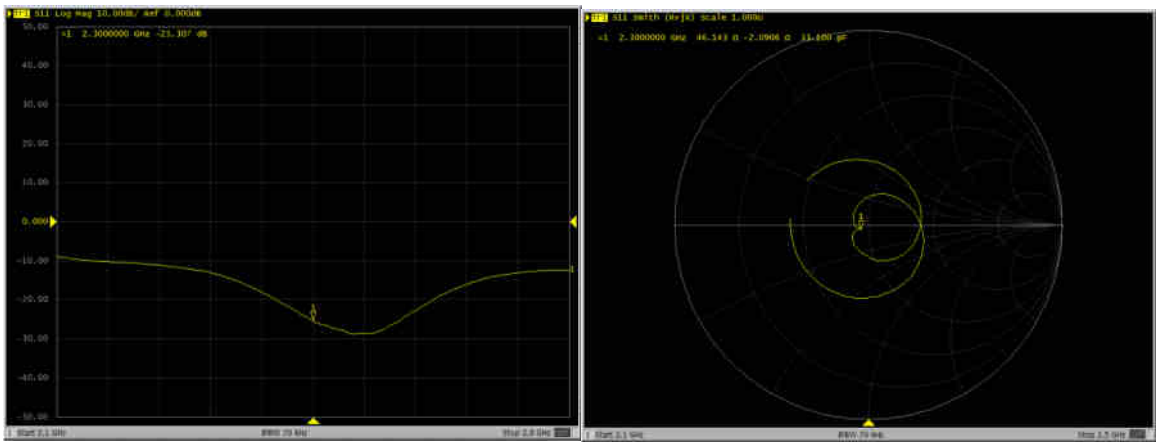

In Collaboration with
s p e a g
CALIBRATION LABORATORY

Add: No.51 Xueyuan Road, Haidian District, Beijing, 100191, China
Tel: +86-10-62304633-2079 Fax: +86-10-62304633-2504
E-mail: cttl@chinattl.com http://www.chinattl.cn

中国认可
国际互认
校准
CALIBRATION
CNAS L0570

Client **Sporton** **Certificate No: Z19-60087**

CALIBRATION CERTIFICATE

Object	D2450V2 - SN: 908
Calibration Procedure(s)	FF-Z11-003-01 Calibration Procedures for dipole validation kits
Calibration date:	March 25, 2019

This calibration Certificate documents the traceability to national standards, which realize the physical units of measurements(SI). The measurements and the uncertainties with confidence probability are given on the following pages and are part of the certificate.

All calibrations have been conducted in the closed laboratory facility: environment temperature(22±3)℃ and humidity<70%.

Calibration Equipment used (M&TE critical for calibration)

Primary Standards	ID #	Cal Date(Calibrated by, Certificate No.)	Scheduled Calibration
Power Meter NRP2	106277	20-Aug-18 (CTTL, No.J18X06862)	Aug-19
Power sensor NRP8S	104291	20-Aug-18 (CTTL, No.J18X06862)	Aug-19
Reference Probe EX3DV4	SN 3617	31-Jan-19(SPEAG,No.EX3-3617_Jan19)	Jan-20
DAE4	SN 1331	06-Feb-19(SPEAG,No.DAE4-1331_Feb19)	Feb-20
Secondary Standards	**ID #**	**Cal Date(Calibrated by, Certificate No.)**	**Scheduled Calibration**
Signal Generator E4438C	MY49071430	23-Jan-19 (CTTL, No.J19X00336)	Jan-20
NetworkAnalyzer E5071C	MY46110673	24-Jan-19 (CTTL, No.J19X00547)	Jan-20

	Name	Function	Signature
Calibrated by:	Zhao Jing	SAR Test Engineer	
Reviewed by:	Lin Hao	SAR Test Engineer	
Approved by:	Qi Dianyuan	SAR Project Leader	

Issued: March 28, 2019

This calibration certificate shall not be reproduced except in full without written approval of the laboratory.

Add: No.51 Xueyuan Road, Haidian District, Beijing, 100191, China
Tel: +86-10-62304633-2079 Fax: +86-10-62304633-2504
E-mail: cttl@chinattl.com http://www.chinattl.cn

Glossary:

TSL	tissue simulating liquid
ConvF	sensitivity in TSL / NORMx,y,z
N/A	not applicable or not measured

Calibration is Performed According to the Following Standards:

a) IEEE Std 1528-2013, "IEEE Recommended Practice for Determining the Peak Spatial-Averaged Specific Absorption Rate (SAR) in the Human Head from Wireless Communications Devices: Measurement Techniques", June 2013

b) IEC 62209-1, "Measurement procedure for assessment of specific absorption rate of human exposure to radio frequency fields from hand-held and body-mounted wireless communication devices- Part 1: Device used next to the ear (Frequency range of 300MHz to 6GHz)", July 2016

c) IEC 62209-2, "Procedure to measure the Specific Absorption Rate (SAR) For wireless communication devices used in close proximity to the human body (frequency range of 30MHz to 6GHz)", March 2010

d) KDB865664, SAR Measurement Requirements for 100 MHz to 6 GHz

Additional Documentation:

e) DASY4/5 System Handbook

Methods Applied and Interpretation of Parameters:

- *Measurement Conditions:* Further details are available from the Validation Report at the end of the certificate. All figures stated in the certificate are valid at the frequency indicated.
- *Antenna Parameters with TSL:* The dipole is mounted with the spacer to position its feed point exactly below the center marking of the flat phantom section, with the arms oriented parallel to the body axis.
- *Feed Point Impedance and Return Loss:* These parameters are measured with the dipole positioned under the liquid filled phantom. The impedance stated is transformed from the measurement at the SMA connector to the feed point. The Return Loss ensures low reflected power. No uncertainty required.
- *Electrical Delay:* One-way delay between the SMA connector and the antenna feed point. No uncertainty required.
- *SAR measured:* SAR measured at the stated antenna input power.
- *SAR normalized:* SAR as measured, normalized to an input power of 1 W at the antenna connector.
- *SAR for nominal TSL parameters:* The measured TSL parameters are used to calculate the nominal SAR result.

The reported uncertainty of measurement is stated as the standard uncertainty of Measurement multiplied by the coverage factor k=2, which for a normal distribution Corresponds to a coverage probability of approximately 95%.

Add: No.51 Xueyuan Road, Haidian District, Beijing, 100191, China
Tel: +86-10-62304633-2079 Fax: +86-10-62304633-2504
E-mail: cttl@chinattl.com http://www.chinattl.cn

Measurement Conditions

DASY system configuration, as far as not given on page 1.

DASY Version	DASY52	52.10.2.1495
Extrapolation	Advanced Extrapolation	
Phantom	Triple Flat Phantom 5.1C	
Distance Dipole Center - TSL	10 mm	with Spacer
Zoom Scan Resolution	dx, dy, dz = 5 mm	
Frequency	2450 MHz ± 1 MHz	

Head TSL parameters

The following parameters and calculations were applied.

	Temperature	Permittivity	Conductivity
Nominal Head TSL parameters	22.0 °C	39.2	1.80 mho/m
Measured Head TSL parameters	(22.0 ± 0.2) °C	39.6 ± 6 %	1.84 mho/m ± 6 %
Head TSL temperature change during test	<1.0 °C	----	----

SAR result with Head TSL

SAR averaged over 1 cm^3 (1 g) of Head TSL	Condition	
SAR measured	250 mW input power	13.3 W/kg
SAR for nominal Head TSL parameters	normalized to 1W	**52.8 W/kg ± 18.8 % (k=2)**
SAR averaged over 10 cm^3 (10 g) of Head TSL	Condition	
SAR measured	250 mW input power	6.07 W/kg
SAR for nominal Head TSL parameters	normalized to 1W	**24.2 W/kg ± 18.7 % (k=2)**

Body TSL parameters

The following parameters and calculations were applied.

	Temperature	Permittivity	Conductivity
Nominal Body TSL parameters	22.0 °C	52.7	1.95 mho/m
Measured Body TSL parameters	(22.0 ± 0.2) °C	53.8 ± 6 %	2.00 mho/m ± 6 %
Body TSL temperature change during test	<1.0 °C	----	----

SAR result with Body TSL

SAR averaged over 1 cm^3 (1 g) of Body TSL	Condition	
SAR measured	250 mW input power	12.8 W/kg
SAR for nominal Body TSL parameters	normalized to 1W	**50.8 W/kg ± 18.8 % (k=2)**
SAR averaged over 10 cm^3 (10 g) of Body TSL	Condition	
SAR measured	250 mW input power	5.91 W/kg
SAR for nominal Body TSL parameters	normalized to 1W	**23.6 W/kg ± 18.7 % (k=2)**

Add: No.51 Xueyuan Road, Haidian District, Beijing, 100191, China
Tel: +86-10-62304633-2079 Fax: +86-10-62304633-2504
E-mail: cttl@chinattl.com http://www.chinattl.cn

Appendix (Additional assessments outside the scope of CNAS L0570)

Antenna Parameters with Head TSL

Impedance, transformed to feed point	57.3Ω+ 5.18 jΩ
Return Loss	- 21.6dB

Antenna Parameters with Body TSL

Impedance, transformed to feed point	52.6Ω+ 5.81 jΩ
Return Loss	- 24.1dB

General Antenna Parameters and Design

Electrical Delay (one direction)	1.020 ns

After long term use with 100W radiated power, only a slight warming of the dipole near the feedpoint can be measured.

The dipole is made of standard semirigid coaxial cable. The center conductor of the feeding line is directly connected to the second arm of the dipole. The antenna is therefore short-circuited for DC-signals. On some of the dipoles, small end caps are added to the dipole arms in order to improve matching when loaded according to the position as explained in the "Measurement Conditions" paragraph. The SAR data are not affected by this change. The overall dipole length is still according to the Standard.
No excessive force must be applied to the dipole arms, because they might bend or the soldered connections near the feedpoint may be damaged.

Additional EUT Data

Manufactured by	SPEAG

In Collaboration with
s p e a g
CALIBRATION LABORATORY

Add: No.51 Xueyuan Road, Haidian District, Beijing, 100191, China
Tel: +86-10-62304633-2079 Fax: +86-10-62304633-2504
E-mail: cttl@chinattl.com http://www.chinattl.cn

DASY5 Validation Report for Head TSL Date: 03.25.2019

Test Laboratory: CTTL, Beijing, China

DUT: Dipole 2450 MHz; Type: D2450V2; Serial: D2450V2 - SN: 908

Communication System: UID 0, CW; Frequency: 2450 MHz; Duty Cycle: 1:1

Medium parameters used: f = 2450 MHz; σ = 1.841 S/m; ε_r = 39.63; ρ = 1000 kg/m3

Phantom section: Right Section

DASY5 Configuration:

- Probe: EX3DV4 - SN3617; ConvF(7.62, 7.62, 7.62) @ 2450 MHz; Calibrated: 1/31/2019
- Sensor-Surface: 1.4mm (Mechanical Surface Detection)
- Electronics: DAE4 Sn1331; Calibrated: 2/6/2019
- Phantom: MFP_V5.1C ; Type: QD 000 P51CA; Serial: 1062
- Measurement SW: DASY52, Version 52.10 (2); SEMCAD X Version 14.6.12 (7450)

Dipole Calibration/Zoom Scan (7x7x7) (7x7x7)/Cube 0: Measurement grid: dx=5mm, dy=5mm, dz=5mm

Reference Value = 96.04 V/m; Power Drift = 0.04 dB

Peak SAR (extrapolated) = 28.3 W/kg

SAR(1 g) = 13.3 W/kg; SAR(10 g) = 6.07 W/kg

Maximum value of SAR (measured) = 22.4 W/kg

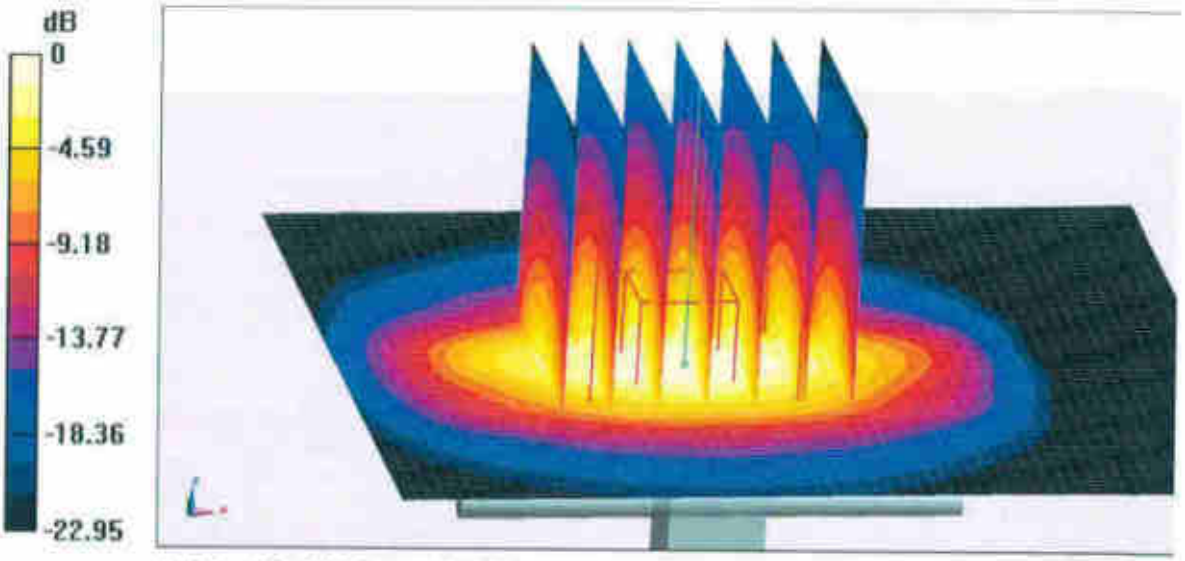

0 dB = 22.4 W/kg = 13.50 dBW/kg

In Collaboration with
s p e a g
CALIBRATION LABORATORY
Add: No.51 Xueyuan Road, Haidian District, Beijing, 100191, China
Tel: +86-10-62304633-2079 Fax: +86-10-62304633-2504
E-mail: cttl@chinattl.com http://www.chinattl.cn

Impedance Measurement Plot for Head TSL

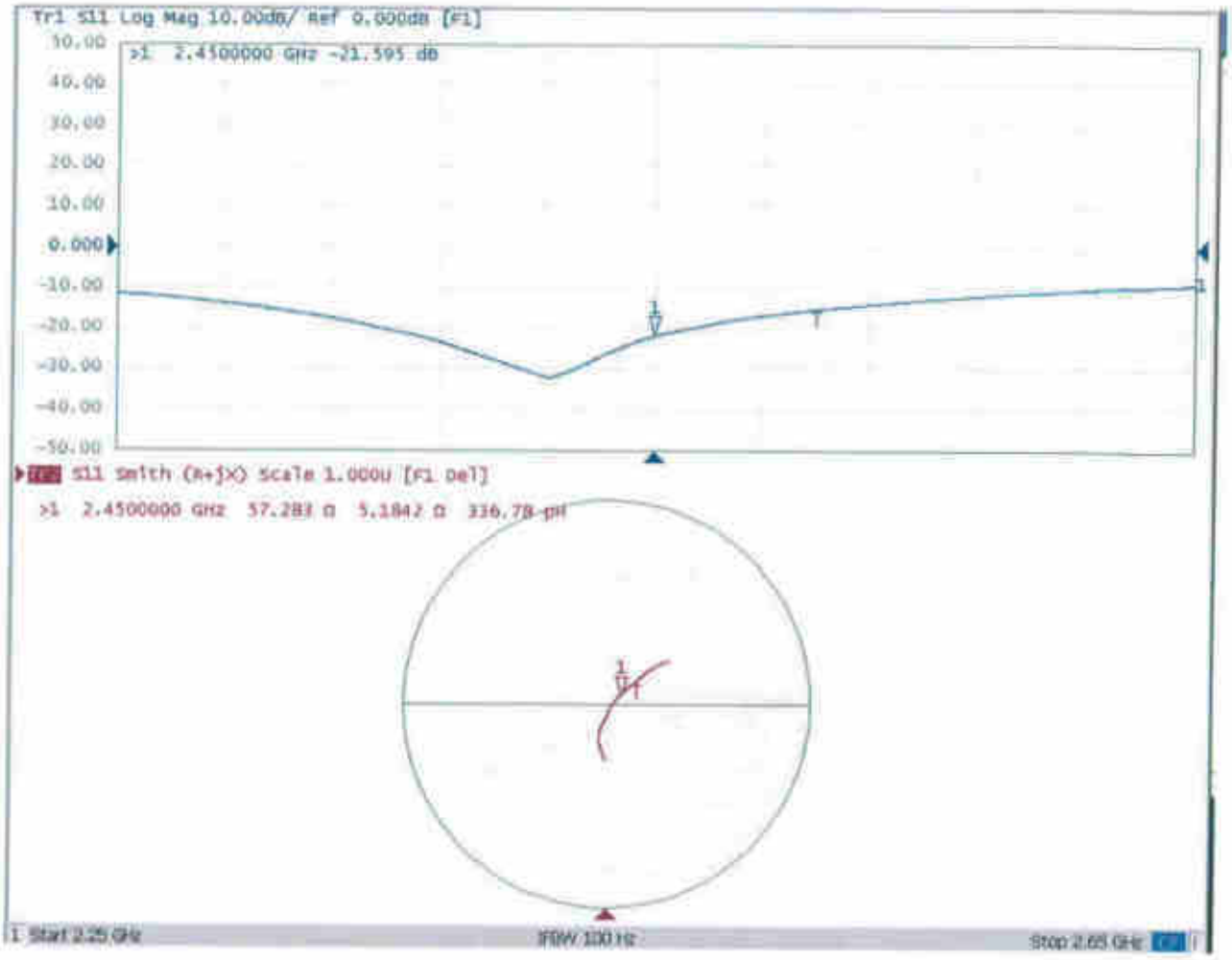

In Collaboration with
s p e a g
CALIBRATION LABORATORY

Add: No.51 Xueyuan Road, Haidian District, Beijing, 100191, China
Tel: +86-10-62304633-2079 Fax: +86-10-62304633-2504
E-mail: cttl@chinattl.com http://www.chinattl.cn

DASY5 Validation Report for Body TSL Date: 03.25.2019

Test Laboratory: CTTL, Beijing, China

DUT: Dipole 2450 MHz; Type: D2450V2; Serial: D2450V2 - SN: 908

Communication System: UID 0, CW; Frequency: 2450 MHz; Duty Cycle: 1:1

Medium parameters used: f = 2450 MHz; σ = 2.003 S/m; ε_r = 53.78; ρ = 1000 kg/m3

Phantom section: Center Section

DASY5 Configuration:

- Probe: EX3DV4 - SN3617; ConvF(7.79, 7.79, 7.79) @ 2450 MHz; Calibrated: 1/31/2019
- Sensor-Surface: 1.4mm (Mechanical Surface Detection)
- Electronics: DAE4 Sn1331; Calibrated: 2/6/2019
- Phantom: MFP_V5.1C ; Type: QD 000 P51CA; Serial: 1062
- Measurement SW: DASY52, Version 52.10 (2); SEMCAD X Version 14.6.12 (7450)

Dipole Calibration/Zoom Scan (7x7x7) (7x7x7)/Cube 0: Measurement grid: dx=5mm, dy=5mm, dz=5mm

Reference Value = 95.51 V/m; Power Drift = -0.02 dB

Peak SAR (extrapolated) = 27.1 W/kg

SAR(1 g) = 12.8 W/kg; SAR(10 g) = 5.91 W/kg

Maximum value of SAR (measured) = 21.4 W/kg

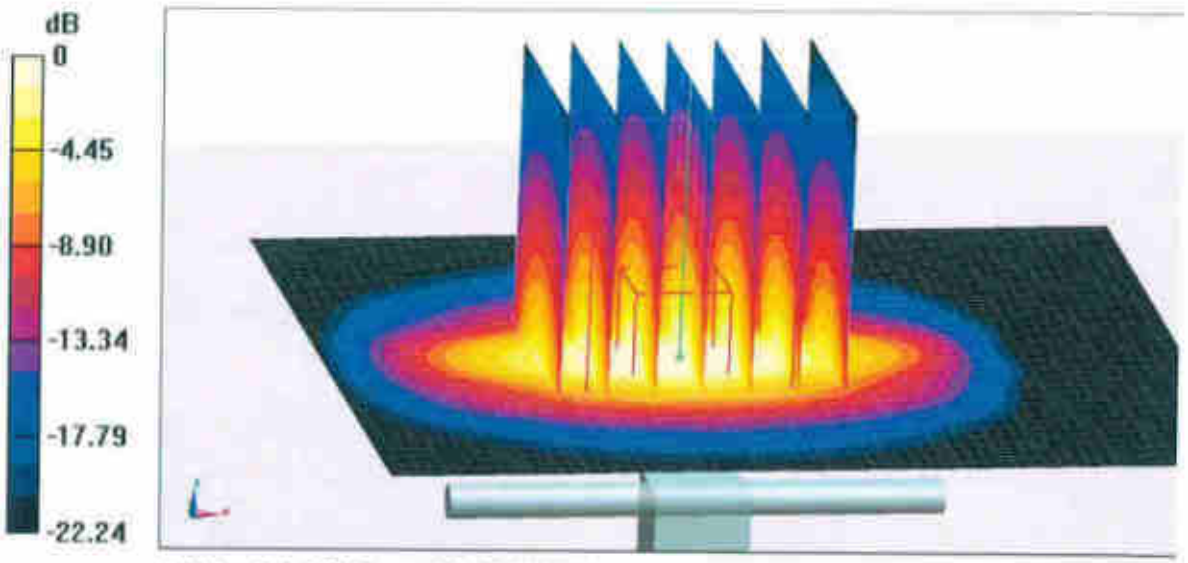

0 dB = 21.4 W/kg = 13.30 dBW/kg

In Collaboration with
s p e a g
CALIBRATION LABORATORY
Add: No.51 Xueyuan Road, Haidian District, Beijing, 100191, China
Tel: +86-10-62304633-2079 Fax: +86-10-62304633-2504
E-mail: cttl@chinattl.com http://www.chinattl.cn

Impedance Measurement Plot for Body TSL

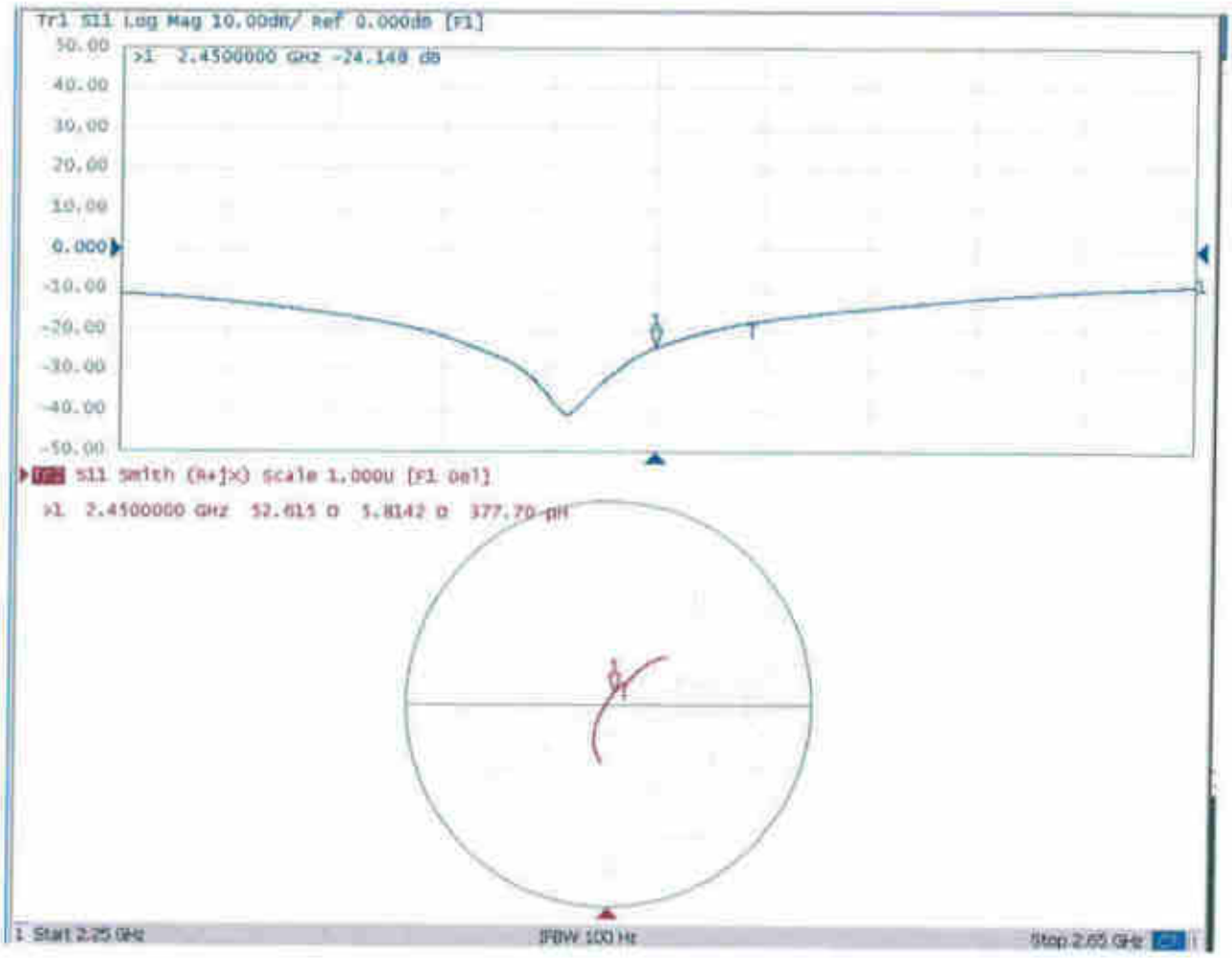

D2450V2, Serial No. 908 Extended Dipole Calibrations

Referring to KDB 865664 D01 v01r02, if dipoles are verified in return loss (<-20dB, within 20% of prior calibration), and in impedance (within 5 ohm of prior calibration), the annual calibration is not necessary and the calibration interval can be extended.

2450V2 – serial no. 908												
	2450 Head						2450 Body					
Date of Measurement	Return-Loss (dB)	Delta (%)	Real Impedance (ohm)	Delta (ohm)	Imaginary Impedance (ohm)	Delta (ohm)	Return-Loss (dB)	Delta (%)	Real Impedance (ohm)	Delta (ohm)	Imaginary Impedance (ohm)	Delta (ohm)
2019.3.25	-21.6		57.3		5.2		-24.1		52.6		5.8	
2020.3.24	-22.7	-0.05	57.5	-0.18	2.4	2.81	-26.1	-0.08	55.01	-2.40	1.493	4.32

<Justification of the extended calibration>

The return loss is < -20dB, within 20% of prior calibration; the impedance is within 5 ohm of prior calibration. Therefore the verification result should support extended calibration.

Dipole Verification Data> D2450V2, serial no. 908

2450MHz – Head

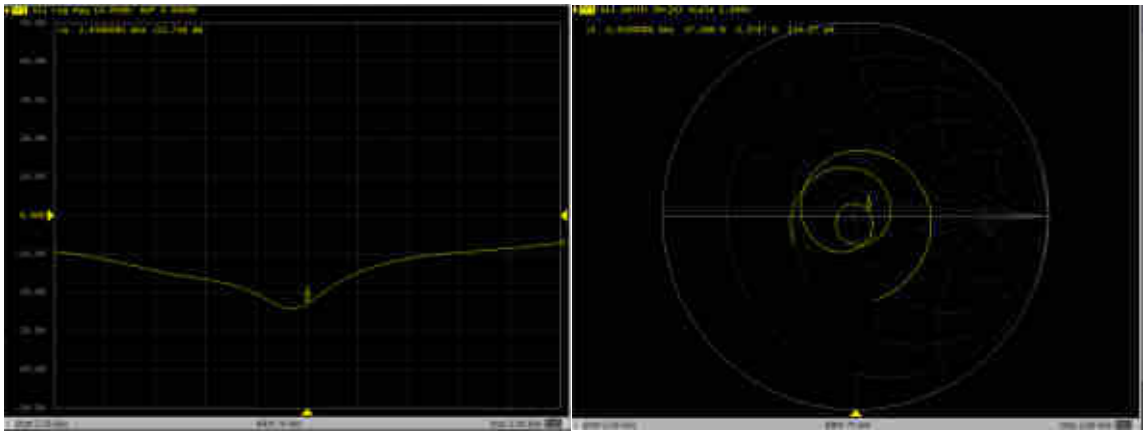

2450MHz – Body

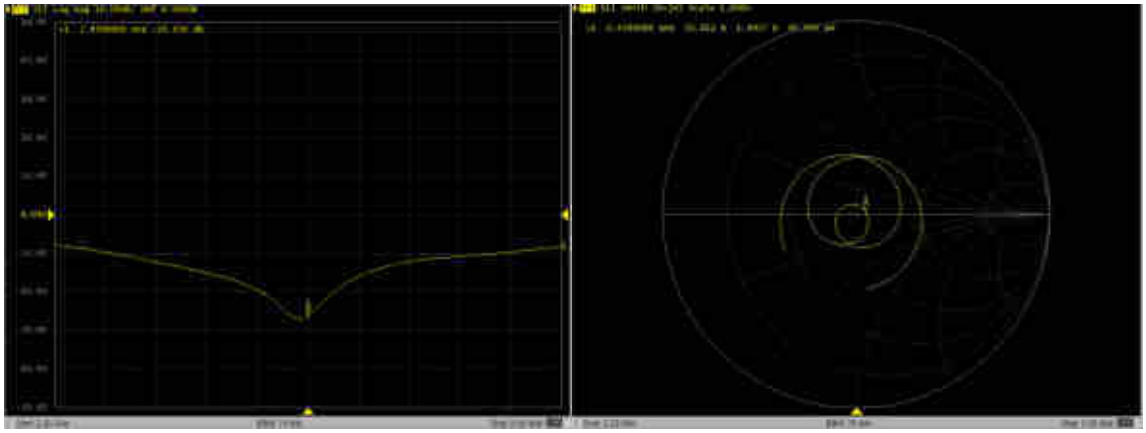

SPORTON INTERNATIONAL (KUNSHAN) INC.
TEL : 86-0512-5790-0158
FAX : 86-0512-5790-0958

Calibration Laboratory of
Schmid & Partner
Engineering AG
Zeughausstrasse 43, 8004 Zurich, Switzerland

S Schweizerischer Kalibrierdienst
C Service suisse d'étalonnage
Servizio svizzero di taratura
S Swiss Calibration Service

Accredited by the Swiss Accreditation Service (SAS)
The Swiss Accreditation Service is one of the signatories to the EA Multilateral Agreement for the recognition of calibration certificates

Accreditation No.: SCS 0108

Client Sporton

Certificate No: D5GHzV2-1113_Sep19

CALIBRATION CERTIFICATE

Object	D5GHzV2 - SN:1113
Calibration procedure(s)	QA CAL-22.v4 Calibration Procedure for SAR Validation Sources between 3-6 GHz
Calibration date:	September 24, 2019

This calibration certificate documents the traceability to national standards, which realize the physical units of measurements (SI). The measurements and the uncertainties with confidence probability are given on the following pages and are part of the certificate.

All calibrations have been conducted in the closed laboratory facility: environment temperature (22 ± 3)°C and humidity < 70%.

Calibration Equipment used (M&TE critical for calibration)

Primary Standards	ID #	Cal Date (Certificate No.)	Scheduled Calibration
Power meter NRP	SN: 104778	03-Apr-19 (No. 217-02892/02893)	Apr-20
Power sensor NRP-Z91	SN: 103244	03-Apr-19 (No. 217-02892)	Apr-20
Power sensor NRP-Z91	SN: 103245	03-Apr-19 (No. 217-02893)	Apr-20
Reference 20 dB Attenuator	SN: 5058 (20k)	04-Apr-19 (No. 217-02894)	Apr-20
Type-N mismatch combination	SN: 5047.2 / 06327	04-Apr-19 (No. 217-02895)	Apr-20
Reference Probe EX3DV4	SN: 3503	25-Mar-19 (No. EX3-3503_Mar19)	Mar-20
DAE4	SN: 601	30-Apr-19 (No. DAE4-601_Apr19)	Apr-20

Secondary Standards	ID #	Check Date (in house)	Scheduled Check
Power meter E4419B	SN: GB39512475	30-Oct-14 (in house check Feb-19)	In house check: Oct-20
Power sensor HP 8481A	SN: US37292783	07-Oct-15 (in house check Oct-18)	In house check: Oct-20
Power sensor HP 8481A	SN: MY41092317	07-Oct-15 (in house check Oct-18)	In house check: Oct-20
RF generator R&S SMT-06	SN: 100972	15-Jun-15 (in house check Oct-18)	In house check: Oct-20
Network Analyzer Agilent E8358A	SN: US41080477	31-Mar-14 (in house check Oct-18)	In house check: Oct-19

	Name	Function	Signature
Calibrated by:	Jeton Kastrati	Laboratory Technician	
Approved by:	Katja Pokovic	Technical Manager	

Issued: September 25, 2019

This calibration certificate shall not be reproduced except in full without written approval of the laboratory.

Glossary:

TSL	tissue simulating liquid
ConvF	sensitivity in TSL / NORM x,y,z
N/A	not applicable or not measured

Calibration is Performed According to the Following Standards:

a) IEEE Std 1528-2013, "IEEE Recommended Practice for Determining the Peak Spatial-Averaged Specific Absorption Rate (SAR) in the Human Head from Wireless Communications Devices: Measurement Techniques", June 2013
b) IEC 62209-1, "Measurement procedure for the assessment of Specific Absorption Rate (SAR) from hand-held and body-mounted devices used next to the ear (frequency range of 300 MHz to 6 GHz)", July 2016
c) IEC 62209-2, "Procedure to determine the Specific Absorption Rate (SAR) for wireless communication devices used in close proximity to the human body (frequency range of 30 MHz to 6 GHz)", March 2010
d) KDB 865664, "SAR Measurement Requirements for 100 MHz to 6 GHz"

Additional Documentation:

e) DASY4/5 System Handbook

Methods Applied and Interpretation of Parameters:

- *Measurement Conditions:* Further details are available from the Validation Report at the end of the certificate. All figures stated in the certificate are valid at the frequency indicated.
- *Antenna Parameters with TSL:* The dipole is mounted with the spacer to position its feed point exactly below the center marking of the flat phantom section, with the arms oriented parallel to the body axis.
- *Feed Point Impedance and Return Loss:* These parameters are measured with the dipole positioned under the liquid filled phantom. The impedance stated is transformed from the measurement at the SMA connector to the feed point. The Return Loss ensures low reflected power. No uncertainty required.
- *Electrical Delay:* One-way delay between the SMA connector and the antenna feed point. No uncertainty required.
- *SAR measured:* SAR measured at the stated antenna input power.
- *SAR normalized:* SAR as measured, normalized to an input power of 1 W at the antenna connector.
- *SAR for nominal TSL parameters:* The measured TSL parameters are used to calculate the nominal SAR result.

The reported uncertainty of measurement is stated as the standard uncertainty of measurement multiplied by the coverage factor k=2, which for a normal distribution corresponds to a coverage probability of approximately 95%.

Measurement Conditions

DASY system configuration, as far as not given on page 1.

DASY Version	DASY5	V52.10.2
Extrapolation	Advanced Extrapolation	
Phantom	Modular Flat Phantom V5.0	
Distance Dipole Center - TSL	10 mm	with Spacer
Zoom Scan Resolution	dx, dy = 4.0 mm, dz = 1.4 mm	Graded Ratio = 1.4 (Z direction)
Frequency	5250 MHz ± 1 MHz 5600 MHz ± 1 MHz 5750 MHz ± 1 MHz	

Head TSL parameters at 5250 MHz

The following parameters and calculations were applied.

	Temperature	**Permittivity**	**Conductivity**
Nominal Head TSL parameters	22.0 °C	35.9	4.71 mho/m
Measured Head TSL parameters	(22.0 ± 0.2) °C	35.1 ± 6 %	4.53 mho/m ± 6 %
Head TSL temperature change during test	< 0.5 °C	----	----

SAR result with Head TSL at 5250 MHz

SAR averaged over 1 cm^3 (1 g) of Head TSL	Condition	
SAR measured	100 mW input power	8.09 W/kg
SAR for nominal Head TSL parameters	normalized to 1W	**80.5 W/kg ± 19.9 % (k=2)**

SAR averaged over 10 cm^3 (10 g) of Head TSL	condition	
SAR measured	100 mW input power	2.33 W/kg
SAR for nominal Head TSL parameters	normalized to 1W	**23.1 W/kg ± 19.5 % (k=2)**

Head TSL parameters at 5600 MHz

The following parameters and calculations were applied.

	Temperature	**Permittivity**	**Conductivity**
Nominal Head TSL parameters	22.0 °C	35.5	5.07 mho/m
Measured Head TSL parameters	(22.0 ± 0.2) °C	34.6 ± 6 %	4.88 mho/m ± 6 %
Head TSL temperature change during test	< 0.5 °C	----	----

SAR result with Head TSL at 5600 MHz

SAR averaged over 1 cm^3 (1 g) of Head TSL	Condition	
SAR measured	100 mW input power	8.40 W/kg
SAR for nominal Head TSL parameters	normalized to 1W	**83.4 W/kg ± 19.9 % (k=2)**

SAR averaged over 10 cm^3 (10 g) of Head TSL	condition	
SAR measured	100 mW input power	2.40 W/kg
SAR for nominal Head TSL parameters	normalized to 1W	**23.8 W/kg ± 19.5 % (k=2)**

Head TSL parameters at 5750 MHz

The following parameters and calculations were applied.

	Temperature	Permittivity	Conductivity
Nominal Head TSL parameters	22.0 °C	35.4	5.22 mho/m
Measured Head TSL parameters	(22.0 ± 0.2) °C	34.4 ± 6 %	5.03 mho/m ± 6 %
Head TSL temperature change during test	< 0.5 °C	----	----

SAR result with Head TSL at 5750 MHz

SAR averaged over 1 cm^3 (1 g) of Head TSL	Condition	
SAR measured	100 mW input power	8.06 W/kg
SAR for nominal Head TSL parameters	normalized to 1W	**80.0 W/kg ± 19.9 % (k=2)**

SAR averaged over 10 cm^3 (10 g) of Head TSL	condition	
SAR measured	100 mW input power	2.30 W/kg
SAR for nominal Head TSL parameters	normalized to 1W	**22.8 W/kg ± 19.5 % (k=2)**

Appendix (Additional assessments outside the scope of SCS 0108)

Antenna Parameters with Head TSL at 5250 MHz

Impedance, transformed to feed point	51.7 Ω - 6.2 jΩ
Return Loss	- 24.0 dB

Antenna Parameters with Head TSL at 5600 MHz

Impedance, transformed to feed point	56.0 Ω - 2.7 jΩ
Return Loss	- 24.1 dB

Antenna Parameters with Head TSL at 5750 MHz

Impedance, transformed to feed point	56.7 Ω - 1.0 jΩ
Return Loss	- 23.9 dB

General Antenna Parameters and Design

Electrical Delay (one direction)	1.195 ns

After long term use with 100W radiated power, only a slight warming of the dipole near the feedpoint can be measured.

The dipole is made of standard semirigid coaxial cable. The center conductor of the feeding line is directly connected to the second arm of the dipole. The antenna is therefore short-circuited for DC-signals. On some of the dipoles, small end caps are added to the dipole arms in order to improve matching when loaded according to the position as explained in the "Measurement Conditions" paragraph. The SAR data are not affected by this change. The overall dipole length is still according to the Standard.
No excessive force must be applied to the dipole arms, because they might bend or the soldered connections near the feedpoint may be damaged.

Additional EUT Data

Manufactured by	SPEAG

DASY5 Validation Report for Head TSL

Date: 24.09.2019

Test Laboratory: SPEAG, Zurich, Switzerland

DUT: Dipole D5GHzV2; Type: D5GHzV2; Serial: D5GHzV2 - SN:1113

Communication System: UID 0 - CW; Frequency: 5250 MHz, Frequency: 5600 MHz, Frequency: 5750 MHz
Medium parameters used: f = 5250 MHz; σ = 4.53 S/m; ε_r = 35.1; ρ = 1000 kg/m^3 ,
Medium parameters used: f = 5600 MHz; σ = 4.88 S/m; ε_r = 34.6; ρ = 1000 kg/m^3 ,
Medium parameters used: f = 5750 MHz; σ = 5.03 S/m; ε_r = 34.4; ρ = 1000 kg/m^3
Phantom section: Flat Section
Measurement Standard: DASY5 (IEEE/IEC/ANSI C63.19-2011)

DASY52 Configuration:

- Probe: EX3DV4 - SN3503; ConvF(5.4, 5.4, 5.4) @ 5250 MHz, ConvF(4.95, 4.95, 4.95) @ 5600 MHz, ConvF(4.98, 4.98, 4.98) @ 5750 MHz; Calibrated: 25.03.2019
- Sensor-Surface: 1.4mm (Mechanical Surface Detection)
- Electronics: DAE4 Sn601; Calibrated: 30.04.2019
- Phantom: Flat Phantom 5.0 (front); Type: QD 000 P50 AA; Serial: 1001
- DASY52 52.10.2(1504); SEMCAD X 14.6.12(7470)

Dipole Calibration for Head Tissue/Pin=100mW, dist=10mm, f=5250 MHz/Zoom Scan, dist=1.4mm (8x8x7)/Cube 0: Measurement grid: dx=4mm, dy=4mm, dz=1.4mm
Reference Value = 78.54 V/m; Power Drift = 0.01 dB
Peak SAR (extrapolated) = 27.9 W/kg
SAR(1 g) = 8.09 W/kg; SAR(10 g) = 2.33 W/kg
Maximum value of SAR (measured) = 18.1 W/kg

Dipole Calibration for Head Tissue/Pin=100mW, dist=10mm, f=5600 MHz/Zoom Scan, dist=1.4mm (8x8x7)/Cube 0: Measurement grid: dx=4mm, dy=4mm, dz=1.4mm
Reference Value = 78.00 V/m; Power Drift = 0.02 dB
Peak SAR (extrapolated) = 31.1 W/kg
SAR(1 g) = 8.40 W/kg; SAR(10 g) = 2.40 W/kg
Maximum value of SAR (measured) = 19.4 W/kg

Dipole Calibration for Head Tissue/Pin=100mW, dist=10mm, f=5750 MHz/Zoom Scan, dist=1.4mm (8x8x7)/Cube 0: Measurement grid: dx=4mm, dy=4mm, dz=1.4mm
Reference Value = 75.13 V/m; Power Drift = 0.03 dB
Peak SAR (extrapolated) = 31.8 W/kg
SAR(1 g) = 8.06 W/kg; SAR(10 g) = 2.30 W/kg
Maximum value of SAR (measured) = 19.0 W/kg

0 dB = 18.1 W/kg = 12.58 dBW/kg

Impedance Measurement Plot for Head TSL

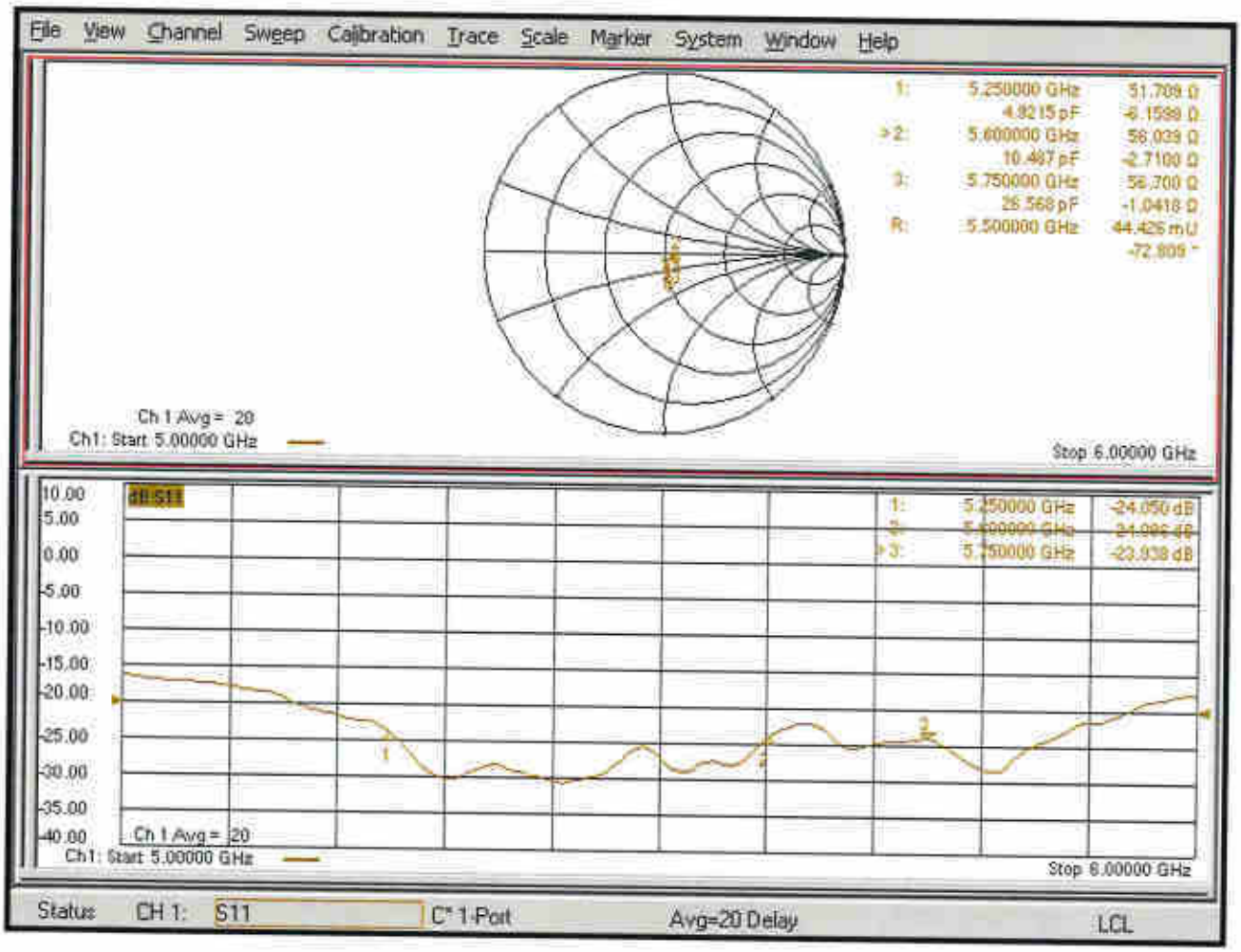

Calibration Laboratory of
Schmid & Partner
Engineering AG
Zeughausstrasse 43, 8004 Zurich, Switzerland

S Schweizerischer Kalibrierdienst
C Service suisse d'étalonnage
Servizio svizzero di taratura
S Swiss Calibration Service

Accredited by the Swiss Accreditation Service (SAS)
The Swiss Accreditation Service is one of the signatories to the EA Multilateral Agreement for the recognition of calibration certificates

Accreditation No.: SCS 0108

Client **Sporton**

Certificate No: DAE4-1358_Apr20

CALIBRATION CERTIFICATE

Object	DAE4 - SD 000 D04 BN - SN: 1358
Calibration procedure(s)	QA CAL-06.v30 Calibration procedure for the data acquisition electronics (DAE)
Calibration date:	April 28, 2020

This calibration certificate documents the traceability to national standards, which realize the physical units of measurements (SI).
The measurements and the uncertainties with confidence probability are given on the following pages and are part of the certificate.

All calibrations have been conducted in the closed laboratory facility: environment temperature (22 ± 3)°C and humidity < 70%.

Calibration Equipment used (M&TE critical for calibration)

Primary Standards	ID #	Cal Date (Certificate No.)	Scheduled Calibration
Keithley Multimeter Type 2001	SN: 0810278	03-Sep-19 (No:25949)	Sep-20
Secondary Standards	**ID #**	**Check Date (in house)**	**Scheduled Check**
Auto DAE Calibration Unit	SE UWS 053 AA 1001	09-Jan-20 (in house check)	In house check: Jan-21
Calibrator Box V2.1	SE UMS 006 AA 1002	09-Jan-20 (in house check)	In house check: Jan-21

	Name	Function	Signature
Calibrated by:	Eric Hainfeld	Laboratory Technician	
Approved by:	Sven Kühn	Deputy Manager	i.V.

Issued: April 29, 2020

This calibration certificate shall not be reproduced except in full without written approval of the laboratory.

Glossary

DAE	data acquisition electronics
Connector angle	information used in DASY system to align probe sensor X to the robot coordinate system.

Methods Applied and Interpretation of Parameters

- *DC Voltage Measurement:* Calibration Factor assessed for use in DASY system by comparison with a calibrated instrument traceable to national standards. The figure given corresponds to the full scale range of the voltmeter in the respective range.
- *Connector angle*: The angle of the connector is assessed measuring the angle mechanically by a tool inserted. Uncertainty is not required.
- The following parameters as documented in the Appendix contain technical information as a result from the performance test and require no uncertainty.
  - *DC Voltage Measurement Linearity:* Verification of the Linearity at +10% and -10% of the nominal calibration voltage. Influence of offset voltage is included in this measurement.
  - *Common mode sensitivity:* Influence of a positive or negative common mode voltage on the differential measurement.
  - *Channel separation:* Influence of a voltage on the neighbor channels not subject to an input voltage.
  - *AD Converter Values with inputs shorted:* Values on the internal AD converter corresponding to zero input voltage
  - *Input Offset Measurement*: Output voltage and statistical results over a large number of zero voltage measurements.
  - *Input Offset Current:* Typical value for information; Maximum channel input offset current, not considering the input resistance.
  - *Input resistance:* Typical value for information: DAE input resistance at the connector, during internal auto-zeroing and during measurement.
  - *Low Battery Alarm Voltage:* Typical value for information. Below this voltage, a battery alarm signal is generated.
  - *Power consumption:* Typical value for information. Supply currents in various operating modes.

DC Voltage Measurement

A/D - Converter Resolution nominal

High Range:	1LSB =	6.1μV ,	full range =	-100...+300 mV
Low Range:	1LSB =	61nV ,	full range =	-1.....+3mV

DASY measurement parameters: Auto Zero Time: 3 sec; Measuring time: 3 sec

Calibration Factors	X	Y	Z
High Range	403.411 ± 0.02% (k=2)	403.452 ± 0.02% (k=2)	403.463 ± 0.02% (k=2)
Low Range	3.96158 ± 1.50% (k=2)	3.98747 ± 1.50% (k=2)	3.99174 ± 1.50% (k=2)

Connector Angle

Connector Angle to be used in DASY system	113.5 ° ± 1 °

Appendix (Additional assessments outside the scope of SCS0108)

1. DC Voltage Linearity

High Range		Reading (μV)	Difference (μV)	Error (%)
Channel X	+ Input	200024.85	-8.32	-0.00
Channel X	+ Input	20005.36	0.39	0.00
Channel X	- Input	-20003.50	2.72	-0.01
Channel Y	+ Input	200030.06	-2.90	-0.00
Channel Y	+ Input	20004.14	-0.70	-0.00
Channel Y	- Input	-20008.00	-1.63	0.01
Channel Z	+ Input	200034.52	1.89	0.00
Channel Z	+ Input	20005.02	0.16	0.00
Channel Z	- Input	-20007.28	-0.87	0.00

Low Range		Reading (μV)	Difference (μV)	Error (%)
Channel X	+ Input	2000.94	0.03	0.00
Channel X	+ Input	200.94	0.01	0.01
Channel X	- Input	-198.93	0.16	-0.08
Channel Y	+ Input	2000.58	-0.17	-0.01
Channel Y	+ Input	199.97	-0.81	-0.40
Channel Y	- Input	-200.24	-0.99	0.50
Channel Z	+ Input	2000.83	0.21	0.01
Channel Z	+ Input	199.97	-0.67	-0.34
Channel Z	- Input	-199.90	-0.63	0.32

2. Common mode sensitivity

DASY measurement parameters: Auto Zero Time: 3 sec; Measuring time: 3 sec

	Common mode Input Voltage (mV)	High Range Average Reading (μV)	Low Range Average Reading (μV)
Channel X	200	23.26	21.16
	- 200	-21.29	-22.70
Channel Y	200	-27.83	-28.04
	- 200	26.48	26.49
Channel Z	200	-11.47	-11.06
	- 200	9.80	9.70

3. Channel separation

DASY measurement parameters: Auto Zero Time: 3 sec; Measuring time: 3 sec

	Input Voltage (mV)	Channel X (μV)	Channel Y (μV)	Channel Z (μV)
Channel X	200	-	1.92	-3.40
Channel Y	200	8.27	-	3.32
Channel Z	200	9.47	5.42	-

4. AD-Converter Values with inputs shorted

DASY measurement parameters: Auto Zero Time: 3 sec; Measuring time: 3 sec

	High Range (LSB)	Low Range (LSB)
Channel X	15579	16774
Channel Y	16044	14871
Channel Z	16074	16518

5. Input Offset Measurement

DASY measurement parameters: Auto Zero Time: 3 sec; Measuring time: 3 sec
Input 10MΩ

	Average (μV)	min. Offset (μV)	max. Offset (μV)	Std. Deviation (μV)
Channel X	0.87	-0.93	1.98	0.46
Channel Y	-0.62	-1.71	0.15	0.38
Channel Z	-0.46	-1.45	0.52	0.39

6. Input Offset Current

Nominal Input circuitry offset current on all channels: <25fA

7. Input Resistance (Typical values for information)

	Zeroing (kOhm)	Measuring (MOhm)
Channel X	200	200
Channel Y	200	200
Channel Z	200	200

8. Low Battery Alarm Voltage (Typical values for information)

Typical values	Alarm Level (VDC)
Supply (+ Vcc)	+7.9
Supply (- Vcc)	-7.6

9. Power Consumption (Typical values for information)

Typical values	Switched off (mA)	Stand by (mA)	Transmitting (mA)
Supply (+ Vcc)	+0.01	+6	+14
Supply (- Vcc)	–0.01	-8	-9

Calibration Laboratory of
Schmid & Partner
Engineering AG
Zeughausstrasse 43, 8004 Zurich, Switzerland

S Schweizerischer Kalibrierdienst
C Service suisse d'étalonnage
S Servizio svizzero di taratura
Swiss Calibration Service

Accredited by the Swiss Accreditation Service (SAS)
The Swiss Accreditation Service is one of the signatories to the EA Multilateral Agreement for the recognition of calibration certificates

Accreditation No.: SCS 0108

Client **Sporton**

Certificate No: EX3-3935_May20

CALIBRATION CERTIFICATE

Object	EX3DV4 - SN:3935
Calibration procedure(s)	QA CAL-01.v9, QA CAL-14.v5, QA CAL-23.v5, QA CAL-25.v7 Calibration procedure for dosimetric E-field probes
Calibration date:	May 27, 2020

This calibration certificate documents the traceability to national standards, which realize the physical units of measurements (SI).
The measurements and the uncertainties with confidence probability are given on the following pages and are part of the certificate.

All calibrations have been conducted in the closed laboratory facility: environment temperature (22 ± 3)°C and humidity < 70%.

Calibration Equipment used (M&TE critical for calibration)

Primary Standards	ID	Cal Date (Certificate No.)	Scheduled Calibration
Power meter NRP	SN: 104778	01-Apr-20 (No. 217-03100/03101)	Apr-21
Power sensor NRP-Z91	SN: 103244	01-Apr-20 (No. 217-03100)	Apr-21
Power sensor NRP-Z91	SN: 103245	01-Apr-20 (No. 217-03101)	Apr-21
Reference 20 dB Attenuator	SN: CC2552 (20x)	31-Mar-20 (No. 217-03106)	Apr-21
DAE4	SN: 660	27-Dec-19 (No. DAE4-660_Dec19)	Dec-20
Reference Probe ES3DV2	SN: 3013	31-Dec-19 (No. ES3-3013_Dec19)	Dec-20
Secondary Standards	ID	Check Date (in house)	Scheduled Check
Power meter E4419B	SN: GB41293874	06-Apr-16 (in house check Jun-18)	In house check: Jun-20
Power sensor E4412A	SN: MY41498087	06-Apr-16 (in house check Jun-18)	In house check: Jun-20
Power sensor E4412A	SN: 000110210	06-Apr-16 (in house check Jun-18)	In house check: Jun-20
RF generator HP 8648C	SN: US3642U01700	04-Aug-99 (in house check Jun-18)	In house check: Jun-20
Network Analyzer E8358A	SN: US41080477	31-Mar-14 (in house check Oct-19)	In house check: Oct-20

	Name	Function	Signature
Calibrated by:	Leif Klysner	Laboratory Technician	
Approved by:	Katja Pokovic	Technical Manager	

Issued: June 1, 2020

This calibration certificate shall not be reproduced except in full without written approval of the laboratory.

Glossary:

TSL	tissue simulating liquid
NORMx,y,z	sensitivity in free space
ConvF	sensitivity in TSL / NORMx,y,z
DCP	diode compression point
CF	crest factor (1/duty_cycle) of the RF signal
A, B, C, D	modulation dependent linearization parameters
Polarization φ	φ rotation around probe axis
Polarization ϑ	ϑ rotation around an axis that is in the plane normal to probe axis (at measurement center), i.e., ϑ = 0 is normal to probe axis
Connector Angle	information used in DASY system to align probe sensor X to the robot coordinate system

Calibration is Performed According to the Following Standards:

a) IEEE Std 1528-2013, "IEEE Recommended Practice for Determining the Peak Spatial-Averaged Specific Absorption Rate (SAR) in the Human Head from Wireless Communications Devices: Measurement Techniques", June 2013
b) IEC 62209-1, ", "Measurement procedure for the assessment of Specific Absorption Rate (SAR) from hand-held and body-mounted devices used next to the ear (frequency range of 300 MHz to 6 GHz)", July 2016
c) IEC 62209-2, "Procedure to determine the Specific Absorption Rate (SAR) for wireless communication devices used in close proximity to the human body (frequency range of 30 MHz to 6 GHz)", March 2010
d) KDB 865664, "SAR Measurement Requirements for 100 MHz to 6 GHz"

Methods Applied and Interpretation of Parameters:

- *NORMx,y,z:* Assessed for E-field polarization ϑ = 0 (f ≤ 900 MHz in TEM-cell; f > 1800 MHz: R22 waveguide). NORMx,y,z are only intermediate values, i.e., the uncertainties of NORMx,y,z does not affect the E^2-field uncertainty inside TSL (see below *ConvF*).
- *NORM(f)x,y,z = NORMx,y,z * frequency_response* (see Frequency Response Chart). This linearization is implemented in DASY4 software versions later than 4.2. The uncertainty of the frequency response is included in the stated uncertainty of *ConvF*.
- *DCPx,y,z:* DCP are numerical linearization parameters assessed based on the data of power sweep with CW signal (no uncertainty required). DCP does not depend on frequency nor media.
- *PAR:* PAR is the Peak to Average Ratio that is not calibrated but determined based on the signal characteristics
- *Ax,y,z; Bx,y,z; Cx,y,z; Dx,y,z; VRx,y,z: A, B, C, D* are numerical linearization parameters assessed based on the data of power sweep for specific modulation signal. The parameters do not depend on frequency nor media. *VR* is the maximum calibration range expressed in RMS voltage across the diode.
- *ConvF and Boundary Effect Parameters:* Assessed in flat phantom using E-field (or Temperature Transfer Standard for f ≤ 800 MHz) and inside waveguide using analytical field distributions based on power measurements for f > 800 MHz. The same setups are used for assessment of the parameters applied for boundary compensation (alpha, depth) of which typical uncertainty values are given. These parameters are used in DASY4 software to improve probe accuracy close to the boundary. The sensitivity in TSL corresponds to *NORMx,y,z * ConvF* whereby the uncertainty corresponds to that given for *ConvF*. A frequency dependent *ConvF* is used in DASY version 4.4 and higher which allows extending the validity from ± 50 MHz to ± 100 MHz.
- *Spherical isotropy (3D deviation from isotropy)*: in a field of low gradients realized using a flat phantom exposed by a patch antenna.
- *Sensor Offset*: The sensor offset corresponds to the offset of virtual measurement center from the probe tip (on probe axis). No tolerance required.
- *Connector Angle*: The angle is assessed using the information gained by determining the *NORMx* (no uncertainty required).

DASY/EASY - Parameters of Probe: EX3DV4 - SN:3935

Basic Calibration Parameters

	Sensor X	Sensor Y	Sensor Z	Unc (k=2)
Norm ($\mu V/(V/m)^2$)[A]	0.49	0.53	0.48	± 10.1 %
DCP (mV)[B]	102.6	103.2	102.3	

Calibration Results for Modulation Response

UID	Communication System Name		A dB	B dB$\sqrt{\mu V}$	C	D dB	VR mV	Max dev.	Unc[E] (k=2)
0	CW	X	0.0	0.0	1.0	0.00	137.0	± 3.3 %	± 4.7 %
		Y	0.0	0.0	1.0		150.1		
		Z	0.0	0.0	1.0		141.6		

The reported uncertainty of measurement is stated as the standard uncertainty of measurement multiplied by the coverage factor k=2, which for a normal distribution corresponds to a coverage probability of approximately 95%.

[A] The uncertainties of Norm X,Y,Z do not affect the E^2-field uncertainty inside TSL (see Page 5).
[B] Numerical linearization parameter: uncertainty not required.
[E] Uncertainty is determined using the max. deviation from linear response applying rectangular distribution and is expressed for the square of the field value.

DASY/EASY - Parameters of Probe: EX3DV4 - SN:3935

Other Probe Parameters

Sensor Arrangement	Triangular
Connector Angle (°)	44.5
Mechanical Surface Detection Mode	enabled
Optical Surface Detection Mode	disabled
Probe Overall Length	337 mm
Probe Body Diameter	10 mm
Tip Length	9 mm
Tip Diameter	2.5 mm
Probe Tip to Sensor X Calibration Point	1 mm
Probe Tip to Sensor Y Calibration Point	1 mm
Probe Tip to Sensor Z Calibration Point	1 mm
Recommended Measurement Distance from Surface	1.4 mm

DASY/EASY - Parameters of Probe: EX3DV4 - SN:3935

Calibration Parameter Determined in Head Tissue Simulating Media

f (MHz) [C]	Relative Permittivity [F]	Conductivity (S/m) [F]	ConvF X	ConvF Y	ConvF Z	Alpha [G]	Depth [G] (mm)	Unc (k=2)
750	41.9	0.89	10.58	10.58	10.58	0.57	0.80	± 12.0 %
835	41.5	0.90	10.31	10.31	10.31	0.38	0.93	± 12.0 %
900	41.5	0.97	10.16	10.16	10.16	0.40	0.88	± 12.0 %
1750	40.1	1.37	8.60	8.60	8.60	0.27	0.86	± 12.0 %
1900	40.0	1.40	8.35	8.35	8.35	0.24	0.86	± 12.0 %
2000	40.0	1.40	8.25	8.25	8.25	0.34	0.86	± 12.0 %
2300	39.5	1.67	7.86	7.86	7.86	0.35	0.90	± 12.0 %
2450	39.2	1.80	7.60	7.60	7.60	0.33	0.90	± 12.0 %
2600	39.0	1.96	7.43	7.43	7.43	0.37	0.90	± 12.0 %
5250	35.9	4.71	5.04	5.04	5.04	0.40	1.80	± 14.0 %
5600	35.5	5.07	4.76	4.76	4.76	0.40	1.80	± 14.0 %
5750	35.4	5.22	4.67	4.67	4.67	0.40	1.80	± 14.0 %

[C] Frequency validity above 300 MHz of ± 100 MHz only applies for DASY v4.4 and higher (see Page 2), else it is restricted to ± 50 MHz. The uncertainty is the RSS of the ConvF uncertainty at calibration frequency and the uncertainty for the indicated frequency band. Frequency validity below 300 MHz is ± 10, 25, 40, 50 and 70 MHz for ConvF assessments at 30, 64, 128, 150 and 220 MHz respectively. Validity of ConvF assessed at 6 MHz is 4-9 MHz, and ConvF assessed at 13 MHz is 9-19 MHz. Above 5 GHz frequency validity can be extended to ± 110 MHz.
[F] At frequencies up to 6 GHz, the validity of tissue parameters (ε and σ) can be relaxed to ± 10% if liquid compensation formula is applied to measured SAR values. The uncertainty is the RSS of the ConvF uncertainty for indicated target tissue parameters.
[G] Alpha/Depth are determined during calibration. SPEAG warrants that the remaining deviation due to the boundary effect after compensation is always less than ± 1% for frequencies below 3 GHz and below ± 2% for frequencies between 3-6 GHz at any distance larger than half the probe tip diameter from the boundary.

Frequency Response of E-Field
(TEM-Cell:ifi110 EXX, Waveguide: R22)

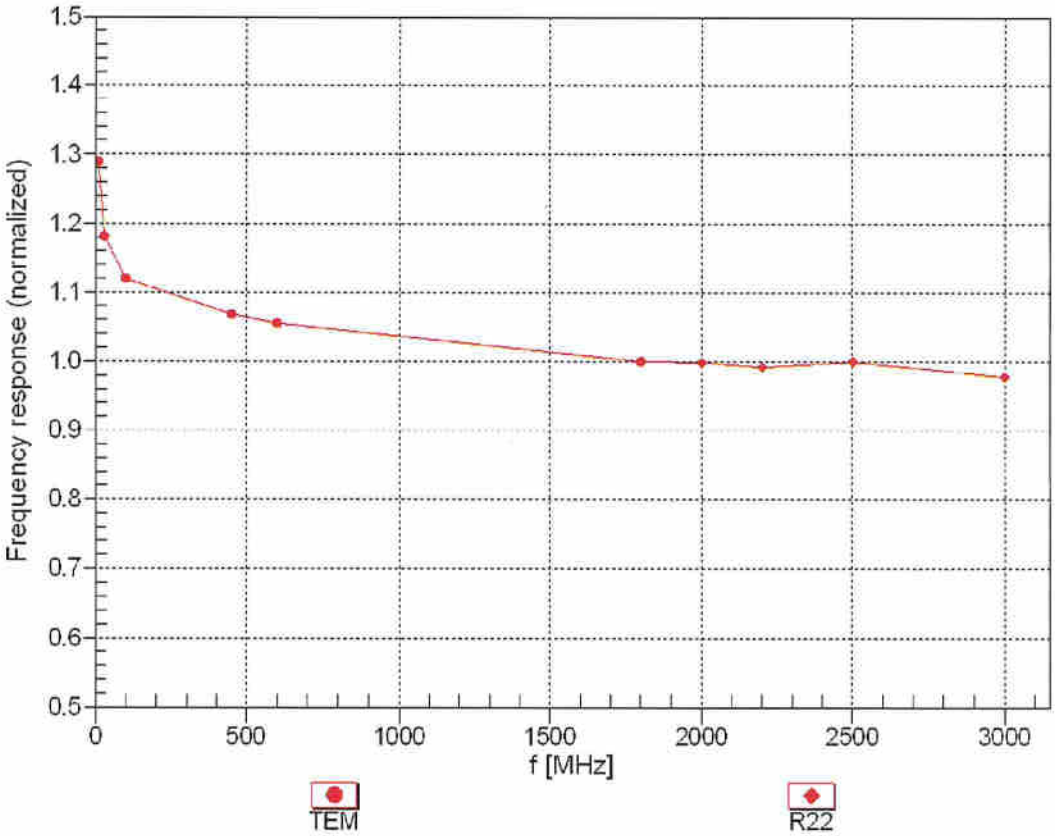

Uncertainty of Frequency Response of E-field: ± 6.3% (k=2)

Receiving Pattern (ϕ), ϑ = 0°

f=600 MHz,TEM

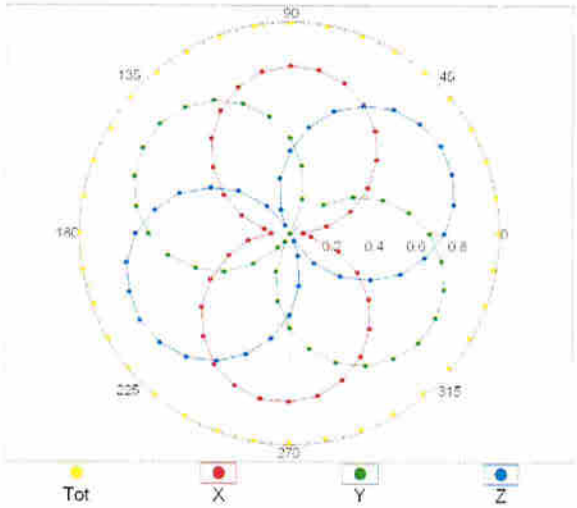

f=1800 MHz,R22

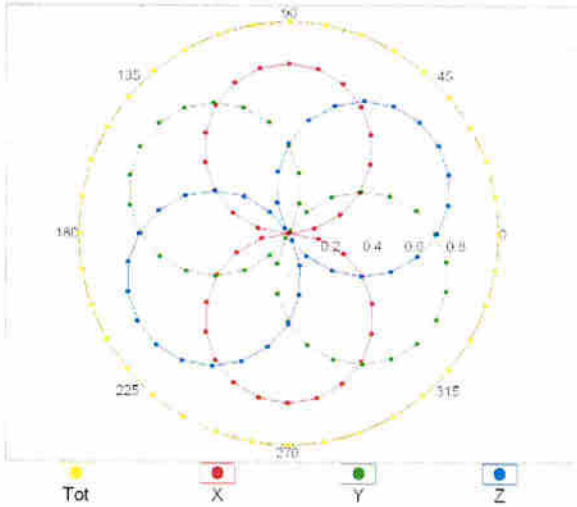

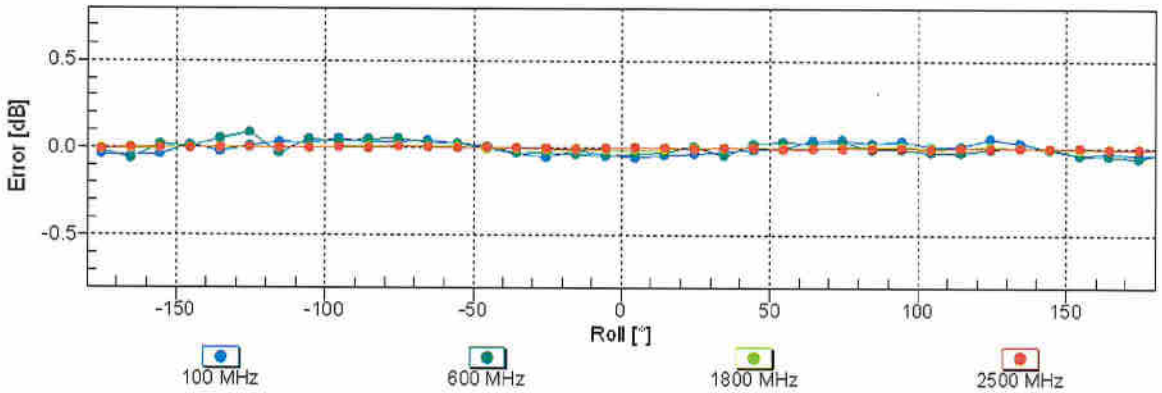

Uncertainty of Axial Isotropy Assessment: ± 0.5% (k=2)

Dynamic Range f(SAR_{head})

(TEM cell , f_{eval}= 1900 MHz)

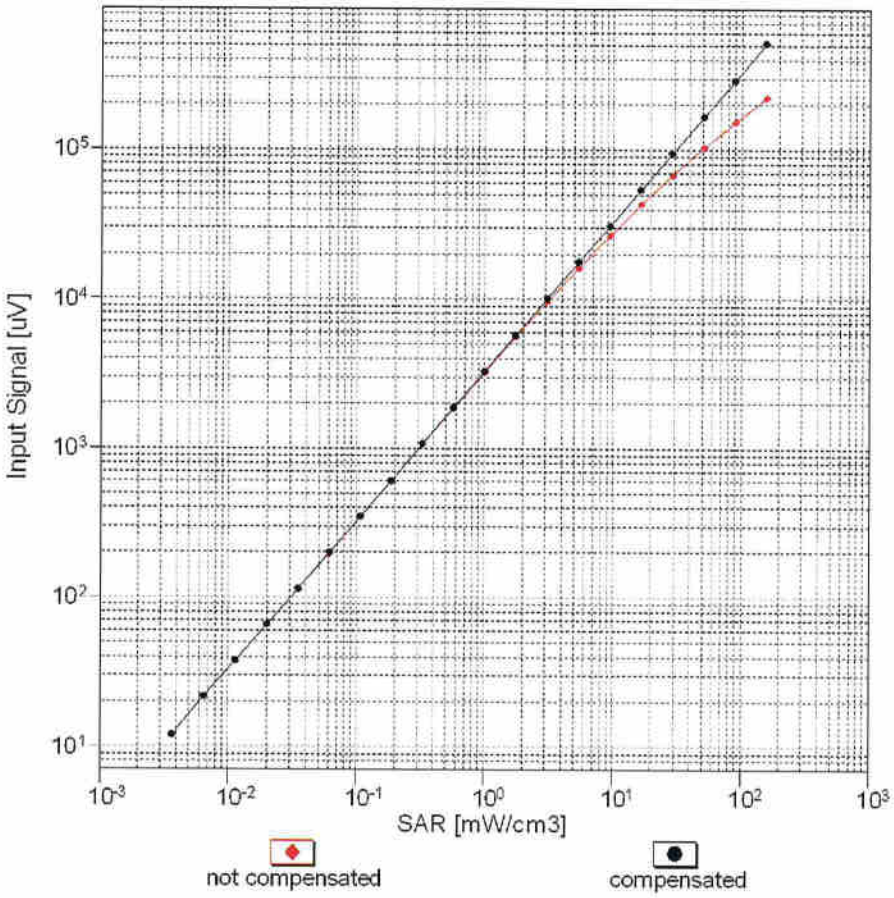

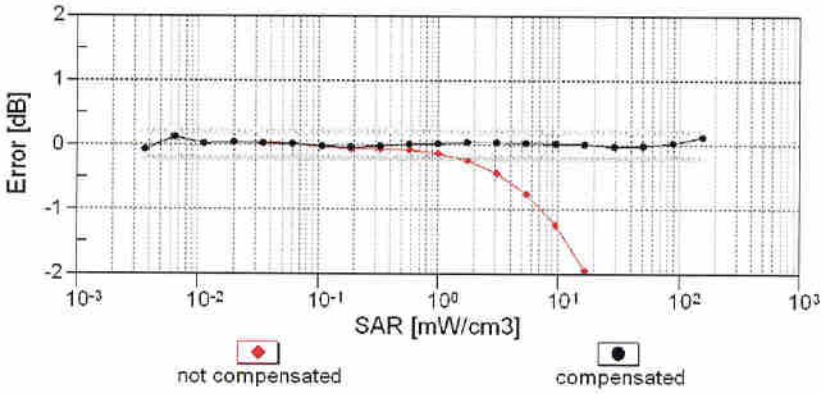

Uncertainty of Linearity Assessment: ± 0.6% (k=2)

Conversion Factor Assessment

f = 835 MHz,WGLS R9 (H_convF)

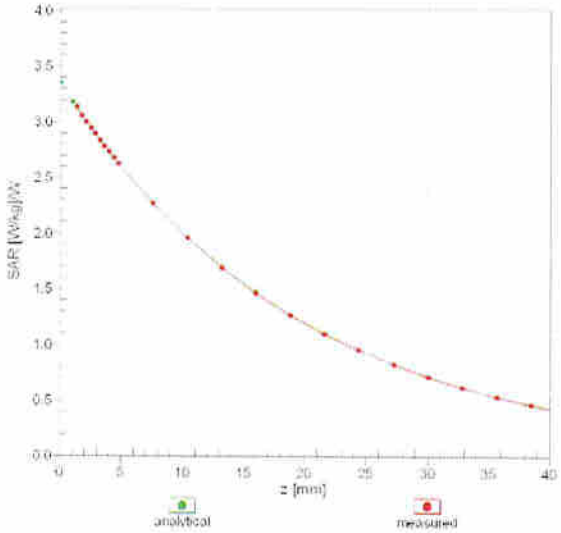

f = 1900 MHz,WGLS R22 (H_convF)

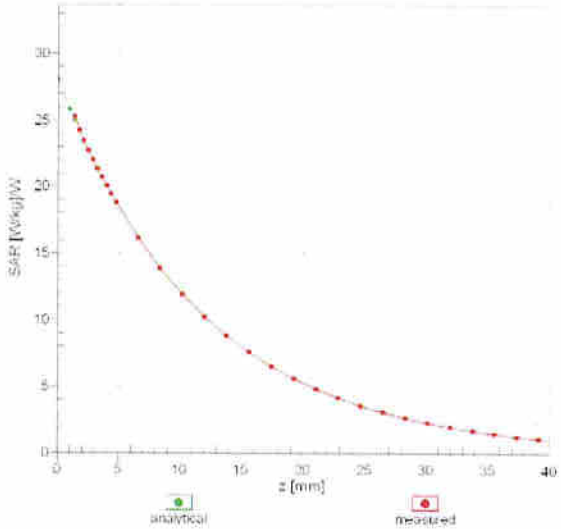

Deviation from Isotropy in Liquid

Error (ϕ, ϑ), f = 900 MHz

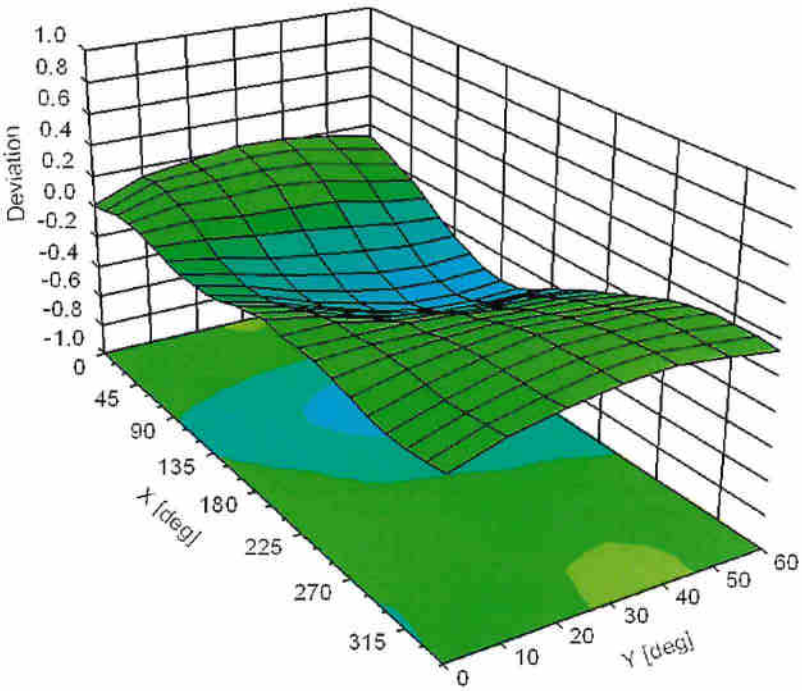

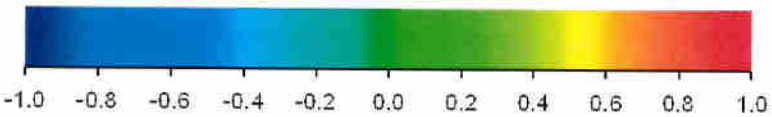

Uncertainty of Spherical Isotropy Assessment: ± 2.6% (k=2)

Appendix E. Conducted RF Output Power Table

The detailed power table are shown as follows.

Full Power

GSM850	Burst Average Power (dBm)			Tune-up Limit (dBm)	Frame-Average Power (dBm)			Tune-up Limit (dBm)
TX Channel	128	189	251		128	189	251	
Frequency (MHz)	824.2	836.4	848.8		824.2	836.4	848.8	
GSM 1 Tx slot	31.85	31.98	32.03	33.50	22.85	22.98	23.03	24.50
GPRS 1 Tx slot	31.83	31.96	32.01	33.50	22.83	22.96	23.01	24.50
GPRS 2 Tx slots	28.86	29.11	29.10	30.50	22.86	23.11	23.10	24.50
GPRS 3 Tx slots	26.79	26.94	27.01	28.50	22.53	22.68	22.75	24.24
GPRS 4 Tx slots	25.42	25.11	25.26	26.50	22.42	22.11	22.26	23.50
EDGE 1 Tx slot	25.38	25.42	25.53	27.00	16.38	16.42	16.53	18.00
EDGE 2 Tx slots	25.25	25.27	25.40	26.50	19.25	19.27	19.40	20.50
EDGE 3 Tx slots	23.88	23.85	23.89	25.50	19.62	19.59	19.63	21.24
EDGE 4 Tx slots	22.37	22.48	22.45	24.00	19.37	19.48	19.45	21.00

GSM1900	Burst Average Power (dBm)			Tune-up Limit (dBm)	Frame-Average Power (dBm)			Tune-up Limit (dBm)
TX Channel	512	661	810		512	661	810	
Frequency (MHz)	1850.2	1880	1909.8		1850.2	1880	1909.8	
GSM 1 Tx slot	29.25	29.28	29.10	30.50	20.25	20.28	20.10	21.50
GPRS 1 Tx slot	29.24	29.26	29.09	30.50	20.24	20.26	20.09	21.50
GPRS 2 Tx slots	26.34	26.35	26.25	27.50	20.34	20.35	20.25	21.50
GPRS 3 Tx slots	24.36	24.34	24.14	25.50	20.10	20.08	19.88	21.24
GPRS 4 Tx slots	22.87	22.87	22.74	24.00	19.87	19.87	19.74	21.00
EDGE 1 Tx slot	25.12	25.01	24.92	26.00	16.12	16.01	15.92	17.00
EDGE 2 Tx slots	25.01	24.91	24.81	26.00	19.01	18.91	18.81	20.00
EDGE 3 Tx slots	23.11	23.11	22.97	24.00	18.85	18.85	18.71	19.74
EDGE 4 Tx slots	21.72	21.68	21.56	23.00	18.72	18.68	18.56	20.00

Band		WCDMA II			Tune-up Limit (dBm)	WCDMA IV			Tune-up Limit (dBm)	WCDMA V			Tune-up Limit (dBm)
TX Channel		9262	9400	9538		1312	1413	1513		4132	4182	4233	
Rx Channel		9662	9800	9938		1537	1638	1738		4357	4407	4458	
Frequency (MHz)		1852.4	1880	1907.6		1712.4	1732.6	1752.6		826.4	836.4	846.6	
3GPP Rel 99	AMR 12.2Kbps	22.95	23.03	22.84	24.00	23.14	23.21	23.08	24.00	23.20	23.28	23.11	24.00
3GPP Rel 99	RMC 12.2Kbps	22.96	23.05	22.86	24.00	23.16	23.23	23.10	24.00	23.23	23.29	23.14	24.00
3GPP Rel 6	HSDPA Subtest-1	21.69	21.49	21.57	23.00	22.20	22.04	22.07	23.00	22.24	21.96	22.25	23.00
3GPP Rel 6	HSDPA Subtest-2	21.66	21.81	21.51	23.00	22.13	22.07	22.08	23.00	22.23	21.98	22.22	23.00
3GPP Rel 6	HSDPA Subtest-3	21.12	21.00	21.04	22.50	21.65	21.59	21.60	22.50	21.73	21.50	21.74	22.50
3GPP Rel 6	HSDPA Subtest-4	21.12	21.25	21.05	22.50	21.66	21.60	21.58	22.50	21.71	21.43	21.71	22.50
3GPP Rel 8	DC-HSDPA Subtest-1	21.66	21.59	21.56	23.00	22.18	22.03	22.04	23.00	22.23	21.93	22.23	23.00
3GPP Rel 8	DC-HSDPA Subtest-2	21.63	21.79	21.50	23.00	22.11	22.06	22.05	23.00	22.22	21.95	22.20	23.00
3GPP Rel 8	DC-HSDPA Subtest-3	21.09	21.25	21.03	22.50	21.63	21.58	21.57	22.50	21.72	21.47	21.72	22.50
3GPP Rel 8	DC-HSDPA Subtest-4	21.09	21.23	21.04	22.50	21.64	21.59	21.55	22.50	21.70	21.40	21.69	22.50
3GPP Rel 6	HSUPA Subtest-1	21.78	21.65	21.66	23.00	22.28	22.27	22.06	23.00	22.23	22.05	22.30	23.00
3GPP Rel 6	HSUPA Subtest-2	19.81	19.68	19.77	21.00	20.26	20.15	20.22	21.00	20.30	20.06	20.27	21.00
3GPP Rel 6	HSUPA Subtest-3	20.80	20.66	20.75	22.00	21.06	21.03	20.96	22.00	21.19	21.11	21.22	22.00
3GPP Rel 6	HSUPA Subtest-4	19.80	19.68	19.73	21.00	20.17	20.04	20.04	21.00	20.19	20.12	20.28	21.00
3GPP Rel 6	HSUPA Subtest-5	21.79	21.72	21.83	23.00	22.28	22.17	22.15	23.00	22.09	22.18	22.16	23.00

LTE Band 2

BW [MHz]	Modulation	RB Size	RB Offset	Power Low Ch. / Freq.	Power Middle Ch. / Freq.	Power High Ch. / Freq.	Tune-up limit (dBm)	MPR (dB)
Channel				18700	18900	19100		
Frequency (MHz)				1860	1880	1900		
20	QPSK	1	0	23.21	23.27	23.22	24	0
20	QPSK	1	49	23.09	23.10	23.22		
20	QPSK	1	99	23.12	23.12	23.21		
20	QPSK	50	0	22.41	22.43	22.12	23	1
20	QPSK	50	24	22.32	22.09	21.95		
20	QPSK	50	50	22.04	21.97	22.00		
20	QPSK	100	0	22.26	22.27	22.08		
20	16QAM	1	0	22.32	22.36	22.29	23	1
20	16QAM	1	49	22.38	21.99	22.01		
20	16QAM	1	99	22.24	22.19	22.03		
20	16QAM	50	0	21.35	21.53	21.40	22	2
20	16QAM	50	24	21.36	21.35	21.24		
20	16QAM	50	50	21.22	21.26	21.41		
20	16QAM	100	0	21.57	21.29	21.39		
20	64QAM	1	0	21.37	21.37	21.49	22	2
20	64QAM	1	49	21.33	21.08	21.37		
20	64QAM	1	99	21.15	21.26	21.45		
20	64QAM	50	0	20.01	19.91	19.81	21	3
20	64QAM	50	24	20.03	19.82	19.77		
20	64QAM	50	50	19.74	19.83	19.94		
20	64QAM	100	0	19.94	19.87	19.86		
Channel				18675	18900	19125	Tune-up limit (dBm)	MPR (dB)
Frequency (MHz)				1857.5	1880	1902.5		
15	QPSK	1	0	23.14	23.21	23.26	24	0
15	QPSK	1	37	23.24	23.22	23.19		
15	QPSK	1	74	23.21	23.21	23.21		
15	QPSK	36	0	22.19	22.11	21.95	23	1
15	QPSK	36	20	21.95	22.05	22.06		
15	QPSK	36	39	22.19	22.05	22.03		
15	QPSK	75	0	22.16	22.00	22.03		
15	16QAM	1	0	22.01	22.24	22.50	23	1
15	16QAM	1	37	22.25	22.41	22.12		
15	16QAM	1	74	22.42	22.10	22.31		
15	16QAM	36	0	21.21	21.40	21.20	22	2
15	16QAM	36	20	21.46	21.35	21.26		
15	16QAM	36	39	21.50	21.26	21.32		
15	16QAM	75	0	21.57	21.39	21.33		
15	64QAM	1	0	21.35	21.39	21.45	22	2
15	64QAM	1	37	21.20	21.15	21.36		
15	64QAM	1	74	21.58	21.42	21.30		
15	64QAM	36	0	19.78	19.91	19.74	21	3
15	64QAM	36	20	19.94	19.80	19.80		
15	64QAM	36	39	19.77	19.92	19.62		
15	64QAM	75	0	19.92	19.83	19.75		
Channel				18650	18900	19150	Tune-up limit (dBm)	MPR (dB)
Frequency (MHz)				1855	1880	1905		
10	QPSK	1	0	23.15	23.26	23.09	24	0
10	QPSK	1	25	23.17	23.18	23.24		
10	QPSK	1	49	23.15	23.15	23.21		
10	QPSK	25	0	22.26	22.20	22.30	23	1
10	QPSK	25	12	22.15	22.25	22.12		
10	QPSK	25	25	22.06	22.36	22.16		
10	QPSK	50	0	22.33	22.29	22.10		
10	16QAM	1	0	22.37	22.71	22.25	23	1
10	16QAM	1	25	22.30	22.38	22.34		
10	16QAM	1	49	22.33	22.36	22.47		
10	16QAM	25	0	21.56	21.42	21.29	22	2
10	16QAM	25	12	21.46	21.47	21.26		
10	16QAM	25	25	21.25	21.48	21.24		
10	16QAM	50	0	21.32	21.42	21.34		
10	64QAM	1	0	21.32	21.35	21.24	22	2
10	64QAM	1	25	21.22	21.11	21.11		
10	64QAM	1	49	21.61	21.32	21.19		
10	64QAM	25	0	19.92	19.74	19.70	21	3
10	64QAM	25	12	19.85	19.93	19.74		
10	64QAM	25	25	20.05	19.87	19.72		
10	64QAM	50	0	19.69	19.88	19.81		
Channel				18625	18900	19175	Tune-up limit (dBm)	MPR (dB)
Frequency (MHz)				1852.5	1880	1907.5		
5	QPSK	1	0	23.21	23.23	23.16	24	0
5	QPSK	1	12	23.13	23.19	23.00		
5	QPSK	1	24	23.16	23.17	23.16		
5	QPSK	12	0	22.40	22.17	22.09	23	1
5	QPSK	12	7	22.34	22.23	22.14		
5	QPSK	12	13	22.12	22.15	22.12		
5	QPSK	25	0	22.36	22.33	22.18		
5	16QAM	1	0	22.43	22.20	22.11	23	1
5	16QAM	1	12	22.24	22.10	22.03		
5	16QAM	1	24	22.24	22.21	22.40		
5	16QAM	12	0	21.59	21.49	21.35	22	2
5	16QAM	12	7	21.45	21.33	21.32		
5	16QAM	12	13	21.32	21.48	21.29		
5	16QAM	25	0	21.59	21.68	21.34		
5	64QAM	1	0	21.32	21.46	21.65	22	2
5	64QAM	1	12	21.24	21.18	21.17		
5	64QAM	1	24	21.21	21.17	21.47		
5	64QAM	12	0	19.99	19.75	19.73	21	3
5	64QAM	12	7	19.94	19.85	19.74		
5	64QAM	12	13	19.95	19.79	19.71		
5	64QAM	25	0	20.07	19.97	19.70		
Channel				18615	18900	19185	Tune-up limit (dBm)	MPR (dB)
Frequency (MHz)				1851.5	1880	1908.5		
3	QPSK	1	0	23.15	23.02	23.21	24	0
3	QPSK	1	8	23.24	23.18	23.00		
3	QPSK	1	14	23.17	23.04	23.15		
3	QPSK	8	0	22.30	22.13	22.05	23	1
3	QPSK	8	4	22.22	22.02	22.04		
3	QPSK	8	7	22.18	22.13	22.04		
3	QPSK	15	0	22.24	22.35	22.11		
3	16QAM	1	0	22.18	22.12	22.16	23	1
3	16QAM	1	8	22.10	22.29	22.12		
3	16QAM	1	14	22.12	22.12	22.39		
3	16QAM	8	0	21.48	21.39	21.35	22	2
3	16QAM	8	4	21.45	21.55	21.31		
3	16QAM	8	7	21.47	21.42	21.34		
3	16QAM	15	0	21.41	21.37	21.26		
3	64QAM	1	0	21.29	21.25	21.06	22	2
3	64QAM	1	8	21.18	21.15	21.11		
3	64QAM	1	14	21.10	21.17	21.03		
3	64QAM	8	0	19.77	19.72	19.72	21	3
3	64QAM	8	4	19.79	19.80	19.73		
3	64QAM	8	7	19.86	19.78	19.65		
3	64QAM	15	0	19.89	19.72	19.65		
Channel				18607	18900	19193	Tune-up limit (dBm)	MPR (dB)
Frequency (MHz)				1850.7	1880	1909.3		
1.4	QPSK	1	0	23.20	23.10	23.10	24	0
1.4	QPSK	1	3	23.15	23.20	23.13		
1.4	QPSK	1	5	23.21	23.10	23.01		
1.4	QPSK	3	0	23.19	23.25	23.11		
1.4	QPSK	3	1	23.23	23.14	23.25		
1.4	QPSK	3	3	23.21	23.25	23.15		
1.4	QPSK	6	0	22.26	22.29	22.14	23	1
1.4	16QAM	1	0	22.40	22.48	22.38	23	1
1.4	16QAM	1	3	22.76	22.64	22.37		
1.4	16QAM	1	5	22.61	22.56	22.69		
1.4	16QAM	3	0	22.35	22.15	22.19		
1.4	16QAM	3	1	22.30	22.31	22.10		
1.4	16QAM	3	3	22.38	22.18	22.16		
1.4	16QAM	6	0	21.45	21.35	21.22	22	2
1.4	64QAM	1	0	21.21	21.09	21.12	22	2
1.4	64QAM	1	3	21.23	21.25	21.13		
1.4	64QAM	1	5	21.24	21.29	21.03		
1.4	64QAM	3	0	21.16	21.07	21.05		
1.4	64QAM	3	1	21.23	21.17	21.05		
1.4	64QAM	3	3	21.23	21.16	21.10		
1.4	64QAM	6	0	19.84	19.74	19.71	21	3

LTE Band 4

BW [MHz]	Modulation	RB Size	RB Offset	Power Low Ch. / Freq.	Power Middle Ch. / Freq.	Power High Ch. / Freq.	Tune-up limit (dBm)	MPR (dB)
Channel				20050	20175	20300		
Frequency (MHz)				1720	1732.5	1745		
20	QPSK	1	0	22.94	23.25	22.88	24	0
20	QPSK	1	49	22.96	23.00	23.07		
20	QPSK	1	99	23.23	23.34	23.22		
20	QPSK	50	0	22.23	22.25	22.21	23	1
20	QPSK	50	24	22.15	22.14	22.21		
20	QPSK	50	50	22.07	22.18	22.12		
20	QPSK	100	0	22.12	22.21	22.20		
20	16QAM	1	0	22.56	22.59	22.65	23	1
20	16QAM	1	49	22.48	22.44	22.58		
20	16QAM	1	99	22.63	22.64	22.63		
20	16QAM	50	0	21.25	21.28	21.22	22	2
20	16QAM	50	24	21.13	21.15	21.19		
20	16QAM	50	50	21.18	21.17	21.13		
20	16QAM	100	0	21.15	21.18	21.24		
20	64QAM	1	0	21.47	21.54	21.48	22	2
20	64QAM	1	49	21.46	21.41	21.43		
20	64QAM	1	99	21.59	21.48	21.69		
20	64QAM	50	0	20.12	20.19	20.07	21	3
20	64QAM	50	24	20.19	20.09	20.27		
20	64QAM	50	50	20.12	20.19	20.12		
20	64QAM	100	0	20.13	20.09	20.19		
Channel				20025	20175	20325	Tune-up limit (dBm)	MPR (dB)
Frequency (MHz)				1717.5	1732.5	1747.5		
15	QPSK	1	0	22.98	23.04	22.92	24	0
15	QPSK	1	37	23.03	22.94	22.95		
15	QPSK	1	74	23.18	23.24	23.21		
15	QPSK	36	0	22.12	22.28	22.25	23	1
15	QPSK	36	20	22.14	22.14	22.13		
15	QPSK	36	39	22.09	22.22	22.09		
15	QPSK	75	0	22.19	22.18	22.17		
15	16QAM	1	0	22.67	22.80	22.75	23	1
15	16QAM	1	37	22.49	22.34	22.48		
15	16QAM	1	74	22.54	22.60	22.65		
15	16QAM	36	0	21.17	21.24	21.27	22	2
15	16QAM	36	20	21.17	21.19	21.17		
15	16QAM	36	39	21.14	21.19	21.14		
15	16QAM	75	0	21.17	21.19	21.15		
15	64QAM	1	0	21.34	21.62	21.45	22	2
15	64QAM	1	37	21.41	21.28	21.37		
15	64QAM	1	74	21.60	21.34	21.37		
15	64QAM	36	0	20.00	20.16	20.26	21	3
15	64QAM	36	20	20.16	20.11	20.18		
15	64QAM	36	39	20.09	20.07	20.16		
15	64QAM	75	0	20.05	20.11	20.22		
Channel				20000	20175	20350	Tune-up limit (dBm)	MPR (dB)
Frequency (MHz)				1715	1732.5	1750		
10	QPSK	1	0	22.86	22.92	23.03	24	0
10	QPSK	1	25	23.04	23.03	22.97		
10	QPSK	1	49	23.20	23.22	23.23		
10	QPSK	25	0	22.10	22.20	22.14	23	1
10	QPSK	25	12	22.03	22.13	22.10		
10	QPSK	25	25	22.24	22.22	22.22		
10	QPSK	50	0	22.10	22.20	22.19		
10	16QAM	1	0	22.72	22.82	22.69	23	1
10	16QAM	1	25	22.42	22.45	22.58		
10	16QAM	1	49	22.91	22.87	22.90		
10	16QAM	25	0	21.11	21.20	21.14	22	2
10	16QAM	25	12	21.05	21.15	21.11		
10	16QAM	25	25	21.25	21.22	21.21		
10	16QAM	50	0	21.15	21.22	21.17		
10	64QAM	1	0	21.35	21.36	21.57	22	2
10	64QAM	1	25	21.20	21.32	21.27		
10	64QAM	1	49	21.37	21.35	21.36		
10	64QAM	25	0	20.04	20.13	20.11	21	3
10	64QAM	25	12	20.05	20.11	20.01		
10	64QAM	25	25	20.25	20.13	20.30		
10	64QAM	50	0	20.07	20.19	20.07		
Channel				19975	20175	20375	Tune-up limit (dBm)	MPR (dB)
Frequency (MHz)				1712.5	1732.5	1752.5		
5	QPSK	1	0	22.61	22.69	22.79	24	0
5	QPSK	1	12	22.88	23.04	22.97		
5	QPSK	1	24	22.97	23.02	23.07		
5	QPSK	12	0	22.08	22.14	22.13	23	1
5	QPSK	12	7	22.03	22.12	22.10		
5	QPSK	12	13	21.96	22.07	22.08		
5	QPSK	25	0	22.03	22.15	22.13		
5	16QAM	1	0	22.42	22.55	22.50	23	1
5	16QAM	1	12	22.31	22.32	22.35		
5	16QAM	1	24	22.30	22.37	22.41		
5	16QAM	12	0	21.10	21.20	21.16	22	2
5	16QAM	12	7	21.03	21.11	21.12		
5	16QAM	12	13	21.02	21.13	21.10		
5	16QAM	25	0	21.05	21.13	21.10		
5	64QAM	1	0	21.46	21.33	21.23	22	2
5	64QAM	1	12	21.38	21.25	21.36		
5	64QAM	1	24	21.40	21.34	21.28		
5	64QAM	12	0	20.13	20.15	20.19	21	3
5	64QAM	12	7	20.11	20.04	20.06		
5	64QAM	12	13	20.04	20.00	20.06		
5	64QAM	25	0	20.12	20.05	20.14		
Channel				19965	20175	20385	Tune-up limit (dBm)	MPR (dB)
Frequency (MHz)				1711.5	1732.5	1753.5		
3	QPSK	1	0	23.00	22.87	22.92	24	0
3	QPSK	1	8	22.97	23.07	23.04		
3	QPSK	1	14	22.90	22.99	22.98		
3	QPSK	8	0	22.01	22.12	22.07	23	1
3	QPSK	8	4	22.02	22.11	22.07		
3	QPSK	8	7	21.95	22.05	22.05		
3	QPSK	15	0	22.00	22.09	22.09		
3	16QAM	1	0	22.36	22.46	22.37	23	1
3	16QAM	1	8	22.32	22.41	22.34		
3	16QAM	1	14	22.26	22.34	22.30		
3	16QAM	8	0	21.12	21.19	21.17	22	2
3	16QAM	8	4	21.07	21.15	21.16		
3	16QAM	8	7	21.05	21.15	21.15		
3	16QAM	15	0	21.01	21.12	21.10		
3	64QAM	1	0	21.16	21.25	21.21	22	2
3	64QAM	1	8	21.11	21.27	21.38		
3	64QAM	1	14	21.24	21.29	21.20		
3	64QAM	8	0	19.88	19.80	19.70	21	3
3	64QAM	8	4	19.97	19.94	19.81		
3	64QAM	8	7	19.96	19.76	19.78		
3	64QAM	15	0	19.90	19.75	19.75		
Channel				19957	20175	20393	Tune-up limit (dBm)	MPR (dB)
Frequency (MHz)				1710.7	1732.5	1754.3		
1.4	QPSK	1	0	22.92	23.03	22.99	24	0
1.4	QPSK	1	3	22.88	23.07	23.05		
1.4	QPSK	1	5	22.91	22.99	22.98		
1.4	QPSK	3	0	22.98	23.06	23.04		
1.4	QPSK	3	1	23.01	23.08	23.08		
1.4	QPSK	3	3	22.96	23.03	23.01		
1.4	QPSK	6	0	21.93	22.06	22.04	23	1
1.4	16QAM	1	0	22.22	22.30	22.25	23	1
1.4	16QAM	1	3	22.25	22.33	22.32		
1.4	16QAM	1	5	22.14	22.27	22.20		
1.4	16QAM	3	0	21.99	22.10	22.10		
1.4	16QAM	3	1	22.06	22.12	22.13		
1.4	16QAM	3	3	21.95	22.07	22.05		
1.4	16QAM	6	0	21.02	21.10	21.04	22	2
1.4	64QAM	1	0	21.31	21.27	21.25	22	2
1.4	64QAM	1	3	21.26	21.24	21.24		
1.4	64QAM	1	5	21.16	21.16	20.98		
1.4	64QAM	3	0	21.14	21.02	20.95		
1.4	64QAM	3	1	21.07	21.26	21.04		
1.4	64QAM	3	3	21.07	21.07	20.76		
1.4	64QAM	6	0	19.91	19.76	19.75	21	3

LTE Band 5

BW [MHz]	Modulation	RB Size	RB Offset	Power Low Ch. / Freq.	Power Middle Ch. / Freq.	Power High Ch. / Freq.	Tune-up limit (dBm)	MPR (dB)
Channel				20450	20525	20600		
Frequency (MHz)				829	836.5	844		
10	QPSK	1	0	23.21	23.24	23.21	24	0
10	QPSK	1	25	23.06	23.21	23.21		
10	QPSK	1	49	23.21	23.23	23.21		
10	QPSK	25	0	22.28	22.51	22.34	23	1
10	QPSK	25	12	22.27	22.38	22.48		
10	QPSK	25	25	22.50	22.44	22.50		
10	QPSK	50	0	22.39	22.49	22.47		
10	16QAM	1	0	22.75	22.72	22.72	23	1
10	16QAM	1	25	22.36	22.53	22.67		
10	16QAM	1	49	22.75	22.60	22.73		
10	16QAM	25	0	21.16	21.38	21.44	22	2
10	16QAM	25	12	21.34	21.45	21.37		
10	16QAM	25	25	21.44	21.44	21.51		
10	16QAM	50	0	21.57	21.47	21.37		
10	64QAM	1	0	21.39	21.59	21.46	22	2
10	64QAM	1	25	21.70	21.26	21.54		
10	64QAM	1	49	21.26	21.70	21.74		
10	64QAM	25	0	20.06	20.01	20.28	21	3
10	64QAM	25	12	20.26	20.09	20.11		
10	64QAM	25	25	20.01	20.10	20.20		
10	64QAM	50	0	20.22	20.11	20.13		
Channel				20425	20525	20625	Tune-up limit (dBm)	MPR (dB)
Frequency (MHz)				826.5	836.5	846.5		
5	QPSK	1	0	23.12	23.21	23.21	24	0
5	QPSK	1	12	23.22	23.14	23.21		
5	QPSK	1	24	23.15	23.12	23.21		
5	QPSK	12	0	22.32	22.36	22.44	23	1
5	QPSK	12	7	22.25	22.23	22.41		
5	QPSK	12	13	22.25	22.33	22.35		
5	QPSK	25	0	22.24	22.19	22.45		
5	16QAM	1	0	22.50	22.52	22.65	23	1
5	16QAM	1	12	22.70	22.54	22.48		
5	16QAM	1	24	22.30	22.62	22.53		
5	16QAM	12	0	21.30	21.37	21.48	22	2
5	16QAM	12	7	21.33	21.30	21.40		
5	16QAM	12	13	21.16	21.42	21.32		
5	16QAM	25	0	21.14	21.43	21.44		
5	64QAM	1	0	21.49	21.38	21.17	22	2
5	64QAM	1	12	21.27	21.31	21.53		
5	64QAM	1	24	21.15	21.45	21.26		
5	64QAM	12	0	20.04	20.03	20.23	21	3
5	64QAM	12	7	20.11	20.11	20.15		
5	64QAM	12	13	19.92	20.22	20.07		
5	64QAM	25	0	20.06	20.18	20.16		
Channel				20415	20525	20635	Tune-up limit (dBm)	MPR (dB)
Frequency (MHz)				825.5	836.5	847.5		
3	QPSK	1	0	23.22	23.14	23.21	24	0
3	QPSK	1	8	23.22	23.12	23.21		
3	QPSK	1	14	23.12	23.22	23.11		
3	QPSK	8	0	22.19	22.31	22.32	23	1
3	QPSK	8	4	22.20	22.32	22.33		
3	QPSK	8	7	22.36	22.52	22.24		
3	QPSK	15	0	22.20	22.23	22.33		
3	16QAM	1	0	22.73	22.63	22.54	23	1
3	16QAM	1	8	22.43	22.61	22.47		
3	16QAM	1	14	22.79	22.87	22.70		
3	16QAM	8	0	21.31	21.40	21.44	22	2
3	16QAM	8	4	21.24	21.38	21.34		
3	16QAM	8	7	21.31	21.47	21.34		
3	16QAM	15	0	21.14	21.32	21.33		
3	64QAM	1	0	21.37	21.50	21.08	22	2
3	64QAM	1	8	21.36	21.29	21.50		
3	64QAM	1	14	21.19	21.40	21.50		
3	64QAM	8	0	20.02	19.96	20.02	21	3
3	64QAM	8	4	19.83	20.02	19.95		
3	64QAM	8	7	19.99	20.09	20.07		
3	64QAM	15	0	19.97	19.99	20.06		
Channel				20407	20525	20643	Tune-up limit (dBm)	MPR (dB)
Frequency (MHz)				824.7	836.5	848.3		
1.4	QPSK	1	0	23.21	23.19	23.01	24	0
1.4	QPSK	1	3	23.13	23.13	23.21		
1.4	QPSK	1	5	23.12	23.13	23.14		
1.4	QPSK	3	0	23.01	23.22	23.12		
1.4	QPSK	3	1	23.21	23.23	23.21		
1.4	QPSK	3	3	23.07	23.14	23.21		
1.4	QPSK	6	0	22.00	22.20	22.19	23	1
1.4	16QAM	1	0	22.78	22.47	22.43	23	1
1.4	16QAM	1	3	22.44	22.47	22.64		
1.4	16QAM	1	5	22.77	22.54	22.62		
1.4	16QAM	3	0	22.24	22.16	22.25		
1.4	16QAM	3	1	22.13	22.18	22.48		
1.4	16QAM	3	3	22.19	22.17	22.25		
1.4	16QAM	6	0	21.28	21.20	21.34	22	2
1.4	64QAM	1	0	21.24	21.31	21.45	22	2
1.4	64QAM	1	3	21.30	21.44	21.18		
1.4	64QAM	1	5	21.16	21.32	21.28		
1.4	64QAM	3	0	21.07	21.35	21.15		
1.4	64QAM	3	1	21.23	21.33	21.20		
1.4	64QAM	3	3	21.09	21.28	21.12		
1.4	64QAM	6	0	19.90	19.97	19.97	21	3

LTE Band 12

BW [MHz]	Modulation	RB Size	RB Offset	Power Low Ch. / Freq.	Power Middle Ch. / Freq.	Power High Ch. / Freq.	Tune-up limit (dBm)	MPR (dB)
Channel				23060	23095	23130		
Frequency (MHz)				704	707.5	711		
10	QPSK	1	0	23.16	23.18	23.16	24	0
10	QPSK	1	25	23.03	22.98	22.99		
10	QPSK	1	49	23.12	23.11	23.12		
10	QPSK	25	0	22.14	22.16	22.12	23	1
10	QPSK	25	12	22.03	21.95	22.06		
10	QPSK	25	25	22.01	21.95	22.10		
10	QPSK	50	0	22.07	22.05	22.04		
10	16QAM	1	0	22.43	22.67	22.64	23	1
10	16QAM	1	25	22.20	22.30	22.30		
10	16QAM	1	49	22.22	22.52	22.62		
10	16QAM	25	0	21.19	21.10	21.15	22	2
10	16QAM	25	12	21.10	21.07	21.13		
10	16QAM	25	25	21.05	21.00	21.02		
10	16QAM	50	0	21.01	21.00	21.10		
10	64QAM	1	0	21.31	21.47	21.34	22	2
10	64QAM	1	25	21.25	21.26	21.27		
10	64QAM	1	49	21.36	21.18	21.27		
10	64QAM	25	0	19.89	19.72	19.89	21	3
10	64QAM	25	12	19.71	19.74	19.77		
10	64QAM	25	25	19.80	19.84	20.01		
10	64QAM	50	0	19.86	19.75	19.90		
Channel				23035	23095	23155	Tune-up limit (dBm)	MPR (dB)
Frequency (MHz)				701.5	707.5	713.5		
5	QPSK	1	0	22.94	22.78	22.79	24	0
5	QPSK	1	12	22.92	22.93	23.01		
5	QPSK	1	24	22.87	22.93	23.13		
5	QPSK	12	0	22.08	22.03	22.02	23	1
5	QPSK	12	7	22.02	21.98	22.00		
5	QPSK	12	13	22.04	22.00	22.06		
5	QPSK	25	0	21.95	22.00	22.00		
5	16QAM	1	0	22.21	22.23	22.33	23	1
5	16QAM	1	12	22.27	22.09	22.20		
5	16QAM	1	24	22.13	22.24	22.39		
5	16QAM	12	0	21.02	20.95	21.01	22	2
5	16QAM	12	7	21.01	21.04	21.04		
5	16QAM	12	13	20.92	20.95	21.07		
5	16QAM	25	0	21.01	21.06	20.95		
5	64QAM	1	0	20.86	21.09	21.03	22	2
5	64QAM	1	12	21.06	20.91	21.16		
5	64QAM	1	24	20.98	20.78	21.17		
5	64QAM	12	0	19.72	19.73	19.77	21	3
5	64QAM	12	7	19.73	19.72	19.76		
5	64QAM	12	13	19.76	19.74	19.71		
5	64QAM	25	0	19.76	19.72	19.81		
Channel				23025	23095	23165	Tune-up limit (dBm)	MPR (dB)
Frequency (MHz)				700.5	707.5	714.5		
3	QPSK	1	0	22.92	22.79	22.72	24	0
3	QPSK	1	8	22.90	23.05	22.97		
3	QPSK	1	14	22.87	22.91	23.01		
3	QPSK	8	0	22.07	21.97	21.98	23	1
3	QPSK	8	4	21.98	22.10	21.94		
3	QPSK	8	7	21.88	21.94	22.09		
3	QPSK	15	0	21.84	21.95	22.08		
3	16QAM	1	0	22.36	22.30	22.27	23	1
3	16QAM	1	8	22.11	22.41	22.51		
3	16QAM	1	14	22.08	22.29	22.24		
3	16QAM	8	0	20.95	21.02	21.03	22	2
3	16QAM	8	4	20.97	20.97	21.26		
3	16QAM	8	7	20.99	20.98	21.04		
3	16QAM	15	0	20.90	20.94	21.11		
3	64QAM	1	0	20.94	21.00	21.13	22	2
3	64QAM	1	8	21.32	21.38	21.18		
3	64QAM	1	14	21.14	21.15	20.92		
3	64QAM	8	0	19.66	19.58	19.68	21	3
3	64QAM	8	4	19.60	19.74	19.88		
3	64QAM	8	7	19.66	19.60	19.68		
3	64QAM	15	0	19.54	19.68	19.81		
Channel				23017	23095	23173	Tune-up limit (dBm)	MPR (dB)
Frequency (MHz)				699.7	707.5	715.3		
1.4	QPSK	1	0	22.76	22.92	22.96	24	0
1.4	QPSK	1	3	22.78	22.92	23.09		
1.4	QPSK	1	5	22.68	22.77	22.92		
1.4	QPSK	3	0	22.79	22.95	23.10		
1.4	QPSK	3	1	22.75	23.02	23.01		
1.4	QPSK	3	3	22.76	22.86	23.06		
1.4	QPSK	6	0	21.74	21.99	21.89	23	1
1.4	16QAM	1	0	22.10	22.23	22.18	23	1
1.4	16QAM	1	3	22.09	22.41	22.49		
1.4	16QAM	1	5	22.15	22.30	22.24		
1.4	16QAM	3	0	21.83	21.87	22.04		
1.4	16QAM	3	1	21.80	21.92	22.18		
1.4	16QAM	3	3	21.90	21.95	22.08		
1.4	16QAM	6	0	20.99	20.96	21.01	22	2
1.4	64QAM	1	0	21.04	20.88	21.07	22	2
1.4	64QAM	1	3	21.17	21.06	21.06		
1.4	64QAM	1	5	21.21	20.86	21.17		
1.4	64QAM	3	0	20.72	21.05	21.05		
1.4	64QAM	3	1	21.13	21.04	21.19		
1.4	64QAM	3	3	20.98	20.83	21.15		
1.4	64QAM	6	0	19.57	19.69	19.62	21	3

LTE Band 14

BW [MHz]	Modulation	RB Size	RB Offset	Power Low Ch. / Freq.	Power Middle Ch. / Freq.	Power High Ch. / Freq.	Tune-up limit (dBm)	MPR (dB)
Channel					23330			
Frequency (MHz)					793			
10	QPSK	1	0		23.25		24	0
10	QPSK	1	25		23.14			
10	QPSK	1	49		23.14			
10	QPSK	25	0		22.53		23	1
10	QPSK	25	12		22.44			
10	QPSK	25	25		22.48			
10	QPSK	50	0		22.54			
10	16QAM	1	0		22.78		23	1
10	16QAM	1	25		22.85			
10	16QAM	1	49		22.62			
10	16QAM	25	0		21.51		22	2
10	16QAM	25	12		21.45			
10	16QAM	25	25		21.48			
10	16QAM	50	0		21.53			
10	64QAM	1	0		21.54		22	2
10	64QAM	1	25		21.41			
10	64QAM	1	49		21.48			
10	64QAM	25	0		20.19		21	3
10	64QAM	25	12		20.09			
10	64QAM	25	25		20.19			
10	64QAM	50	0		20.09			
Channel				23305	23330	23355	Tune-up limit (dBm)	MPR (dB)
Frequency (MHz)				790.5	793	795.5		
5	QPSK	1	0	23.16	23.22	23.11	24	0
5	QPSK	1	12	23.11	23.16	23.11		
5	QPSK	1	24	23.12	23.13	23.12		
5	QPSK	12	0	22.33	22.32	22.42	23	1
5	QPSK	12	7	22.39	22.35	22.31		
5	QPSK	12	13	22.35	22.39	22.44		
5	QPSK	25	0	22.45	22.46	22.34		
5	16QAM	1	0	22.43	22.82	22.65	23	1
5	16QAM	1	12	22.64	22.36	22.73		
5	16QAM	1	24	22.74	22.51	22.78		
5	16QAM	12	0	21.37	21.36	21.52	22	2
5	16QAM	12	7	21.45	21.38	21.38		
5	16QAM	12	13	21.44	21.42	21.35		
5	16QAM	25	0	21.45	21.37	21.35		
5	64QAM	1	0	21.35	21.36	21.57	22	2
5	64QAM	1	12	21.20	21.32	21.27		
5	64QAM	1	24	21.37	21.35	21.36		
5	64QAM	12	0	20.04	20.13	20.11	21	3
5	64QAM	12	7	20.05	20.11	20.01		
5	64QAM	12	13	20.25	20.13	20.30		
5	64QAM	25	0	20.07	20.19	20.07		

LTE Band 30

BW [MHz]	Modulation	RB Size	RB Offset	Power Low Ch. / Freq.	Power Middle Ch. / Freq.	Power High Ch. / Freq.	Tune-up limit (dBm)	MPR (dB)
Channel					27710			
Frequency (MHz)					2310			
10	QPSK	1	0		23.24		24	0
10	QPSK	1	25		23.12			
10	QPSK	1	49		23.12			
10	QPSK	25	0		22.53		23	1
10	QPSK	25	12		22.48			
10	QPSK	25	25		22.46			
10	QPSK	50	0		22.49			
10	16QAM	1	0		22.97		23	1
10	16QAM	1	25		22.86			
10	16QAM	1	49		22.83			
10	16QAM	25	0		21.58		22	2
10	16QAM	25	12		21.61			
10	16QAM	25	25		21.50			
10	16QAM	50	0		21.53			
10	64QAM	1	0		21.35		22	2
10	64QAM	1	25		21.11			
10	64QAM	1	49		21.32			
10	64QAM	25	0		20.03		21	3
10	64QAM	25	12		19.93			
10	64QAM	25	25		19.87			
10	64QAM	50	0		19.88			
Channel				27685	27710	27735	Tune-up limit (dBm)	MPR (dB)
Frequency (MHz)				2307.5	2310	2312.5		
5	QPSK	1	0	23.17	23.10	23.03	24	0
5	QPSK	1	12	23.11	23.23	23.01		
5	QPSK	1	24	23.02	23.10	23.04		
5	QPSK	12	0	22.61	22.59	22.48	23	1
5	QPSK	12	7	22.53	22.51	22.59		
5	QPSK	12	13	22.52	22.46	22.54		
5	QPSK	25	0	22.46	22.50	22.58		
5	16QAM	1	0	22.96	22.79	22.77	23	1
5	16QAM	1	12	22.67	22.73	22.72		
5	16QAM	1	24	22.78	22.82	22.74		
5	16QAM	12	0	21.62	21.60	21.50	22	2
5	16QAM	12	7	21.52	21.59	21.63		
5	16QAM	12	13	21.51	21.56	21.52		
5	16QAM	25	0	21.59	21.54	21.57		
5	64QAM	1	0	21.46	21.33	21.23	22	2
5	64QAM	1	12	21.38	21.25	21.36		
5	64QAM	1	24	21.40	21.34	21.28		
5	64QAM	12	0	20.13	20.15	20.19	21	3
5	64QAM	12	7	20.11	20.04	20.06		
5	64QAM	12	13	20.04	20.00	20.06		
5	64QAM	25	0	20.12	20.05	20.14		

LTE Band 66

BW [MHz]	Modulation	RB Size	RB Offset	Power Low Ch. / Freq.	Power Middle Ch. / Freq.	Power High Ch. / Freq.	Tune-up limit (dBm)	MPR (dB)
Channel				132072	132322	132572		
Frequency (MHz)				1720	1745	1770		
20	QPSK	1	0	23.29	23.36	23.33	24	0
20	QPSK	1	49	23.07	23.09	23.11		
20	QPSK	1	99	23.12	23.34	23.30		
20	QPSK	50	0	22.22	22.30	22.25	23	1
20	QPSK	50	24	22.25	22.19	22.21		
20	QPSK	50	50	22.26	22.27	22.23		
20	QPSK	100	0	22.29	22.33	22.25		
20	16QAM	1	0	22.67	22.70	22.64	23	1
20	16QAM	1	49	22.48	22.52	22.49		
20	16QAM	1	99	22.30	22.34	22.23		
20	16QAM	50	0	21.17	21.28	21.28	22	2
20	16QAM	50	24	21.22	21.17	21.21		
20	16QAM	50	50	21.26	21.29	21.24		
20	16QAM	100	0	21.26	21.20	21.27		
20	64QAM	1	0	21.46	21.28	21.59	22	2
20	64QAM	1	49	21.48	21.38	21.51		
20	64QAM	1	99	21.37	21.36	21.33		
20	64QAM	50	0	20.90	20.87	20.62	21	3
20	64QAM	50	24	20.59	20.54	20.40		
20	64QAM	50	50	20.45	20.75	20.55		
20	64QAM	100	0	20.80	20.69	20.56		
Channel				132047	132322	132597	Tune-up limit (dBm)	MPR (dB)
Frequency (MHz)				1717.5	1745	1772.5		
15	QPSK	1	0	23.31	23.18	23.12	24	0
15	QPSK	1	37	23.11	23.05	23.00		
15	QPSK	1	74	23.12	23.12	23.21		
15	QPSK	36	0	22.24	22.32	22.33	23	1
15	QPSK	36	20	22.20	22.13	22.17		
15	QPSK	36	39	22.19	22.19	22.24		
15	QPSK	75	0	22.27	22.18	22.22		
15	16QAM	1	0	22.78	22.74	22.82	23	1
15	16QAM	1	37	22.52	22.49	22.38		
15	16QAM	1	74	22.77	22.81	22.75		
15	16QAM	36	0	21.24	21.31	21.31	22	2
15	16QAM	36	20	21.20	21.16	21.15		
15	16QAM	36	39	21.16	21.17	21.20		
15	16QAM	75	0	21.24	21.19	21.20		
15	64QAM	1	0	21.02	21.13	21.27	22	2
15	64QAM	1	37	21.08	20.86	21.08		
15	64QAM	1	74	21.13	21.03	21.23		
15	64QAM	36	0	19.93	20.03	20.16	21	3
15	64QAM	36	20	20.02	19.83	20.01		
15	64QAM	36	39	19.91	19.98	20.16		
15	64QAM	75	0	19.98	19.94	20.04		
Channel				132022	132322	132622	Tune-up limit (dBm)	MPR (dB)
Frequency (MHz)				1715	1745	1775		
10	QPSK	1	0	23.31	23.02	23.13	24	0
10	QPSK	1	25	22.97	23.01	23.15		
10	QPSK	1	49	23.33	23.29	23.35		
10	QPSK	25	0	22.06	22.11	22.09	23	1
10	QPSK	25	12	22.12	22.13	22.18		
10	QPSK	25	25	22.26	22.29	22.30		
10	QPSK	50	0	22.09	22.14	22.25		
10	16QAM	1	0	22.02	22.10	22.13	23	1
10	16QAM	1	25	22.32	22.38	22.41		
10	16QAM	1	49	22.46	22.50	22.47		
10	16QAM	25	0	21.05	21.09	21.10	22	2
10	16QAM	25	12	21.10	21.13	21.15		
10	16QAM	25	25	21.26	21.24	21.27		
10	16QAM	50	0	21.11	21.12	21.23		
10	64QAM	1	0	21.22	21.28	21.17	22	2
10	64QAM	1	25	21.59	21.46	21.49		
10	64QAM	1	49	21.58	21.50	21.50		
10	64QAM	25	0	19.75	19.94	19.93	21	3
10	64QAM	25	12	19.88	19.94	20.03		
10	64QAM	25	25	19.97	20.11	20.10		
10	64QAM	50	0	19.90	19.88	20.12		
Channel				131997	132322	132647	Tune-up limit (dBm)	MPR (dB)
Frequency (MHz)				1712.5	1745	1777.5		
5	QPSK	1	0	23.12	23.16	23.32	24	0
5	QPSK	1	12	23.07	22.99	23.11		
5	QPSK	1	24	22.99	23.08	23.12		
5	QPSK	12	0	22.12	22.19	22.23	23	1
5	QPSK	12	7	22.10	22.11	22.18		
5	QPSK	12	13	22.07	22.15	22.15		
5	QPSK	25	0	22.09	22.16	22.21		
5	16QAM	1	0	22.47	22.52	22.60	23	1
5	16QAM	1	12	22.30	22.34	22.36		
5	16QAM	1	24	22.32	22.42	22.42		
5	16QAM	12	0	21.16	21.18	21.25	22	2
5	16QAM	12	7	21.11	21.11	21.23		
5	16QAM	12	13	21.05	21.20	21.15		
5	16QAM	25	0	21.09	21.12	21.20		
5	64QAM	1	0	21.52	21.45	21.34	22	2
5	64QAM	1	12	21.20	21.19	21.25		
5	64QAM	1	24	21.30	21.16	21.15		
5	64QAM	12	0	19.94	19.92	20.12	21	3
5	64QAM	12	7	19.82	19.85	20.05		
5	64QAM	12	13	19.87	19.95	20.00		
5	64QAM	25	0	19.87	19.90	20.05		
Channel				131987	132322	132657	Tune-up limit (dBm)	MPR (dB)
Frequency (MHz)				1711.5	1745	1778.5		
3	QPSK	1	0	23.10	23.25	23.20	24	0
3	QPSK	1	8	23.05	23.19	23.16		
3	QPSK	1	14	23.00	23.11	23.09		
3	QPSK	8	0	22.08	22.14	22.20	23	1
3	QPSK	8	4	22.08	22.12	22.20		
3	QPSK	8	7	22.03	22.14	22.15		
3	QPSK	15	0	22.08	22.13	22.17		
3	16QAM	1	0	22.37	22.41	22.53	23	1
3	16QAM	1	8	22.35	22.53	22.49		
3	16QAM	1	14	22.29	22.38	22.45		
3	16QAM	8	0	21.16	21.17	21.22	22	2
3	16QAM	8	4	21.13	21.18	21.23		
3	16QAM	8	7	21.10	21.22	21.22		
3	16QAM	15	0	21.07	21.12	21.19		
3	64QAM	1	0	21.40	21.29	21.31	22	2
3	64QAM	1	8	21.21	21.37	21.28		
3	64QAM	1	14	21.32	21.16	21.32		
3	64QAM	8	0	19.87	19.80	20.04	21	3
3	64QAM	8	4	19.88	19.88	20.05		
3	64QAM	8	7	19.86	20.28	19.99		
3	64QAM	15	0	19.81	20.08	20.01		
Channel				131979	132322	132665	Tune-up limit (dBm)	MPR (dB)
Frequency (MHz)				1710.7	1745	1779.3		
1.4	QPSK	1	0	23.19	23.07	23.24	24	0
1.4	QPSK	1	3	23.05	23.11	23.16		
1.4	QPSK	1	5	23.02	23.14	23.10		
1.4	QPSK	3	0	23.07	23.08	23.15		
1.4	QPSK	3	1	23.10	23.13	23.19		
1.4	QPSK	3	3	23.03	23.14	23.15		
1.4	QPSK	6	0	22.05	22.07	22.14	23	1
1.4	16QAM	1	0	22.30	22.35	22.49	23	1
1.4	16QAM	1	3	22.35	22.41	22.51		
1.4	16QAM	1	5	22.28	22.45	22.41		
1.4	16QAM	3	0	22.09	22.14	22.18		
1.4	16QAM	3	1	22.15	22.18	22.21		
1.4	16QAM	3	3	22.08	22.22	22.15		
1.4	16QAM	6	0	21.06	21.12	21.25	22	2
1.4	64QAM	1	0	21.12	21.23	21.42	22	2
1.4	64QAM	1	3	21.29	21.45	21.41		
1.4	64QAM	1	5	21.17	21.15	21.46		
1.4	64QAM	3	0	21.22	21.05	21.37		
1.4	64QAM	3	1	21.27	21.43	21.44		
1.4	64QAM	3	3	21.27	21.29	21.38		
1.4	64QAM	6	0	20.14	20.19	20.31	21	3

Reduced Power Mode for P-Sensor On

GSM1900	Burst Average Power (dBm)			Tune-up Limit (dBm)	Frame-Average Power (dBm)			Tune-up Limit (dBm)
TX Channel	512	661	810		512	661	810	
Frequency (MHz)	1850.2	1880	1909.8		1850.2	1880	1909.8	
GSM 1 Tx slot	26.12	26.08	26.15	27.00	17.12	17.08	17.15	18.00
GPRS 1 Tx slot	26.15	26.06	26.14	27.00	17.15	17.06	17.14	18.00
GPRS 2 Tx slots	22.41	22.43	22.36	24.00	16.41	16.43	16.36	18.00
GPRS 3 Tx slots	20.97	20.84	20.90	22.00	16.71	16.58	16.64	17.74
GPRS 4 Tx slots	19.60	19.62	19.63	20.50	16.60	16.62	16.63	17.50
EDGE 1 Tx slot	21.95	22.02	21.89	22.50	12.95	13.02	12.89	13.50
EDGE 2 Tx slots	21.81	21.92	21.71	22.50	15.81	15.92	15.71	16.50
EDGE 3 Tx slots	19.82	20.12	19.72	20.50	15.56	15.86	15.46	16.24
EDGE 4 Tx slots	18.71	18.84	18.59	19.50	15.71	15.84	15.59	16.50

Band		WCDMA II			Tune-up Limit (dBm)	WCDMA IV			Tune-up Limit (dBm)	WCDMA V			Tune-up Limit (dBm)
TX Channel		9262	9400	9538		1312	1413	1513		4132	4182	4233	
Rx Channel		9662	9800	9938		1537	1638	1738		4357	4407	4458	
Frequency (MHz)		1852.4	1880	1907.6		1712.4	1732.6	1752.6		826.4	836.4	846.6	
3GPP Rel 99	AMR 12.2Kbps	14.22	14.26	14.20	15.50	15.26	15.22	15.13	16.00	20.87	21.13	21.07	22.00
3GPP Rel 99	RMC 12.2Kbps	14.21	14.28	14.22	15.50	15.22	15.27	15.18	16.00	20.86	21.16	21.11	22.00
3GPP Rel 6	HSDPA Subtest-1	13.64	13.54	13.66	14.50	14.18	14.05	14.14	15.00	20.17	20.36	20.41	21.00
3GPP Rel 6	HSDPA Subtest-2	13.63	13.76	13.65	14.50	14.15	14.12	14.07	15.00	20.19	20.35	20.32	21.00
3GPP Rel 6	HSDPA Subtest-3	12.97	12.98	13.10	14.00	13.63	13.54	13.67	14.50	19.68	19.56	19.90	20.50
3GPP Rel 6	HSDPA Subtest-4	13.08	13.10	12.98	14.00	13.68	13.65	13.63	14.50	19.67	19.67	19.87	20.50
3GPP Rel 8	DC-HSDPA Subtest-1	13.65	13.62	13.66	14.50	14.16	14.06	14.11	15.00	20.18	20.02	20.41	21.00
3GPP Rel 8	DC-HSDPA Subtest-2	13.62	13.87	13.54	14.50	14.13	14.07	14.14	15.00	20.18	20.01	20.38	21.00
3GPP Rel 8	DC-HSDPA Subtest-3	12.97	13.43	12.99	14.00	13.61	13.65	13.60	14.50	19.67	19.55	19.86	20.50
3GPP Rel 8	DC-HSDPA Subtest-4	12.86	12.98	12.98	14.00	13.60	13.70	13.54	14.50	19.63	19.51	19.79	20.50
3GPP Rel 6	HSUPA Subtest-1	13.65	13.65	13.66	14.50	14.28	14.32	14.13	15.00	20.17	20.12	20.46	21.00
3GPP Rel 6	HSUPA Subtest-2	11.62	11.76	11.88	12.50	12.16	12.24	12.21	13.00	18.21	18.22	18.37	19.00
3GPP Rel 6	HSUPA Subtest-3	12.74	12.74	12.87	13.50	13.06	13.08	12.97	14.00	19.13	19.18	19.35	20.00
3GPP Rel 6	HSUPA Subtest-4	11.64	11.76	11.88	12.50	12.07	12.15	11.97	13.00	18.06	18.24	18.35	19.00
3GPP Rel 6	HSUPA Subtest-5	13.90	13.66	13.97	14.50	14.26	14.22	14.16	15.00	20.03	20.25	20.34	21.00

LTE Band 2

BW [MHz]	Modulation	RB Size	RB Offset	Power Low Ch. / Freq.	Power Middle Ch. / Freq.	Power High Ch. / Freq.	Tune-up limit (dBm)	MPR (dB)
Channel				18700	18900	19100		
Frequency (MHz)				1860	1880	1900		
20	QPSK	1	0	15.94	16.07	15.83	16.5	0
20	QPSK	1	49	15.71	16.04	16.03		
20	QPSK	1	99	15.67	15.91	15.89		
20	QPSK	50	0	15.89	15.96	15.81	16.5	0
20	QPSK	50	24	15.95	15.81	15.77		
20	QPSK	50	50	15.77	15.68	15.75		
20	QPSK	100	0	15.91	15.91	15.79		
20	16QAM	1	0	15.94	15.88	15.85	16.5	0
20	16QAM	1	49	15.86	15.86	15.73		
20	16QAM	1	99	15.83	15.96	15.85		
20	16QAM	50	0	15.99	15.84	15.75	16.5	0
20	16QAM	50	24	15.83	15.84	15.72		
20	16QAM	50	50	15.68	15.68	15.71		
20	16QAM	100	0	15.92	15.79	15.89		
20	64QAM	1	0	15.85	15.75	15.84	16.5	0
20	64QAM	1	49	15.73	15.85	15.82		
20	64QAM	1	99	15.73	15.95	15.96		
20	64QAM	50	0	16.01	15.87	15.78	16.5	0
20	64QAM	50	24	15.93	15.77	15.73		
20	64QAM	50	50	15.81	15.59	15.74		
20	64QAM	100	0	15.87	15.80	15.75		
Channel				18675	18900	19125	Tune-up limit (dBm)	MPR (dB)
Frequency (MHz)				1857.5	1880	1902.5		
15	QPSK	1	0	15.77	15.77	15.86	16.5	0
15	QPSK	1	37	15.57	15.59	15.67		
15	QPSK	1	74	15.79	15.87	15.77		
15	QPSK	36	0	15.93	15.95	15.83	16.5	0
15	QPSK	36	20	16.00	15.93	15.89		
15	QPSK	36	39	15.87	15.81	15.87		
15	QPSK	75	0	15.95	15.85	15.95		
15	16QAM	1	0	15.68	15.81	16.00	16.5	0
15	16QAM	1	37	16.05	16.04	15.94		
15	16QAM	1	74	15.78	15.78	15.71		
15	16QAM	36	0	15.97	15.95	15.78	16.5	0
15	16QAM	36	20	15.98	15.86	15.90		
15	16QAM	36	39	16.03	15.81	15.93		
15	16QAM	75	0	16.00	16.02	15.85		
15	64QAM	1	0	15.97	16.03	15.71	16.5	0
15	64QAM	1	37	15.79	15.60	15.72		
15	64QAM	1	74	15.99	15.71	15.91		
15	64QAM	36	0	16.06	15.84	15.79	16.5	0
15	64QAM	36	20	15.86	15.87	15.83		
15	64QAM	36	39	15.92	15.80	15.85		
15	64QAM	75	0	15.85	15.92	15.82		
Channel				18650	18900	19150	Tune-up limit (dBm)	MPR (dB)
Frequency (MHz)				1855	1880	1905		
10	QPSK	1	0	15.76	15.77	15.74	16.5	0
10	QPSK	1	25	15.71	15.91	15.96		
10	QPSK	1	49	15.84	15.78	15.73		
10	QPSK	25	0	15.85	15.88	15.91	16.5	0
10	QPSK	25	12	15.91	15.83	15.87		
10	QPSK	25	25	15.80	15.92	15.79		
10	QPSK	50	0	15.90	15.92	15.81		
10	16QAM	1	0	16.01	15.99	15.88	16.5	0
10	16QAM	1	25	15.85	15.91	16.04		
10	16QAM	1	49	16.02	15.99	16.03		
10	16QAM	25	0	15.90	15.90	15.91	16.5	0
10	16QAM	25	12	15.91	15.78	15.77		
10	16QAM	25	25	15.85	15.70	15.72		
10	16QAM	50	0	15.87	15.99	15.82		
10	64QAM	1	0	15.99	15.98	15.83	16.5	0
10	64QAM	1	25	15.66	15.99	15.80		
10	64QAM	1	49	15.85	15.84	15.78		
10	64QAM	25	0	15.87	15.88	15.87	16.5	0
10	64QAM	25	12	15.78	15.88	15.82		
10	64QAM	25	25	15.85	15.93	15.77		
10	64QAM	50	0	15.78	15.85	15.85		
Channel				18625	18900	19175	Tune-up limit (dBm)	MPR (dB)
Frequency (MHz)				1852.5	1880	1907.5		
5	QPSK	1	0	15.88	15.78	15.76	16.5	0
5	QPSK	1	12	15.82	15.68	15.68		
5	QPSK	1	24	15.71	15.95	15.60		
5	QPSK	12	0	15.95	15.94	15.99	16.5	0
5	QPSK	12	7	15.92	15.84	15.79		
5	QPSK	12	13	15.83	15.90	15.75		
5	QPSK	25	0	15.95	15.88	15.82		
5	16QAM	1	0	15.93	15.74	15.95	16.5	0
5	16QAM	1	12	15.96	15.89	15.97		
5	16QAM	1	24	15.98	15.91	15.99		
5	16QAM	12	0	16.03	15.85	15.89	16.5	0
5	16QAM	12	7	15.90	15.90	15.75		
5	16QAM	12	13	15.85	15.79	15.73		
5	16QAM	25	0	15.96	15.80	15.74		
5	64QAM	1	0	15.98	16.01	15.89	16.5	0
5	64QAM	1	12	16.05	15.64	16.02		
5	64QAM	1	24	16.00	16.04	15.95		
5	64QAM	12	0	16.03	15.79	15.89	16.5	0
5	64QAM	12	7	15.85	16.07	15.78		
5	64QAM	12	13	15.99	15.95	15.78		
5	64QAM	25	0	15.94	15.94	15.79		
Channel				18615	18900	19185	Tune-up limit (dBm)	MPR (dB)
Frequency (MHz)				1851.5	1880	1908.5		
3	QPSK	1	0	16.04	15.89	15.75	16.5	0
3	QPSK	1	8	16.04	16.00	15.87		
3	QPSK	1	14	16.06	15.72	15.84		
3	QPSK	8	0	15.87	15.78	15.79	16.5	0
3	QPSK	8	4	15.90	15.88	15.91		
3	QPSK	8	7	15.82	15.87	15.79		
3	QPSK	15	0	15.85	15.83	15.71		
3	16QAM	1	0	16.03	15.70	15.81	16.5	0
3	16QAM	1	8	15.99	15.97	15.96		
3	16QAM	1	14	15.75	16.01	15.97		
3	16QAM	8	0	15.88	15.66	15.70	16.5	0
3	16QAM	8	4	15.86	15.92	15.55		
3	16QAM	8	7	15.70	15.74	15.65		
3	16QAM	15	0	15.72	15.83	15.72		
3	64QAM	1	0	15.81	16.01	15.87	16.5	0
3	64QAM	1	8	15.92	15.88	15.75		
3	64QAM	1	14	15.83	16.01	15.94		
3	64QAM	8	0	15.82	15.98	15.97	16.5	0
3	64QAM	8	4	15.97	16.03	16.00		
3	64QAM	8	7	16.03	16.00	15.97		
3	64QAM	15	0	15.90	16.06	15.92		
Channel				18607	18900	19193	Tune-up limit (dBm)	MPR (dB)
Frequency (MHz)				1850.7	1880	1909.3		
1.4	QPSK	1	0	15.55	15.77	15.73	16.5	0
1.4	QPSK	1	3	16.00	16.01	15.82		
1.4	QPSK	1	5	15.69	15.94	15.76		
1.4	QPSK	3	0	15.99	15.92	15.87		
1.4	QPSK	3	1	16.01	15.97	15.94		
1.4	QPSK	3	3	15.91	16.00	15.81		
1.4	QPSK	6	0	15.76	15.79	15.66	16.5	0
1.4	16QAM	1	0	15.99	15.73	16.00	16.5	0
1.4	16QAM	1	3	16.04	15.98	16.00		
1.4	16QAM	1	5	15.89	15.86	15.64		
1.4	16QAM	3	0	16.02	15.74	15.74		
1.4	16QAM	3	1	16.00	16.02	16.04		
1.4	16QAM	3	3	15.82	15.96	15.86		
1.4	16QAM	6	0	15.70	15.76	15.64	16.5	0
1.4	64QAM	1	0	15.71	16.03	16.00	16.5	0
1.4	64QAM	1	3	15.96	15.97	15.68		
1.4	64QAM	1	5	16.01	15.86	15.99		
1.4	64QAM	3	0	15.92	15.91	15.86		
1.4	64QAM	3	1	16.04	15.97	15.91		
1.4	64QAM	3	3	16.01	15.75	15.61		
1.4	64QAM	6	0	16.01	16.04	15.83	16.5	0

LTE Band 4

BW [MHz]	Modulation	RB Size	RB Offset	Power Low Ch. / Freq.	Power Middle Ch. / Freq.	Power High Ch. / Freq.	Tune-up limit (dBm)	MPR (dB)
Channel				20050	20175	20300		
Frequency (MHz)				1720	1732.5	1745		
20	QPSK	1	0	15.78	16.02	15.97	16.5	0
20	QPSK	1	49	15.80	15.98	15.79		
20	QPSK	1	99	15.73	15.87	15.72		
20	QPSK	50	0	15.85	15.94	15.79	16.5	0
20	QPSK	50	24	15.88	15.72	15.75		
20	QPSK	50	50	15.77	15.91	15.66		
20	QPSK	100	0	15.74	15.88	15.82		
20	16QAM	1	0	15.71	15.76	15.74	16.5	0
20	16QAM	1	49	15.59	15.88	15.74		
20	16QAM	1	99	15.69	15.86	15.75		
20	16QAM	50	0	15.76	15.84	15.74	16.5	0
20	16QAM	50	24	15.92	15.76	15.73		
20	16QAM	50	50	15.79	15.67	15.82		
20	16QAM	100	0	15.74	15.73	15.73		
20	64QAM	1	0	15.86	15.74	15.73	16.5	0
20	64QAM	1	49	15.74	15.75	15.73		
20	64QAM	1	99	15.84	15.83	15.74		
20	64QAM	50	0	16.01	15.85	15.77	16.5	0
20	64QAM	50	24	15.87	15.77	15.72		
20	64QAM	50	50	15.84	15.78	15.66		
20	64QAM	100	0	15.88	15.73	15.81		
Channel				20025	20175	20325	Tune-up limit (dBm)	MPR (dB)
Frequency (MHz)				1717.5	1732.5	1747.5		
15	QPSK	1	0	15.45	15.70	15.71	16.5	0
15	QPSK	1	37	15.50	15.40	15.55		
15	QPSK	1	74	15.59	15.72	15.80		
15	QPSK	36	0	15.73	15.80	15.80	16.5	0
15	QPSK	36	20	15.79	15.71	15.66		
15	QPSK	36	39	15.62	15.76	15.66		
15	QPSK	75	0	15.77	15.69	15.74		
15	16QAM	1	0	15.71	15.85	15.75	16.5	0
15	16QAM	1	37	15.74	15.99	15.94		
15	16QAM	1	74	15.72	15.74	15.62		
15	16QAM	36	0	15.73	15.87	15.93	16.5	0
15	16QAM	36	20	15.77	15.79	15.68		
15	16QAM	36	39	15.78	15.79	15.68		
15	16QAM	75	0	15.64	15.71	15.70		
15	64QAM	1	0	15.73	15.72	15.94	16.5	0
15	64QAM	1	37	15.74	15.84	15.84		
15	64QAM	1	74	15.84	15.74	15.83		
15	64QAM	36	0	15.81	15.87	15.83	16.5	0
15	64QAM	36	20	15.75	15.80	15.66		
15	64QAM	36	39	15.77	15.80	15.69		
15	64QAM	75	0	15.69	15.75	15.70		
Channel				20000	20175	20350	Tune-up limit (dBm)	MPR (dB)
Frequency (MHz)				1715	1732.5	1750		
10	QPSK	1	0	15.96	15.99	15.72	16.5	0
10	QPSK	1	25	15.76	15.67	15.67		
10	QPSK	1	49	15.82	15.74	15.72		
10	QPSK	25	0	15.58	15.80	15.75	16.5	0
10	QPSK	25	12	15.61	15.71	15.73		
10	QPSK	25	25	15.83	15.91	15.74		
10	QPSK	50	0	15.63	15.79	15.75		
10	16QAM	1	0	15.69	15.84	15.84	16.5	0
10	16QAM	1	25	15.74	15.68	15.70		
10	16QAM	1	49	15.71	15.74	15.73		
10	16QAM	25	0	15.77	15.83	15.71	16.5	0
10	16QAM	25	12	15.71	15.76	15.71		
10	16QAM	25	25	15.86	15.90	15.84		
10	16QAM	50	0	15.65	15.84	15.76		
10	64QAM	1	0	15.96	15.83	15.98	16.5	0
10	64QAM	1	25	15.72	15.98	15.75		
10	64QAM	1	49	15.99	15.83	16.00		
10	64QAM	25	0	15.68	15.84	15.73	16.5	0
10	64QAM	25	12	15.58	15.87	15.71		
10	64QAM	25	25	15.88	15.91	15.85		
10	64QAM	50	0	15.61	15.71	15.73		
Channel				19975	20175	20375	Tune-up limit (dBm)	MPR (dB)
Frequency (MHz)				1712.5	1732.5	1752.5		
5	QPSK	1	0	15.58	15.82	15.69	16.5	0
5	QPSK	1	12	15.49	15.63	15.56		
5	QPSK	1	24	15.37	15.46	15.50		
5	QPSK	12	0	15.78	15.75	15.77	16.5	0
5	QPSK	12	7	15.68	15.63	15.71		
5	QPSK	12	13	15.55	15.64	15.68		
5	QPSK	25	0	15.60	15.65	15.61		
5	16QAM	1	0	15.72	15.65	15.77	16.5	0
5	16QAM	1	12	15.63	15.81	15.79		
5	16QAM	1	24	15.75	15.83	15.85		
5	16QAM	12	0	15.74	15.75	15.72	16.5	0
5	16QAM	12	7	15.65	15.77	15.76		
5	16QAM	12	13	15.67	15.74	15.65		
5	16QAM	25	0	15.63	15.79	15.80		
5	64QAM	1	0	15.84	15.83	15.98	16.5	0
5	64QAM	1	12	15.73	15.93	16.02		
5	64QAM	1	24	15.68	15.70	15.73		
5	64QAM	12	0	15.57	15.79	15.66	16.5	0
5	64QAM	12	7	15.57	15.70	15.56		
5	64QAM	12	13	15.52	15.68	15.57		
5	64QAM	25	0	15.60	15.70	15.67		
Channel				19965	20175	20385	Tune-up limit (dBm)	MPR (dB)
Frequency (MHz)				1711.5	1732.5	1753.5		
3	QPSK	1	0	15.32	15.52	15.38	16.5	0
3	QPSK	1	8	15.60	15.72	15.69		
3	QPSK	1	14	15.31	15.38	15.40		
3	QPSK	8	0	15.54	15.64	15.66	16.5	0
3	QPSK	8	4	15.61	15.61	15.63		
3	QPSK	8	7	15.46	15.57	15.62		
3	QPSK	15	0	15.56	15.69	15.69		
3	16QAM	1	0	15.65	15.95	15.85	16.5	0
3	16QAM	1	8	15.64	15.66	15.95		
3	16QAM	1	14	15.61	15.63	15.58		
3	16QAM	8	0	15.69	15.84	15.91	16.5	0
3	16QAM	8	4	15.69	15.86	15.81		
3	16QAM	8	7	15.65	15.78	15.78		
3	16QAM	15	0	15.75	15.90	15.74		
3	64QAM	1	0	15.66	15.83	15.62	16.5	0
3	64QAM	1	8	15.93	15.87	15.96		
3	64QAM	1	14	15.72	15.85	15.68		
3	64QAM	8	0	15.48	15.89	15.58	16.5	0
3	64QAM	8	4	15.43	15.89	15.82		
3	64QAM	8	7	15.46	15.81	15.83		
3	64QAM	15	0	15.52	15.76	15.77		
Channel				19957	20175	20393	Tune-up limit (dBm)	MPR (dB)
Frequency (MHz)				1710.7	1732.5	1754.3		
1.4	QPSK	1	0	15.45	15.50	15.49	16.5	0
1.4	QPSK	1	3	15.61	15.58	15.62		
1.4	QPSK	1	5	15.63	15.49	15.46		
1.4	QPSK	3	0	15.55	15.67	15.55		
1.4	QPSK	3	1	15.50	15.68	15.61		
1.4	QPSK	3	3	15.57	15.67	15.50		
1.4	QPSK	6	0	15.59	15.56	15.60	16.5	0
1.4	16QAM	1	0	15.52	15.61	15.54	16.5	0
1.4	16QAM	1	3	15.65	15.53	15.52		
1.4	16QAM	1	5	15.26	15.56	15.58		
1.4	16QAM	3	0	15.71	15.62	15.68		
1.4	16QAM	3	1	15.65	15.90	15.87		
1.4	16QAM	3	3	15.61	15.80	15.59		
1.4	16QAM	6	0	15.49	15.46	15.46	16.5	0
1.4	64QAM	1	0	15.60	15.73	15.68	16.5	0
1.4	64QAM	1	3	15.84	15.74	15.53		
1.4	64QAM	1	5	15.81	15.65	15.57		
1.4	64QAM	3	0	15.64	15.57	15.51		
1.4	64QAM	3	1	15.55	15.51	15.56		
1.4	64QAM	3	3	15.58	15.57	15.55		
1.4	64QAM	6	0	15.48	15.65	15.67	16.5	0

LTE Band 5

BW [MHz]	Modulation	RB Size	RB Offset	Power Low Ch. / Freq.	Power Middle Ch. / Freq.	Power High Ch. / Freq.	Tune-up limit (dBm)	MPR (dB)
Channel				20450	20525	20600		
Frequency (MHz)				829	836.5	844		
10	QPSK	1	0	22.34	22.44	22.33	23	0
10	QPSK	1	25	22.20	22.33	22.43		
10	QPSK	1	49	22.32	22.33	22.43		
10	QPSK	25	0	22.33	22.39	22.31	23	0
10	QPSK	25	12	22.22	22.17	22.23		
10	QPSK	25	25	22.07	22.26	22.38		
10	QPSK	50	0	22.23	22.29	22.31		
10	16QAM	1	0	22.31	22.24	22.33	23	0
10	16QAM	1	25	22.41	22.30	22.20		
10	16QAM	1	49	22.42	22.23	22.32		
10	16QAM	25	0	21.16	21.11	21.29	22	1
10	16QAM	25	12	21.19	21.20	21.17		
10	16QAM	25	25	21.29	21.26	21.37		
10	16QAM	50	0	21.24	21.29	21.39		
10	64QAM	1	0	21.55	21.44	21.44	22	1
10	64QAM	1	25	21.46	21.51	21.49		
10	64QAM	1	49	21.45	21.33	21.43		
10	64QAM	25	0	20.08	20.15	20.24	21	2
10	64QAM	25	12	20.20	20.23	20.21		
10	64QAM	25	25	20.12	20.29	20.32		
10	64QAM	50	0	20.14	20.26	20.19		
Channel				20425	20525	20625	Tune-up limit (dBm)	MPR (dB)
Frequency (MHz)				826.5	836.5	846.5		
5	QPSK	1	0	22.38	22.34	22.20	23	0
5	QPSK	1	12	21.94	22.07	21.94		
5	QPSK	1	24	22.06	22.00	22.15		
5	QPSK	12	0	22.19	22.10	22.17	23	0
5	QPSK	12	7	22.04	22.06	22.25		
5	QPSK	12	13	22.01	22.10	22.02		
5	QPSK	25	0	22.12	22.11	22.20		
5	16QAM	1	0	22.32	22.34	22.34	23	0
5	16QAM	1	12	22.21	22.43	22.41		
5	16QAM	1	24	22.30	22.35	22.32		
5	16QAM	12	0	21.31	21.19	21.34	22	1
5	16QAM	12	7	21.14	21.20	21.30		
5	16QAM	12	13	21.25	21.22	21.11		
5	16QAM	25	0	21.10	21.14	21.05		
5	64QAM	1	0	21.41	21.32	21.50	22	1
5	64QAM	1	12	21.34	21.45	21.28		
5	64QAM	1	24	21.39	21.40	21.31		
5	64QAM	12	0	20.13	20.15	20.30	21	2
5	64QAM	12	7	20.08	20.14	20.42		
5	64QAM	12	13	20.10	20.04	20.16		
5	64QAM	25	0	20.01	20.09	20.19		
Channel				20415	20525	20635	Tune-up limit (dBm)	MPR (dB)
Frequency (MHz)				825.5	836.5	847.5		
3	QPSK	1	0	22.39	22.31	22.30	23	0
3	QPSK	1	8	22.10	22.06	21.90		
3	QPSK	1	14	21.89	21.90	22.02		
3	QPSK	8	0	22.07	22.12	22.21	23	0
3	QPSK	8	4	22.21	22.03	22.01		
3	QPSK	8	7	22.01	22.14	22.17		
3	QPSK	15	0	22.15	22.10	22.19		
3	16QAM	1	0	22.21	22.35	22.33	23	0
3	16QAM	1	8	22.33	22.32	22.36		
3	16QAM	1	14	22.30	22.23	22.33		
3	16QAM	8	0	21.27	21.27	21.20	22	1
3	16QAM	8	4	21.21	21.11	21.19		
3	16QAM	8	7	21.18	21.21	21.19		
3	16QAM	15	0	21.17	21.18	21.31		
3	64QAM	1	0	21.35	21.07	21.01	22	1
3	64QAM	1	8	21.15	21.12	21.25		
3	64QAM	1	14	21.19	21.20	21.25		
3	64QAM	8	0	20.09	20.11	20.17	21	2
3	64QAM	8	4	20.13	20.05	20.16		
3	64QAM	8	7	20.12	20.15	20.16		
3	64QAM	15	0	20.12	20.23	19.99		
Channel				20407	20525	20643	Tune-up limit (dBm)	MPR (dB)
Frequency (MHz)				824.7	836.5	848.3		
1.4	QPSK	1	0	22.05	22.27	22.24	23	0
1.4	QPSK	1	3	22.20	22.18	22.27		
1.4	QPSK	1	5	21.99	22.11	22.12		
1.4	QPSK	3	0	22.03	22.09	22.10		
1.4	QPSK	3	1	22.12	22.08	22.19		
1.4	QPSK	3	3	21.96	21.99	22.06		
1.4	QPSK	6	0	22.09	22.01	22.10	23	0
1.4	16QAM	1	0	22.27	22.40	22.23	23	0
1.4	16QAM	1	3	22.42	22.32	22.34		
1.4	16QAM	1	5	22.33	22.35	22.39		
1.4	16QAM	3	0	22.27	22.16	22.21		
1.4	16QAM	3	1	22.18	22.12	22.11		
1.4	16QAM	3	3	22.17	21.97	22.18		
1.4	16QAM	6	0	21.19	21.27	21.48	22	1
1.4	64QAM	1	0	21.05	21.11	21.25	22	1
1.4	64QAM	1	3	20.87	20.81	21.06		
1.4	64QAM	1	5	20.93	20.86	21.02		
1.4	64QAM	3	0	21.19	21.24	21.27		
1.4	64QAM	3	1	21.21	21.24	21.25		
1.4	64QAM	3	3	21.16	21.20	21.21		
1.4	64QAM	6	0	20.06	20.16	20.18	21	2

LTE Band 30

BW [MHz]	Modulation	RB Size	RB Offset	Power Low Ch. / Freq.	Power Middle Ch. / Freq.	Power High Ch. / Freq.	Tune-up limit (dBm)	MPR (dB)
Channel					27710			
Frequency (MHz)					2310			
10	QPSK	1	0		20.15		21	0
10	QPSK	1	25		20.03			
10	QPSK	1	49		19.99			
10	QPSK	25	0		20.11		21	0
10	QPSK	25	12		19.76			
10	QPSK	25	25		19.78			
10	QPSK	50	0		20.03			
10	16QAM	1	0		19.80		21	0
10	16QAM	1	25		19.69			
10	16QAM	1	49		19.66			
10	16QAM	25	0		19.41		21	0
10	16QAM	25	12		19.44			
10	16QAM	25	25		19.33			
10	16QAM	50	0		19.36			
10	64QAM	1	0		19.89		21	0
10	64QAM	1	25		19.93			
10	64QAM	1	49		19.78			
10	64QAM	25	0		19.86		21	0
10	64QAM	25	12		19.76			
10	64QAM	25	25		19.70			
10	64QAM	50	0		19.71			
Channel				27685	27710	27735	Tune-up limit (dBm)	MPR (dB)
Frequency (MHz)				2307.5	2310	2312.5		
5	QPSK	1	0	20.04	20.13	20.12	21	0
5	QPSK	1	12	20.06	20.01	20.05		
5	QPSK	1	24	19.99	20.13	19.98		
5	QPSK	12	0	20.11	20.03	20.05	21	0
5	QPSK	12	7	20.03	19.98	20.01		
5	QPSK	12	13	20.03	20.03	19.92		
5	QPSK	25	0	20.00	20.04	20.08		
5	16QAM	1	0	19.97	20.02	20.00	21	0
5	16QAM	1	12	19.85	20.14	20.00		
5	16QAM	1	24	19.95	20.12	20.01		
5	16QAM	12	0	20.02	20.10	20.00	21	0
5	16QAM	12	7	20.03	20.02	19.99		
5	16QAM	12	13	20.05	19.93	20.08		
5	16QAM	25	0	20.00	19.99	19.99		
5	64QAM	1	0	20.12	20.00	19.99	21	0
5	64QAM	1	12	20.00	20.01	19.99		
5	64QAM	1	24	20.10	20.09	20.00		
5	64QAM	12	0	20.12	20.11	20.03	21	0
5	64QAM	12	7	20.13	20.03	19.98		
5	64QAM	12	13	20.10	20.04	19.92		
5	64QAM	25	0	20.14	19.99	20.07		

LTE Band 66

BW [MHz]	Modulation	RB Size	RB Offset	Power Low Ch. / Freq.	Power Middle Ch. / Freq.	Power High Ch. / Freq.	Tune-up limit (dBm)	MPR (dB)
Channel				132072	132322	132572		
Frequency (MHz)				1720	1745	1770		
20	QPSK	1	0	16.01	16.06	15.98	16.5	0
20	QPSK	1	49	16.00	15.99	16.06		
20	QPSK	1	99	15.96	15.97	15.95		
20	QPSK	50	0	15.82	15.86	15.75	16.5	0
20	QPSK	50	24	15.57	15.58	15.61		
20	QPSK	50	50	15.50	15.56	15.56		
20	QPSK	100	0	15.52	15.71	15.64		
20	16QAM	1	0	15.57	15.57	15.54	16.5	0
20	16QAM	1	49	15.57	15.49	15.47		
20	16QAM	1	99	15.80	15.90	15.94		
20	16QAM	50	0	15.43	15.50	15.52	16.5	0
20	16QAM	50	24	15.50	15.62	15.61		
20	16QAM	50	50	15.53	15.52	15.57		
20	16QAM	100	0	15.54	15.55	15.59		
20	64QAM	1	0	15.68	15.73	15.84	16.5	0
20	64QAM	1	49	15.73	15.74	15.80		
20	64QAM	1	99	15.64	15.58	15.66		
20	64QAM	50	0	15.42	15.47	15.50	16.5	0
20	64QAM	50	24	15.49	15.59	15.57		
20	64QAM	50	50	15.51	15.53	15.53		
20	64QAM	100	0	15.51	15.58	15.59		
Channel				132047	132322	132597	Tune-up limit (dBm)	MPR (dB)
Frequency (MHz)				1717.5	1745	1772.5		
15	QPSK	1	0	15.59	15.53	15.70	16.5	0
15	QPSK	1	37	15.90	15.45	15.75		
15	QPSK	1	74	15.61	15.63	15.71		
15	QPSK	36	0	15.53	15.61	15.66	16.5	0
15	QPSK	36	20	15.46	15.60	15.57		
15	QPSK	36	39	15.47	15.53	15.54		
15	QPSK	75	0	15.47	15.62	15.58		
15	16QAM	1	0	15.75	15.79	15.80	16.5	0
15	16QAM	1	37	15.39	15.51	15.38		
15	16QAM	1	74	15.61	15.58	15.59		
15	16QAM	36	0	15.54	15.59	15.68	16.5	0
15	16QAM	36	20	15.42	15.62	15.55		
15	16QAM	36	39	15.49	15.48	15.53		
15	16QAM	75	0	15.45	15.60	15.58		
15	64QAM	1	0	15.56	15.60	15.65	16.5	0
15	64QAM	1	37	15.29	15.35	15.32		
15	64QAM	1	74	15.45	15.42	15.50		
15	64QAM	36	0	15.54	15.61	15.66	16.5	0
15	64QAM	36	20	15.42	15.60	15.51		
15	64QAM	36	39	15.47	15.49	15.51		
15	64QAM	75	0	15.42	15.63	15.55		
Channel				132022	132322	132622	Tune-up limit (dBm)	MPR (dB)
Frequency (MHz)				1715	1745	1775		
10	QPSK	1	0	15.21	15.22	15.27	16.5	0
10	QPSK	1	25	15.22	15.33	15.33		
10	QPSK	1	49	15.31	15.36	15.37		
10	QPSK	25	0	15.22	15.39	15.45	16.5	0
10	QPSK	25	12	15.29	15.51	15.52		
10	QPSK	25	25	15.34	15.57	15.65		
10	QPSK	50	0	15.55	15.48	15.48		
10	16QAM	1	0	15.36	15.28	15.30	16.5	0
10	16QAM	1	25	15.62	15.25	15.33		
10	16QAM	1	49	15.29	15.32	15.23		
10	16QAM	25	0	15.50	15.41	15.40	16.5	0
10	16QAM	25	12	15.54	15.54	15.49		
10	16QAM	25	25	15.55	15.53	15.59		
10	16QAM	50	0	15.55	15.49	15.47		
10	64QAM	1	0	15.26	15.48	15.28	16.5	0
10	64QAM	1	25	15.73	15.69	15.67		
10	64QAM	1	49	15.29	15.32	15.24		
10	64QAM	25	0	15.48	15.39	15.43	16.5	0
10	64QAM	25	12	15.52	15.55	15.49		
10	64QAM	25	25	15.57	15.53	15.58		
10	64QAM	50	0	15.49	15.50	15.47		
Channel				131997	132322	132647	Tune-up limit (dBm)	MPR (dB)
Frequency (MHz)				1712.5	1745	1777.5		
5	QPSK	1	0	15.59	15.34	15.17	16.5	0
5	QPSK	1	12	15.42	15.37	15.63		
5	QPSK	1	24	15.42	15.41	15.41		
5	QPSK	12	0	15.60	15.49	15.61	16.5	0
5	QPSK	12	7	15.55	15.49	15.56		
5	QPSK	12	13	15.49	15.49	15.49		
5	QPSK	25	0	15.56	15.50	15.60		
5	16QAM	1	0	15.45	15.36	15.41	16.5	0
5	16QAM	1	12	15.40	15.29	15.33		
5	16QAM	1	24	15.34	15.26	15.29		
5	16QAM	12	0	15.62	15.51	15.61	16.5	0
5	16QAM	12	7	15.54	15.55	15.58		
5	16QAM	12	13	15.54	15.51	15.54		
5	16QAM	25	0	15.55	15.52	15.53		
5	64QAM	1	0	15.86	15.72	15.82	16.5	0
5	64QAM	1	12	15.74	15.71	15.68		
5	64QAM	1	24	15.69	15.59	15.65		
5	64QAM	12	0	15.58	15.46	15.59	16.5	0
5	64QAM	12	7	15.52	15.50	15.52		
5	64QAM	12	13	15.50	15.45	15.47		
5	64QAM	25	0	15.53	15.55	15.53		
Channel				131987	132322	132657	Tune-up limit (dBm)	MPR (dB)
Frequency (MHz)				1711.5	1745	1778.5		
3	QPSK	1	0	15.25	15.43	15.58	16.5	0
3	QPSK	1	8	15.45	15.71	15.55		
3	QPSK	1	14	15.57	15.54	15.48		
3	QPSK	8	0	15.55	15.46	15.59	16.5	0
3	QPSK	8	4	15.52	15.69	15.92		
3	QPSK	8	7	15.49	15.47	15.81		
3	QPSK	15	0	15.55	15.47	15.80		
3	16QAM	1	0	15.53	15.49	15.59	16.5	0
3	16QAM	1	8	15.76	15.40	15.71		
3	16QAM	1	14	15.67	15.86	15.55		
3	16QAM	8	0	15.72	15.81	15.58	16.5	0
3	16QAM	8	4	15.53	15.76	15.83		
3	16QAM	8	7	15.61	15.45	15.78		
3	16QAM	15	0	15.27	15.50	15.51		
3	64QAM	1	0	15.43	15.42	15.59	16.5	0
3	64QAM	1	8	15.34	15.53	15.51		
3	64QAM	1	14	15.26	15.72	15.52		
3	64QAM	8	0	15.60	15.71	15.73	16.5	0
3	64QAM	8	4	15.34	15.49	15.52		
3	64QAM	8	7	15.74	15.52	15.73		
3	64QAM	15	0	15.36	15.30	15.19		
Channel				131979	132322	132665	Tune-up limit (dBm)	MPR (dB)
Frequency (MHz)				1710.7	1745	1779.3		
1.4	QPSK	1	0	15.34	15.34	15.43	16.5	0
1.4	QPSK	1	3	15.40	15.33	15.32		
1.4	QPSK	1	5	15.51	15.78	15.71		
1.4	QPSK	3	0	15.57	15.39	15.66		
1.4	QPSK	3	1	15.60	15.51	15.82		
1.4	QPSK	3	3	15.36	15.57	15.54		
1.4	QPSK	6	0	15.22	15.48	15.58	16.5	0
1.4	16QAM	1	0	15.37	15.36	15.71	16.5	0
1.4	16QAM	1	3	15.57	15.59	15.47		
1.4	16QAM	1	5	15.37	15.46	15.65		
1.4	16QAM	3	0	15.55	15.57	15.68		
1.4	16QAM	3	1	15.47	15.54	15.55		
1.4	16QAM	3	3	15.75	15.59	15.53		
1.4	16QAM	6	0	15.50	15.49	15.42	16.5	0
1.4	64QAM	1	0	15.75	15.60	15.58	16.5	0
1.4	64QAM	1	3	15.47	15.84	15.45		
1.4	64QAM	1	5	15.57	15.65	15.41		
1.4	64QAM	3	0	15.63	15.39	15.66		
1.4	64QAM	3	1	15.40	15.55	15.51		
1.4	64QAM	3	3	15.27	15.53	15.51		
1.4	64QAM	6	0	15.19	15.50	15.55	16.5	0

Reduced Power Mode for Hotspot On

GSM1900	Burst Average Power (dBm)			Tune-up Limit (dBm)	Frame-Average Power (dBm)			Tune-up Limit (dBm)
TX Channel	512	661	810		512	661	810	
Frequency (MHz)	1850.2	1880	1909.8		1850.2	1880	1909.8	
GSM 1 Tx slot	23.45	23.57	23.47	24.50	14.45	14.57	14.47	15.50
GPRS 1 Tx slot	23.44	23.45	23.45	24.50	14.44	14.45	14.45	15.50
GPRS 2 Tx slots	20.05	20.21	20.11	21.50	14.05	14.21	14.11	15.50
GPRS 3 Tx slots	17.78	18.10	17.82	19.50	13.52	13.84	13.56	15.24
GPRS 4 Tx slots	16.70	16.98	16.66	18.00	13.70	13.98	13.66	15.00
EDGE 1 Tx slot	19.56	19.53	19.43	20.00	10.56	10.53	10.43	11.00
EDGE 2 Tx slots	19.66	19.51	19.45	20.00	13.66	13.51	13.45	14.00
EDGE 3 Tx slots	17.74	17.69	17.84	18.00	13.48	13.43	13.58	13.74
EDGE 4 Tx slots	16.05	16.15	16.05	17.00	13.05	13.15	13.05	14.00

Band		WCDMA II			Tune-up Limit (dBm)	WCDMA IV			Tune-up Limit (dBm)	WCDMA V			Tune-up Limit (dBm)
TX Channel		9262	9400	9538		1312	1413	1513		4132	4182	4233	
Rx Channel		9662	9800	9938		1537	1638	1738		4357	4407	4458	
Frequency (MHz)		1852.4	1880	1907.6		1712.4	1732.6	1752.6		826.4	836.4	846.6	
3GPP Rel 99	AMR 12.2Kbps	11.71	11.76	11.48	13.00	13.18	13.21	13.18	14.00	20.87	21.13	21.07	22.00
3GPP Rel 99	RMC 12.2Kbps	11.70	11.79	11.52	13.00	13.20	13.23	13.21	14.00	20.86	21.16	21.11	22.00
3GPP Rel 6	HSDPA Subtest-1	11.07	10.97	11.12	12.00	12.02	11.84	11.85	13.00	20.17	20.36	20.41	21.00
3GPP Rel 6	HSDPA Subtest-2	11.08	11.30	11.00	12.00	11.97	11.87	11.82	13.00	20.19	20.35	20.32	21.00
3GPP Rel 6	HSDPA Subtest-3	10.53	10.42	10.59	11.50	11.47	11.36	11.38	12.50	19.68	19.56	19.90	20.50
3GPP Rel 6	HSDPA Subtest-4	10.54	10.74	10.60	11.50	11.50	11.42	11.35	12.50	19.67	19.67	19.87	20.50
3GPP Rel 8	DC-HSDPA Subtest-1	11.07	11.05	11.13	12.00	11.92	11.84	11.82	13.00	20.18	20.02	20.41	21.00
3GPP Rel 8	DC-HSDPA Subtest-2	11.05	11.26	11.07	12.00	11.95	11.86	11.84	13.00	20.18	20.01	20.38	21.00
3GPP Rel 8	DC-HSDPA Subtest-3	10.47	10.76	10.58	11.50	11.45	11.41	11.33	12.50	19.67	19.55	19.86	20.50
3GPP Rel 8	DC-HSDPA Subtest-4	10.48	10.75	10.56	11.50	11.45	11.44	11.29	12.50	19.63	19.51	19.79	20.50
3GPP Rel 6	HSUPA Subtest-1	11.18	11.12	11.21	12.00	12.11	12.09	11.84	13.00	20.17	20.12	20.46	21.00
3GPP Rel 6	HSUPA Subtest-2	9.14	9.19	9.26	10.00	10.04	9.99	9.96	11.00	18.21	18.22	18.37	19.00
3GPP Rel 6	HSUPA Subtest-3	10.20	10.16	10.27	11.00	10.89	10.85	10.71	12.00	19.13	19.18	19.35	20.00
3GPP Rel 6	HSUPA Subtest-4	9.13	9.22	9.19	10.00	9.95	9.89	9.75	11.00	18.06	18.24	18.35	19.00
3GPP Rel 6	HSUPA Subtest-5	11.17	11.22	11.35	12.00	12.10	11.99	11.90	13.00	20.03	20.25	20.34	21.00

LTE Band 2

BW [MHz]	Modulation	RB Size	RB Offset	Power Low Ch. / Freq.	Power Middle Ch. / Freq.	Power High Ch. / Freq.	Tune-up limit (dBm)	MPR (dB)
Channel				18700	18900	19100		
Frequency (MHz)				1860	1880	1900		
20	QPSK	1	0	12.97	13.18	13.00	14	0
20	QPSK	1	49	12.83	12.79	12.78		
20	QPSK	1	99	13.15	12.91	12.68		
20	QPSK	50	0	12.91	12.98	12.88	14	0
20	QPSK	50	24	12.97	12.86	12.77		
20	QPSK	50	50	12.73	12.68	12.72		
20	QPSK	100	0	12.87	12.88	12.81		
20	16QAM	1	0	12.72	12.67	12.65	14	0
20	16QAM	1	49	12.74	12.42	12.40		
20	16QAM	1	99	12.60	12.41	12.62		
20	16QAM	50	0	12.59	12.58	12.47	14	0
20	16QAM	50	24	12.58	12.51	12.39		
20	16QAM	50	50	12.38	12.32	12.33		
20	16QAM	100	0	12.52	12.40	12.43		
20	64QAM	1	0	13.05	12.93	12.94	14	0
20	64QAM	1	49	12.78	12.70	12.72		
20	64QAM	1	99	12.56	12.71	12.68		
20	64QAM	50	0	12.53	12.55	12.46	14	0
20	64QAM	50	24	12.57	12.50	12.40		
20	64QAM	50	50	12.34	12.26	12.31		
20	64QAM	100	0	12.47	12.42	12.43		
Channel				18675	18900	19125	Tune-up limit (dBm)	MPR (dB)
Frequency (MHz)				1857.5	1880	1902.5		
15	QPSK	1	0	12.74	12.69	12.66	14	0
15	QPSK	1	37	12.30	12.43	12.33		
15	QPSK	1	74	12.71	12.58	12.53		
15	QPSK	36	0	12.49	12.53	12.38	14	0
15	QPSK	36	20	12.48	12.45	12.43		
15	QPSK	36	39	12.46	12.41	12.39		
15	QPSK	75	0	12.48	12.45	12.39		
15	16QAM	1	0	13.10	13.11	12.91	14	0
15	16QAM	1	37	13.12	13.01	12.93		
15	16QAM	1	74	13.14	13.10	13.05		
15	16QAM	36	0	12.52	12.55	12.39	14	0
15	16QAM	36	20	12.48	12.49	12.41		
15	16QAM	36	39	12.50	12.40	12.39		
15	16QAM	75	0	12.45	12.46	12.40		
15	64QAM	1	0	13.08	13.09	13.02	14	0
15	64QAM	1	37	12.93	12.88	12.78		
15	64QAM	1	74	13.05	12.90	12.84		
15	64QAM	36	0	12.55	12.53	12.40	14	0
15	64QAM	36	20	12.48	12.50	12.41		
15	64QAM	36	39	12.49	12.37	12.39		
15	64QAM	75	0	12.43	12.48	12.39		
Channel				18650	18900	19150	Tune-up limit (dBm)	MPR (dB)
Frequency (MHz)				1855	1880	1905		
10	QPSK	1	0	12.62	12.62	12.43	14	0
10	QPSK	1	25	12.30	12.34	12.24		
10	QPSK	1	49	12.56	12.43	12.43		
10	QPSK	25	0	12.55	12.54	12.50	14	0
10	QPSK	25	12	12.56	12.46	12.45		
10	QPSK	25	25	12.47	12.48	12.45		
10	QPSK	50	0	12.54	12.48	12.55		
10	16QAM	1	0	13.09	13.14	12.98	14	0
10	16QAM	1	25	13.05	12.92	12.84		
10	16QAM	1	49	13.09	13.00	12.94		
10	16QAM	25	0	12.57	12.52	12.49	14	0
10	16QAM	25	12	12.50	12.47	12.43		
10	16QAM	25	25	12.45	12.41	12.42		
10	16QAM	50	0	12.50	12.44	12.49		
10	64QAM	1	0	12.97	12.99	12.78	14	0
10	64QAM	1	25	12.80	12.74	12.72		
10	64QAM	1	49	12.95	12.86	12.82		
10	64QAM	25	0	12.56	12.53	12.49	14	0
10	64QAM	25	12	12.49	12.47	12.39		
10	64QAM	25	25	12.46	12.40	12.40		
10	64QAM	50	0	12.48	12.44	12.47		
Channel				18625	18900	19175	Tune-up limit (dBm)	MPR (dB)
Frequency (MHz)				1852.5	1880	1907.5		
5	QPSK	1	0	12.56	12.56	12.55	14	0
5	QPSK	1	12	12.37	12.37	12.29		
5	QPSK	1	24	12.43	12.36	12.36		
5	QPSK	12	0	12.63	12.60	12.58	14	0
5	QPSK	12	7	12.61	12.50	12.49		
5	QPSK	12	13	12.54	12.48	12.48		
5	QPSK	25	0	12.61	12.51	12.52		
5	16QAM	1	0	13.00	12.99	12.93	14	0
5	16QAM	1	12	12.92	12.87	12.76		
5	16QAM	1	24	12.86	12.72	12.75		
5	16QAM	12	0	12.66	12.60	12.58	14	0
5	16QAM	12	7	12.59	12.55	12.53		
5	16QAM	12	13	12.59	12.51	12.48		
5	16QAM	25	0	12.59	12.52	12.50		
5	64QAM	1	0	12.90	12.84	12.74	14	0
5	64QAM	1	12	12.68	12.71	12.58		
5	64QAM	1	24	12.70	12.61	12.61		
5	64QAM	12	0	12.63	12.57	12.52	14	0
5	64QAM	12	7	12.55	12.51	12.43		
5	64QAM	12	13	12.54	12.47	12.43		
5	64QAM	25	0	12.58	12.53	12.48		
Channel				18615	18900	19185	Tune-up limit (dBm)	MPR (dB)
Frequency (MHz)				1851.5	1880	1908.5		
3	QPSK	1	0	12.57	12.24	12.36	14	0
3	QPSK	1	8	12.53	12.45	12.44		
3	QPSK	1	14	12.45	12.40	12.34		
3	QPSK	8	0	12.57	12.51	12.45	14	0
3	QPSK	8	4	12.58	12.49	12.48		
3	QPSK	8	7	12.51	12.47	12.42		
3	QPSK	15	0	12.59	12.49	12.49		
3	16QAM	1	0	12.82	12.79	12.70	14	0
3	16QAM	1	8	12.79	12.75	12.68		
3	16QAM	1	14	12.72	12.66	12.62		
3	16QAM	8	0	12.66	12.61	12.55	14	0
3	16QAM	8	4	12.65	12.59	12.53		
3	16QAM	8	7	12.61	12.57	12.50		
3	16QAM	15	0	12.57	12.49	12.48		
3	64QAM	1	0	12.70	12.67	12.56	14	0
3	64QAM	1	8	12.63	12.62	12.60		
3	64QAM	1	14	12.66	12.49	12.51		
3	64QAM	8	0	12.52	12.49	12.45	14	0
3	64QAM	8	4	12.55	12.51	12.44		
3	64QAM	8	7	12.50	12.46	12.43		
3	64QAM	15	0	12.50	12.50	12.44		
Channel				18607	18900	19193	Tune-up limit (dBm)	MPR (dB)
Frequency (MHz)				1850.7	1880	1909.3		
1.4	QPSK	1	0	12.44	12.28	12.29	14	0
1.4	QPSK	1	3	12.52	12.48	12.38		
1.4	QPSK	1	5	12.47	12.45	12.42		
1.4	QPSK	3	0	12.54	12.47	12.42		
1.4	QPSK	3	1	12.58	12.46	12.44		
1.4	QPSK	3	3	12.47	12.42	12.37		
1.4	QPSK	6	0	12.57	12.44	12.44	14	0
1.4	16QAM	1	0	12.71	12.75	12.59	14	0
1.4	16QAM	1	3	12.78	12.75	12.70		
1.4	16QAM	1	5	12.63	12.71	12.63		
1.4	16QAM	3	0	12.62	12.56	12.50		
1.4	16QAM	3	1	12.63	12.62	12.57		
1.4	16QAM	3	3	12.59	12.52	12.49		
1.4	16QAM	6	0	12.53	12.44	12.40	14	0
1.4	64QAM	1	0	12.51	12.61	12.51	14	0
1.4	64QAM	1	3	12.72	12.62	12.59		
1.4	64QAM	1	5	12.63	12.55	12.50		
1.4	64QAM	3	0	12.72	12.58	12.56		
1.4	64QAM	3	1	12.65	12.63	12.52		
1.4	64QAM	3	3	12.69	12.56	12.53		
1.4	64QAM	6	0	12.51	12.47	12.41	14	0

LTE Band 4

BW [MHz]	Modulation	RB Size	RB Offset	Power Low Ch. / Freq.	Power Middle Ch. / Freq.	Power High Ch. / Freq.	Tune-up limit (dBm)	MPR (dB)
Channel				20050	20175	20300		
Frequency (MHz)				1720	1732.5	1745		
20	QPSK	1	0	13.43	13.68	13.40	14.5	0
20	QPSK	1	49	13.40	13.28	13.26		
20	QPSK	1	99	13.45	13.21	13.32		
20	QPSK	50	0	13.06	13.10	13.13	14.5	0
20	QPSK	50	24	13.12	13.03	13.05		
20	QPSK	50	50	12.97	13.06	13.00		
20	QPSK	100	0	13.04	13.12	13.12		
20	16QAM	1	0	12.88	12.69	12.75	14.5	0
20	16QAM	1	49	13.05	12.96	12.93		
20	16QAM	1	99	12.94	13.00	12.89		
20	16QAM	50	0	13.04	13.09	13.09	14.5	0
20	16QAM	50	24	13.09	13.06	13.01		
20	16QAM	50	50	13.00	13.04	12.98		
20	16QAM	100	0	13.09	13.10	13.06		
20	64QAM	1	0	13.22	13.31	13.26	14.5	0
20	64QAM	1	49	13.35	13.27	13.27		
20	64QAM	1	99	13.20	13.24	13.21		
20	64QAM	50	0	13.02	13.06	13.07	14.5	0
20	64QAM	50	24	13.05	13.03	13.00		
20	64QAM	50	50	12.99	13.00	12.96		
20	64QAM	100	0	13.05	13.14	13.08		
Channel				20025	20175	20325	Tune-up limit (dBm)	MPR (dB)
Frequency (MHz)				1717.5	1732.5	1747.5		
15	QPSK	1	0	12.66	12.75	12.76	14.5	0
15	QPSK	1	37	12.67	12.83	12.86		
15	QPSK	1	74	13.02	13.04	12.96		
15	QPSK	36	0	13.06	13.13	13.07	14.5	0
15	QPSK	36	20	13.14	13.14	13.09		
15	QPSK	36	39	13.01	13.11	13.07		
15	QPSK	75	0	13.02	13.06	13.11		
15	16QAM	1	0	13.52	13.63	13.62	14.5	0
15	16QAM	1	37	13.39	13.39	13.38		
15	16QAM	1	74	13.44	13.44	13.42		
15	16QAM	36	0	13.10	13.14	13.08	14.5	0
15	16QAM	36	20	13.13	13.18	13.09		
15	16QAM	36	39	13.06	13.08	13.06		
15	16QAM	75	0	13.01	13.07	13.07		
15	64QAM	1	0	13.43	13.42	13.45	14.5	0
15	64QAM	1	37	13.33	13.28	13.27		
15	64QAM	1	74	13.31	13.27	13.26		
15	64QAM	36	0	13.05	13.13	13.10	14.5	0
15	64QAM	36	20	13.11	13.16	13.09		
15	64QAM	36	39	13.05	13.07	13.04		
15	64QAM	75	0	12.98	13.08	13.08		
Channel				20000	20175	20350	Tune-up limit (dBm)	MPR (dB)
Frequency (MHz)				1715	1732.5	1750		
10	QPSK	1	0	13.02	13.11	12.98	14.5	0
10	QPSK	1	25	13.06	13.06	13.03		
10	QPSK	1	49	13.42	13.47	13.45		
10	QPSK	25	0	13.15	13.17	13.07	14.5	0
10	QPSK	25	12	13.11	13.11	13.10		
10	QPSK	25	25	13.18	13.23	13.20		
10	QPSK	50	0	13.16	13.16	13.13		
10	16QAM	1	0	13.45	13.43	13.44	14.5	0
10	16QAM	1	25	13.49	13.44	13.42		
10	16QAM	1	49	13.50	13.52	13.43		
10	16QAM	25	0	13.16	13.18	13.08	14.5	0
10	16QAM	25	12	13.07	13.16	13.07		
10	16QAM	25	25	13.17	13.18	13.17		
10	16QAM	50	0	13.17	13.17	13.11		
10	64QAM	1	0	13.65	13.65	13.62	14.5	0
10	64QAM	1	25	13.30	13.29	13.52		
10	64QAM	1	49	13.45	13.54	13.67		
10	64QAM	25	0	13.14	13.15	13.06	14.5	0
10	64QAM	25	12	13.07	13.12	13.03		
10	64QAM	25	25	13.17	13.17	13.18		
10	64QAM	50	0	13.10	13.20	13.07		
Channel				19975	20175	20375	Tune-up limit (dBm)	MPR (dB)
Frequency (MHz)				1712.5	1732.5	1752.5		
5	QPSK	1	0	12.95	12.98	12.95	14.5	0
5	QPSK	1	12	12.98	12.99	12.90		
5	QPSK	1	24	12.98	13.04	12.99		
5	QPSK	12	0	13.18	13.19	13.13	14.5	0
5	QPSK	12	7	13.11	13.12	13.09		
5	QPSK	12	13	13.04	13.11	13.06		
5	QPSK	25	0	13.11	13.13	13.13		
5	16QAM	1	0	13.49	13.59	13.53	14.5	0
5	16QAM	1	12	13.37	13.34	13.37		
5	16QAM	1	24	13.33	13.34	13.33		
5	16QAM	12	0	13.19	13.19	13.13	14.5	0
5	16QAM	12	7	13.09	13.17	13.11		
5	16QAM	12	13	13.08	13.12	13.10		
5	16QAM	25	0	13.11	13.12	13.09		
5	64QAM	1	0	13.40	13.40	13.32	14.5	0
5	64QAM	1	12	13.22	13.28	13.28		
5	64QAM	1	24	13.25	13.21	13.22		
5	64QAM	12	0	13.13	13.18	13.10	14.5	0
5	64QAM	12	7	13.04	13.12	13.07		
5	64QAM	12	13	13.05	13.07	13.04		
5	64QAM	25	0	13.10	13.15	13.09		
Channel				19965	20175	20385	Tune-up limit (dBm)	MPR (dB)
Frequency (MHz)				1711.5	1732.5	1753.5		
3	QPSK	1	0	13.02	12.95	12.98	14.5	0
3	QPSK	1	8	13.06	13.08	13.04		
3	QPSK	1	14	12.96	13.01	12.97		
3	QPSK	8	0	13.09	13.13	13.08	14.5	0
3	QPSK	8	4	13.10	13.07	13.08		
3	QPSK	8	7	13.04	13.10	13.07		
3	QPSK	15	0	13.06	13.11	13.07		
3	16QAM	1	0	13.33	13.46	13.31	14.5	0
3	16QAM	1	8	13.33	13.37	13.31		
3	16QAM	1	14	13.21	13.32	13.29		
3	16QAM	8	0	13.18	13.21	13.13	14.5	0
3	16QAM	8	4	13.18	13.17	13.17		
3	16QAM	8	7	13.15	13.15	13.12		
3	16QAM	15	0	13.10	13.12	13.09		
3	64QAM	1	0	13.22	13.27	13.22	14.5	0
3	64QAM	1	8	13.22	13.25	13.23		
3	64QAM	1	14	13.17	13.19	13.14		
3	64QAM	8	0	13.11	13.11	13.08	14.5	0
3	64QAM	8	4	13.07	13.12	13.07		
3	64QAM	8	7	13.04	13.08	13.03		
3	64QAM	15	0	13.00	13.10	13.04		
Channel				19957	20175	20393	Tune-up limit (dBm)	MPR (dB)
Frequency (MHz)				1710.7	1732.5	1754.3		
1.4	QPSK	1	0	12.92	12.94	12.91	14.5	0
1.4	QPSK	1	3	13.01	13.08	13.05		
1.4	QPSK	1	5	12.97	13.05	13.01		
1.4	QPSK	3	0	13.05	13.06	13.04		
1.4	QPSK	3	1	13.10	13.08	13.09		
1.4	QPSK	3	3	12.99	13.04	13.01		
1.4	QPSK	6	0	13.03	13.05	13.04	14.5	0
1.4	16QAM	1	0	13.25	13.32	13.30	14.5	0
1.4	16QAM	1	3	13.34	13.38	13.33		
1.4	16QAM	1	5	13.24	13.30	13.24		
1.4	16QAM	3	0	13.09	13.12	13.08		
1.4	16QAM	3	1	13.13	13.17	13.13		
1.4	16QAM	3	3	13.06	13.10	13.08		
1.4	16QAM	6	0	13.05	13.08	13.07	14.5	0
1.4	64QAM	1	0	13.06	13.20	13.20	14.5	0
1.4	64QAM	1	3	13.18	13.21	13.22		
1.4	64QAM	1	5	13.06	13.15	13.14		
1.4	64QAM	3	0	13.14	13.16	13.16		
1.4	64QAM	3	1	13.13	13.21	13.18		
1.4	64QAM	3	3	13.15	13.10	13.12		
1.4	64QAM	6	0	12.99	13.07	13.05	14.5	0

LTE Band 5

BW [MHz]	Modulation	RB Size	RB Offset	Power Low Ch. / Freq.	Power Middle Ch. / Freq.	Power High Ch. / Freq.	Tune-up limit (dBm)	MPR (dB)
Channel				20450	20525	20600		
Frequency (MHz)				829	836.5	844		
10	QPSK	1	0	22.34	22.44	22.33	23	0
10	QPSK	1	25	22.20	22.33	22.43		
10	QPSK	1	49	22.32	22.33	22.43		
10	QPSK	25	0	22.33	22.39	22.31	23	0
10	QPSK	25	12	22.22	22.17	22.23		
10	QPSK	25	25	22.07	22.26	22.38		
10	QPSK	50	0	22.23	22.29	22.31		
10	16QAM	1	0	22.31	22.24	22.33	23	0
10	16QAM	1	25	22.41	22.30	22.20		
10	16QAM	1	49	22.42	22.23	22.32		
10	16QAM	25	0	21.16	21.11	21.29	22	1
10	16QAM	25	12	21.19	21.20	21.17		
10	16QAM	25	25	21.29	21.26	21.37		
10	16QAM	50	0	21.24	21.29	21.39		
10	64QAM	1	0	21.55	21.44	21.44	22	1
10	64QAM	1	25	21.46	21.51	21.49		
10	64QAM	1	49	21.45	21.33	21.43		
10	64QAM	25	0	20.08	20.15	20.24	21	2
10	64QAM	25	12	20.20	20.23	20.21		
10	64QAM	25	25	20.12	20.29	20.32		
10	64QAM	50	0	20.14	20.26	20.19		
Channel				20425	20525	20625	Tune-up limit (dBm)	MPR (dB)
Frequency (MHz)				826.5	836.5	846.5		
5	QPSK	1	0	22.38	22.34	22.20	23	0
5	QPSK	1	12	21.94	22.07	21.94		
5	QPSK	1	24	22.06	22.00	22.15		
5	QPSK	12	0	22.19	22.10	22.17	23	0
5	QPSK	12	7	22.04	22.06	22.25		
5	QPSK	12	13	22.01	22.10	22.02		
5	QPSK	25	0	22.12	22.11	22.20		
5	16QAM	1	0	22.32	22.34	22.34	23	0
5	16QAM	1	12	22.21	22.43	22.41		
5	16QAM	1	24	22.30	22.35	22.32		
5	16QAM	12	0	21.31	21.19	21.34	22	1
5	16QAM	12	7	21.14	21.20	21.30		
5	16QAM	12	13	21.25	21.22	21.11		
5	16QAM	25	0	21.10	21.14	21.05		
5	64QAM	1	0	21.41	21.32	21.50	22	1
5	64QAM	1	12	21.34	21.45	21.28		
5	64QAM	1	24	21.39	21.40	21.31		
5	64QAM	12	0	20.13	20.15	20.30	21	2
5	64QAM	12	7	20.08	20.14	20.42		
5	64QAM	12	13	20.10	20.04	20.16		
5	64QAM	25	0	20.01	20.09	20.19		
Channel				20415	20525	20635	Tune-up limit (dBm)	MPR (dB)
Frequency (MHz)				825.5	836.5	847.5		
3	QPSK	1	0	22.39	22.31	22.30	23	0
3	QPSK	1	8	22.10	22.06	21.90		
3	QPSK	1	14	21.89	21.90	22.02		
3	QPSK	8	0	22.07	22.12	22.21	23	0
3	QPSK	8	4	22.21	22.03	22.01		
3	QPSK	8	7	22.01	22.14	22.17		
3	QPSK	15	0	22.15	22.10	22.19		
3	16QAM	1	0	22.21	22.35	22.33	23	0
3	16QAM	1	8	22.33	22.32	22.36		
3	16QAM	1	14	22.30	22.23	22.33		
3	16QAM	8	0	21.27	21.27	21.20	22	1
3	16QAM	8	4	21.21	21.11	21.19		
3	16QAM	8	7	21.18	21.21	21.19		
3	16QAM	15	0	21.17	21.18	21.31		
3	64QAM	1	0	21.35	21.07	21.01	22	1
3	64QAM	1	8	21.15	21.12	21.25		
3	64QAM	1	14	21.19	21.20	21.25		
3	64QAM	8	0	20.09	20.11	20.17	21	2
3	64QAM	8	4	20.13	20.05	20.16		
3	64QAM	8	7	20.12	20.15	20.16		
3	64QAM	15	0	20.12	20.23	19.99		
Channel				20407	20525	20643	Tune-up limit (dBm)	MPR (dB)
Frequency (MHz)				824.7	836.5	848.3		
1.4	QPSK	1	0	22.05	22.27	22.24	23	0
1.4	QPSK	1	3	22.20	22.18	22.27		
1.4	QPSK	1	5	21.99	22.11	22.12		
1.4	QPSK	3	0	22.03	22.09	22.10		
1.4	QPSK	3	1	22.12	22.08	22.19		
1.4	QPSK	3	3	21.96	21.99	22.06		
1.4	QPSK	6	0	22.09	22.01	22.10	23	0
1.4	16QAM	1	0	22.27	22.40	22.23	23	0
1.4	16QAM	1	3	22.42	22.32	22.34		
1.4	16QAM	1	5	22.33	22.35	22.39		
1.4	16QAM	3	0	22.27	22.16	22.21		
1.4	16QAM	3	1	22.18	22.12	22.11		
1.4	16QAM	3	3	22.17	21.97	22.18		
1.4	16QAM	6	0	21.19	21.27	21.48	22	1
1.4	64QAM	1	0	21.05	21.11	21.25	22	1
1.4	64QAM	1	3	20.87	20.81	21.06		
1.4	64QAM	1	5	20.93	20.86	21.02		
1.4	64QAM	3	0	21.19	21.24	21.27		
1.4	64QAM	3	1	21.21	21.24	21.25		
1.4	64QAM	3	3	21.16	21.20	21.21		
1.4	64QAM	6	0	20.06	20.16	20.18	21	2

LTE Band 30

BW [MHz]	Modulation	RB Size	RB Offset	Power Low Ch. / Freq.	Power Middle Ch. / Freq.	Power High Ch. / Freq.	Tune-up limit (dBm)	MPR (dB)
Channel					27710			
Frequency (MHz)					2310			
10	QPSK	1	0		20.15		21	0
10	QPSK	1	25		20.03			
10	QPSK	1	49		19.99			
10	QPSK	25	0		20.11		21	0
10	QPSK	25	12		19.76			
10	QPSK	25	25		19.78			
10	QPSK	50	0		20.03			
10	16QAM	1	0		19.80		21	0
10	16QAM	1	25		19.69			
10	16QAM	1	49		19.66			
10	16QAM	25	0		19.41		21	0
10	16QAM	25	12		19.44			
10	16QAM	25	25		19.33			
10	16QAM	50	0		19.36			
10	64QAM	1	0		19.89		21	0
10	64QAM	1	25		19.93			
10	64QAM	1	49		19.78			
10	64QAM	25	0		19.86		21	0
10	64QAM	25	12		19.76			
10	64QAM	25	25		19.70			
10	64QAM	50	0		19.71			
Channel				27685	27710	27735	Tune-up limit (dBm)	MPR (dB)
Frequency (MHz)				2307.5	2310	2312.5		
5	QPSK	1	0	20.04	20.13	20.12	21	0
5	QPSK	1	12	20.06	20.01	20.05		
5	QPSK	1	24	19.99	20.13	19.98		
5	QPSK	12	0	20.11	20.03	20.05	21	0
5	QPSK	12	7	20.03	19.98	20.01		
5	QPSK	12	13	20.03	20.03	19.92		
5	QPSK	25	0	20.00	20.04	20.08		
5	16QAM	1	0	19.97	20.02	20.00	21	0
5	16QAM	1	12	19.85	20.14	20.00		
5	16QAM	1	24	19.95	20.12	20.01		
5	16QAM	12	0	20.02	20.10	20.00	21	0
5	16QAM	12	7	20.03	20.02	19.99		
5	16QAM	12	13	20.05	19.93	20.08		
5	16QAM	25	0	20.00	19.99	19.99		
5	64QAM	1	0	20.12	20.00	19.99	21	0
5	64QAM	1	12	20.00	20.01	19.99		
5	64QAM	1	24	20.10	20.09	20.00		
5	64QAM	12	0	20.12	20.11	20.03	21	0
5	64QAM	12	7	20.13	20.03	19.98		
5	64QAM	12	13	20.10	20.04	19.92		
5	64QAM	25	0	20.14	19.99	20.07		

LTE Band 66

BW [MHz]	Modulation	RB Size	RB Offset	Power Low Ch. / Freq.	Power Middle Ch. / Freq.	Power High Ch. / Freq.	Tune-up limit (dBm)	MPR (dB)
Channel				132072	132322	132572		
Frequency (MHz)				1720	1745	1770		
20	QPSK	1	0	13.77	13.87	13.82	14.5	0
20	QPSK	1	49	13.41	13.41	13.41		
20	QPSK	1	99	13.70	13.71	13.73		
20	QPSK	50	0	13.79	13.87	13.86	14.5	0
20	QPSK	50	24	13.61	13.68	13.80		
20	QPSK	50	50	13.66	13.63	13.62		
20	QPSK	100	0	13.67	13.81	13.74		
20	16QAM	1	0	13.33	13.27	13.39	14.5	0
20	16QAM	1	49	13.36	13.29	13.27		
20	16QAM	1	99	13.69	13.73	13.75		
20	16QAM	50	0	13.30	13.37	13.32	14.5	0
20	16QAM	50	24	13.38	13.40	13.40		
20	16QAM	50	50	13.40	13.35	13.34		
20	16QAM	100	0	13.40	13.40	13.38		
20	64QAM	1	0	13.52	13.60	13.61	14.5	0
20	64QAM	1	49	13.57	13.52	13.53		
20	64QAM	1	99	13.54	13.56	13.55		
20	64QAM	50	0	13.27	13.34	13.30	14.5	0
20	64QAM	50	24	13.35	13.40	13.37		
20	64QAM	50	50	13.38	13.32	13.36		
20	64QAM	100	0	13.37	13.41	13.37		
Channel				132047	132322	132597	Tune-up limit (dBm)	MPR (dB)
Frequency (MHz)				1717.5	1745	1772.5		
15	QPSK	1	0	13.53	13.53	13.76	14.5	0
15	QPSK	1	37	13.36	13.43	13.41		
15	QPSK	1	74	13.65	13.73	13.81		
15	QPSK	36	0	13.77	13.72	13.76	14.5	0
15	QPSK	36	20	13.54	13.65	13.65		
15	QPSK	36	39	13.51	13.58	13.66		
15	QPSK	75	0	13.57	13.68	13.69		
15	16QAM	1	0	13.54	13.56	13.55	14.5	0
15	16QAM	1	37	13.63	13.55	13.58		
15	16QAM	1	74	13.74	13.73	13.74		
15	16QAM	36	0	13.23	13.30	13.32	14.5	0
15	16QAM	36	20	13.11	13.27	13.23		
15	16QAM	36	39	13.17	13.11	13.21		
15	16QAM	75	0	13.12	13.28	13.25		
15	64QAM	1	0	13.69	13.79	13.78	14.5	0
15	64QAM	1	37	13.41	13.37	13.35		
15	64QAM	1	74	13.58	13.53	13.58		
15	64QAM	36	0	13.24	13.28	13.32	14.5	0
15	64QAM	36	20	13.13	13.27	13.20		
15	64QAM	36	39	13.16	13.13	13.18		
15	64QAM	75	0	13.11	13.26	13.21		
Channel				132022	132322	132622	Tune-up limit (dBm)	MPR (dB)
Frequency (MHz)				1715	1745	1775		
10	QPSK	1	0	13.42	13.42	13.52	14.5	0
10	QPSK	1	25	13.36	13.40	13.44		
10	QPSK	1	49	13.67	13.74	13.70		
10	QPSK	25	0	13.57	13.47	13.52	14.5	0
10	QPSK	25	12	13.65	13.60	13.60		
10	QPSK	25	25	13.67	13.68	13.75		
10	QPSK	50	0	13.66	13.60	13.60		
10	16QAM	1	0	13.76	13.45	13.45	14.5	0
10	16QAM	1	25	13.61	13.66	13.80		
10	16QAM	1	49	13.56	13.65	13.65		
10	16QAM	25	0	13.15	13.03	13.10	14.5	0
10	16QAM	25	12	13.20	13.20	13.17		
10	16QAM	25	25	13.25	13.18	13.23		
10	16QAM	50	0	13.21	13.16	13.13		
10	64QAM	1	0	13.86	13.75	13.75	14.5	0
10	64QAM	1	25	13.59	13.58	13.56		
10	64QAM	1	49	13.44	13.72	13.77		
10	64QAM	25	0	13.16	13.45	13.10	14.5	0
10	64QAM	25	12	13.21	13.21	13.12		
10	64QAM	25	25	13.24	13.18	13.23		
10	64QAM	50	0	13.15	13.16	13.10		
Channel				131997	132322	132647	Tune-up limit (dBm)	MPR (dB)
Frequency (MHz)				1712.5	1745	1777.5		
5	QPSK	1	0	13.63	13.61	13.58	14.5	0
5	QPSK	1	12	13.49	13.50	13.53		
5	QPSK	1	24	13.49	13.48	13.44		
5	QPSK	12	0	13.67	13.55	13.62	14.5	0
5	QPSK	12	7	13.64	13.55	13.61		
5	QPSK	12	13	13.58	13.54	13.58		
5	QPSK	25	0	13.62	13.60	13.68		
5	16QAM	1	0	13.58	13.50	13.48	14.5	0
5	16QAM	1	12	13.51	13.41	13.38		
5	16QAM	1	24	13.42	13.41	13.43		
5	16QAM	12	0	13.25	13.14	13.24	14.5	0
5	16QAM	12	7	13.17	13.17	13.20		
5	16QAM	12	13	13.16	13.12	13.15		
5	16QAM	25	0	13.16	13.14	13.19		
5	64QAM	1	0	13.37	13.34	13.39	14.5	0
5	64QAM	1	12	13.34	13.33	13.47		
5	64QAM	1	24	13.30	13.20	13.26		
5	64QAM	12	0	13.18	13.10	13.22	14.5	0
5	64QAM	12	7	13.11	13.14	13.17		
5	64QAM	12	13	13.13	13.09	13.13		
5	64QAM	25	0	13.14	13.15	13.15		
Channel				131987	132322	132657	Tune-up limit (dBm)	MPR (dB)
Frequency (MHz)				1711.5	1745	1778.5		
3	QPSK	1	0	13.61	13.58	13.63	14.5	0
3	QPSK	1	8	13.56	13.55	13.60		
3	QPSK	1	14	13.53	13.48	13.52		
3	QPSK	8	0	13.66	13.62	13.65	14.5	0
3	QPSK	8	4	13.63	13.58	13.64		
3	QPSK	8	7	13.57	13.58	13.61		
3	QPSK	15	0	13.63	13.58	13.64		
3	16QAM	1	0	13.46	13.40	13.48	14.5	0
3	16QAM	1	8	13.54	13.49	13.48		
3	16QAM	1	14	13.43	13.36	13.40		
3	16QAM	8	0	13.28	13.25	13.29	14.5	0
3	16QAM	8	4	13.27	13.24	13.26		
3	16QAM	8	7	13.26	13.19	13.23		
3	16QAM	15	0	13.25	13.17	13.22		
3	64QAM	1	0	13.35	13.23	13.40	14.5	0
3	64QAM	1	8	13.29	13.30	13.35		
3	64QAM	1	14	13.24	13.29	13.27		
3	64QAM	8	0	13.22	13.18	13.24	14.5	0
3	64QAM	8	4	13.18	13.19	13.20		
3	64QAM	8	7	13.15	13.15	13.14		
3	64QAM	15	0	13.15	13.18	13.19		
Channel				131979	132322	132665	Tune-up limit (dBm)	MPR (dB)
Frequency (MHz)				1710.7	1745	1779.3		
1.4	QPSK	1	0	13.43	13.37	13.56	14.5	0
1.4	QPSK	1	3	13.64	13.54	13.63		
1.4	QPSK	1	5	13.45	13.45	13.52		
1.4	QPSK	3	0	13.51	13.51	13.54		
1.4	QPSK	3	1	13.57	13.53	13.61		
1.4	QPSK	3	3	13.47	13.51	13.53		
1.4	QPSK	6	0	13.54	13.51	13.60	14.5	0
1.4	16QAM	1	0	13.31	13.38	13.46	14.5	0
1.4	16QAM	1	3	13.44	13.39	13.47		
1.4	16QAM	1	5	13.37	13.31	13.40		
1.4	16QAM	3	0	13.15	13.13	13.21		
1.4	16QAM	3	1	13.16	13.19	13.23		
1.4	16QAM	3	3	13.10	13.10	13.14		
1.4	16QAM	6	0	13.14	13.12	13.16	14.5	0
1.4	64QAM	1	0	13.14	13.23	13.24	14.5	0
1.4	64QAM	1	3	13.16	13.22	13.31		
1.4	64QAM	1	5	13.17	13.17	13.23		
1.4	64QAM	3	0	13.18	13.16	13.18		
1.4	64QAM	3	1	13.20	13.21	13.19		
1.4	64QAM	3	3	13.12	13.15	13.18		
1.4	64QAM	6	0	13.09	13.12	13.15	14.5	0

Reduced Power Mode for Handheld On

Band		WCDMA II			Tune-up Limit (dBm)	WCDMA IV			Tune-up Limit (dBm)
TX Channel		9262	9400	9538		1312	1413	1513	
Rx Channel		9662	9800	9938		1537	1638	1738	
Frequency (MHz)		1852.4	1880	1907.6		1712.4	1732.6	1752.6	
3GPP Rel 99	AMR 12.2Kbps	17.55	17.58	17.17	19.00	19.75	19.81	19.63	20.50
3GPP Rel 99	RMC 12.2Kbps	17.58	17.59	17.23	19.00	19.77	19.82	19.69	20.50
3GPP Rel 6	HSDPA Subtest-1	16.96	16.82	16.91	18.00	18.12	17.98	18.02	19.50
3GPP Rel 6	HSDPA Subtest-2	16.91	17.13	16.81	18.00	18.07	18.03	17.99	19.50
3GPP Rel 6	HSDPA Subtest-3	16.34	16.28	16.38	17.50	17.57	17.50	17.55	19.00
3GPP Rel 6	HSDPA Subtest-4	16.45	16.57	16.45	17.50	17.60	17.56	17.52	19.00
3GPP Rel 8	DC-HSDPA Subtest-1	17.00	16.87	16.94	18.00	18.10	17.98	17.99	19.50
3GPP Rel 8	DC-HSDPA Subtest-2	16.94	17.10	16.86	18.00	18.05	18.00	18.01	19.50
3GPP Rel 8	DC-HSDPA Subtest-3	16.36	16.60	16.37	17.50	17.55	17.55	17.50	19.00
3GPP Rel 8	DC-HSDPA Subtest-4	16.40	16.59	16.43	17.50	17.55	17.58	17.46	19.00
3GPP Rel 6	HSUPA Subtest-1	17.07	16.99	17.02	18.00	18.21	18.23	18.01	19.50
3GPP Rel 6	HSUPA Subtest-2	15.06	15.04	15.09	16.00	16.14	16.13	16.13	17.50
3GPP Rel 6	HSUPA Subtest-3	16.09	16.04	16.09	17.00	16.99	16.99	16.88	18.50
3GPP Rel 6	HSUPA Subtest-4	15.09	15.09	15.03	16.00	16.05	16.03	15.92	17.50
3GPP Rel 6	HSUPA Subtest-5	17.10	17.06	17.20	18.00	18.20	18.13	18.07	19.50

LTE Band 2

BW [MHz]	Modulation	RB Size	RB Offset	Power Low Ch. / Freq.	Power Middle Ch. / Freq.	Power High Ch. / Freq.	Tune-up limit (dBm)	MPR (dB)
Channel				18700	18900	19100		
Frequency (MHz)				1860	1880	1900		
20	QPSK	1	0	19.23	19.32	19.17	20	0
20	QPSK	1	49	19.10	19.01	19.02		
20	QPSK	1	99	19.03	19.03	19.01		
20	QPSK	50	0	19.14	19.14	18.97	20	0
20	QPSK	50	24	19.08	18.90	18.85		
20	QPSK	50	50	18.89	18.75	18.84		
20	QPSK	100	0	19.10	19.08	18.97		
20	16QAM	1	0	18.96	19.00	18.65	20	0
20	16QAM	1	49	18.86	18.88	18.61		
20	16QAM	1	99	18.75	18.71	18.76		
20	16QAM	50	0	19.03	19.00	18.98	20	0
20	16QAM	50	24	18.97	18.97	18.74		
20	16QAM	50	50	18.86	18.80	18.85		
20	16QAM	100	0	19.03	18.86	18.90		
20	64QAM	1	0	19.28	19.31	19.11	20	0
20	64QAM	1	49	19.07	19.07	19.12		
20	64QAM	1	99	19.01	18.88	18.94		
20	64QAM	50	0	19.04	19.02	18.97	20	0
20	64QAM	50	24	18.98	18.89	18.83		
20	64QAM	50	50	18.86	18.71	18.77		
20	64QAM	100	0	19.01	19.03	18.87		
Channel				18675	18900	19125	Tune-up limit (dBm)	MPR (dB)
Frequency (MHz)				1857.5	1880	1902.5		
15	QPSK	1	0	18.79	18.85	18.84	20	0
15	QPSK	1	37	18.83	18.70	18.76		
15	QPSK	1	74	19.12	19.11	19.11		
15	QPSK	36	0	19.00	18.93	18.81	20	0
15	QPSK	36	20	18.92	18.91	18.88		
15	QPSK	36	39	18.93	18.86	18.88		
15	QPSK	75	0	18.96	18.83	18.85		
15	16QAM	1	0	19.00	19.03	19.03	20	0
15	16QAM	1	37	19.04	18.97	19.01		
15	16QAM	1	74	19.07	18.93	19.10		
15	16QAM	36	0	18.96	19.02	18.91	20	0
15	16QAM	36	20	18.96	18.92	18.90		
15	16QAM	36	39	19.02	18.85	18.91		
15	16QAM	75	0	18.91	18.90	18.84		
15	64QAM	1	0	19.03	19.02	18.91	20	0
15	64QAM	1	37	19.03	19.03	18.91		
15	64QAM	1	74	18.92	19.08	19.01		
15	64QAM	36	0	19.02	18.98	18.91	20	0
15	64QAM	36	20	18.92	18.87	18.86		
15	64QAM	36	39	18.99	18.81	18.89		
15	64QAM	75	0	18.89	19.02	18.95		
Channel				18650	18900	19150	Tune-up limit (dBm)	MPR (dB)
Frequency (MHz)				1855	1880	1905		
10	QPSK	1	0	18.79	18.88	18.94	20	0
10	QPSK	1	25	18.89	18.97	18.82		
10	QPSK	1	49	18.96	18.95	18.87		
10	QPSK	25	0	18.98	18.85	18.91	20	0
10	QPSK	25	12	18.82	18.80	18.77		
10	QPSK	25	25	18.83	18.75	18.74		
10	QPSK	50	0	18.82	18.88	18.83		
10	16QAM	1	0	18.90	19.03	19.01	20	0
10	16QAM	1	25	19.14	19.14	19.00		
10	16QAM	1	49	18.99	19.02	18.97		
10	16QAM	25	0	18.97	18.83	18.82	20	0
10	16QAM	25	12	18.87	18.93	18.80		
10	16QAM	25	25	18.84	18.95	18.78		
10	16QAM	50	0	18.89	18.98	18.84		
10	64QAM	1	0	19.01	18.99	18.98	20	0
10	64QAM	1	25	18.93	18.95	18.84		
10	64QAM	1	49	19.12	18.93	18.90		
10	64QAM	25	0	18.94	18.85	18.90	20	0
10	64QAM	25	12	18.85	18.91	18.77		
10	64QAM	25	25	18.92	18.92	18.76		
10	64QAM	50	0	18.83	18.96	18.79		
Channel				18625	18900	19175	Tune-up limit (dBm)	MPR (dB)
Frequency (MHz)				1852.5	1880	1907.5		
5	QPSK	1	0	19.01	18.72	18.75	20	0
5	QPSK	1	12	18.83	18.72	18.64		
5	QPSK	1	24	18.62	18.70	18.73		
5	QPSK	12	0	19.05	18.85	18.80	20	0
5	QPSK	12	7	18.87	18.88	18.71		
5	QPSK	12	13	18.86	18.81	18.74		
5	QPSK	25	0	18.90	18.91	18.82		
5	16QAM	1	0	18.94	18.87	19.04	20	0
5	16QAM	1	12	18.98	18.91	18.92		
5	16QAM	1	24	18.90	18.97	18.84		
5	16QAM	12	0	18.92	18.89	18.87	20	0
5	16QAM	12	7	18.87	18.94	18.78		
5	16QAM	12	13	18.82	18.83	18.65		
5	16QAM	25	0	18.94	18.79	18.71		
5	64QAM	1	0	19.03	18.97	18.93	20	0
5	64QAM	1	12	18.96	19.01	18.95		
5	64QAM	1	24	19.04	18.97	18.84		
5	64QAM	12	0	18.92	18.79	18.76	20	0
5	64QAM	12	7	18.86	18.89	18.60		
5	64QAM	12	13	18.83	18.83	18.66		
5	64QAM	25	0	18.87	18.85	18.76		
Channel				18615	18900	19185	Tune-up limit (dBm)	MPR (dB)
Frequency (MHz)				1851.5	1880	1908.5		
3	QPSK	1	0	18.65	18.68	18.78	20	0
3	QPSK	1	8	18.93	18.96	18.77		
3	QPSK	1	14	18.99	18.86	18.72		
3	QPSK	8	0	18.93	18.83	18.70	20	0
3	QPSK	8	4	18.89	18.91	18.72		
3	QPSK	8	7	18.79	18.89	18.72		
3	QPSK	15	0	18.89	18.86	18.76		
3	16QAM	1	0	18.87	18.93	18.86	20	0
3	16QAM	1	8	19.02	19.14	18.71		
3	16QAM	1	14	18.97	19.05	18.82		
3	16QAM	8	0	18.97	18.92	18.88	20	0
3	16QAM	8	4	18.96	18.95	18.84		
3	16QAM	8	7	18.92	18.87	18.98		
3	16QAM	15	0	18.95	18.79	18.67		
3	64QAM	1	0	19.01	19.12	18.98	20	0
3	64QAM	1	8	19.02	19.01	18.93		
3	64QAM	1	14	18.92	19.00	19.01		
3	64QAM	8	0	18.87	18.87	18.72	20	0
3	64QAM	8	4	18.96	18.95	18.66		
3	64QAM	8	7	18.83	18.83	18.54		
3	64QAM	15	0	18.88	18.83	18.77		
Channel				18607	18900	19193	Tune-up limit (dBm)	MPR (dB)
Frequency (MHz)				1850.7	1880	1909.3		
1.4	QPSK	1	0	18.93	18.91	18.84	20	0
1.4	QPSK	1	3	18.80	18.96	18.86		
1.4	QPSK	1	5	18.64	18.68	18.50		
1.4	QPSK	3	0	18.78	18.73	18.69		
1.4	QPSK	3	1	18.88	18.82	18.73		
1.4	QPSK	3	3	18.77	18.77	18.55		
1.4	QPSK	6	0	18.79	18.76	18.67	20	0
1.4	16QAM	1	0	18.99	19.02	19.14	20	0
1.4	16QAM	1	3	19.02	18.90	19.00		
1.4	16QAM	1	5	18.99	18.82	19.00		
1.4	16QAM	3	0	18.84	18.61	18.59		
1.4	16QAM	3	1	18.94	19.03	18.73		
1.4	16QAM	3	3	18.77	18.93	18.72		
1.4	16QAM	6	0	18.83	18.79	18.63	20	0
1.4	64QAM	1	0	19.01	19.05	18.95	20	0
1.4	64QAM	1	3	19.01	19.03	19.06		
1.4	64QAM	1	5	19.01	18.91	18.98		
1.4	64QAM	3	0	18.98	18.86	18.80		
1.4	64QAM	3	1	18.88	19.00	18.84		
1.4	64QAM	3	3	18.95	18.92	18.70		
1.4	64QAM	6	0	18.84	18.87	18.72	20	0

LTE Band 4

BW [MHz]	Modulation	RB Size	RB Offset	Power Low Ch. / Freq.	Power Middle Ch. / Freq.	Power High Ch. / Freq.	Tune-up limit (dBm)	MPR (dB)
Channel				20050	20175	20300		
Frequency (MHz)				1720	1732.5	1745		
20	QPSK	1	0	19.65	19.66	19.49	20	0
20	QPSK	1	49	19.33	19.30	19.35		
20	QPSK	1	99	19.30	19.36	19.23		
20	QPSK	50	0	19.33	19.42	19.34	20	0
20	QPSK	50	24	19.30	19.22	19.35		
20	QPSK	50	50	19.16	19.23	19.17		
20	QPSK	100	0	19.19	19.32	19.33		
20	16QAM	1	0	19.28	19.35	19.31	20	0
20	16QAM	1	49	19.32	19.26	19.47		
20	16QAM	1	99	19.45	19.29	19.48		
20	16QAM	50	0	19.27	19.20	19.16	20	0
20	16QAM	50	24	19.08	19.08	19.15		
20	16QAM	50	50	19.01	19.24	19.07		
20	16QAM	100	0	19.22	19.12	19.11		
20	64QAM	1	0	19.07	19.02	19.27	20	0
20	64QAM	1	49	18.94	19.26	19.02		
20	64QAM	1	99	19.12	19.02	19.14		
20	64QAM	50	0	19.12	19.16	19.12	20	0
20	64QAM	50	24	19.03	19.03	19.09		
20	64QAM	50	50	18.97	19.11	19.02		
20	64QAM	100	0	19.06	19.11	19.07		
Channel				20025	20175	20325	Tune-up limit (dBm)	MPR (dB)
Frequency (MHz)				1717.5	1732.5	1747.5		
15	QPSK	1	0	19.30	19.19	19.51	20	0
15	QPSK	1	37	19.21	19.52	19.44		
15	QPSK	1	74	19.49	19.43	19.63		
15	QPSK	36	0	19.53	19.47	19.51	20	0
15	QPSK	36	20	19.32	19.49	19.41		
15	QPSK	36	39	19.28	19.54	19.31		
15	QPSK	75	0	19.30	19.26	19.42		
15	16QAM	1	0	19.62	19.54	19.62	20	0
15	16QAM	1	37	19.53	19.56	19.51		
15	16QAM	1	74	19.49	19.41	19.41		
15	16QAM	36	0	19.40	19.51	19.50	20	0
15	16QAM	36	20	19.25	19.43	19.31		
15	16QAM	36	39	19.40	19.42	19.29		
15	16QAM	75	0	19.54	19.61	19.40		
15	64QAM	1	0	19.44	19.46	19.06	20	0
15	64QAM	1	37	19.26	19.23	19.24		
15	64QAM	1	74	19.38	19.31	19.28		
15	64QAM	36	0	19.32	19.51	19.51	20	0
15	64QAM	36	20	19.60	19.53	19.39		
15	64QAM	36	39	19.41	19.40	19.41		
15	64QAM	75	0	19.38	19.42	19.39		
Channel				20000	20175	20350	Tune-up limit (dBm)	MPR (dB)
Frequency (MHz)				1715	1732.5	1750		
10	QPSK	1	0	19.62	19.62	19.61	20	0
10	QPSK	1	25	19.54	19.62	19.53		
10	QPSK	1	49	19.61	19.43	19.63		
10	QPSK	25	0	19.43	19.43	19.41	20	0
10	QPSK	25	12	19.59	19.48	19.43		
10	QPSK	25	25	19.50	19.64	19.43		
10	QPSK	50	0	19.43	19.40	19.41		
10	16QAM	1	0	19.30	19.35	19.36	20	0
10	16QAM	1	25	19.06	18.95	18.96		
10	16QAM	1	49	19.31	19.39	19.29		
10	16QAM	25	0	19.22	19.51	19.55	20	0
10	16QAM	25	12	19.48	19.41	19.59		
10	16QAM	25	25	19.40	19.41	19.41		
10	16QAM	50	0	19.33	19.41	19.42		
10	64QAM	1	0	19.53	19.55	19.50	20	0
10	64QAM	1	25	19.55	19.49	19.47		
10	64QAM	1	49	19.27	19.13	19.22		
10	64QAM	25	0	19.32	19.62	19.42	20	0
10	64QAM	25	12	19.62	19.32	19.40		
10	64QAM	25	25	19.65	19.50	19.19		
10	64QAM	50	0	19.40	19.54	19.39		
Channel				19975	20175	20375	Tune-up limit (dBm)	MPR (dB)
Frequency (MHz)				1712.5	1732.5	1752.5		
5	QPSK	1	0	19.55	19.30	19.57	20	0
5	QPSK	1	12	19.52	19.64	19.60		
5	QPSK	1	24	19.42	19.50	19.50		
5	QPSK	12	0	19.32	19.40	19.42	20	0
5	QPSK	12	7	19.63	19.61	19.65		
5	QPSK	12	13	19.49	19.32	19.64		
5	QPSK	25	0	19.21	19.28	19.57		
5	16QAM	1	0	19.24	19.61	19.32	20	0
5	16QAM	1	12	19.32	19.25	19.22		
5	16QAM	1	24	19.32	19.37	19.45		
5	16QAM	12	0	19.21	19.40	19.63	20	0
5	16QAM	12	7	19.55	19.41	19.58		
5	16QAM	12	13	19.57	19.64	19.59		
5	16QAM	25	0	19.59	19.59	19.60		
5	64QAM	1	0	19.32	19.25	19.27	20	0
5	64QAM	1	12	19.08	19.22	19.36		
5	64QAM	1	24	18.94	19.07	19.05		
5	64QAM	12	0	19.30	19.52	19.29	20	0
5	64QAM	12	7	19.57	19.51	19.60		
5	64QAM	12	13	19.61	19.50	19.62		
5	64QAM	25	0	19.57	19.64	19.60		
Channel				19965	20175	20385	Tune-up limit (dBm)	MPR (dB)
Frequency (MHz)				1711.5	1732.5	1753.5		
3	QPSK	1	0	19.40	19.53	19.18	20	0
3	QPSK	1	8	19.65	19.53	19.61		
3	QPSK	1	14	19.34	19.63	19.53		
3	QPSK	8	0	19.58	19.63	19.63	20	0
3	QPSK	8	4	19.56	19.60	19.41		
3	QPSK	8	7	19.53	19.57	19.61		
3	QPSK	15	0	19.59	19.28	19.65		
3	16QAM	1	0	19.37	19.25	19.24	20	0
3	16QAM	1	8	19.40	19.40	19.45		
3	16QAM	1	14	19.07	19.31	19.36		
3	16QAM	8	0	19.60	19.42	19.41	20	0
3	16QAM	8	4	19.29	19.42	19.50		
3	16QAM	8	7	19.29	19.40	19.61		
3	16QAM	15	0	19.50	19.58	19.53		
3	64QAM	1	0	19.52	19.52	19.52	20	0
3	64QAM	1	8	19.39	19.62	19.42		
3	64QAM	1	14	19.59	19.50	19.61		
3	64QAM	8	0	19.54	19.31	19.40	20	0
3	64QAM	8	4	19.60	19.30	19.30		
3	64QAM	8	7	19.51	19.20	19.20		
3	64QAM	15	0	19.53	19.31	19.60		
Channel				19957	20175	20393	Tune-up limit (dBm)	MPR (dB)
Frequency (MHz)				1710.7	1732.5	1754.3		
1.4	QPSK	1	0	19.34	19.49	19.50	20	0
1.4	QPSK	1	3	19.53	19.19	19.42		
1.4	QPSK	1	5	19.39	19.52	19.49		
1.4	QPSK	3	0	19.58	19.40	19.55		
1.4	QPSK	3	1	19.53	19.29	19.61		
1.4	QPSK	3	3	19.48	19.65	19.20		
1.4	QPSK	6	0	19.51	19.62	19.57	20	0
1.4	16QAM	1	0	19.05	19.31	19.30	20	0
1.4	16QAM	1	3	19.40	19.37	19.41		
1.4	16QAM	1	5	19.32	19.29	19.39		
1.4	16QAM	3	0	19.56	19.60	19.57		
1.4	16QAM	3	1	19.37	19.40	19.40		
1.4	16QAM	3	3	19.46	19.57	19.63		
1.4	16QAM	6	0	19.65	19.41	19.29	20	0
1.4	64QAM	1	0	18.86	19.02	18.89	20	0
1.4	64QAM	1	3	19.29	19.09	19.23		
1.4	64QAM	1	5	18.80	19.08	18.93		
1.4	64QAM	3	0	19.52	19.62	19.63		
1.4	64QAM	3	1	19.62	19.43	19.50		
1.4	64QAM	3	3	19.62	19.30	19.41		
1.4	64QAM	6	0	19.49	19.64	19.63	20	0

LTE Band 30

BW [MHz]	Modulation	RB Size	RB Offset	Power Low Ch. / Freq.	Power Middle Ch. / Freq.	Power High Ch. / Freq.	Tune-up limit (dBm)	MPR (dB)
Channel					27710			
Frequency (MHz)					2310			
10	QPSK	1	0		21.83		22.5	0
10	QPSK	1	25		21.71			
10	QPSK	1	49		21.67			
10	QPSK	25	0		21.47		22.5	0
10	QPSK	25	12		21.44			
10	QPSK	25	25		21.46			
10	QPSK	50	0		21.61			
10	16QAM	1	0		21.48		22.5	0
10	16QAM	1	25		21.37			
10	16QAM	1	49		21.34			
10	16QAM	25	0		20.59		22	0.5
10	16QAM	25	12		20.62			
10	16QAM	25	25		20.51			
10	16QAM	50	0		20.54			
10	64QAM	1	0		21.07		22	0.5
10	64QAM	1	25		21.11			
10	64QAM	1	49		20.96			
10	64QAM	25	0		20.04		21	1.5
10	64QAM	25	12		19.94			
10	64QAM	25	25		19.88			
10	64QAM	50	0		19.89			
Channel				27685	27710	27735	Tune-up limit (dBm)	MPR (dB)
Frequency (MHz)				2307.5	2310	2312.5		
5	QPSK	1	0	21.61	21.74	21.70	22.5	0
5	QPSK	1	12	21.67	21.60	21.65		
5	QPSK	1	24	21.56	21.74	21.56		
5	QPSK	12	0	21.72	21.60	21.66	22.5	0
5	QPSK	12	7	21.60	21.59	21.60		
5	QPSK	12	13	21.60	21.64	21.53		
5	QPSK	25	0	21.61	21.63	21.67		
5	16QAM	1	0	21.54	21.63	21.60	22.5	0
5	16QAM	1	12	21.46	21.73	21.58		
5	16QAM	1	24	21.54	21.71	21.61		
5	16QAM	12	0	21.13	21.20	21.08	22	0.5
5	16QAM	12	7	21.12	21.10	21.09		
5	16QAM	12	13	21.14	21.03	21.16		
5	16QAM	25	0	21.11	21.07	21.09		
5	64QAM	1	0	21.23	21.08	21.07	22	0.5
5	64QAM	1	12	21.09	21.11	21.09		
5	64QAM	1	24	21.17	21.20	21.08		
5	64QAM	12	0	20.28	20.20	20.13	21	1.5
5	64QAM	12	7	20.24	20.14	20.06		
5	64QAM	12	13	20.21	20.15	20.01		
5	64QAM	25	0	20.21	20.10	20.15		

LTE Band 66

BW [MHz]	Modulation	RB Size	RB Offset	Power Low Ch. / Freq.	Power Middle Ch. / Freq.	Power High Ch. / Freq.	Tune-up limit (dBm)	MPR (dB)
Channel				132072	132322	132572		
Frequency (MHz)				1720	1745	1770		
20	QPSK	1	0	19.26	19.33	19.27	20	0
20	QPSK	1	49	19.13	19.20	19.18		
20	QPSK	1	99	18.99	19.01	19.14		
20	QPSK	50	0	19.14	19.22	19.11	20	0
20	QPSK	50	24	18.83	18.88	19.01		
20	QPSK	50	50	19.00	18.80	18.89		
20	QPSK	100	0	19.14	19.32	19.12		
20	16QAM	1	0	18.87	18.87	18.98	20	0
20	16QAM	1	49	19.06	18.95	19.00		
20	16QAM	1	99	19.17	19.26	19.11		
20	16QAM	50	0	18.67	18.80	18.95	20	0
20	16QAM	50	24	18.77	18.83	19.00		
20	16QAM	50	50	18.81	18.84	18.87		
20	16QAM	100	0	18.80	18.76	18.89		
20	64QAM	1	0	19.12	19.13	19.15	20	0
20	64QAM	1	49	19.02	19.10	18.92		
20	64QAM	1	99	19.05	18.99	19.06		
20	64QAM	50	0	18.69	18.76	18.79	20	0
20	64QAM	50	24	18.81	18.92	18.90		
20	64QAM	50	50	18.81	18.67	18.92		
20	64QAM	100	0	18.82	18.91	18.78		
Channel				132047	132322	132597	Tune-up limit (dBm)	MPR (dB)
Frequency (MHz)				1717.5	1745	1772.5		
15	QPSK	1	0	18.93	19.18	18.95	20	0
15	QPSK	1	37	18.93	18.98	18.94		
15	QPSK	1	74	18.90	18.99	19.01		
15	QPSK	36	0	18.81	18.89	18.99	20	0
15	QPSK	36	20	18.68	18.83	18.98		
15	QPSK	36	39	18.69	18.78	18.83		
15	QPSK	75	0	18.75	18.88	18.83		
15	16QAM	1	0	19.12	19.03	19.23	20	0
15	16QAM	1	37	19.03	19.05	18.93		
15	16QAM	1	74	19.01	19.17	19.01		
15	16QAM	36	0	18.73	18.85	18.97	20	0
15	16QAM	36	20	18.72	19.00	18.81		
15	16QAM	36	39	18.71	18.75	18.90		
15	16QAM	75	0	18.81	18.85	18.90		
15	64QAM	1	0	19.11	18.99	19.25	20	0
15	64QAM	1	37	19.14	19.10	19.09		
15	64QAM	1	74	19.15	19.29	19.16		
15	64QAM	36	0	18.83	18.91	19.05	20	0
15	64QAM	36	20	18.82	18.96	18.87		
15	64QAM	36	39	19.04	18.75	18.86		
15	64QAM	75	0	18.78	18.83	18.87		
Channel				132022	132322	132622	Tune-up limit (dBm)	MPR (dB)
Frequency (MHz)				1715	1745	1775		
10	QPSK	1	0	18.10	18.15	18.34	20	0
10	QPSK	1	25	18.39	18.42	18.45		
10	QPSK	1	49	18.40	18.44	18.44		
10	QPSK	25	0	18.65	18.56	18.72	20	0
10	QPSK	25	12	18.84	18.62	18.68		
10	QPSK	25	25	18.74	18.82	19.04		
10	QPSK	50	0	18.66	18.62	18.71		
10	16QAM	1	0	18.67	18.66	18.75	20	0
10	16QAM	1	25	18.61	18.58	18.64		
10	16QAM	1	49	19.02	18.95	18.66		
10	16QAM	25	0	18.65	18.57	18.59	20	0
10	16QAM	25	12	18.74	18.69	18.72		
10	16QAM	25	25	18.67	18.72	18.83		
10	16QAM	50	0	18.76	18.77	18.72		
10	64QAM	1	0	19.01	19.02	18.94	20	0
10	64QAM	1	25	18.99	18.93	18.93		
10	64QAM	1	49	19.24	19.12	18.90		
10	64QAM	25	0	18.63	18.58	18.60	20	0
10	64QAM	25	12	18.71	18.67	18.66		
10	64QAM	25	25	18.75	18.69	18.76		
10	64QAM	50	0	18.67	18.73	18.71		
Channel				131997	132322	132647	Tune-up limit (dBm)	MPR (dB)
Frequency (MHz)				1712.5	1745	1777.5		
5	QPSK	1	0	18.85	18.88	18.94	20	0
5	QPSK	1	12	18.73	18.75	18.85		
5	QPSK	1	24	18.95	18.98	18.85		
5	QPSK	12	0	19.12	18.92	18.96	20	0
5	QPSK	12	7	19.06	18.94	18.85		
5	QPSK	12	13	19.01	18.98	18.83		
5	QPSK	25	0	19.04	18.95	18.93		
5	16QAM	1	0	19.01	19.05	18.89	20	0
5	16QAM	1	12	18.85	18.89	18.83		
5	16QAM	1	24	18.99	18.64	18.91		
5	16QAM	12	0	19.03	19.11	19.00	20	0
5	16QAM	12	7	18.95	19.11	18.93		
5	16QAM	12	13	18.95	19.07	18.92		
5	16QAM	25	0	19.08	18.99	18.90		
5	64QAM	1	0	19.16	19.28	19.13	20	0
5	64QAM	1	12	19.15	18.97	19.15		
5	64QAM	1	24	19.21	18.98	19.16		
5	64QAM	12	0	18.97	18.88	19.02	20	0
5	64QAM	12	7	18.99	18.94	18.93		
5	64QAM	12	13	18.93	18.84	18.91		
5	64QAM	25	0	19.00	18.98	18.93		
Channel				131987	132322	132657	Tune-up limit (dBm)	MPR (dB)
Frequency (MHz)				1711.5	1745	1778.5		
3	QPSK	1	0	18.98	18.83	18.86	20	0
3	QPSK	1	8	18.92	19.02	19.06		
3	QPSK	1	14	19.08	18.88	18.89		
3	QPSK	8	0	19.07	19.02	19.02	20	0
3	QPSK	8	4	19.02	18.98	19.06		
3	QPSK	8	7	18.96	18.95	19.00		
3	QPSK	15	0	19.02	18.92	19.04		
3	16QAM	1	0	18.98	19.03	19.01	20	0
3	16QAM	1	8	19.10	19.10	19.08		
3	16QAM	1	14	18.79	18.84	19.02		
3	16QAM	8	0	19.05	19.10	19.02	20	0
3	16QAM	8	4	18.99	18.92	19.04		
3	16QAM	8	7	19.10	18.95	18.97		
3	16QAM	15	0	18.99	18.90	18.93		
3	64QAM	1	0	18.94	18.96	19.32	20	0
3	64QAM	1	8	19.02	19.15	19.19		
3	64QAM	1	14	19.19	19.02	19.02		
3	64QAM	8	0	19.05	19.02	19.06	20	0
3	64QAM	8	4	18.94	19.04	19.05		
3	64QAM	8	7	19.04	19.00	19.02		
3	64QAM	15	0	18.99	18.97	18.97		
Channel				131979	132322	132665	Tune-up limit (dBm)	MPR (dB)
Frequency (MHz)				1710.7	1745	1779.3		
1.4	QPSK	1	0	18.79	18.82	18.90	20	0
1.4	QPSK	1	3	18.93	18.71	18.99		
1.4	QPSK	1	5	18.68	18.72	18.89		
1.4	QPSK	3	0	19.05	18.85	18.99		
1.4	QPSK	3	1	18.98	18.80	19.02		
1.4	QPSK	3	3	18.81	18.77	18.95		
1.4	QPSK	6	0	19.01	18.82	18.97	20	0
1.4	16QAM	1	0	18.66	18.83	19.00	20	0
1.4	16QAM	1	3	18.77	19.07	19.09		
1.4	16QAM	1	5	18.71	18.98	18.91		
1.4	16QAM	3	0	19.04	18.72	18.80		
1.4	16QAM	3	1	18.76	18.66	18.87		
1.4	16QAM	3	3	18.72	18.70	18.79		
1.4	16QAM	6	0	18.70	18.87	18.98	20	0
1.4	64QAM	1	0	18.83	18.82	19.07	20	0
1.4	64QAM	1	3	18.85	18.89	19.30		
1.4	64QAM	1	5	18.92	18.80	19.04		
1.4	64QAM	3	0	18.74	18.75	19.04		
1.4	64QAM	3	1	18.79	19.00	19.06		
1.4	64QAM	3	3	18.67	18.66	18.99		
1.4	64QAM	6	0	18.68	18.80	18.95	20	0

2.4GHz WLAN	Full power					
	Mode	Channel	Frequency (MHz)	Average power (dBm)	Tune-Up Limit	Duty Cycle %
2.4GHz WLAN	802.11b 1Mbps	1	2412	18.30	20.00	98.28
		6	2437	18.60	20.00	
		11	2462	18.70	20.00	
	802.11g 6Mbps	1	2412	15.70	16.00	98.28
		6	2437	18.80	19.00	
		11	2462	15.40	16.00	
	802.11n-HT20 MCS0	1	2412	15.00	16.00	98.16
		6	2437	17.90	19.00	
		11	2462	15.00	16.00	

2.4GHz WLAN	Reduced Power Mode for Head					
	Mode	Channel	Frequency (MHz)	Average power (dBm)	Tune-Up Limit	Duty Cycle %
2.4GHz WLAN	802.11b 1Mbps	1	2412	15.30	16.00	98.28
		6	2437	14.70	16.00	
		11	2462	15.20	16.00	
	802.11g 6Mbps	1	2412	Not Required	16.00	98.28
		6	2437		16.00	
		11	2462		16.00	
	802.11n-HT20 MCS0	1	2412		16.00	98.16
		6	2437		16.00	
		11	2462		16.00	

5GHz WLAN	Full power					
	Mode	Channel	Frequency (MHz)	Average power (dBm)	Tune-Up Limit	Duty Cycle %
5.2GHz WLAN	802.11a 6Mbps	36	5180	14.60	15.50	97.93
		40	5200	14.72	15.50	
		44	5220	14.91	15.50	
		48	5240	14.83	15.50	
	802.11n-HT20 MCS0	36	5180	13.87	14.00	97.79
		40	5200	14.75	15.50	
		44	5220	14.97	15.50	
		48	5240	14.69	15.50	
	802.11n-HT40 MCS0	38	5190	12.13	12.50	96.03
		46	5230	15.01	15.50	
	802.11ac-VHT20 MCS0	36	5180	13.42	13.50	97.40
		40	5200	14.66	15.50	
		44	5220	14.87	15.50	
		48	5240	14.59	15.50	
	802.11ac-VHT40 MCS0	38	5190	12.08	12.50	96.04
		46	5230	14.97	15.50	
	802.11ac-VHT80 MCS0	42	5210	11.20	12.00	92.61

5GHz WLAN	Reduced Power Mode for Body-worn & Hotspot					
	Mode	Channel	Frequency (MHz)	Average power (dBm)	Tune-Up Limit	Duty Cycle %
5.2GHz WLAN	802.11a 6Mbps	36	5180	Not Required	8.50	97.93
		40	5200		8.50	
		44	5220		8.50	
		48	5240		8.50	
	802.11n-HT20 MCS0	36	5180		8.50	97.79
		40	5200		8.50	
		44	5220		8.50	
		48	5240		8.50	
	802.11n-HT40 MCS0	38	5190	8.05	8.50	96.03
		46	5230	7.92	8.50	
	802.11ac-VHT20 MCS0	36	5180	Not Required	8.50	97.40
		40	5200		8.50	
		44	5220		8.50	
		48	5240		8.50	
	802.11ac-VHT40 MCS0	38	5190		8.50	96.04
		46	5230		8.50	
	802.11ac-VHT80 MCS0	42	5210		8.00	92.61

5GHz WLAN	Reduced Power Mode for Simultaneous-0mm					
	Mode	Channel	Frequency (MHz)	Average power (dBm)	Tune-Up Limit	Duty Cycle %
5.2GHz WLAN	802.11a 6Mbps	36	5180	Not Required	14.50	97.93
		40	5200		14.50	
		44	5220		14.50	
		48	5240		14.50	
	802.11n-HT20 MCS0	36	5180		14.00	97.79
		40	5200		14.50	
		44	5220		14.50	
		48	5240		14.50	
	802.11n-HT40 MCS0	38	5190	12.13	12.50	96.03
		46	5230	14.12	14.50	
	802.11ac-VHT20 MCS0	36	5180	Not Required	13.50	97.40
		40	5200		14.50	
		44	5220		14.50	
		48	5240		14.50	
	802.11ac-VHT40 MCS0	38	5190		12.50	96.04
		46	5230		14.50	
	802.11ac-VHT80 MCS0	42	5210		12.00	92.61

5GHz WLAN	Full power					
	Mode	Channel	Frequency (MHz)	Average power (dBm)	Tune-Up Limit	Duty Cycle %
5.3GHz WLAN	802.11a 6Mbps	52	5260	16.27	17.00	97.93
		56	5280	16.31	17.00	
		60	5300	16.42	17.00	
		64	5320	16.21	17.00	
	802.11n-HT20 MCS0	52	5260	16.12	17.00	97.79
		56	5280	16.19	17.00	
		60	5300	16.28	17.00	
		64	5320	15.99	17.00	
	802.11n-HT40 MCS0	54	5270	16.47	17.00	96.03
		62	5310	12.90	13.00	
	802.11ac-VHT20 MCS0	52	5260	16.02	17.00	97.40
		56	5280	16.04	17.00	
		60	5300	16.06	17.00	
		64	5320	15.84	17.00	
	802.11ac-VHT40 MCS0	54	5270	16.43	17.00	96.04
		62	5310	12.57	13.00	
	802.11ac-VHT80 MCS0	58	5290	12.33	12.50	92.61

5GHz WLAN	Reduced Power Mode for Body-worn					
	Mode	Channel	Frequency (MHz)	Average power (dBm)	Tune-Up Limit	Duty Cycle %
5.3GHz WLAN	802.11a 6Mbps	52	5260	Not Required	8.50	97.93
		56	5280		8.50	
		60	5300		8.50	
		64	5320		8.50	
	802.11n-HT20 MCS0	52	5260		8.50	97.79
		56	5280		8.50	
		60	5300		8.50	
		64	5320		8.50	
	802.11n-HT40 MCS0	54	5270	7.70	8.50	96.03
		62	5310	7.99	8.50	
	802.11ac-VHT20 MCS0	52	5260	Not Required	8.50	97.40
		56	5280		8.50	
		60	5300		8.50	
		64	5320		8.50	
	802.11ac-VHT40 MCS0	54	5270		8.50	96.04
		62	5310		8.50	
	802.11ac-VHT80 MCS0	58	5290		8.00	92.61

5GHz WLAN	Reduced Power Mode for Simultaneous-0mm					
	Mode	Channel	Frequency (MHz)	Average power (dBm)	Tune-Up Limit	Duty Cycle %
5.3GHz WLAN	802.11a 6Mbps	52	5260	Not Required	16.00	97.93
		56	5280		16.00	
		60	5300		16.00	
		64	5320		16.00	
	802.11n-HT20 MCS0	52	5260		16.00	97.79
		56	5280		16.00	
		60	5300		16.00	
		64	5320		16.00	
	802.11n-HT40 MCS0	54	5270	14.92	16.00	96.03
		62	5310	12.90	13.00	
	802.11ac-VHT20 MCS0	52	5260	Not Required	16.00	97.40
		56	5280		16.00	
		60	5300		16.00	
		64	5320		16.00	
	802.11ac-VHT40 MCS0	54	5270		16.00	96.04
		62	5310		13.00	
	802.11ac-VHT80 MCS0	58	5290		12.50	92.61

5GHz WLAN	Full power					
	Mode	Channel	Frequency (MHz)	Average power (dBm)	Tune-Up Limit	Duty Cycle %
5.5GHz WLAN	802.11a 6Mbps	100	5500	17.45	18.50	97.93
		116	5580	17.65	18.50	
		124	5620	17.43	18.50	
		132	5660	17.55	18.50	
		140	5700	15.36	16.00	
		144	5720	17.38	18.50	
	802.11n-HT20 MCS0	100	5500	17.74	18.50	97.79
		116	5580	17.52	18.50	
		124	5620	17.43	18.50	
		132	5660	17.34	18.50	
		140	5700	13.40	14.00	
		144	5720	17.25	18.50	
	802.11n-HT40 MCS0	102	5510	15.24	16.00	96.03
		110	5550	17.62	18.50	
		126	5630	17.19	18.50	
		134	5670	17.28	18.50	
		142	5710	17.56	18.50	
	802.11ac-VHT20 MCS0	100	5500	17.64	18.50	97.40
		116	5580	17.42	18.50	
		124	5620	17.39	18.50	
		132	5660	17.28	18.50	
		140	5700	13.16	14.00	
		144	5720	17.19	18.50	
	802.11ac-VHT40 MCS0	102	5510	14.83	15.00	96.04
		110	5550	17.79	18.50	
		126	5630	17.64	18.50	
		134	5670	16.95	18.50	
		142	5710	17.51	18.50	
	802.11ac-VHT80 MCS0	106	5530	13.09	14.00	92.61
		122	5610	16.73	17.00	
		138	5690	16.14	17.00	

5GHz WLAN	Reduced Power Mode for Body-worn					
	Mode	Channel	Frequency (MHz)	Average power (dBm)	Tune-Up Limit	Duty Cycle %
5.5GHz WLAN	802.11a 6Mbps	100	5500	Not Required	13.00	97.93
		116	5580		13.00	
		124	5620		13.00	
		132	5660		13.00	
		140	5700		13.00	
		144	5720		13.00	
	802.11n-HT20 MCS0	100	5500		13.00	97.79
		116	5580		13.00	
		124	5620		13.00	
		132	5660		13.00	
		140	5700		13.00	
		144	5720		13.00	
	802.11n-HT40 MCS0	102	5510	12.01	13.00	96.03
		110	5550	12.06	13.00	
		126	5630	11.86	13.00	
		134	5670	11.75	13.00	
		142	5710	11.81	13.00	
	802.11ac-VHT20 MCS0	100	5500	Not Required	13.00	97.40
		116	5580		13.00	
		124	5620		13.00	
		132	5660		13.00	
		140	5700		13.00	
		144	5720		13.00	
	802.11ac-VHT40 MCS0	102	5510		13.00	96.04
		110	5550		13.00	
		126	5630		13.00	
		134	5670		13.00	
		142	5710		13.00	
	802.11ac-VHT80 MCS0	106	5530		12.00	92.61
		122	5610		12.00	
		138	5690		12.00	

5GHz WLAN	Reduced Power Mode for Simultaneous-0mm					
	Mode	Channel	Frequency (MHz)	Average power (dBm)	Tune-Up Limit	Duty Cycle %
5.5GHz WLAN	802.11a 6Mbps	100	5500	Not Required	17.50	97.93
		116	5580		17.50	
		124	5620		17.50	
		132	5660		17.50	
		140	5700		16.00	
		144	5720		17.50	
	802.11n-HT20 MCS0	100	5500		17.50	97.79
		116	5580		17.50	
		124	5620		17.50	
		132	5660		17.50	
		140	5700		14.00	
		144	5720		17.50	
	802.11n-HT40 MCS0	102	5510	15.24	16.00	96.03
		110	5550	16.61	17.50	
		126	5630	16.42	17.50	
		134	5670	16.55	17.50	
		142	5710	16.54	17.50	
	802.11ac-VHT20 MCS0	100	5500	Not Required	17.50	97.40
		116	5580		17.50	
		124	5620		17.50	
		132	5660		17.50	
		140	5700		14.00	
		144	5720		17.50	
	802.11ac-VHT40 MCS0	102	5510		15.00	96.04
		110	5550		17.50	
		126	5630		17.50	
		134	5670		17.50	
		142	5710		17.50	
	802.11ac-VHT80 MCS0	106	5530		14.00	92.61
		122	5610		17.00	
		138	5690		17.00	

5GHz WLAN	Full power					
	Mode	Channel	Frequency (MHz)	Average power (dBm)	Tune-Up Limit	Duty Cycle %
5.8GHz WLAN	802.11a 6Mbps	149	5745	17.18	18.00	97.93
		157	5785	17.05	18.00	
		165	5825	16.96	18.00	
	802.11n-HT20 MCS0	149	5745	17.09	18.00	97.79
		157	5785	17.01	18.00	
		165	5825	16.89	18.00	
	802.11n-HT40 MCS0	151	5755	17.56	18.00	96.03
		159	5795	17.53	18.00	
	802.11ac-VHT20 MCS0	149	5745	16.98	18.00	97.40
		157	5785	16.90	18.00	
		165	5825	16.78	18.00	
	802.11ac-VHT40 MCS0	151	5755	17.53	18.00	96.04
		159	5795	17.50	18.00	
	802.11ac-VHT80 MCS0	155	5775	16.24	17.00	92.61

5GHz WLAN	Reduced Power Mode for Body-worn & Hotspot					
	Mode	Channel	Frequency (MHz)	Average power (dBm)	Tune-Up Limit	Duty Cycle %
5.8GHz WLAN	802.11a 6Mbps	149	5745	Not Required	9.00	97.93
		157	5785		9.00	
		165	5825		9.00	
	802.11n-HT20 MCS0	149	5745		9.00	97.79
		157	5785		9.00	
		165	5825		9.00	
	802.11n-HT40 MCS0	151	5755	8.38	9.00	96.03
		159	5795	8.37	9.00	
	802.11ac-VHT20 MCS0	149	5745	Not Required	9.00	97.40
		157	5785		9.00	
		165	5825		9.00	
	802.11ac-VHT40 MCS0	151	5755		9.00	96.04
		159	5795		9.00	
	802.11ac-VHT80 MCS0	155	5775		8.00	92.61

5GHz WLAN	Reduced Power Mode for Simultaneous-0mm					
	Mode	Channel	Frequency (MHz)	Average power (dBm)	Tune-Up Limit	Duty Cycle %
5.8GHz WLAN	802.11a 6Mbps	149	5745	Not Required	16.00	97.93
		157	5785		16.00	
		165	5825		16.00	
	802.11n-HT20 MCS0	149	5745		16.00	97.79
		157	5785		16.00	
		165	5825		16.00	
	802.11n-HT40 MCS0	151	5755	15.61	16.00	96.03
		159	5795	15.58	16.00	
	802.11ac-VHT20 MCS0	149	5745	Not Required	16.00	97.40
		157	5785		16.00	
		165	5825		16.00	
	802.11ac-VHT40 MCS0	151	5755		16.00	96.04
		159	5795		16.00	
	802.11ac-VHT80 MCS0	155	5775		15.00	92.61

Bluetooth BR/EDR

Mode	Channel	Frequency (MHz)	Average power (dBm)		
			1Mbps	2Mbps	3Mbps
BR / EDR	CH 00	2402	10.10	7.70	7.60
	CH 39	2441	11.00	8.70	8.60
	CH 78	2480	10.90	8.90	8.90
Tune-up Limit			11.5	9.5	9.5

Bluetooth LE

Mode	Channel	Frequency (MHz)	Average power (dBm)
			GFSK
LE	CH 00	2402	4.60
	CH 19	2440	5.90
	CH 39	2480	5.40
Tune-up Limit			6.5

Appendix F. Supplemental Tuner Head & Body SAR Results

The results are shown as follows.

Head

Average Value of Time Sweep (W/kg)

Mode	Service/ Modulation	Channel	Frequency (MHz)	RB Size	RB Offset	Test Position	Spacing	Measured 1g SAR (W/kg)	Auto-Tune	0	4	8	12	16	20	24	28	32	36	40	44	48	52	56	60	64	68	72	76	80	84	88	92	96	100	104	108	112	116	120	124	128	132	136	140
WCDMA V	RMC 12.2Kbps	4182	836.4	—	—	Right Cheek	0mm	0.546	0.665	0.634	0.639	0.627	0.055	0.619	0.017	0.279	0.214	0.285	0.006	0.195	0.183	0.112	0.610	0.013	0.580	0.055	0.593	0.011	0.339	0.604	0.237	0.591	0.083	0.085	0.028	0.563	0.004	0.234	0.585	0.146	0.507	0.039	0.497	0.009	0.454

Average Value of Time Sweep (W/kg)

Mode	Service/ Modulation	Channel	Frequency (MHz)	RB Size	RB Offset	Test Position	Spacing	Measured 1g SAR (W/kg)	Auto-Tune	1	5	9	13	17	21	25	29	33	37	41	45	49	53	57	61	65	69	73	77	81	85	89	93	97	101	105	109	113	117	121	125	129	133	137	141
LTE Band 5	QPSK	20525	836.5	1	0	Right Cheek	0mm	0.381	0.507	0.036	0.135	0.006	0.357	0.018	0.234	0.505	0.195	0.506	0.034	0.384	0.024	0.385	0.501	0.314	0.503	0.505	0.506	0.005	0.358	0.002	0.114	0.131	0.246	0.498	0.092	0.502	0.011	0.257	0.005	0.241	0.497	0.156	0.446	0.009	0.425

Average Value of Time Sweep (W/kg)

Mode	Service/ Modulation	Channel	Frequency (MHz)	RB Size	RB Offset	Test Position	Spacing	Measured 1g SAR (W/kg)	Auto-Tune	2	6	10	14	18	22	26	30	34	38	42	46	50	54	58	62	66	70	74	78	82	86	90	94	98	102	106	110	114	118	122	126	130	134	138	142
LTE Band 12	QPSK	23095	707.5	1	0	Right Cheek	0mm	0.363	0.423	0.419	0.191	0.018	0.156	0.002	0.049	0.039	0.019	0.036	0.354	0.082	0.008	0.106	0.001	0.084	0.019	0.024	0.035	0.319	0.061	0.004	0.101	0.000	0.106	0.017	0.015	0.037	0.205	0.033	0.001	0.079	0.001	0.104	0.010	0.006	0.035

Average Value of Time Sweep (W/kg)

Mode	Service/ Modulation	Channel	Frequency (MHz)	RB Size	RB Offset	Test Position	Spacing	Measured 1g SAR (W/kg)	Auto-Tune	3	7	11	15	19	23	27	31	35	39	43	47	51	55	59	63	67	71	75	79	83	87	91	95	99	103	107	111	115	119	123	127	131	135	139	143
LTE Band 14	QPSK	23330	793	1	0	Right Cheek	0mm	0.400	0.514	0.248	0.382	0.459	0.507	0.104	0.348	0.024	0.196	0.165	0.201	0.333	0.303	0.251	0.068	0.224	0.026	0.224	0.072	0.132	0.255	0.205	0.194	0.029	0.205	0.003	0.266	0.063	0.049	0.097	0.082	0.001	0.006	0.132	0.001	0.254	0.037

Body

Mode	Service/ Modulation	Frequency (MHz)	Channel	RB Size	RB Offset	Test Position	Spacing	Measured 1g SAR (W/kg)	Average Value of Time Sweep (W/kg)																																									
									Auto-Tune	0	4	8	12	16	20	24	28	32	36	40	44	48	52	56	60	64	68	72	76	80	84	88	92	96	100	104	108	112	116	120	124	128	132	136	140
WCDMA V	RMC 12.2Kbps	4233	836.6			Front	5mm	0.988	1.662	0.524	0.813	1.407	0.660	1.349	0.251	1.167	0.131	1.122	0.076	1.271	1.239	0.716	1.586	0.211	1.458	0.070	1.425	0.043	1.112	1.020	0.662	1.551	0.213	1.389	0.064	1.321	0.020	1.020	1.044	0.563	1.480	0.221	1.274	0.024	1.220

Mode	Service/ Modulation	Frequency (MHz)	Channel	RB Size	RB Offset	Test Position	Spacing	Measured 1g SAR (W/kg)	Average Value of Time Sweep (W/kg)																																									
									Auto-Tune	1	5	9	13	17	21	25	29	33	37	41	45	49	53	57	61	65	69	73	77	81	85	89	93	97	101	105	109	113	117	121	125	129	133	137	141
LTE Band 5	QPSK	20525	836.5	1	0	Front	5mm	1.120	1.902	0.251	1.534	1.632	1.341	1.624	0.895	1.850	0.556	1.521	0.334	1.622	0.002	1.606	1.734	1.020	1.802	0.383	1.897	0.214	1.634	0.055	1.609	1.826	0.928	1.902	0.257	1.899	0.054	1.262	0.023	1.048	1.765	0.617	1.578	0.103	1.901

Mode	Service/ Modulation	Frequency (MHz)	Channel	RB Size	RB Offset	Test Position	Spacing	Measured 1g SAR (W/kg)	Average Value of Time Sweep (W/kg)																																									
									Auto-Tune	2	6	10	14	18	22	26	30	34	38	42	46	50	54	58	62	66	70	74	78	82	86	90	94	98	102	106	110	114	118	122	126	130	134	138	142
LTE Band 14	QPSK	23330	793	1	0	Back	5mm	1.210	1.907	0.575	1.556	0.840	1.886	0.364	1.634	1.797	1.427	1.834	0.521	1.488	0.758	1.487	0.186	1.389	1.058	1.215	1.325	0.345	1.348	0.389	1.358	0.111	1.621	1.261	1.569	1.030	0.149	1.523	0.034	1.742	0.021	1.345	0.569	0.524	0.634

Mode	Service/ Modulation	Frequency (MHz)	Channel	RB Size	RB Offset	Test Position	Spacing	Measured 1g SAR (W/kg)	Average Value of Time Sweep (W/kg)																																									
									Auto-Tune	3	7	11	15	19	23	27	31	35	39	43	47	51	55	59	63	67	71	75	79	83	87	91	95	99	103	107	111	115	119	123	127	131	135	139	143
LTE Band 12	QPSK	23095	707.5	1	0	Front	5mm	0.891	1.533	1.124	1.102	0.541	0.332	0.336	0.708	0.693	0.654	0.659	1.163	0.412	1.217	0.862	0.667	1.153	1.097	1.047	1.026	1.159	1.156	1.047	1.169	1.026	1.197	1.172	0.998	0.626	0.645	0.648	0.844	0.648	0.645	0.807	0.628	0.655	0.666

verified for SAR higher than 1.2W/Kg

(Antenna #0, Slave ID=6)

Mode	Service/ Modulation	Channel	Frequency (MHz)	RB Size	RB Offset	Test Position	Spacing	Measured 1g SAR (W/kg)	Average Value of Time Sweep (W/kg)																						
									Auto-Tune	0	1	2	3	4	5	6	7	8	9	10	11	12	13	14	15	16	17	18	19	20
WCDMA V	RMC 12.2Kbps	4233	836.6			Front	5mm	0.988	1.662	0.524	0.499	0.325	0.526	0.813	1.080	1.214	1.330	1.407	1.400	0.135	0.387	0.660	0.892	1.133	1.231	1.349	1.241	0.079	0.183	0.251
										21	22	23	24	25	26	27	28	29	30	31	32	33	34	35	36	37	38	39	40	41
										0.631	0.897	1.080	1.167	1.210	1.280	1.184	0.131	0.348	0.624	0.891	1.122	1.283	1.401	1.284	0.076	0.137	0.231	0.921	1.271	1.381
										42	43	44	45	46	47	48	49	50	51	52	53	54	55	56	57	58	59	60	61	62
										1.589	1.324	1.239	1.131	0.104	0.486	0.716	1.342	1.430	1.492	1.586	1.421	0.043	0.126	0.211	0.834	1.211	1.348	1.458	1.225	1.035
										63	64	65	66	67	68	69	70	71	72	73	74	75	76	77	78	79	80	81	82	83
										0.521	0.070	0.493	0.721	1.228	1.425	1.458	1.562	1.411	0.043	0.138	0.214	0.835	1.112	1.283	1.421	1.210	1.020	0.981	0.063	0.387
										84	85	86	87	88	89	90	91	92	93	94	95	96	97	98	99	100	101	102	103	104
										0.662	1.020	1.423	1.482	1.551	1.394	0.042	0.125	0.213	0.837	1.102	1.285	1.389	1.248	1.110	1.020	0.064	0.384	0.553	0.827	1.321
										105	106	107	108	109	110	111	112	113	114	115	116	117	118	119	120	121	122	123	124	125
										1.384	1.418	1.284	0.020	0.134	0.184	0.864	1.020	1.134	1.284	1.135	1.044	1.034	0.032	0.384	0.563	0.831	1.356	1.421	1.480	1.260
										126	127	128	129	130	131	132	133	134	135	136	137	138	139	140	141	142	143			
										0.021	0.184	0.221	0.634	0.913	1.199	1.274	1.183	1.022	0.547	0.024	0.213	0.372	0.862	1.220	1.284	1.361	1.240			

(Antenna #0, Slave ID=6)

Mode	Service/ Modulation	Channel	Frequency (MHz)	RB Size	RB Offset	Test Position	Spacing	Measured 1g SAR (W/kg)	Average Value of Time Sweep (W/kg)																						
									Auto-Tune	0	1	2	3	4	5	6	7	8	9	10	11	12	13	14	15	16	17	18	19	20
LTE Band 5	QPSK	20525	836.5	1	0	Front	5mm	1.12	1.902	0.113	0.251	0.384	0.834	1.211	1.534	1.818	1.821	1.890	1.632	0.234	0.483	0.662	1.341	1.727	1.821	1.891	1.624	0.155	0.321	0.493
										21	22	23	24	25	26	27	28	29	30	31	32	33	34	35	36	37	38	39	40	41
										0.895	1.413	1.634	1.810	1.850	1.901	1.789	0.301	0.556	0.821	1.120	1.354	1.521	1.899	1.685	0.156	0.334	0.521	0.912	1.398	1.622
										42	43	44	45	46	47	48	49	50	51	52	53	54	55	56	57	58	59	60	61	62
										1.892	1.884	1.901	0.002	0.217	0.374	0.931	1.606	1.821	1.900	1.899	1.734	0.092	0.214	0.379	1.020	1.870	1.881	1.891	1.802	1.735
										63	64	65	66	67	68	69	70	71	72	73	74	75	76	77	78	79	80	81	82	83
										0.082	0.218	0.383	1.130	1.789	1.821	1.897	1.845	1.789	0.076	0.214	0.356	0.744	1.367	1.634	1.879	1.901	1.874	0.055	0.109	0.285
										84	85	86	87	88	89	90	91	92	93	94	95	96	97	98	99	100	101	102	103	104
										0.935	1.609	1.878	1.901	1.900	1.826	0.041	0.089	0.263	0.928	1.626	1.843	1.901	1.902	1.850	0.033	0.002	0.257	1.006	1.715	1.880
										105	106	107	108	109	110	111	112	113	114	115	116	117	118	119	120	121	122	123	124	125
										1.899	1.901	1.810	0.028	0.054	0.130	0.445	0.956	1.262	1.546	1.861	1.878	0.023	0.053	0.146	0.526	1.048	1.345	1.760	1.762	1.765
										126	127	128	129	130	131	132	133	134	135	136	137	138	139	140	141	142	143			
										0.034	0.067	0.221	0.617	1.234	1.633	1.624	1.578	1.513	0.034	0.045	0.103	0.685	1.173	1.487	1.901	1.876	1.450			

(Antenna #0, Slave ID=6)

Mode	Service/ Modulation	Channel	Frequency (MHz)	RB Size	RB Offset	Test Position	Spacing	Measured 1g SAR (W/kg)	Average Value of Time Sweep (W/kg)																						
									Auto-Tune	0	1	2	3	4	5	6	7	8	9	10	11	12	13	14	15	16	17	18	19	20
LTE Band 14	QPSK	23330	793	1	1	Back	5mm	1.21	1.907	0.227	0.378	0.575	1.030	1.245	1.378	1.556	1.689	1.905	0.566	0.840	1.456	1.810	1.824	1.886	1.888	1.906	1.905	0.364	0.847	1.197
										21	22	23	24	25	26	27	28	29	30	31	32	33	34	35	36	37	38	39	40	41
										1.345	1.634	1.901	1.837	1.824	1.797	0.181	0.924	1.234	1.427	1.521	1.608	1.670	1.834	1.358	0.141	0.284	0.521	1.080	1.184	1.361
										42	43	44	45	46	47	48	49	50	51	52	53	54	55	56	57	58	59	60	61	62
										1.488	1.884	1.902	0.327	0.758	1.080	1.294	1.345	1.487	1.594	1.568	1.577	0.186	0.457	0.976	1.324	1.389	1.421	1.460	1.524	1.058
										63	64	65	66	67	68	69	70	71	72	73	74	75	76	77	78	79	80	81	82	83
										0.081	0.324	0.571	1.215	1.720	1.624	1.243	1.325	0.736	0.016	0.159	0.345	0.672	0.874	1.072	1.348	1.441	1.521	0.186	0.389	0.666
										84	85	86	87	88	89	90	91	92	93	94	95	96	97	98	99	100	101	102	103	104
										1.080	1.310	1.358	1.417	1.398	1.328	0.111	0.190	1.315	1.652	1.621	1.516	1.434	1.277	1.261	0.034	0.077	1.345	1.569	1.533	1.523
										105	106	107	108	109	110	111	112	113	114	115	116	117	118	119	120	121	122	123	124	125
										1.203	1.030	0.024	0.041	0.111	0.149	0.534	0.923	1.234	1.523	1.734	1.621	0.034	0.034	0.115	0.894	1.325	1.742	1.724	1.687	1.621
										126	127	128	129	130	131	132	133	134	135	136	137	138	139	140	141	142	143			
										0.021	0.134	0.678	1.070	1.345	1.234	0.892	0.734	0.569	0.006	0.078	0.245	0.524	0.634	0.721	0.872	0.634	0.407			