#01_HAC_T-Coil_GSM850_EDGE 2 Tx slots_Ch189_Axial (Z)

Communication System: GSM850; Frequency: 836.4 MHz
Medium: Air Medium parameters used: $\sigma = 0$ S/m, $\varepsilon_r = 1$; $\rho = 0$ kg/m^3
Ambient Temperature：23.4 ℃

DASY5 Configuration
- Probe: AM1DV3 - 3130; ; Calibrated: 2019/11/20
- Sensor-Surface: 0mm (Fix Surface)
- Electronics: DAE3 Sn495; Calibrated: 2020/7/21
- Phantom: HAC Test Arch with AMCC; Type: SD HAC P01 BA;
- Measurement SW: DASY52, Version 52.10 (4); SEMCAD X Version 14.6.14 (7483)

General Scans/z (axial) 4.2mm 50 x 50/ABM Interpolated SNR(x,y,z) (121x121x1):

Interpolated grid: dx=1.000 mm, dy=1.000 mm
ABM1/ABM2 = 26.96 dB
ABM1 comp = -2.66 dBA/m
Location: 3.3, -8.9, 3.7 mm

0 dB = 22.29 = 26.96 dB

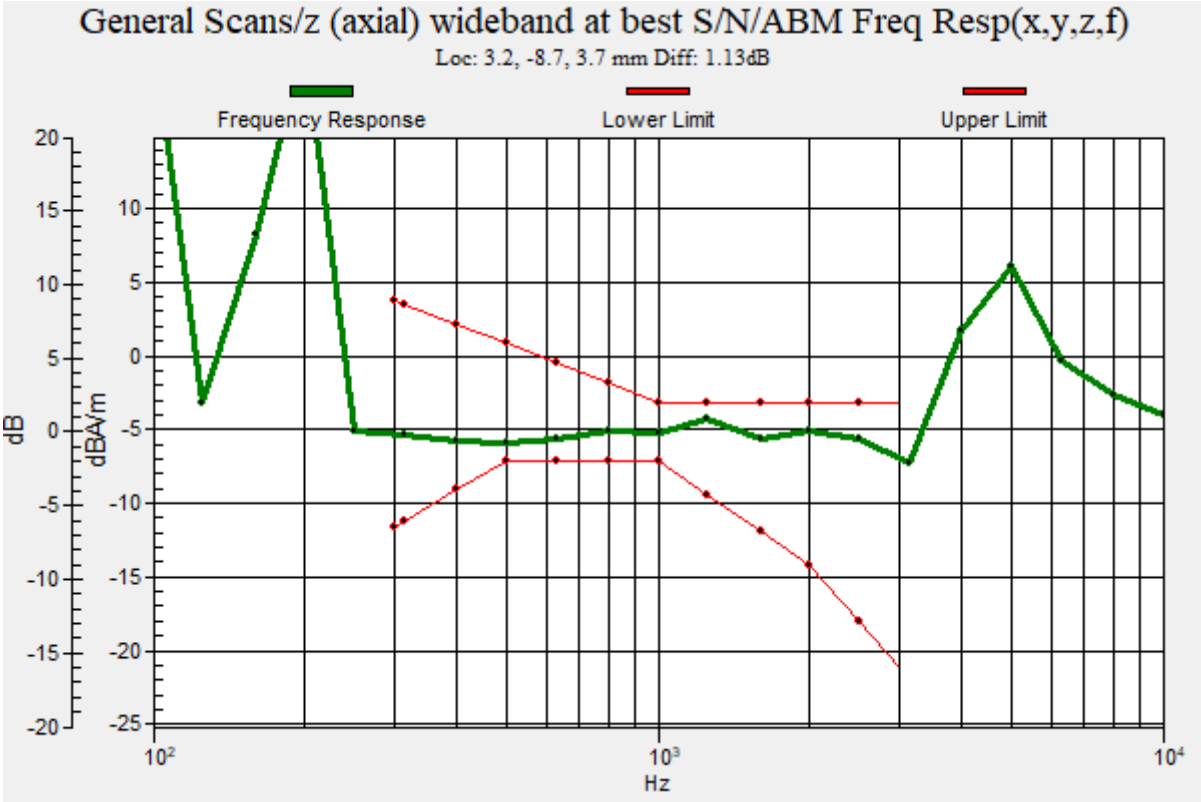
General Scans/z (axial) wideband at best S/N/ABM Freq Resp(x,y,z,f)
Loc: 3.2, -8.7, 3.7 mm Diff: 1.13dB
Frequency Response
Lower Limit
Upper Limit
dB
dBA/m
Hz
20
15
10
5
0
-5
-10
-15
-20
10
5
0
-5
-10
-15
-20
-25
10^2
10^3
10^4

#01_HAC_T-Coil_GSM850_EDGE 2 Tx slots_Ch189_Transversal (Y)

Communication System: GSM850; Frequency: 836.4 MHz
Medium: Air Medium parameters used: $\sigma = 0$ S/m, $\varepsilon_r = 1$; $\rho = 0$ kg/m^3
Ambient Temperature：23.4 ℃

DASY5 Configuration
- Probe: AM1DV3 - 3130; ; Calibrated: 2019/11/20
- Sensor-Surface: 0mm (Fix Surface)
- Electronics: DAE3 Sn495; Calibrated: 2020/7/21
- Phantom: HAC Test Arch with AMCC; Type: SD HAC P01 BA;
- Measurement SW: DASY52, Version 52.10 (4); SEMCAD X Version 14.6.14 (7483)

General Scans/y (transversal) 4.2mm 50 x 50/ABM Interpolated SNR(x,y,z) (121x121x1):

Interpolated grid: dx=1.000 mm, dy=1.000 mm
ABM1/ABM2 = 34.04 dB
ABM1 comp = -12.54 dBA/m
Location: 3.3, -17.3, 3.7 mm

0 dB = 50.35 = 34.04 dB

#02_HAC_T-Coil_GSM1900_EDGE 2 Tx slots_Ch661_Axial (Z)

Communication System: PCS; Frequency: 1880 MHz
Medium: Air Medium parameters used: $\sigma = 0$ S/m, $\varepsilon_r = 1$; $\rho = 0$ kg/m^3
Ambient Temperature：23.4 ℃

DASY5 Configuration
- Probe: AM1DV3 - 3130; ; Calibrated: 2019/11/20
- Sensor-Surface: 0mm (Fix Surface)
- Electronics: DAE3 Sn495; Calibrated: 2020/7/21
- Phantom: HAC Test Arch with AMCC; Type: SD HAC P01 BA;
- Measurement SW: DASY52, Version 52.10 (4); SEMCAD X Version 14.6.14 (7483)

General Scans/z (axial) 4.2mm 50 x 50/ABM Interpolated SNR(x,y,z) (121x121x1):

Interpolated grid: dx=1.000 mm, dy=1.000 mm
ABM1/ABM2 = 32.13 dB
ABM1 comp = -2.64 dBA/m
Location: 3.3, -9.6, 3.7 mm

0 dB = 40.39 = 32.13 dB

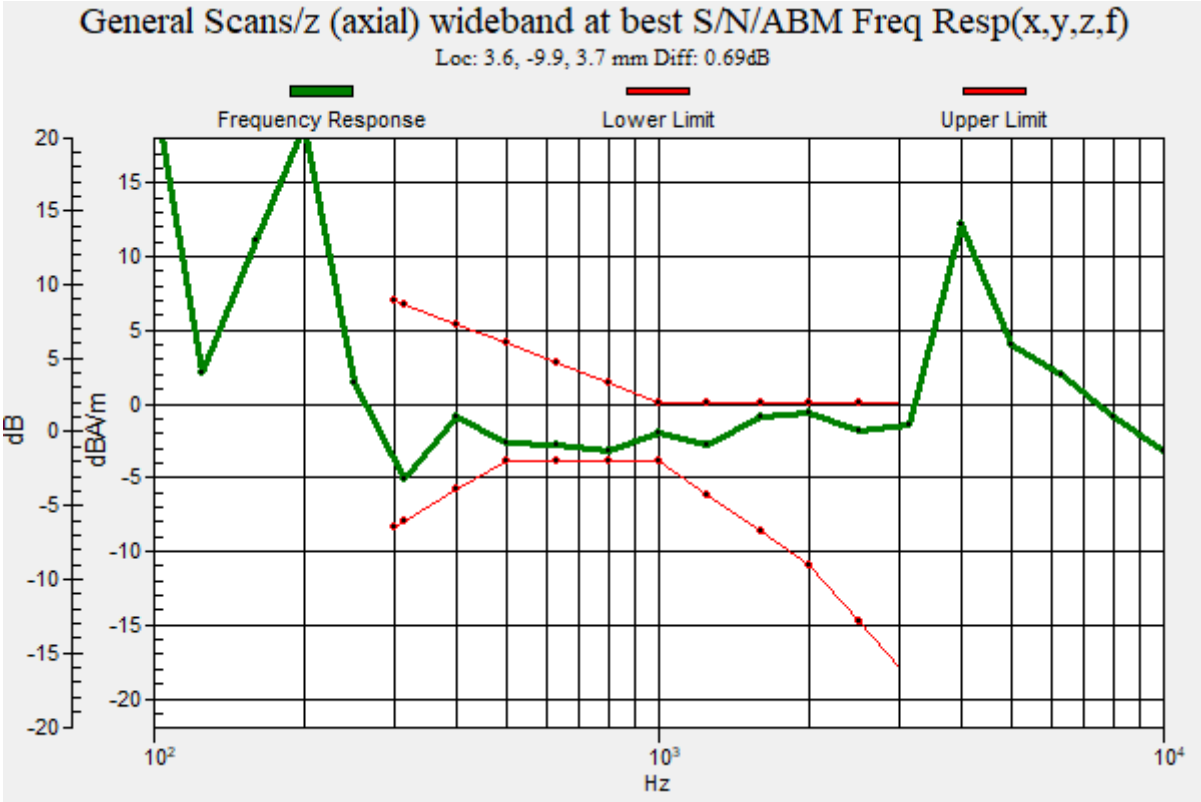
General Scans/z (axial) wideband at best S/N/ABM Freq Resp(x,y,z,f)
Loc: 3.6, -9.9, 3.7 mm Diff: 0.69dB
Frequency Response
Lower Limit
Upper Limit
dB
dBA/m
Hz
20
15
10
5
0
-5
-10
-15
-20
10^2
10^3
10^4

#02_HAC_T-Coil_GSM1900_EDGE 2 Tx slots_Ch661_Transversal (Y)

Communication System: PCS; Frequency: 1880 MHz
Medium: Air Medium parameters used: $\sigma = 0$ S/m, $\varepsilon_r = 1$; $\rho = 0$ kg/m^3
Ambient Temperature：23.4 ℃

DASY5 Configuration
- Probe: AM1DV3 - 3130; ; Calibrated: 2019/11/20
- Sensor-Surface: 0mm (Fix Surface)
- Electronics: DAE3 Sn495; Calibrated: 2020/7/21
- Phantom: HAC Test Arch with AMCC; Type: SD HAC P01 BA;
- Measurement SW: DASY52, Version 52.10 (4); SEMCAD X Version 14.6.14 (7483)

General Scans/y (transversal) 4.2mm 50 x 50/ABM Interpolated SNR(x,y,z) (121x121x1):

Interpolated grid: dx=1.000 mm, dy=1.000 mm
ABM1/ABM2 = 35.50 dB
ABM1 comp = -12.11 dBA/m
Location: 3.3, -18, 3.7 mm

0 dB = 59.53 = 35.49 dB

#03_HAC_T-Coil_WCDMA II_HSPA_Ch9400_Axial (Z)

Communication System: WCDMA; Frequency: 1880 MHz
Medium: Air Medium parameters used: $\sigma = 0$ S/m, $\varepsilon_r = 1$; $\rho = 0$ kg/m^3
Ambient Temperature：23.4 ℃

DASY5 Configuration
- Probe: AM1DV3 - 3130; ; Calibrated: 2019/11/20
- Sensor-Surface: 0mm (Fix Surface)
- Electronics: DAE3 Sn495; Calibrated: 2020/7/21
- Phantom: HAC Test Arch with AMCC; Type: SD HAC P01 BA;
- Measurement SW: DASY52, Version 52.10 (4); SEMCAD X Version 14.6.14 (7483)

General Scans/z (axial) 4.2mm 50 x 50/ABM Interpolated SNR(x,y,z) (121x121x1):

Interpolated grid: dx=1.000 mm, dy=1.000 mm
ABM1/ABM2 = 40.48 dB
ABM1 comp = -2.73 dBA/m
Location: 3.3, -8.2, 3.7 mm

0 dB = 105.7 = 40.48 dB

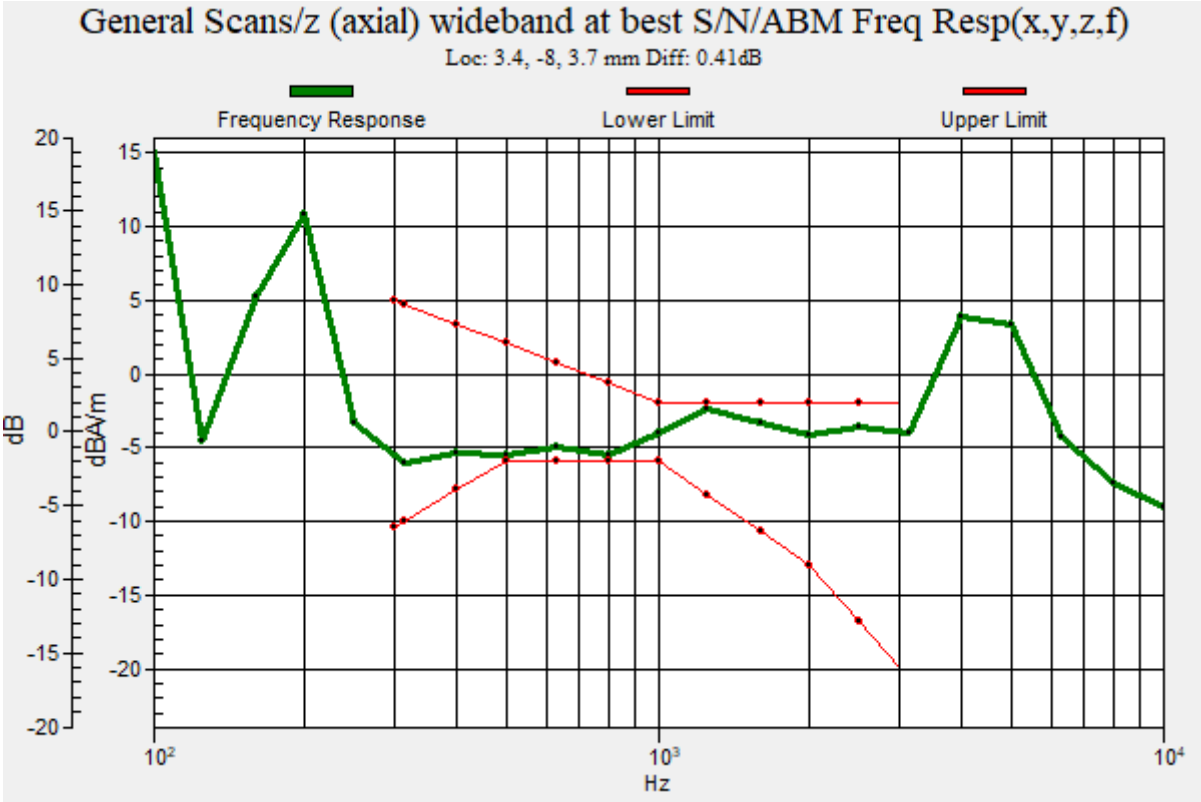
General Scans/z (axial) wideband at best S/N/ABM Freq Resp(x,y,z,f)
Loc: 3.4, -8, 3.7 mm Diff: 0.41dB
Frequency Response
Lower Limit
Upper Limit
dB
dBA/m
Hz

#03_HAC_T-Coil_WCDMA II_HSPA_Ch9400_Transversal (Y)

Communication System: WCDMA; Frequency: 1880 MHz
Medium: Air Medium parameters used: $\sigma = 0$ S/m, $\varepsilon_r = 1$; $\rho = 0$ kg/m^3
Ambient Temperature：23.4 ℃

DASY5 Configuration
- Probe: AM1DV3 - 3130; ; Calibrated: 2019/11/20
- Sensor-Surface: 0mm (Fix Surface)
- Electronics: DAE3 Sn495; Calibrated: 2020/7/21
- Phantom: HAC Test Arch with AMCC; Type: SD HAC P01 BA;
- Measurement SW: DASY52, Version 52.10 (4); SEMCAD X Version 14.6.14 (7483)

General Scans/y (transversal) 4.2mm 50 x 50/ABM Interpolated SNR(x,y,z) (121x121x1):

Interpolated grid: dx=1.000 mm, dy=1.000 mm
ABM1/ABM2 = 34.70 dB
ABM1 comp = -12.60 dBA/m
Location: 2.6, -18, 3.7 mm

0 dB = 54.34 = 34.70 dB

#04_HAC_T-Coil_WCDMA IV_HSPA_Ch1413_Axial (Z)

Communication System: WCDMA; Frequency: 1732.6 MHz
Medium: Air Medium parameters used: $\sigma = 0$ S/m, $\varepsilon_r = 1$; $\rho = 0$ kg/m^3
Ambient Temperature：23.4 ℃

DASY5 Configuration
- Probe: AM1DV3 - 3130; ; Calibrated: 2019/11/20
- Sensor-Surface: 0mm (Fix Surface)
- Electronics: DAE3 Sn495; Calibrated: 2020/7/21
- Phantom: HAC Test Arch with AMCC; Type: SD HAC P01 BA;
- Measurement SW: DASY52, Version 52.10 (4); SEMCAD X Version 14.6.14 (7483)

General Scans/z (axial) 4.2mm 50 x 50/ABM Interpolated SNR(x,y,z) (121x121x1):

Interpolated grid: dx=1.000 mm, dy=1.000 mm
ABM1/ABM2 = 43.89 dB
ABM1 comp = -2.25 dBA/m
Location: 3.3, -8.2, 3.7 mm

0 dB = 156.5 = 43.89 dB

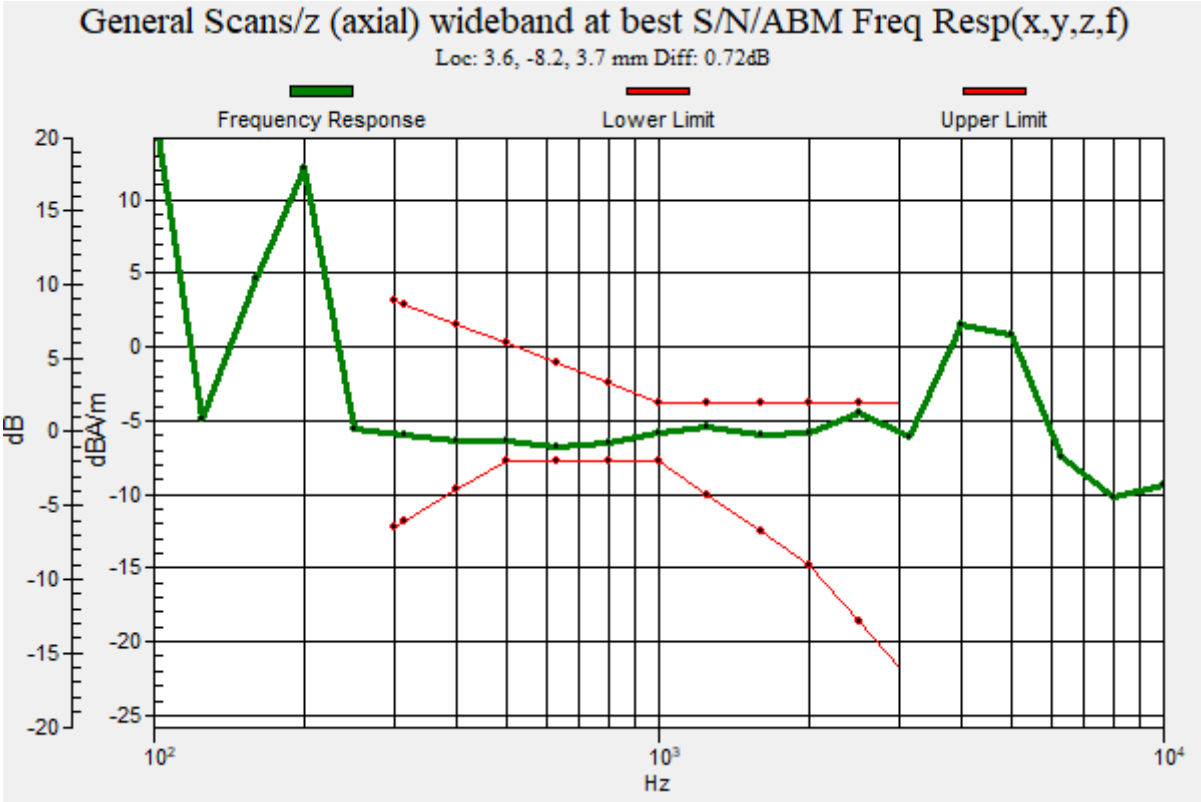
General Scans/z (axial) wideband at best S/N/ABM Freq Resp(x,y,z,f)
Loc: 3.6, -8.2, 3.7 mm Diff: 0.72dB
Frequency Response
Lower Limit
Upper Limit
dB
dBA/m
Hz

#04_HAC_T-Coil_WCDMA IV_HSPA_Ch1413_Transversal (Y)

Communication System: WCDMA; Frequency: 1732.6 MHz
Medium: Air Medium parameters used: $\sigma = 0$ S/m, $\varepsilon_r = 1$; $\rho = 0$ kg/m^3
Ambient Temperature：23.4 ℃

DASY5 Configuration
- Probe: AM1DV3 - 3130; ; Calibrated: 2019/11/20
- Sensor-Surface: 0mm (Fix Surface)
- Electronics: DAE3 Sn495; Calibrated: 2020/7/21
- Phantom: HAC Test Arch with AMCC; Type: SD HAC P01 BA;
- Measurement SW: DASY52, Version 52.10 (4); SEMCAD X Version 14.6.14 (7483)

General Scans/y (transversal) 4.2mm 50 x 50/ABM Interpolated SNR(x,y,z) (121x121x1):

Interpolated grid: dx=1.000 mm, dy=1.000 mm
ABM1/ABM2 = 35.08 dB
ABM1 comp = -12.53 dBA/m
Location: 3.3, -18, 3.7 mm

0 dB = 56.73 = 35.08 dB

#05_HAC_T-Coil_WCDMA V_HSPA_Ch4182_Axial (Z)

Communication System: WCDMA; Frequency: 836.4 MHz
Medium: Air Medium parameters used: $\sigma = 0$ S/m, $\varepsilon_r = 1$; $\rho = 0$ kg/m^3
Ambient Temperature：23.4 ℃

DASY5 Configuration
- Probe: AM1DV3 - 3130; ; Calibrated: 2019/11/20
- Sensor-Surface: 0mm (Fix Surface)
- Electronics: DAE3 Sn495; Calibrated: 2020/7/21
- Phantom: HAC Test Arch with AMCC; Type: SD HAC P01 BA;
- Measurement SW: DASY52, Version 52.10 (4); SEMCAD X Version 14.6.14 (7483)

General Scans/z (axial) 4.2mm 50 x 50/ABM Interpolated SNR(x,y,z) (121x121x1):

Interpolated grid: dx=1.000 mm, dy=1.000 mm
ABM1/ABM2 = 42.92 dB
ABM1 comp = -3.06 dBA/m
Location: 3.3, -6.8, 3.7 mm

0 dB = 139.9 = 42.92 dB

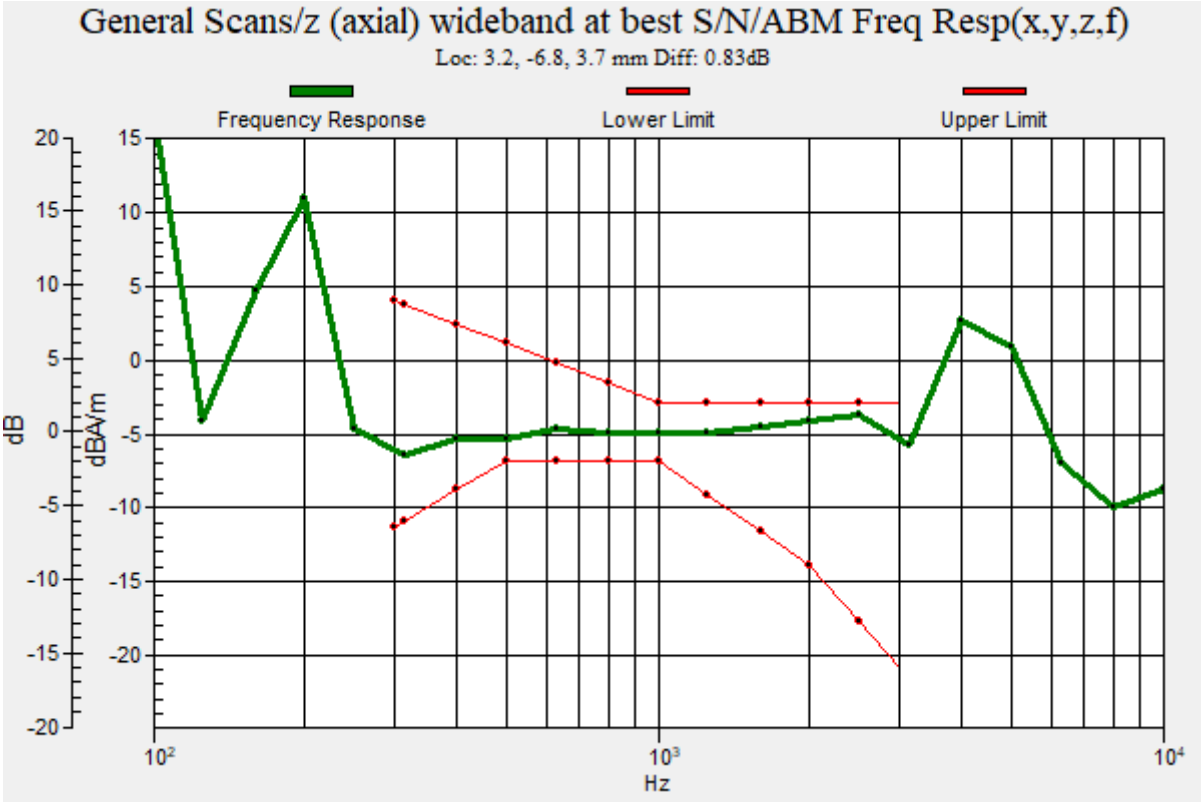
General Scans/z (axial) wideband at best S/N/ABM Freq Resp(x,y,z,f)
Loc: 3.2, -6.8, 3.7 mm Diff: 0.83dB
Frequency Response
Lower Limit
Upper Limit
dB
dBA/m
Hz
20
15
10
5
0
-5
-10
-15
-20
10^2
10^3
10^4

#05_HAC_T-Coil_WCDMA V_HSPA_Ch4182_Transversal (Y)

Communication System: WCDMA; Frequency: 836.4 MHz
Medium: Air Medium parameters used: $\sigma = 0$ S/m, $\varepsilon_r = 1$; $\rho = 0$ kg/m^3
Ambient Temperature：23.4 ℃

DASY5 Configuration
- Probe: AM1DV3 - 3130; ; Calibrated: 2019/11/20
- Sensor-Surface: 0mm (Fix Surface)
- Electronics: DAE3 Sn495; Calibrated: 2020/7/21
- Phantom: HAC Test Arch with AMCC; Type: SD HAC P01 BA;
- Measurement SW: DASY52, Version 52.10 (4); SEMCAD X Version 14.6.14 (7483)

General Scans/y (transversal) 4.2mm 50 x 50/ABM Interpolated SNR(x,y,z) (121x121x1):

Interpolated grid: dx=1.000 mm, dy=1.000 mm
ABM1/ABM2 = 35.70 dB
ABM1 comp = -12.59 dBA/m
Location: 3.3, -18, 3.7 mm

0 dB = 60.95 = 35.70 dB

#06_HAC_T-Coil_CDMA BC0_RTAP 153.6Kbps_Ch384_Axial (Z)

Communication System: CDMA T-Coil; Frequency: 836.52 MHz
Medium: Air Medium parameters used: $\sigma = 0$ S/m, $\varepsilon_r = 1$; $\rho = 0$ kg/m^3
Ambient Temperature：23.4 ℃

DASY5 Configuration
- Probe: AM1DV3 - 3130; ; Calibrated: 2019/11/20
- Sensor-Surface: 0mm (Fix Surface)
- Electronics: DAE3 Sn495; Calibrated: 2020/7/21
- Phantom: HAC Test Arch with AMCC; Type: SD HAC P01 BA;
- Measurement SW: DASY52, Version 52.10 (4); SEMCAD X Version 14.6.14 (7483)

General Scans/z (axial) 4.2mm 50 x 50/ABM Interpolated SNR(x,y,z) (121x121x1):

Interpolated grid: dx=1.000 mm, dy=1.000 mm
ABM1/ABM2 = 41.22 dB
ABM1 comp = -2.22 dBA/m
Location: 4.7, -10.3, 3.7 mm



0 dB = 115.1 = 41.22 dB

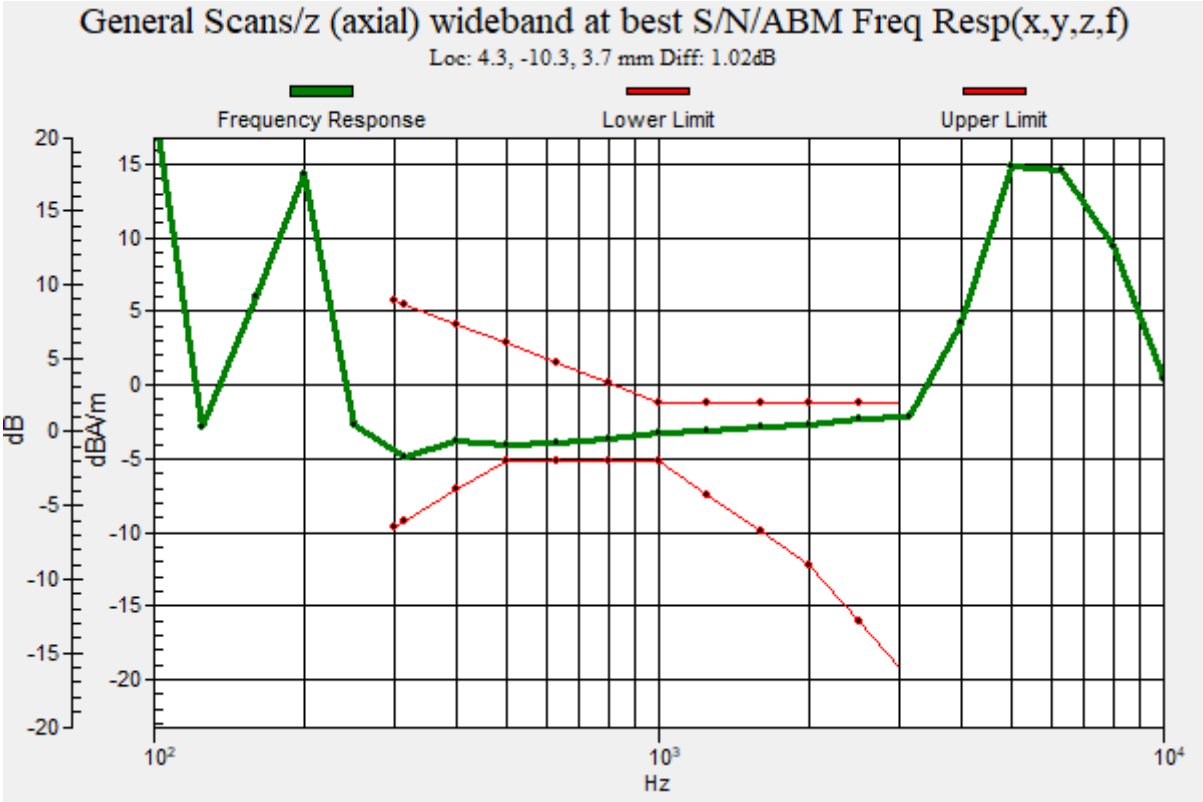
General Scans/z (axial) wideband at best S/N/ABM Freq Resp(x,y,z,f)
Loc: 4.3, -10.3, 3.7 mm Diff: 1.02dB
Frequency Response
Lower Limit
Upper Limit
dB
dBA/m
Hz
20
15
10
5
0
-5
-10
-15
-20
10^2
10^3
10^4

#06_HAC_T-Coil_CDMA BC0_RTAP 153.6Kbps_Ch384_Transversal (Y)

Communication System: CDMA T-Coil; Frequency: 836.52 MHz
Medium: Air Medium parameters used: $\sigma = 0$ S/m, $\varepsilon_r = 1$; $\rho = 0$ kg/m^3
Ambient Temperature：23.4 ℃

DASY5 Configuration
- Probe: AM1DV3 - 3130; ; Calibrated: 2019/11/20
- Sensor-Surface: 0mm (Fix Surface)
- Electronics: DAE3 Sn495; Calibrated: 2020/7/21
- Phantom: HAC Test Arch with AMCC; Type: SD HAC P01 BA;
- Measurement SW: DASY52, Version 52.10 (4); SEMCAD X Version 14.6.14 (7483)

General Scans/y (transversal) 4.2mm 50 x 50/ABM Interpolated SNR(x,y,z) (121x121x1):

Interpolated grid: dx=1.000 mm, dy=1.000 mm
ABM1/ABM2 = 36.90 dB
ABM1 comp = -12.30 dBA/m
Location: 3.3, -18, 3.7 mm

0 dB = 69.99 = 36.90 dB

#07_HAC_T-Coil_CDMA BC1_RTAP 153.6Kbps_Ch600_Axial (Z)

Communication System: CDMA T-Coil; Frequency: 1880 MHz
Medium: Air Medium parameters used: $\sigma = 0$ S/m, $\varepsilon_r = 1$; $\rho = 0$ kg/m^3
Ambient Temperature：23.4 ℃

DASY5 Configuration
- Probe: AM1DV3 - 3130; ; Calibrated: 2019/11/20
- Sensor-Surface: 0mm (Fix Surface)
- Electronics: DAE3 Sn495; Calibrated: 2020/7/21
- Phantom: HAC Test Arch with AMCC; Type: SD HAC P01 BA;
- Measurement SW: DASY52, Version 52.10 (4); SEMCAD X Version 14.6.14 (7483)

General Scans/z (axial) 4.2mm 50 x 50/ABM Interpolated SNR(x,y,z) (121x121x1):

Interpolated grid: dx=1.000 mm, dy=1.000 mm
ABM1/ABM2 = 41.54 dB
ABM1 comp = -2.28 dBA/m
Location: 4, -9.6, 3.7 mm



0 dB = 119.4 = 41.54 dB

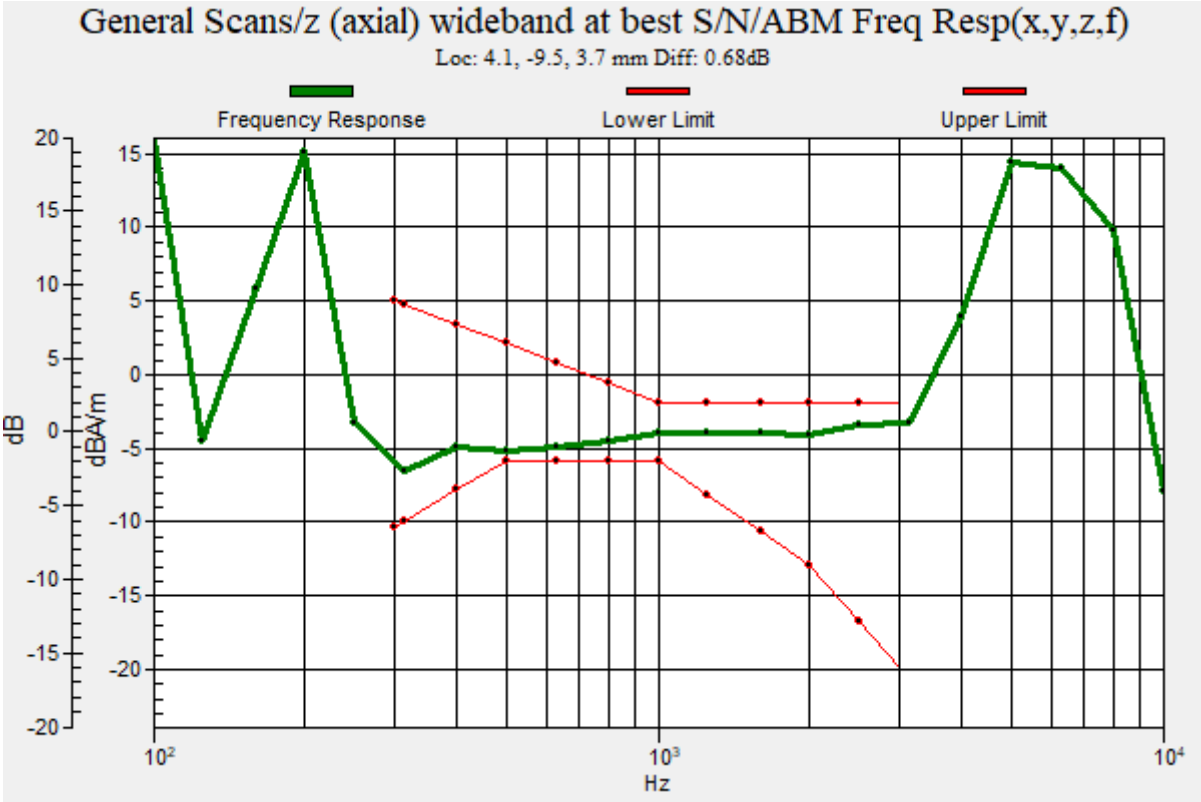
General Scans/z (axial) wideband at best S/N/ABM Freq Resp(x,y,z,f)
Loc: 4.1, -9.5, 3.7 mm Diff: 0.68dB
Frequency Response
Lower Limit
Upper Limit
dB
dBA/m
Hz
20
15
10
5
0
-5
-10
-15
-20
10^2
10^3
10^4

#07_HAC_T-Coil_CDMA BC1_RTAP 153.6Kbps_Ch600_Transversal (Y)

Communication System: CDMA T-Coil; Frequency: 1880 MHz
Medium: Air Medium parameters used: $\sigma = 0$ S/m, $\varepsilon_r = 1$; $\rho = 0$ kg/m^3
Ambient Temperature：23.4 ℃

DASY5 Configuration
- Probe: AM1DV3 - 3130; ; Calibrated: 2019/11/20
- Sensor-Surface: 0mm (Fix Surface)
- Electronics: DAE3 Sn495; Calibrated: 2020/7/21
- Phantom: HAC Test Arch with AMCC; Type: SD HAC P01 BA;
- Measurement SW: DASY52, Version 52.10 (4); SEMCAD X Version 14.6.14 (7483)

General Scans/y (transversal) 4.2mm 50 x 50/ABM Interpolated SNR(x,y,z) (121x121x1):

Interpolated grid: dx=1.000 mm, dy=1.000 mm
ABM1/ABM2 = 34.22 dB
ABM1 comp = -12.24 dBA/m
Location: 2.6, -18, 3.7 mm

0 dB = 51.40 = 34.22 dB

#08_HAC_T-Coil_CDMA BC10_RTAP 153.6Kbps_Ch580_Axial (Z)

Communication System: CDMA T-Coil; Frequency: 820.5 MHz
Medium: Air Medium parameters used: $\sigma = 0$ S/m, $\varepsilon_r = 1$; $\rho = 0$ kg/m^3
Ambient Temperature：23.4 ℃

DASY5 Configuration
- Probe: AM1DV3 - 3130; ; Calibrated: 2019/11/20
- Sensor-Surface: 0mm (Fix Surface)
- Electronics: DAE3 Sn495; Calibrated: 2020/7/21
- Phantom: HAC Test Arch with AMCC; Type: SD HAC P01 BA;
- Measurement SW: DASY52, Version 52.10 (4); SEMCAD X Version 14.6.14 (7483)

General Scans/z (axial) 4.2mm 50 x 50/ABM Interpolated SNR(x,y,z) (121x121x1):

Interpolated grid: dx=1.000 mm, dy=1.000 mm
ABM1/ABM2 = 41.25 dB
ABM1 comp = -2.06 dBA/m
Location: 4, -10.3, 3.7 mm

0 dB = 115.5 = 41.25 dB

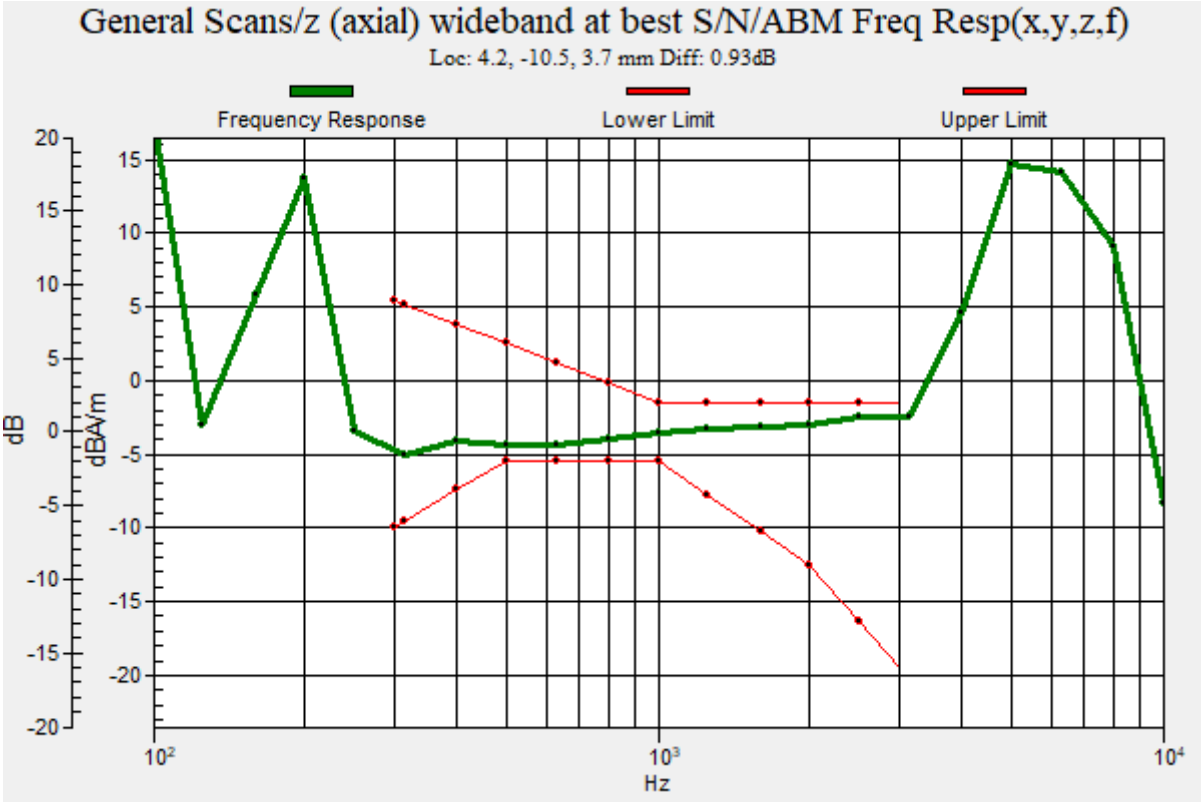
General Scans/z (axial) wideband at best S/N/ABM Freq Resp(x,y,z,f)
Loc: 4.2, -10.5, 3.7 mm Diff: 0.93dB
Frequency Response
Lower Limit
Upper Limit
dB
dBA/m
Hz

#08_HAC_T-Coil_CDMA BC10_RTAP 153.6Kbps_Ch580_Transversal (Y)

Communication System: CDMA T-Coil; Frequency: 820.5 MHz
Medium: Air Medium parameters used: $\sigma = 0$ S/m, $\varepsilon_r = 1$; $\rho = 0$ kg/m^3
Ambient Temperature：23.4 ℃

DASY5 Configuration
- Probe: AM1DV3 - 3130; ; Calibrated: 2019/11/20
- Sensor-Surface: 0mm (Fix Surface)
- Electronics: DAE3 Sn495; Calibrated: 2020/7/21
- Phantom: HAC Test Arch with AMCC; Type: SD HAC P01 BA;
- Measurement SW: DASY52, Version 52.10 (4); SEMCAD X Version 14.6.14 (7483)

General Scans/y (transversal) 4.2mm 50 x 50/ABM Interpolated SNR(x,y,z) (121x121x1):

Interpolated grid: dx=1.000 mm, dy=1.000 mm
ABM1/ABM2 = 36.10 dB
ABM1 comp = -12.23 dBA/m
Location: 3.3, -18, 3.7 mm

0 dB = 63.79 = 36.10 dB

#09_HAC_T-Coil_LTE Band 26_15M_16QAM_1_0_Ch26865_Axial (Z)

Communication System: LTE; Frequency: 831.5 MHz
Medium: Air Medium parameters used: $\sigma = 0$ S/m, $\varepsilon_r = 1$; $\rho = 0$ kg/m^3
Ambient Temperature：23.4 ℃

DASY5 Configuration
- Probe: AM1DV3 - 3130; ; Calibrated: 2019/11/20
- Sensor-Surface: 0mm (Fix Surface)
- Electronics: DAE3 Sn495; Calibrated: 2020/7/21
- Phantom: HAC Test Arch with AMCC; Type: SD HAC P01 BA;
- Measurement SW: DASY52, Version 52.10 (4); SEMCAD X Version 14.6.14 (7483)

General Scans/z (axial) 4.2mm 50 x 50/ABM Interpolated SNR(x,y,z) (121x121x1):

Interpolated grid: dx=1.000 mm, dy=1.000 mm
ABM1/ABM2 = 45.63 dB
ABM1 comp = -2.99 dBA/m
Location: 3.3, -6.1, 3.7 mm



0 dB = 191.2 = 45.63 dB

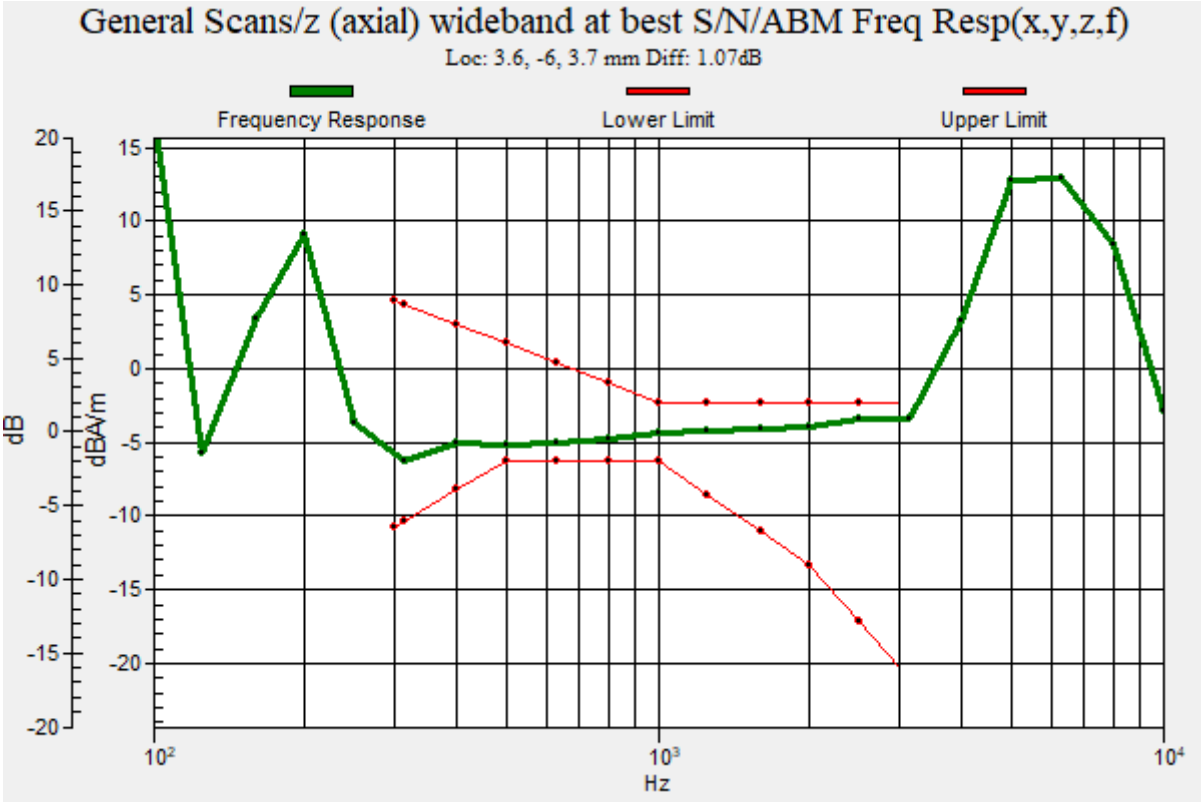
General Scans/z (axial) wideband at best S/N/ABM Freq Resp(x,y,z,f)
Loc: 3.6, -6, 3.7 mm Diff: 1.07dB
Frequency Response
Lower Limit
Upper Limit
dB
dBA/m
Hz

#09_HAC_T-Coil_LTE Band 26_15M_16QAM_1_0_Ch26865_Transversal (Y)

Communication System: LTE; Frequency: 831.5 MHz
Medium: Air Medium parameters used: $\sigma = 0$ S/m, $\varepsilon_r = 1$; $\rho = 0$ kg/m^3
Ambient Temperature：23.4 ℃

DASY5 Configuration
- Probe: AM1DV3 - 3130; ; Calibrated: 2019/11/20
- Sensor-Surface: 0mm (Fix Surface)
- Electronics: DAE3 Sn495; Calibrated: 2020/7/21
- Phantom: HAC Test Arch with AMCC; Type: SD HAC P01 BA;
- Measurement SW: DASY52, Version 52.10 (4); SEMCAD X Version 14.6.14 (7483)

General Scans/y (transversal) 4.2mm 50 x 50/ABM Interpolated SNR(x,y,z) (121x121x1):

Interpolated grid: dx=1.000 mm, dy=1.000 mm
ABM1/ABM2 = 33.73 dB
ABM1 comp = -12.57 dBA/m
Location: 2.6, -18, 3.7 mm

0 dB = 48.58 = 33.73 dB

#10_HAC_T-Coil_LTE Band 41_20M_16QAM_1_0_Ch40620_Axial (Z)

Communication System: LTE; Frequency: 1880 MHz
Medium: Air Medium parameters used: $\sigma = 0$ S/m, $\varepsilon_r = 1$; $\rho = 0$ kg/m^3
Ambient Temperature：23.4 ℃

DASY5 Configuration
- Probe: AM1DV3 - 3130; ; Calibrated: 2019/11/20
- Sensor-Surface: 0mm (Fix Surface)
- Electronics: DAE3 Sn495; Calibrated: 2020/7/21
- Phantom: HAC Test Arch with AMCC; Type: SD HAC P01 BA;
- Measurement SW: DASY52, Version 52.10 (4); SEMCAD X Version 14.6.14 (7483)

General Scans/z (axial) 4.2mm 50 x 50/ABM Interpolated SNR(x,y,z) (121x121x1):

Interpolated grid: dx=1.000 mm, dy=1.000 mm
ABM1/ABM2 = 37.14 dB
ABM1 comp = -2.02 dBA/m
Location: 4, -9.6, 3.7 mm

0 dB = 71.97 = 37.14 dB

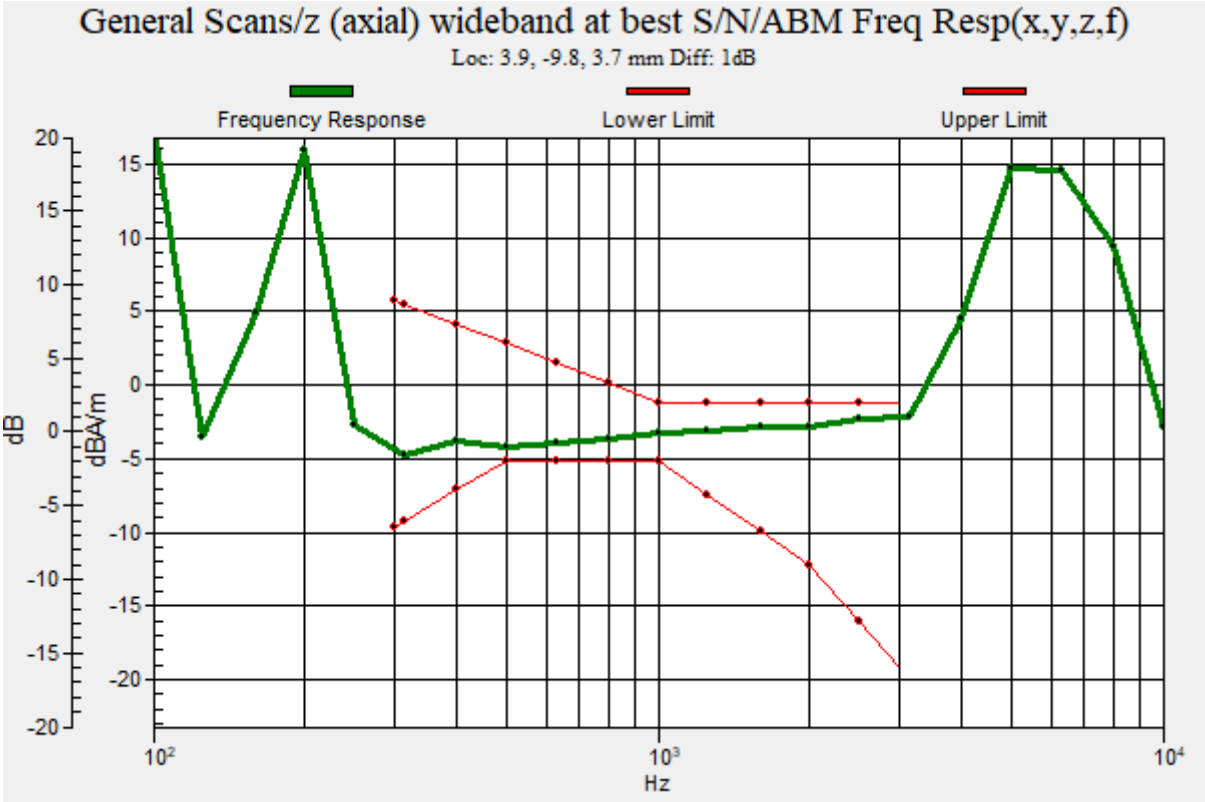
General Scans/z (axial) wideband at best S/N/ABM Freq Resp(x,y,z,f)
Loc: 3.9, -9.8, 3.7 mm Diff: 1dB
Frequency Response
Lower Limit
Upper Limit
dB
dBA/m
Hz
20
15
10
5
0
-5
-10
-15
-20
10^2
10^3
10^4

#10_HAC_T-Coil_LTE Band 41_20M_16QAM_1_0_Ch40620_Transversal (Y)

Communication System: LTE; Frequency: 1880 MHz
Medium: Air Medium parameters used: $\sigma = 0$ S/m, $\varepsilon_r = 1$; $\rho = 0$ kg/m^3
Ambient Temperature：23.4 ℃

DASY5 Configuration
- Probe: AM1DV3 - 3130; ; Calibrated: 2019/11/20
- Sensor-Surface: 0mm (Fix Surface)
- Electronics: DAE3 Sn495; Calibrated: 2020/7/21
- Phantom: HAC Test Arch with AMCC; Type: SD HAC P01 BA;
- Measurement SW: DASY52, Version 52.10 (4); SEMCAD X Version 14.6.14 (7483)

General Scans/y (transversal) 4.2mm 50 x 50/ABM Interpolated SNR(x,y,z) (121x121x1):

Interpolated grid: dx=1.000 mm, dy=1.000 mm
ABM1/ABM2 = 30.70 dB
ABM1 comp = -15.39 dBA/m
Location: -3, 3, 3.7 mm

0 dB = 34.29 = 30.70 dB

#11_HAC_T-Coil_WLAN2.4GHz_802.11b 1Mbps_Ch6_Axial (Z)

Communication System: 802.11b; Frequency: 2437 MHz
Medium: Air Medium parameters used: $\sigma = 0$ S/m, $\varepsilon_r = 1$; $\rho = 0$ kg/m^3
Ambient Temperature：23.4 ℃

DASY5 Configuration
- Probe: AM1DV3 - 3130; ; Calibrated: 2019/11/20
- Sensor-Surface: 0mm (Fix Surface)
- Electronics: DAE3 Sn495; Calibrated: 2020/7/21
- Phantom: HAC Test Arch with AMCC; Type: SD HAC P01 BA;
- Measurement SW: DASY52, Version 52.10 (4); SEMCAD X Version 14.6.14 (7483)

General Scans/z (axial) 4.2mm 50 x 50/ABM Interpolated SNR(x,y,z) (121x121x1):

Interpolated grid: dx=1.000 mm, dy=1.000 mm
ABM1/ABM2 = 34.33 dB
ABM1 comp = -5.02 dBA/m
Location: 10.3, -11, 3.7 mm

0 dB = 52.05 = 34.33 dB

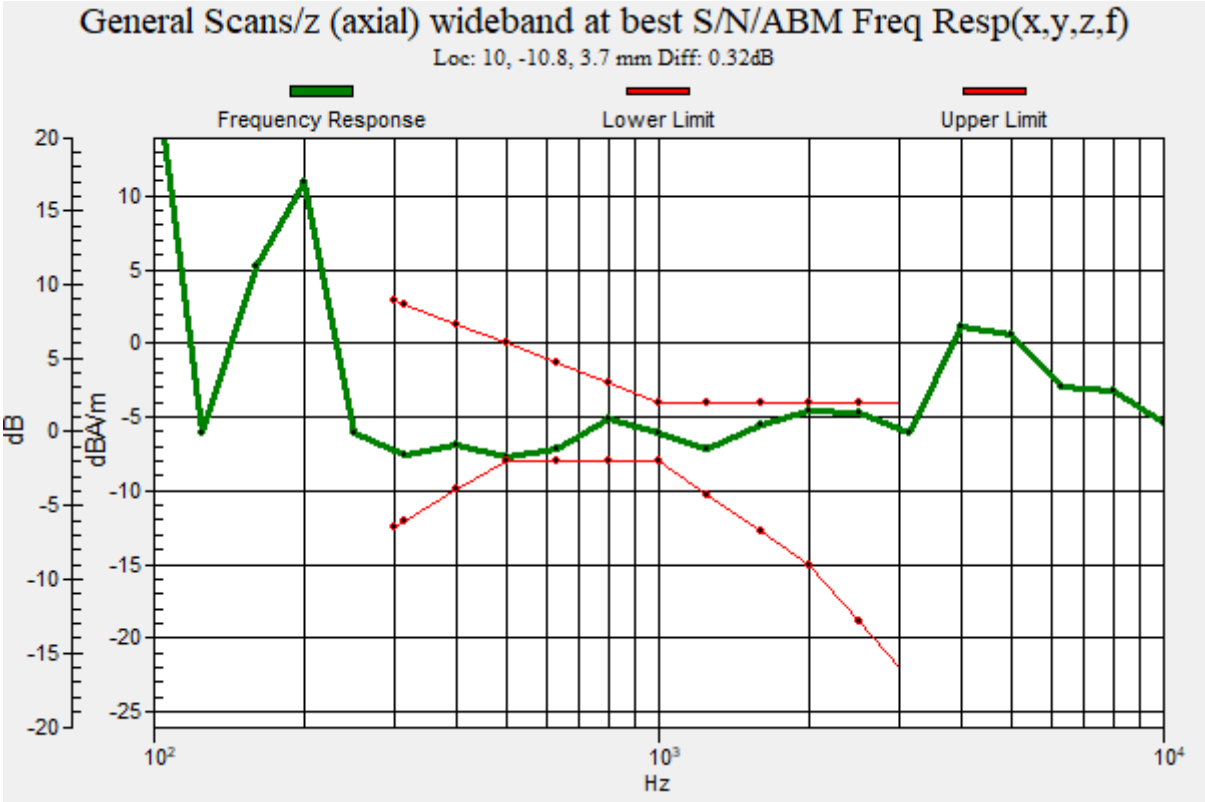
General Scans/z (axial) wideband at best S/N/ABM Freq Resp(x,y,z,f)
Loc: 10, -10.8, 3.7 mm Diff: 0.32dB
Frequency Response
Lower Limit
Upper Limit
dB
dBA/m
Hz

#11_HAC_T-Coil_WLAN2.4GHz_802.11b 1Mbps_Ch6 _Transversal (Y)

Communication System: 802.11b; Frequency: 2437 MHz
Medium: Air Medium parameters used: $\sigma = 0$ S/m, $\varepsilon_r = 1$; $\rho = 0$ kg/m^3
Ambient Temperature：23.4 ℃

DASY5 Configuration
- Probe: AM1DV3 - 3130; ; Calibrated: 2019/11/20
- Sensor-Surface: 0mm (Fix Surface)
- Electronics: DAE3 Sn495; Calibrated: 2020/7/21
- Phantom: HAC Test Arch with AMCC; Type: SD HAC P01 BA;
- Measurement SW: DASY52, Version 52.10 (4); SEMCAD X Version 14.6.14 (7483)

General Scans/y (transversal) 4.2mm 50 x 50/ABM Interpolated SNR(x,y,z) (121x121x1):

Interpolated grid: dx=1.000 mm, dy=1.000 mm
ABM1/ABM2 = 28.81 dB
ABM1 comp = -17.90 dBA/m
Location: -3.3, 8.3, 3.7 mm



0 dB = 27.56 = 28.81 dB

#12_HAC_T-Coil_WLAN5GHz_802.11n-HT20 MCS0_Ch54_Axial (Z)

Communication System: 802.11n; Frequency: 5270 MHz
Medium: Air Medium parameters used: $\sigma = 0$ S/m, $\varepsilon_r = 1$; $\rho = 0$ kg/m^3
Ambient Temperature：23.4 ℃

DASY5 Configuration
- Probe: AM1DV3 - 3130; ; Calibrated: 2019/11/20
- Sensor-Surface: 0mm (Fix Surface)
- Electronics: DAE3 Sn495; Calibrated: 2020/7/21
- Phantom: HAC Test Arch with AMCC; Type: SD HAC P01 BA;
- Measurement SW: DASY52, Version 52.10 (4); SEMCAD X Version 14.6.14 (7483)

General Scans/z (axial) 4.2mm 50 x 50/ABM Interpolated SNR(x,y,z) (121x121x1):

Interpolated grid: dx=1.000 mm, dy=1.000 mm
ABM1/ABM2 = 37.92 dB
ABM1 comp = -3.12 dBA/m
Location: 7.5, -9.6, 3.7 mm

0 dB = 78.71 = 37.92 dB

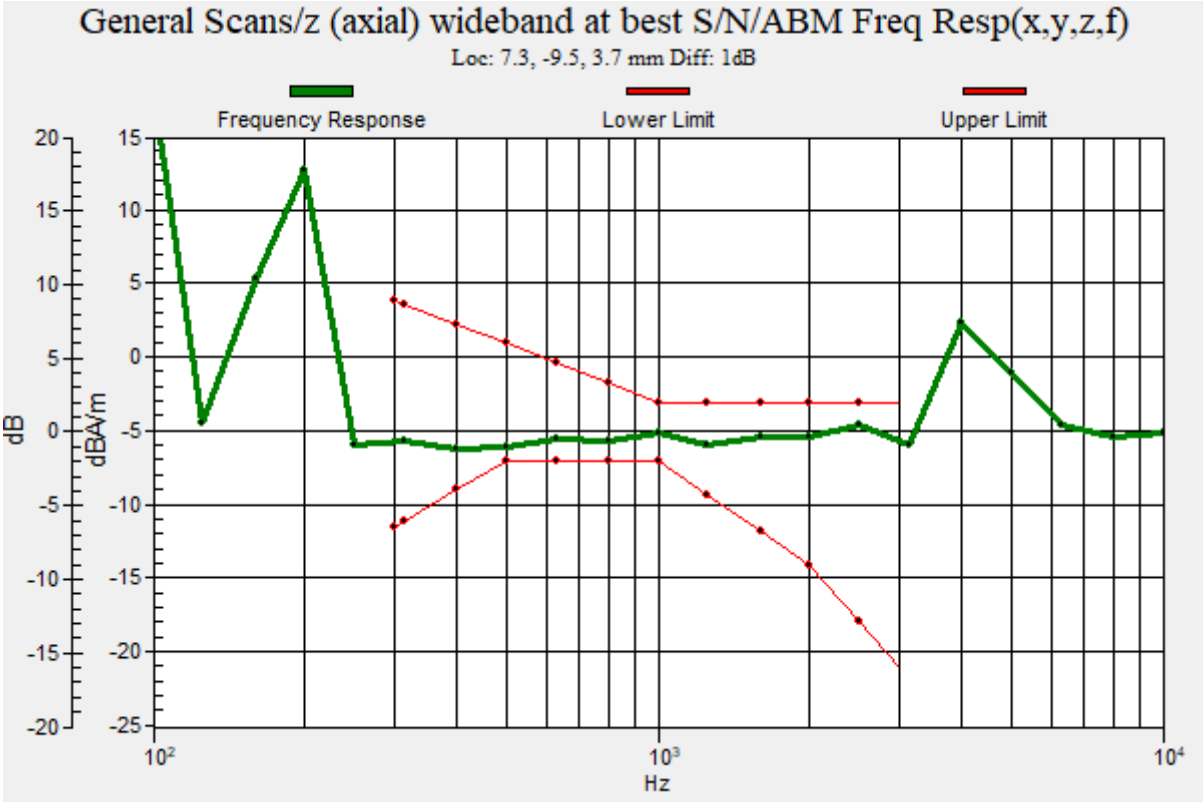
General Scans/z (axial) wideband at best S/N/ABM Freq Resp(x,y,z,f)
Loc: 7.3, -9.5, 3.7 mm Diff: 1dB
Frequency Response
Lower Limit
Upper Limit
dB
dBA/m
Hz
20
15
10
5
0
-5
-10
-15
-20
15
10
5
0
-5
-10
-15
-20
-25
10^2
10^3
10^4

#12_HAC_T-Coil_WLAN5GHz_802.11n-HT20 MCS0_Ch54_Transversal (Y)

Communication System: 802.11n; Frequency: 5270 MHz
Medium: Air Medium parameters used: $\sigma = 0$ S/m, $\varepsilon_r = 1$; $\rho = 0$ kg/m^3
Ambient Temperature：23.4 ℃

DASY5 Configuration
- Probe: AM1DV3 - 3130; ; Calibrated: 2019/11/20
- Sensor-Surface: 0mm (Fix Surface)
- Electronics: DAE3 Sn495; Calibrated: 2020/7/21
- Phantom: HAC Test Arch with AMCC; Type: SD HAC P01 BA;
- Measurement SW: DASY52, Version 52.10 (4); SEMCAD X Version 14.6.14 (7483)

General Scans/y (transversal) 4.2mm 50 x 50/ABM Interpolated SNR(x,y,z) (121x121x1):

Interpolated grid: dx=1.000 mm, dy=1.000 mm
ABM1/ABM2 = 29.47 dB
ABM1 comp = -16.63 dBA/m
Location: -3.3, 6.2, 3.7 mm



0 dB = 29.76 = 29.47 dB