7_CDMA BC10_RC3 SO68_Ch580 (Z)

Communication System: UID 0, CDMA (0); Frequency: 820.5 MHz;Duty Cycle: 1:1
Medium: Air Medium parameters used: $\sigma = 0$ S/m, $\varepsilon_r = 1$; $\rho = 0$ kg/m^3
Ambient Temperature：23.2 ℃

DASY5 Configuration:
- Probe: AM1DV3 - 3128; ; Calibrated: 2020.6.18
- Sensor-Surface: 0mm (Fix Surface)
- Electronics: DAE4 Sn690; Calibrated: 2020.3.26
- Phantom: HAC Test Arch with AMCC; Type: SD HAC P01 BA;
- Measurement SW: DASY52, Version 52.10 (4); SEMCAD X Version 14.6.14 (7483)

Ch580/z (axial) 4.2mm 50 x 50/ABM Interpolated SNR(x,y,z) (121x121x1):

Interpolated grid: dx=1.000 mm, dy=1.000 mm
ABM1/ABM2 = 42.35 dB
ABM1 comp = -5.26 dBA/m
BWC Factor = 0.16 dB
Location: 0.8, -6.3, 3.7 mm

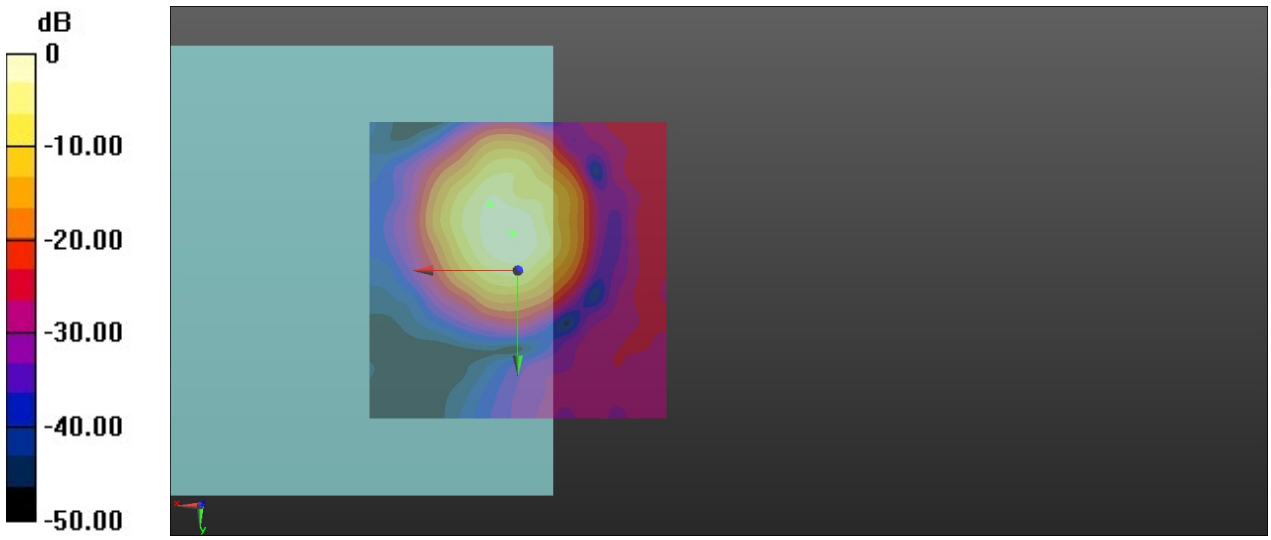

0 dB = 131.1 = 42.35 dB

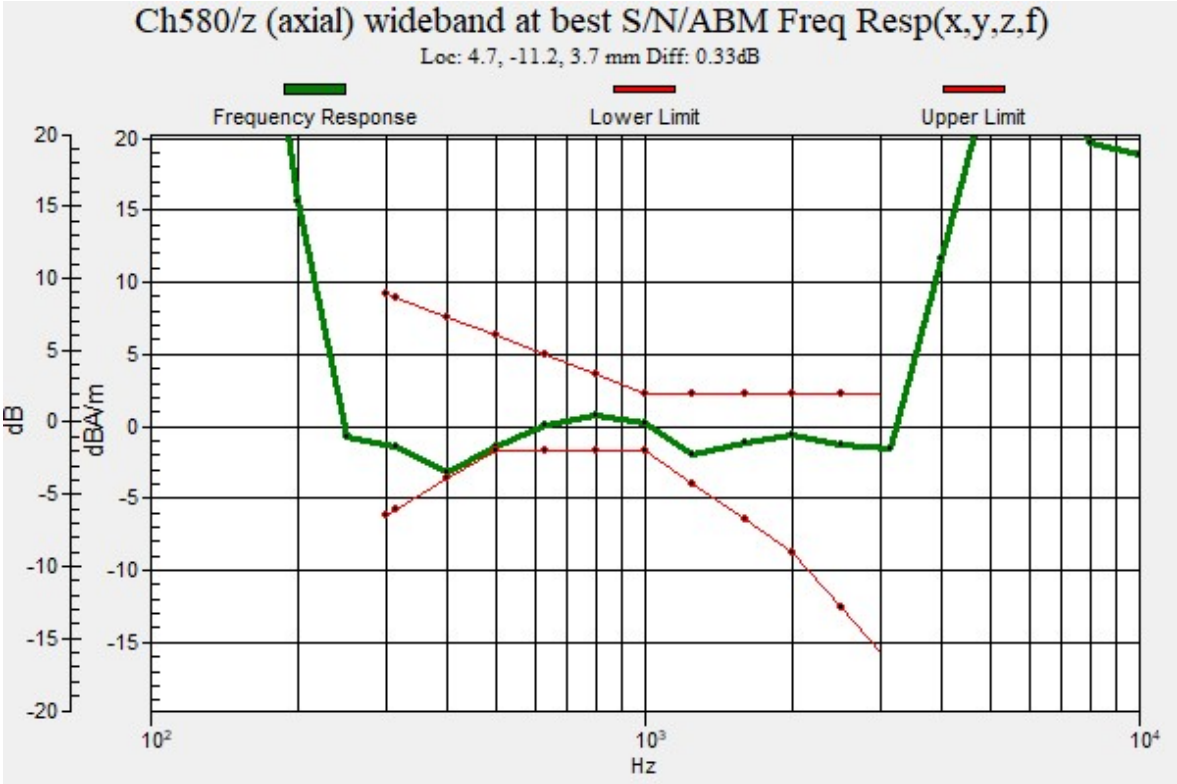
Ch580/z (axial) wideband at best S/N/ABM Freq Resp(x,y,z,f)
Loc: 4.7, -11.2, 3.7 mm Diff: 0.33dB
Frequency Response
Lower Limit
Upper Limit
dB
dBA/m
20
15
10
5
0
-5
-10
-15
-20
10^2
10^3
10^4
Hz

7_CDMA BC10_RC3 SO68_Ch580 (Y)

Communication System: UID 0, CDMA (0); Frequency: 820.5 MHz;Duty Cycle: 1:1
Medium: Air Medium parameters used: $\sigma = 0$ S/m, $\varepsilon_r = 1$; $\rho = 0$ kg/m^3
Ambient Temperature：23.2 ℃

DASY5 Configuration:
- Probe: AM1DV3 - 3128; ; Calibrated: 2020.6.18
- Sensor-Surface: 0mm (Fix Surface)
- Electronics: DAE4 Sn690; Calibrated: 2020.3.26
- Phantom: HAC Test Arch with AMCC; Type: SD HAC P01 BA;
- Measurement SW: DASY52, Version 52.10 (4); SEMCAD X Version 14.6.14 (7483)

Ch580/y (transversal) 4.2mm 50 x 50/ABM Interpolated SNR(x,y,z) (121x121x1):

Interpolated grid: dx=1.000 mm, dy=1.000 mm
ABM1/ABM2 = 40.37 dB
ABM1 comp = -12.48 dBA/m
BWC Factor = 0.16 dB
Location: 0, 0, 3.7 mm

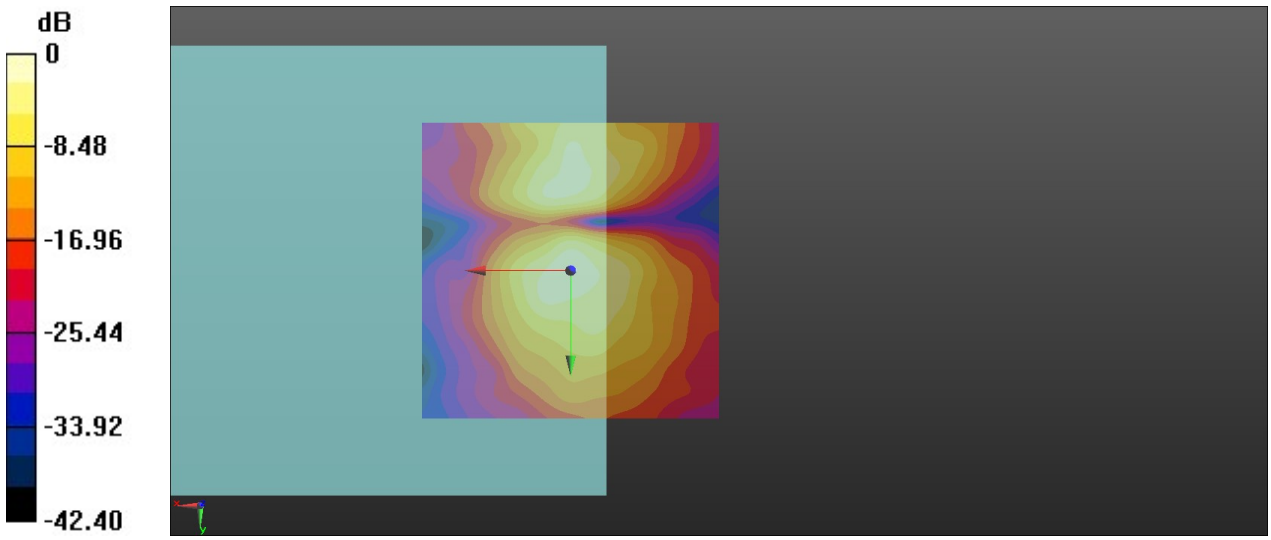

0 dB = 104.3 = 40.37 dB

8_CDMA BC1_RC3 SO68_Ch600 (Z)

Communication System: UID 0, CDMA (0); Frequency: 1880 MHz;Duty Cycle: 1:1
Medium: Air Medium parameters used: $\sigma = 0$ S/m, $\varepsilon_r = 1$; $\rho = 0$ kg/m^3
Ambient Temperature：23.2 ℃

DASY5 Configuration:
- Probe: AM1DV3 - 3128; ; Calibrated: 2020.6.18
- Sensor-Surface: 0mm (Fix Surface)
- Electronics: DAE4 Sn690; Calibrated: 2020.3.26
- Phantom: HAC Test Arch with AMCC; Type: SD HAC P01 BA;
- Measurement SW: DASY52, Version 52.10 (4); SEMCAD X Version 14.6.14 (7483)

Ch600/z (axial) 4.2mm 50 x 50/ABM Interpolated SNR(x,y,z) (121x121x1):

Interpolated grid: dx=1.000 mm, dy=1.000 mm
ABM1/ABM2 = 44.44 dB
ABM1 comp = -2.18 dBA/m
BWC Factor = 0.16 dB
Location: 1.3, -7.1, 3.7 mm

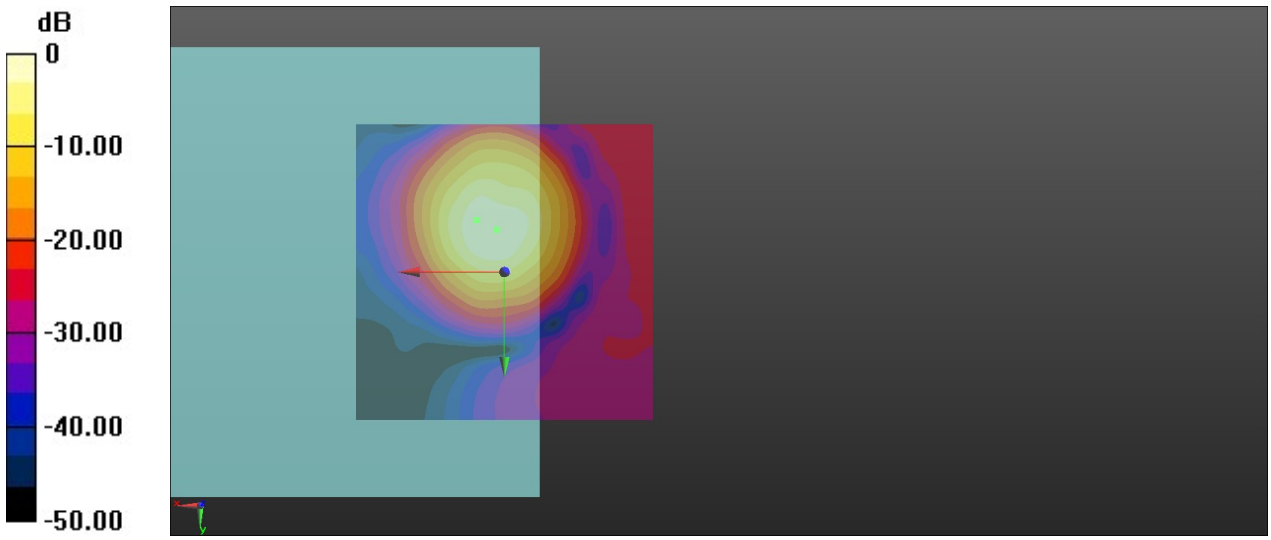

0 dB = 166.7 = 44.44 dB

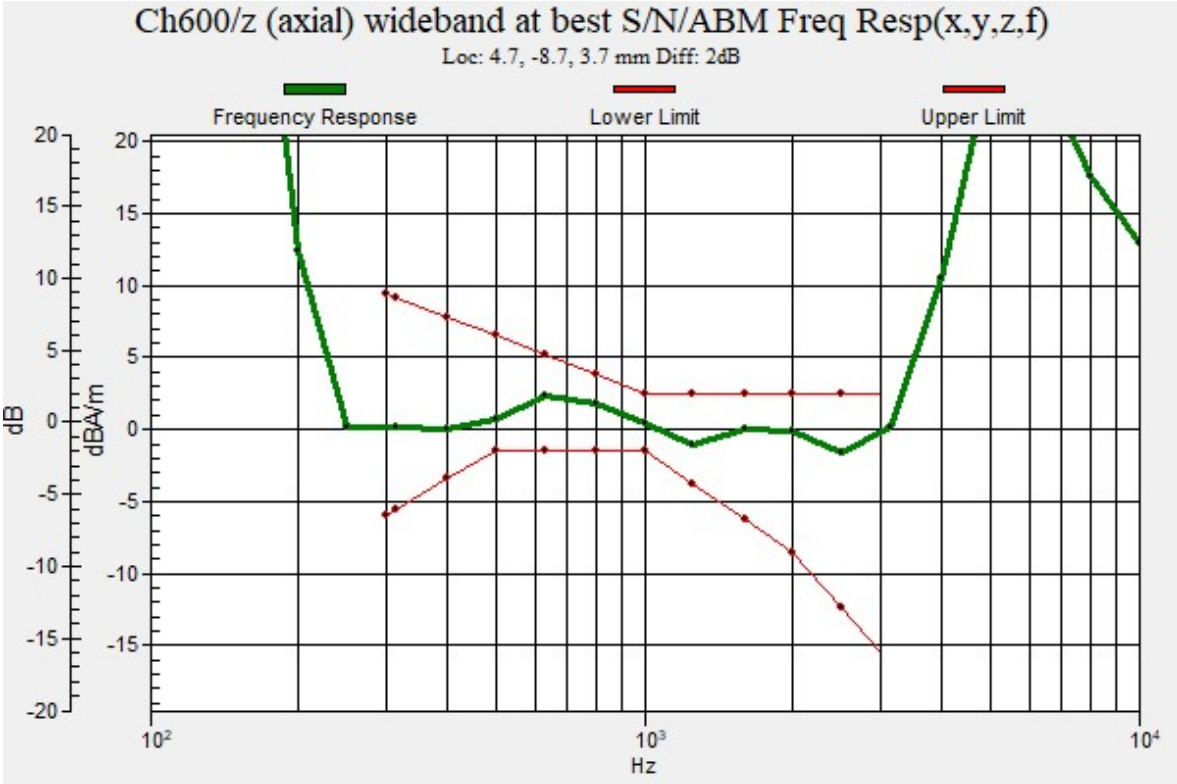
Ch600/z (axial) wideband at best S/N/ABM Freq Resp(x,y,z,f)
Loc: 4.7, -8.7, 3.7 mm Diff: 2dB
Frequency Response
Lower Limit
Upper Limit
dB
dBA/m
Hz

8_CDMA BC1_RC3 SO68_Ch600 (Y)

Communication System: UID 0, CDMA (0); Frequency: 1880 MHz;Duty Cycle: 1:1
Medium: Air Medium parameters used: $\sigma = 0$ S/m, $\varepsilon_r = 1$; $\rho = 0$ kg/m^3
Ambient Temperature：23.2 ℃

DASY5 Configuration:
- Probe: AM1DV3 - 3128; ; Calibrated: 2020.6.18
- Sensor-Surface: 0mm (Fix Surface)
- Electronics: DAE4 Sn690; Calibrated: 2020.3.26
- Phantom: HAC Test Arch with AMCC; Type: SD HAC P01 BA;
- Measurement SW: DASY52, Version 52.10 (4); SEMCAD X Version 14.6.14 (7483)

Ch600/y (transversal) 4.2mm 50 x 50/ABM Interpolated SNR(x,y,z) (121x121x1):

Interpolated grid: dx=1.000 mm, dy=1.000 mm
ABM1/ABM2 = 42.37 dB
ABM1 comp = -10.69 dBA/m
BWC Factor = 0.16 dB
Location: -0.4, 1.2, 3.7 mm

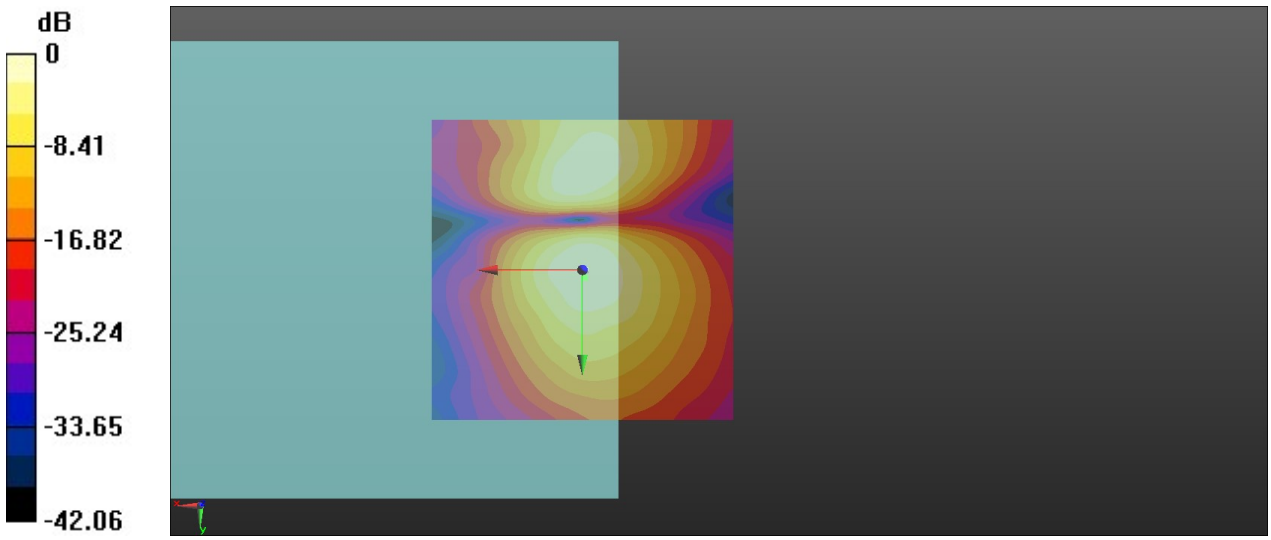

0 dB = 131.4 = 42.37 dB

9_HAC_T-Coil_LTE Band 2_20M_16QAM_1RB_0Offset_WB AMR 23.85Kbps_Ch18900 (Z)

Communication System: UID 0, LTE-FDD (0); Frequency: 1880 MHz;Duty Cycle: 1:1
Medium: Air Medium parameters used: $\sigma = 0$ S/m, $\varepsilon_r = 1$; $\rho = 0$ kg/m^3
Ambient Temperature：23.2 ℃

DASY5 Configuration:
- Probe: AM1DV3 - 3128; ; Calibrated: 2020.6.18
- Sensor-Surface: 0mm (Fix Surface)
- Electronics: DAE4 Sn690; Calibrated: 2020.3.26
- Phantom: HAC Test Arch with AMCC; Type: SD HAC P01 BA;
- Measurement SW: DASY52, Version 52.10 (4); SEMCAD X Version 14.6.14 (7483)

Ch18900/z (axial) 4.2mm 50 x 50/ABM Interpolated SNR(x,y,z) (121x121x1):

Interpolated grid: dx=1.000 mm, dy=1.000 mm
ABM1/ABM2 = 35.67 dB
ABM1 comp = -5.83 dBA/m
BWC Factor = 0.16 dB
Location: 3.8, -8.3, 3.7 mm

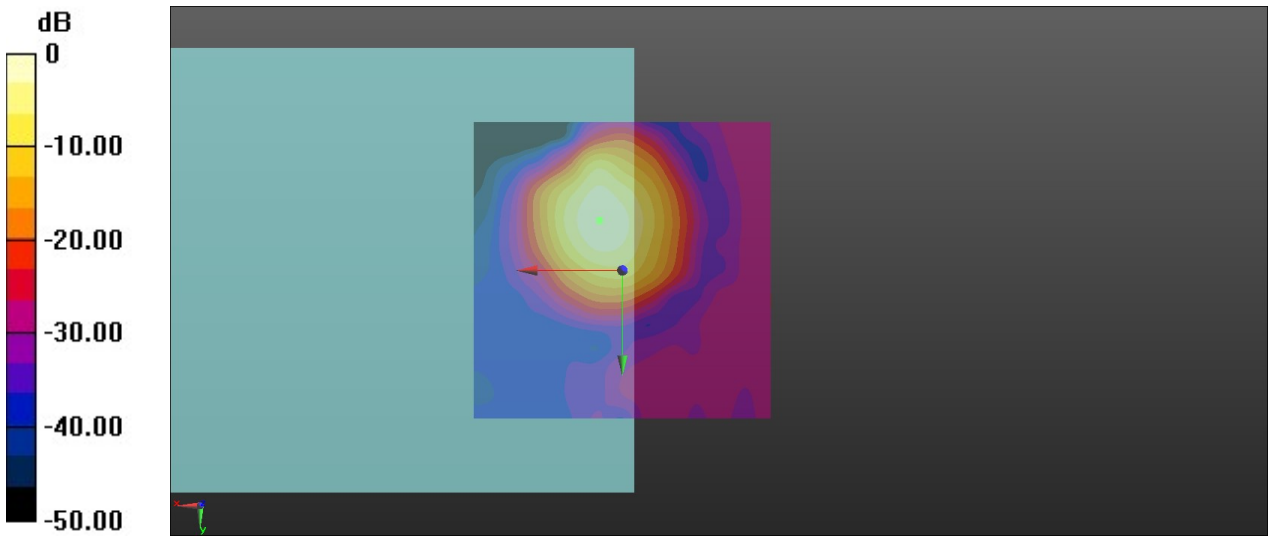

0 dB = 60.72 = 35.67 dB

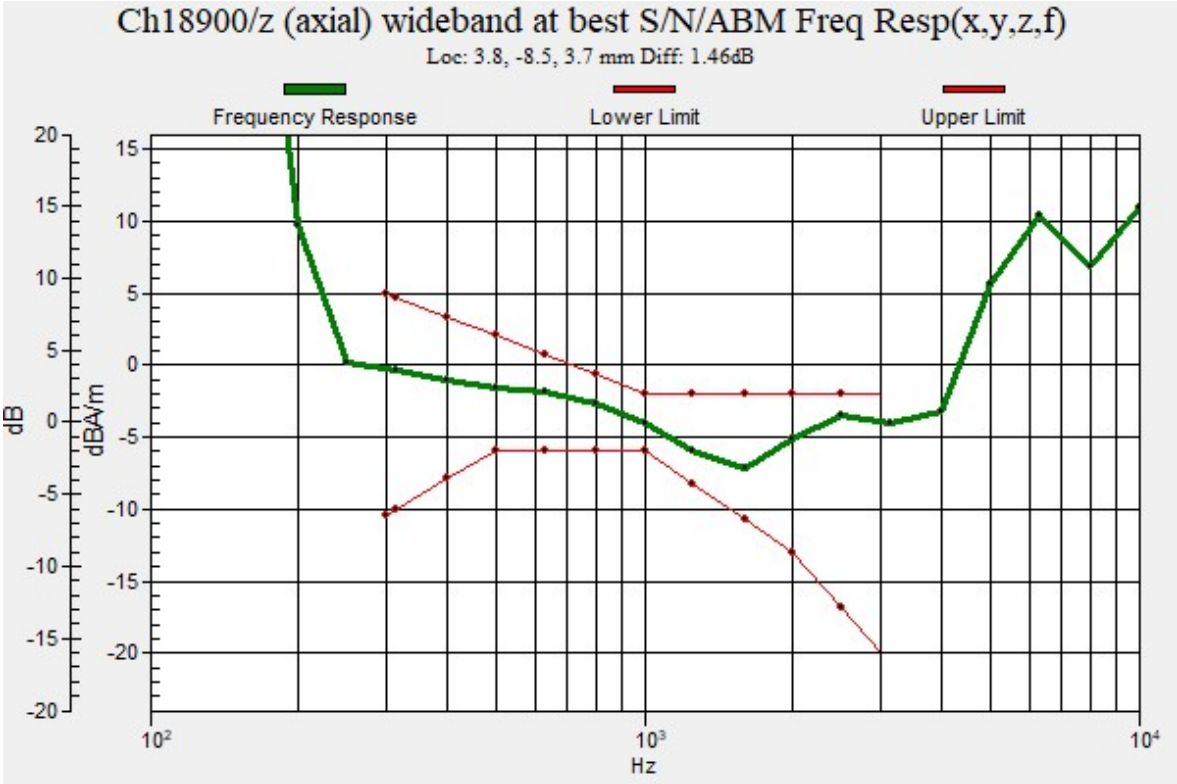
Ch18900/z (axial) wideband at best S/N/ABM Freq Resp(x,y,z,f)
Loc: 3.8, -8.5, 3.7 mm Diff: 1.46dB
Frequency Response
Lower Limit
Upper Limit
dB
dBA/m
Hz

9_HAC_T-Coil_LTE Band 2_20M_16QAM_1RB_0Offset_WB AMR 23.85Kbps_Ch18900 (Y)

Communication System: UID 0, LTE-FDD (0); Frequency: 1880 MHz;Duty Cycle: 1:1
Medium: Air Medium parameters used: $\sigma = 0$ S/m, $\varepsilon_r = 1$; $\rho = 0$ kg/m^3
Ambient Temperature：23.2 ℃

DASY5 Configuration:
- Probe: AM1DV3 - 3128; ; Calibrated: 2020.6.18
- Sensor-Surface: 0mm (Fix Surface)
- Electronics: DAE4 Sn690; Calibrated: 2020.3.26
- Phantom: HAC Test Arch with AMCC; Type: SD HAC P01 BA;
- Measurement SW: DASY52, Version 52.10 (4); SEMCAD X Version 14.6.14 (7483)

Ch18900/y (transversal) 4.2mm 50 x 50/ABM Interpolated SNR(x,y,z) (121x121x1):

Interpolated grid: dx=1.000 mm, dy=1.000 mm
ABM1/ABM2 = 31.33 dB
ABM1 comp = -17.53 dBA/m
BWC Factor = 0.16 dB
Location: -0.8, 2.5, 3.7 mm

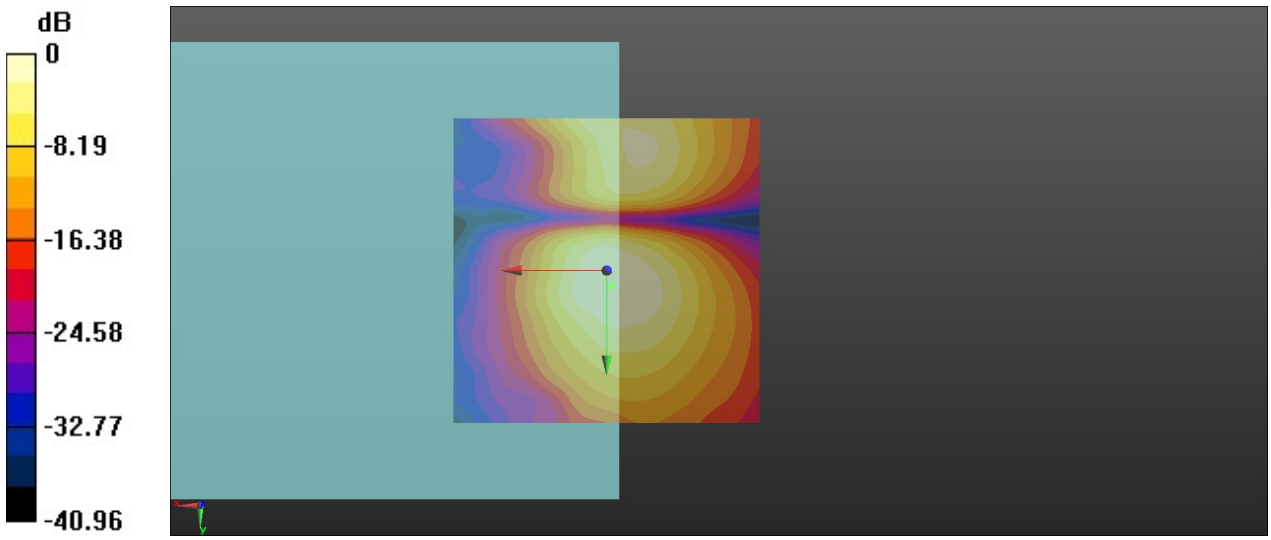

0 dB = 36.87 = 31.33 dB

10_HAC_T-Coil_LTE Band 4_20M_16QAM_1RB_0Offset_WB AMR 23.85Kbps_Ch20175 (Z)

Communication System: UID 0, LTE-FDD (0); Frequency: 1732.5 MHz;Duty Cycle: 1:1
Medium: Air Medium parameters used: $\sigma = 0$ S/m, $\varepsilon_r = 1$; $\rho = 0$ kg/m^3
Ambient Temperature：23.2 ℃

DASY5 Configuration:
- Probe: AM1DV3 - 3128; ; Calibrated: 2020.6.18
- Sensor-Surface: 0mm (Fix Surface)
- Electronics: DAE4 Sn690; Calibrated: 2020.3.26
- Phantom: HAC Test Arch with AMCC; Type: SD HAC P01 BA;
- Measurement SW: DASY52, Version 52.10 (4); SEMCAD X Version 14.6.14 (7483)

Ch20175/z (axial) 4.2mm 50 x 50/ABM Interpolated SNR(x,y,z) (121x121x1):

Interpolated grid: dx=1.000 mm, dy=1.000 mm
ABM1/ABM2 = 36.70 dB
ABM1 comp = -5.48 dBA/m
BWC Factor = 0.16 dB
Location: 4.2, -8.3, 3.7 mm

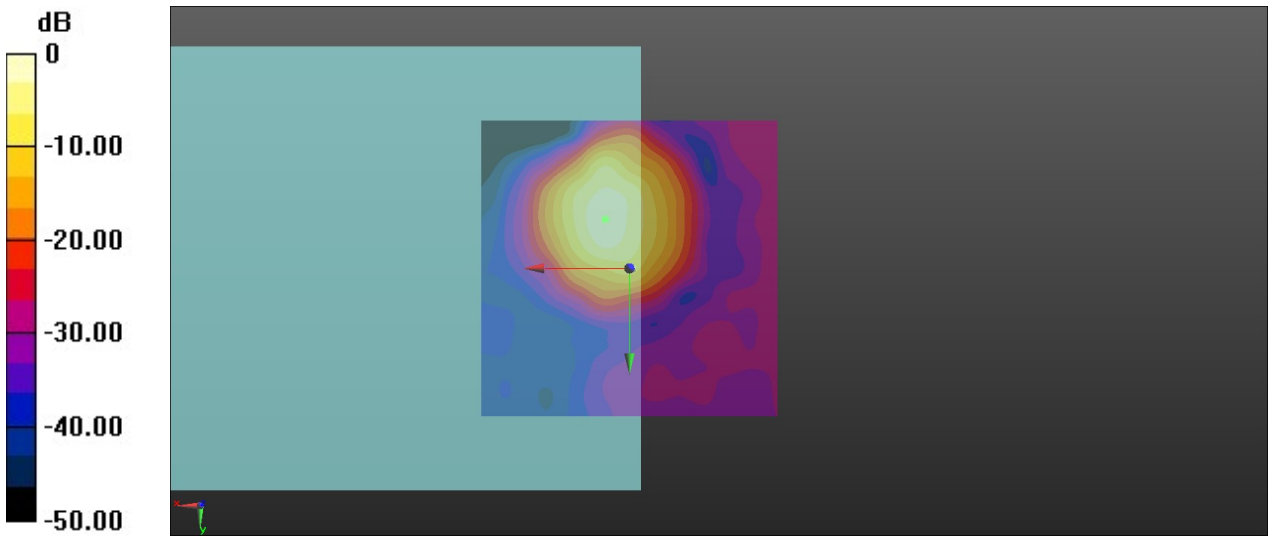

0 dB = 68.36 = 36.70 dB

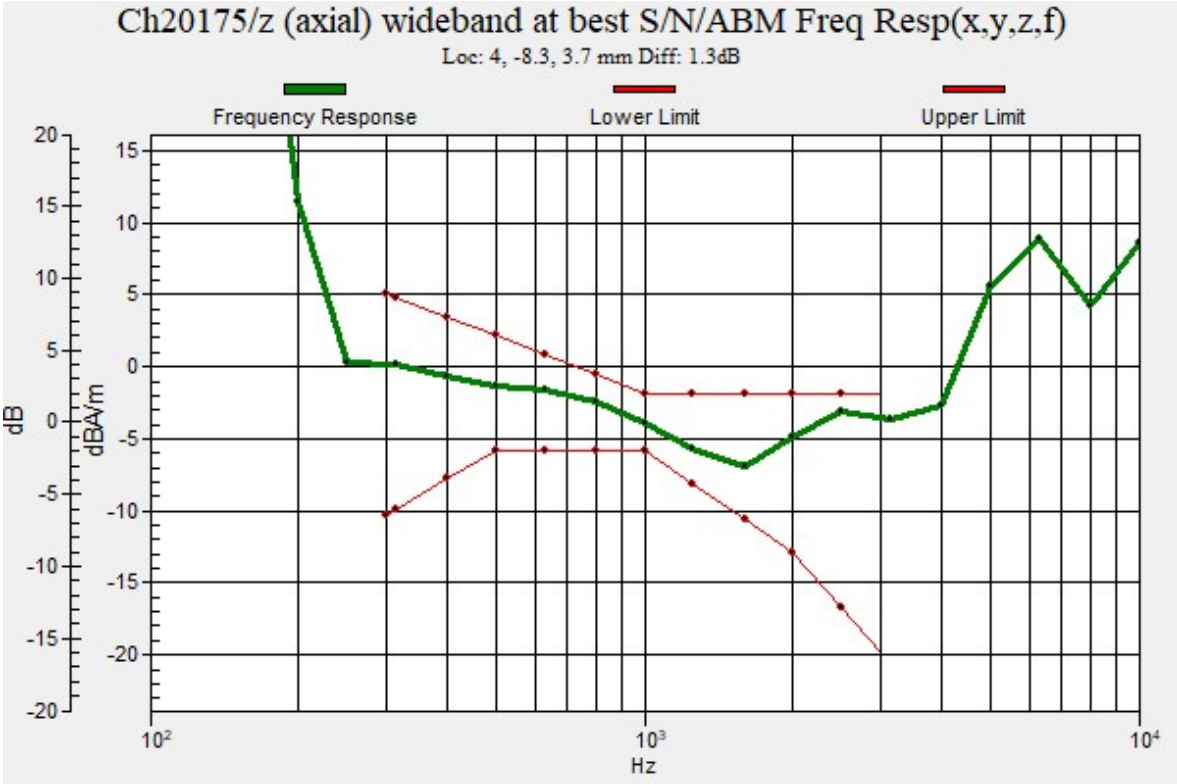
Ch20175/z (axial) wideband at best S/N/ABM Freq Resp(x,y,z,f)
Loc: 4, -8.3, 3.7 mm Diff: 1.3dB
Frequency Response
Lower Limit
Upper Limit
dB
dBA/m
Hz

10_HAC_T-Coil_LTE Band 4_20M_16QAM_1RB_0Offset_WB AMR 23.85Kbps_Ch20175 (Y)

Communication System: UID 0, LTE-FDD (0); Frequency: 1732.5 MHz;Duty Cycle: 1:1
Medium: Air Medium parameters used: $\sigma = 0$ S/m, $\varepsilon_r = 1$; $\rho = 0$ kg/m^3
Ambient Temperature：23.2 ℃

DASY5 Configuration:
- Probe: AM1DV3 - 3128; ; Calibrated: 2020.6.18
- Sensor-Surface: 0mm (Fix Surface)
- Electronics: DAE4 Sn690; Calibrated: 2020.3.26
- Phantom: HAC Test Arch with AMCC; Type: SD HAC P01 BA;
- Measurement SW: DASY52, Version 52.10 (4); SEMCAD X Version 14.6.14 (7483)

Ch20175/y (transversal) 4.2mm 50 x 50/ABM Interpolated SNR(x,y,z) (121x121x1):

Interpolated grid: dx=1.000 mm, dy=1.000 mm
ABM1/ABM2 = 34.27 dB
ABM1 comp = -17.20 dBA/m
BWC Factor = 0.16 dB
Location: -2.9, -16.3, 3.7 mm

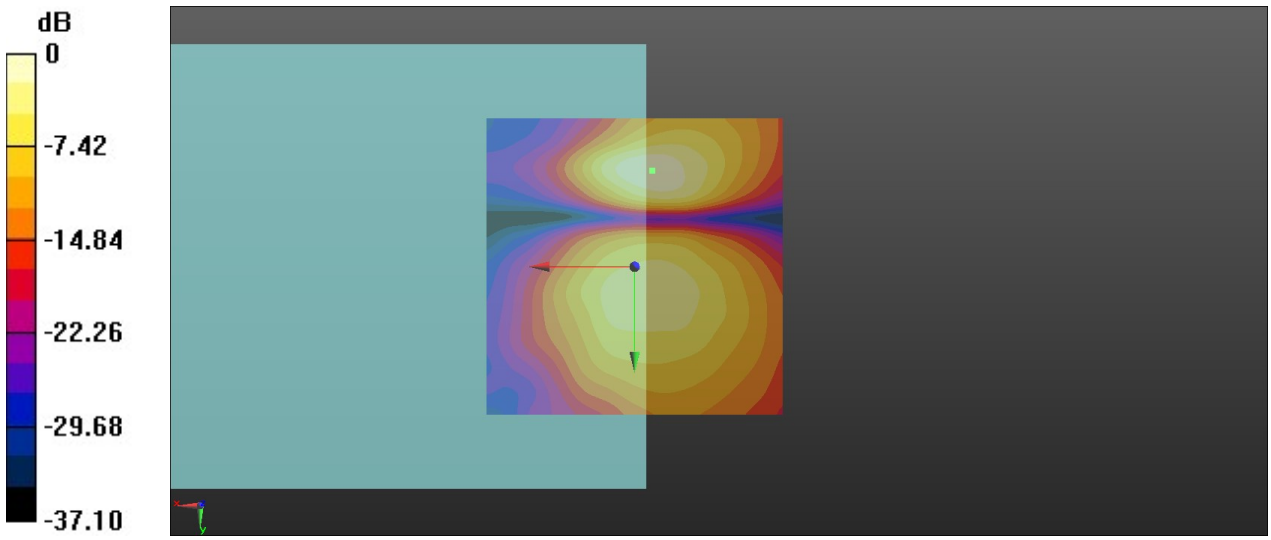

0 dB = 24.28 = 27.71 dB

11_HAC_T-Coil_LTE Band 5_10M_16QAM_1RB_0Offset_WB AMR 23.85Kbps_Ch20525 (Z)

Communication System: UID 0, LTE-FDD (0); Frequency: 836.5 MHz;Duty Cycle: 1:1
Medium: Air Medium parameters used: $\sigma = 0$ S/m, $\varepsilon_r = 1$; $\rho = 0$ kg/m^3
Ambient Temperature：23.2 ℃

DASY5 Configuration:
- Probe: AM1DV3 - 3128; ; Calibrated: 2020.6.18
- Sensor-Surface: 0mm (Fix Surface)
- Electronics: DAE4 Sn690; Calibrated: 2020.3.26
- Phantom: HAC Test Arch with AMCC; Type: SD HAC P01 BA;
- Measurement SW: DASY52, Version 52.10 (4); SEMCAD X Version 14.6.14 (7483)

Ch20525/z (axial) 4.2mm 50 x 50/ABM Interpolated SNR(x,y,z) (121x121x1):

Interpolated grid: dx=1.000 mm, dy=1.000 mm
ABM1/ABM2 = 35.44 dB
ABM1 comp = -5.96 dBA/m
BWC Factor = 0.16 dB
Location: 4.2, -10, 3.7 mm

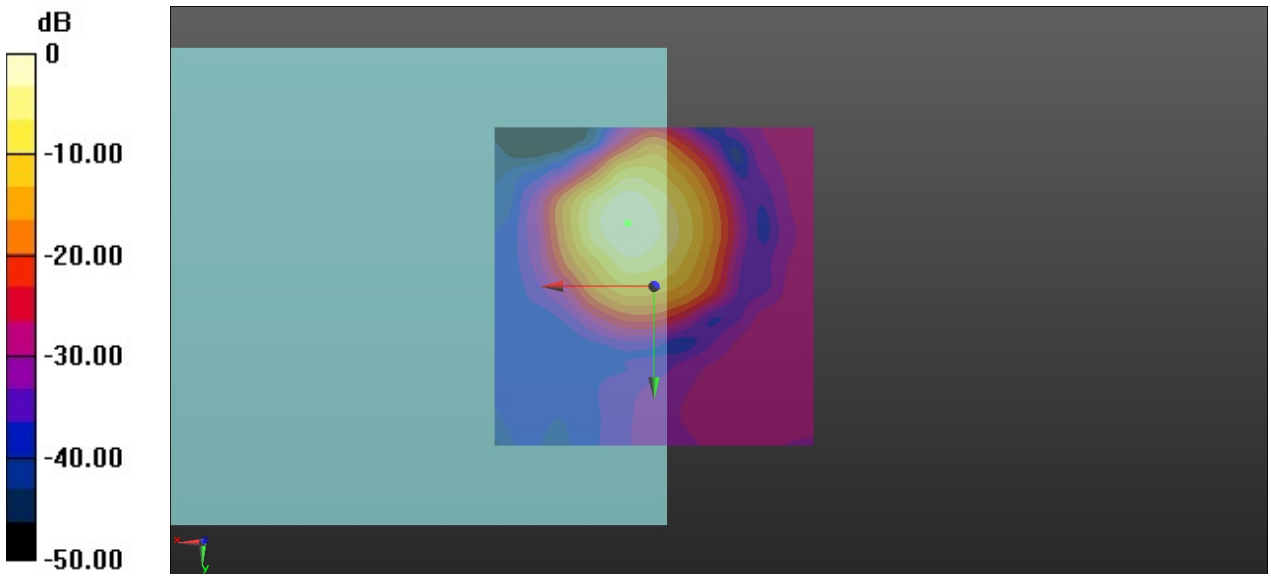

0 dB = 59.13 = 35.44 dB

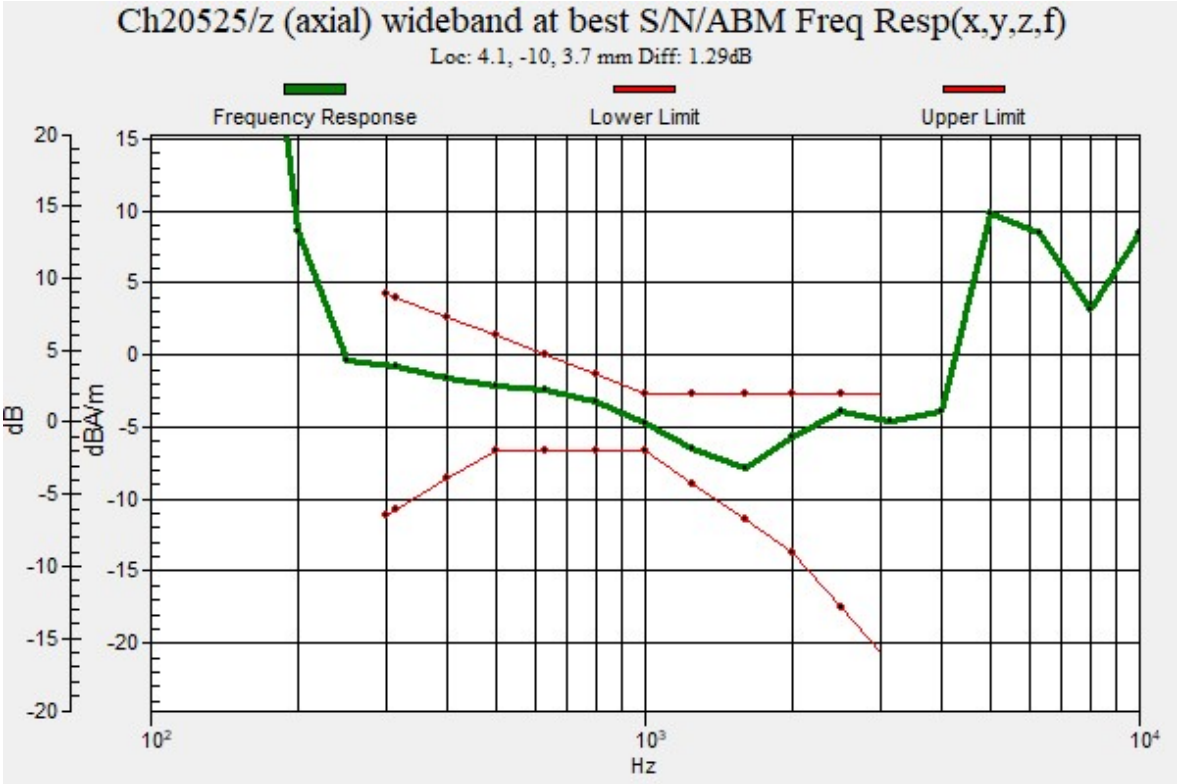
Ch20525/z (axial) wideband at best S/N/ABM Freq Resp(x,y,z,f)
Loc: 4.1, -10, 3.7 mm Diff: 1.29dB
Frequency Response
Lower Limit
Upper Limit
dB
dBA/m
Hz

11_HAC_T-Coil_LTE Band 5_10M_16QAM_1RB_0Offset_WB AMR 23.85Kbps_Ch20525(Y)

Communication System: UID 0, LTE-FDD (0); Frequency: 836.5 MHz;Duty Cycle: 1:1
Medium: Air Medium parameters used: $\sigma = 0$ S/m, $\varepsilon_r = 1$; $\rho = 0$ kg/m^3
Ambient Temperature：23.2 ℃

DASY5 Configuration:
- Probe: AM1DV3 - 3128; ; Calibrated: 2020.6.18
- Sensor-Surface: 0mm (Fix Surface)
- Electronics: DAE4 Sn690; Calibrated: 2020.3.26
- Phantom: HAC Test Arch with AMCC; Type: SD HAC P01 BA;
- Measurement SW: DASY52, Version 52.10 (4); SEMCAD X Version 14.6.14 (7483)

Ch20525/y (transversal) 4.2mm 50 x 50/ABM Interpolated SNR(x,y,z) (121x121x1):

Interpolated grid: dx=1.000 mm, dy=1.000 mm
ABM1/ABM2 = 33.84 dB
ABM1 comp = -16.53 dBA/m
BWC Factor = 0.16 dB
Location: -2.1, 4.2, 3.7 mm

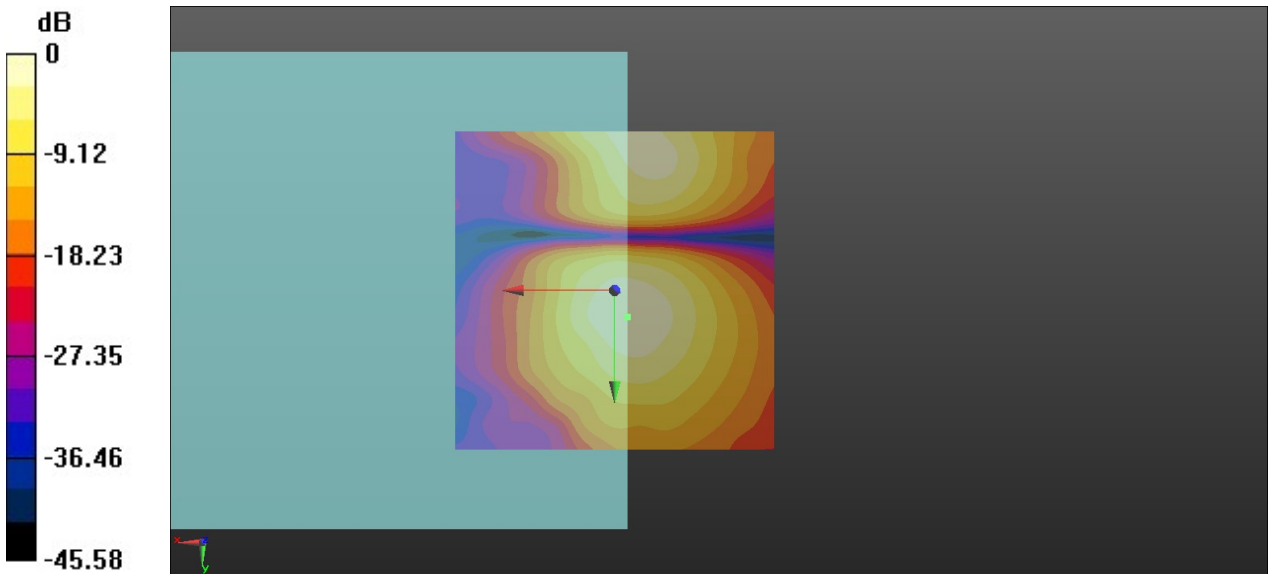

0 dB = 49.20 = 33.84 dB

12_HAC_T-Coil_LTE Band 7_20M_16QAM_1RB_0Offset_WB AMR 23.85Kbps_Ch21100 (Z)

Communication System: UID 0, LTE-FDD (0); Frequency: 2535 MHz;Duty Cycle: 1:1
Medium: Air Medium parameters used: $\sigma = 0$ S/m, $\varepsilon_r = 1$; $\rho = 0$ kg/m^3
Ambient Temperature：23.2 ℃

DASY5 Configuration:
- Probe: AM1DV3 - 3128; ; Calibrated: 2020.6.18
- Sensor-Surface: 0mm (Fix Surface)
- Electronics: DAE4 Sn690; Calibrated: 2020.3.26
- Phantom: HAC Test Arch with AMCC; Type: SD HAC P01 BA;
- Measurement SW: DASY52, Version 52.10 (4); SEMCAD X Version 14.6.14 (7483)

Ch21100/z (axial) 4.2mm 50 x 50/ABM Interpolated SNR(x,y,z) (121x121x1):

Interpolated grid: dx=1.000 mm, dy=1.000 mm
ABM1/ABM2 = 36.04 dB
ABM1 comp = -5.92 dBA/m
BWC Factor = 0.16 dB
Location: 5, -10, 3.7 mm

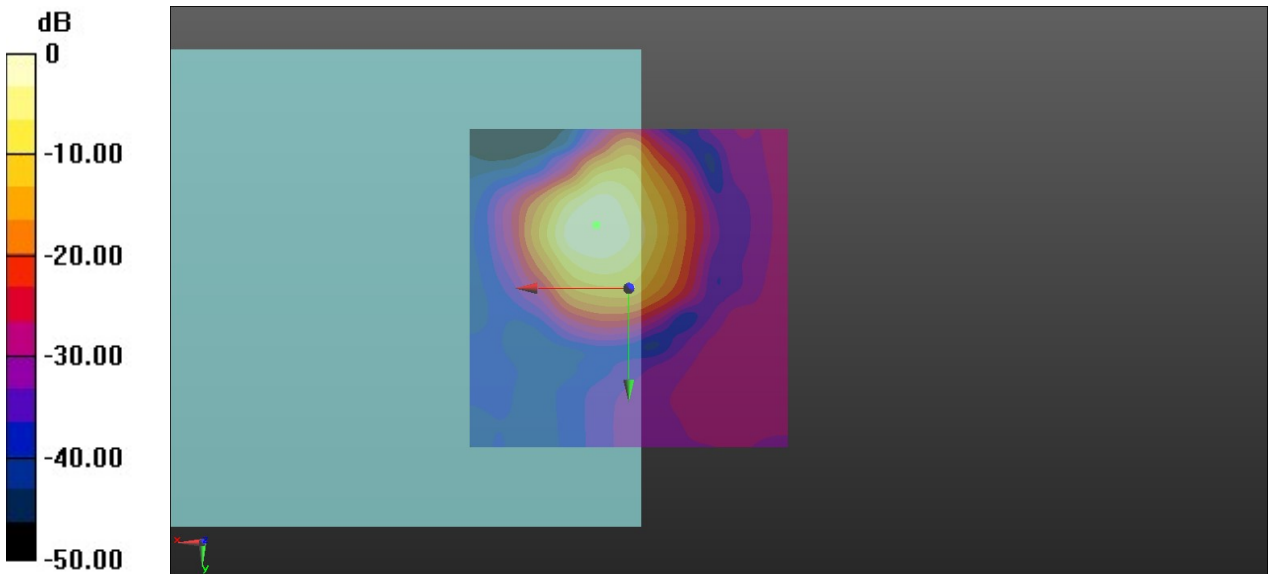

0 dB = 63.36 = 36.04 dB

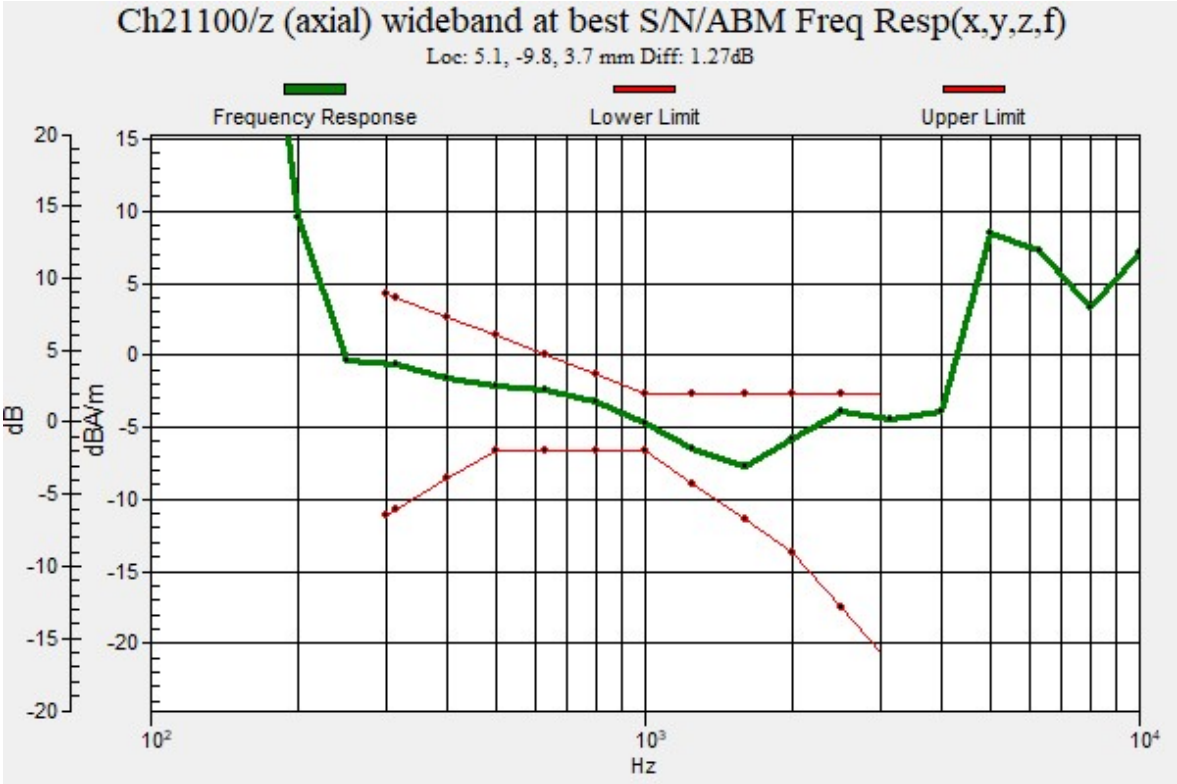
Ch21100/z (axial) wideband at best S/N/ABM Freq Resp(x,y,z,f)
Loc: 5.1, -9.8, 3.7 mm Diff: 1.27dB
Frequency Response
Lower Limit
Upper Limit
dB
dBA/m
Hz

12_HAC_T-Coil_LTE Band 7_20M_16QAM_1RB_0Offset_WB AMR 23.85Kbps_Ch21100(Y)

Communication System: UID 0, LTE-FDD (0); Frequency: 2535 MHz;Duty Cycle: 1:1
Medium: Air Medium parameters used: $\sigma = 0$ S/m, $\varepsilon_r = 1$; $\rho = 0$ kg/m^3
Ambient Temperature：23.2 ℃

DASY5 Configuration:
- Probe: AM1DV3 - 3128; ; Calibrated: 2020.6.18
- Sensor-Surface: 0mm (Fix Surface)
- Electronics: DAE4 Sn690; Calibrated: 2020.3.26
- Phantom: HAC Test Arch with AMCC; Type: SD HAC P01 BA;
- Measurement SW: DASY52, Version 52.10 (4); SEMCAD X Version 14.6.14 (7483)

Ch21100/y (transversal) 4.2mm 50 x 50/ABM Interpolated SNR(x,y,z) (121x121x1):

Interpolated grid: dx=1.000 mm, dy=1.000 mm
ABM1/ABM2 = 30.08 dB
ABM1 comp = -16.75 dBA/m
BWC Factor = 0.16 dB
Location: 0, 1.2, 3.7 mm

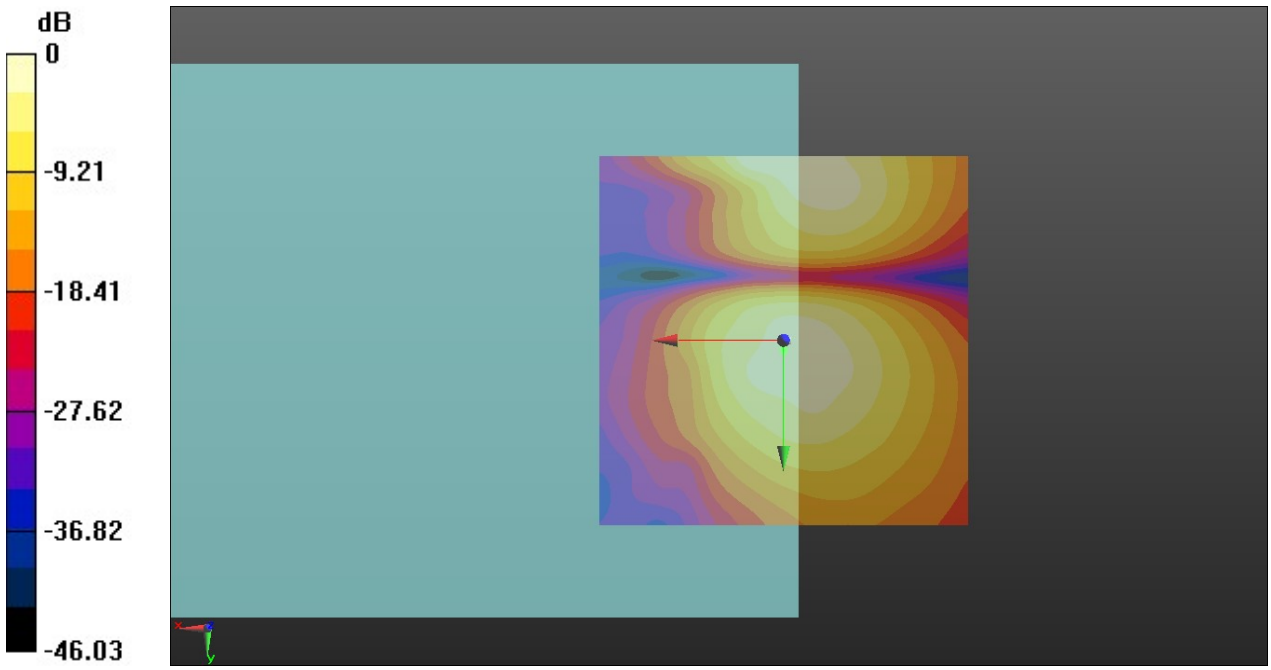

0 dB = 34.22 = 30.69 dB

13_HAC_T-Coil_LTE Band 12_10M_16QAM_1RB_0Offset_WB AMR 23.85Kbps_Ch23095(Z)

Communication System: UID 0, LTE-FDD (0); Frequency: 707.5 MHz;Duty Cycle: 1:1
Medium: Air Medium parameters used: $\sigma = 0$ S/m, $\varepsilon_r = 1$; $\rho = 0$ kg/m^3
Ambient Temperature：23.2 °C;

DASY5 Configuration:
- Probe: AM1DV3 - 3128; ; Calibrated: 2020.6.18
- Sensor-Surface: 0mm (Fix Surface)
- Electronics: DAE4 Sn690; Calibrated: 2020.3.26
- Phantom: HAC Test Arch with AMCC; Type: SD HAC P01 BA;
- Measurement SW: DASY52, Version 52.10 (4); SEMCAD X Version 14.6.14 (7483)

Ch23095/z (axial) 4.2mm 50 x 50/ABM Interpolated SNR(x,y,z) (121x121x1):

Interpolated grid: dx=1.000 mm, dy=1.000 mm
ABM1/ABM2 = 35.78 dB
ABM1 comp = -6.10 dBA/m
BWC Factor = 0.16 dB
Location: 4.2, -10.4, 3.7 mm



0 dB = 61.53 = 35.78 dB

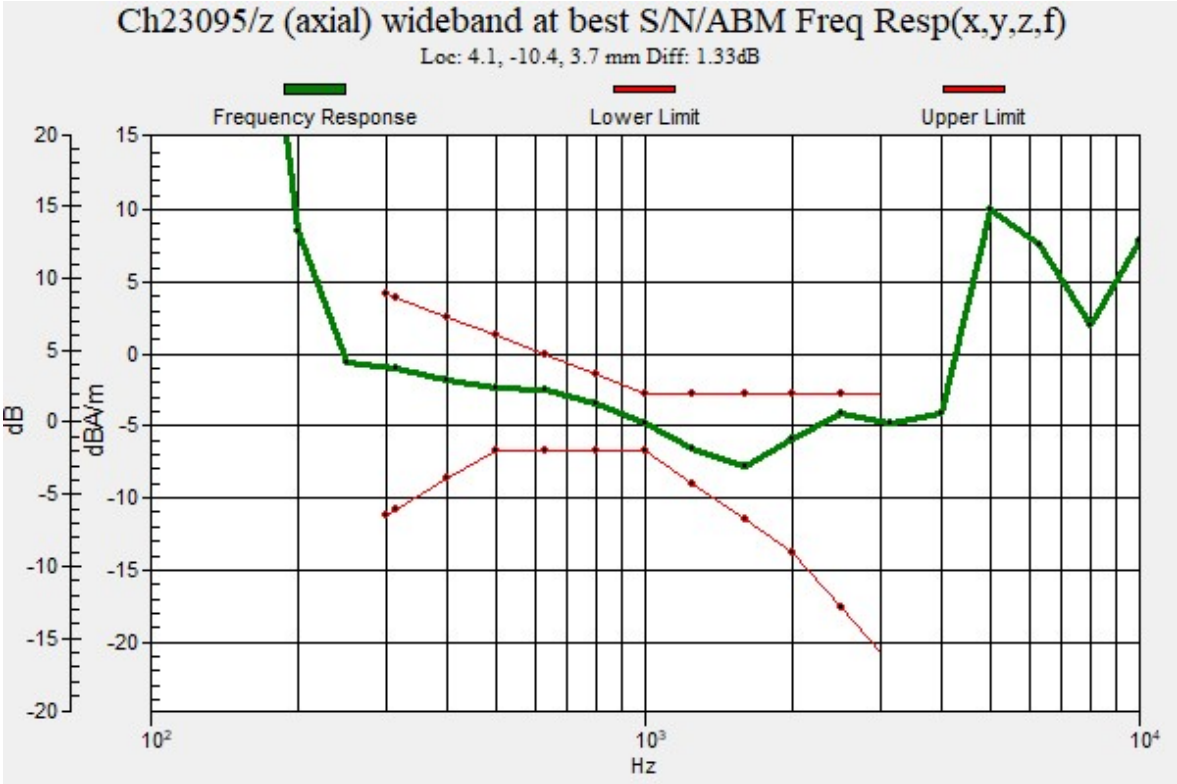
Ch23095/z (axial) wideband at best S/N/ABM Freq Resp(x,y,z,f)
Loc: 4.1, -10.4, 3.7 mm Diff: 1.33dB
Frequency Response
Lower Limit
Upper Limit
dB
dBA/m
Hz

13_HAC_T-Coil_LTE Band 12_10M_16QAM_1RB_0Offset_WB AMR 23.85Kbps_Ch23095(Y)

Communication System: UID 0, LTE-FDD (0); Frequency: 707.5 MHz;Duty Cycle: 1:1
Medium: Air Medium parameters used: $\sigma = 0$ S/m, $\varepsilon_r = 1$; $\rho = 0$ kg/m^3
Ambient Temperature：23.2 °C;

DASY5 Configuration:
- Probe: AM1DV3 - 3128; ; Calibrated: 2020.6.18
- Sensor-Surface: 0mm (Fix Surface)
- Electronics: DAE4 Sn690; Calibrated: 2020.3.26
- Phantom: HAC Test Arch with AMCC; Type: SD HAC P01 BA;
- Measurement SW: DASY52, Version 52.10 (4); SEMCAD X Version 14.6.14 (7483)

Ch23095/y (transversal) 4.2mm 50 x 50/ABM Interpolated SNR(x,y,z) (121x121x1):

Interpolated grid: dx=1.000 mm, dy=1.000 mm
ABM1/ABM2 = 31.85 dB
ABM1 comp = -17.43 dBA/m
BWC Factor = 0.16 dB
Location: -1.2, 0.8, 3.7 mm

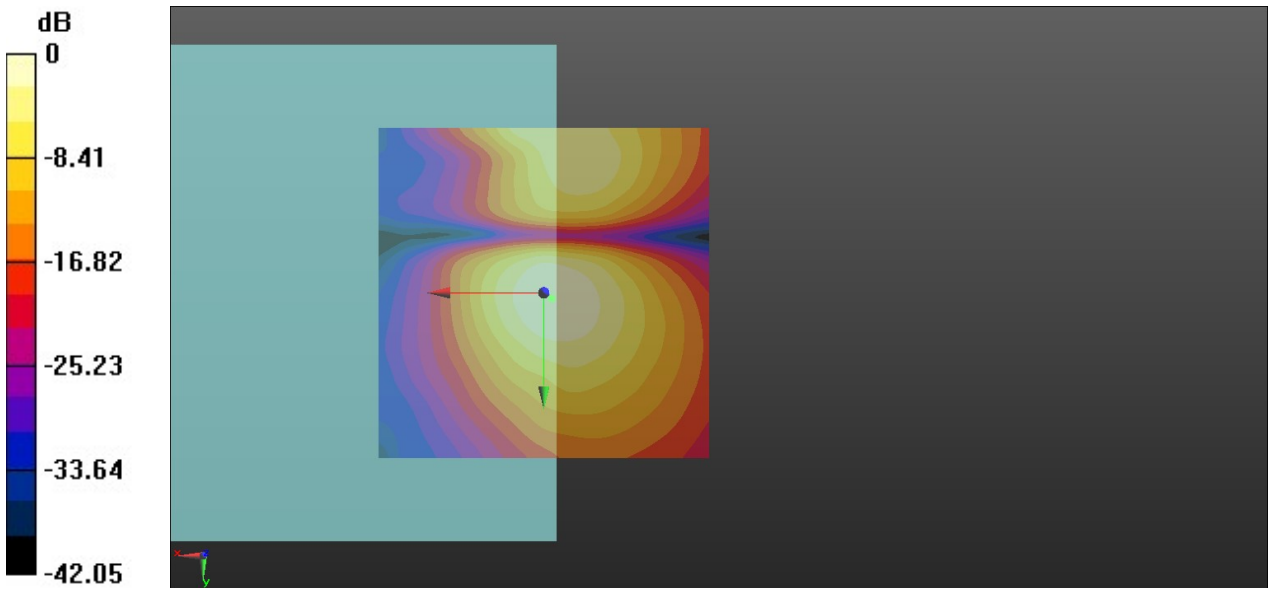

0 dB = 39.13 = 31.85 dB

14_HAC_T-Coil_LTE Band 13_10M_16QAM_1RB_0Offset_WB AMR 23.85Kbps_Ch23230 (Z)

Communication System: UID 0, LTE-FDD (0); Frequency: 782 MHz;Duty Cycle: 1:1
Medium: Air Medium parameters used: $\sigma = 0$ S/m, $\varepsilon_r = 1$; $\rho = 0$ kg/m^3
Ambient Temperature：23.2 ℃

DASY5 Configuration:
- Probe: AM1DV3 - 3128; ; Calibrated: 2020.6.18
- Sensor-Surface: 0mm (Fix Surface)
- Electronics: DAE4 Sn690; Calibrated: 2020.3.26
- Phantom: HAC Test Arch with AMCC; Type: SD HAC P01 BA;
- Measurement SW: DASY52, Version 52.10 (4); SEMCAD X Version 14.6.14 (7483)

Ch23230/z (axial) 4.2mm 50 x 50/ABM Interpolated SNR(x,y,z) (121x121x1):

Interpolated grid: dx=1.000 mm, dy=1.000 mm
ABM1/ABM2 = 34.95 dB
ABM1 comp = -6.29 dBA/m
BWC Factor = 0.16 dB
Location: 4.2, -10.8, 3.7 mm

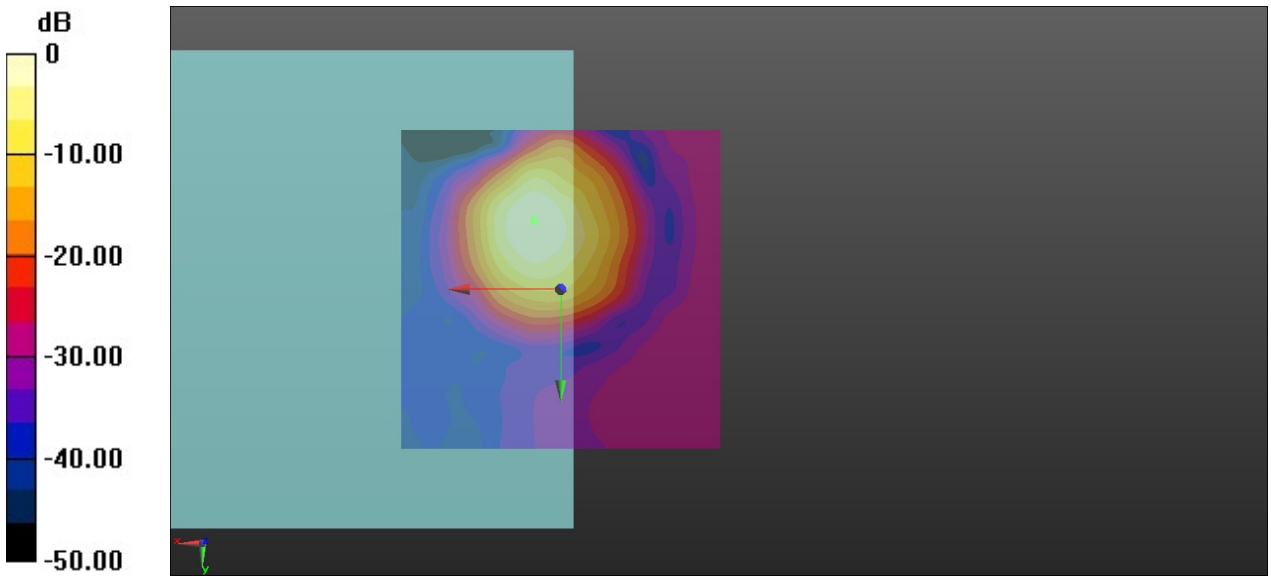

0 dB = 55.90 = 34.95 dB

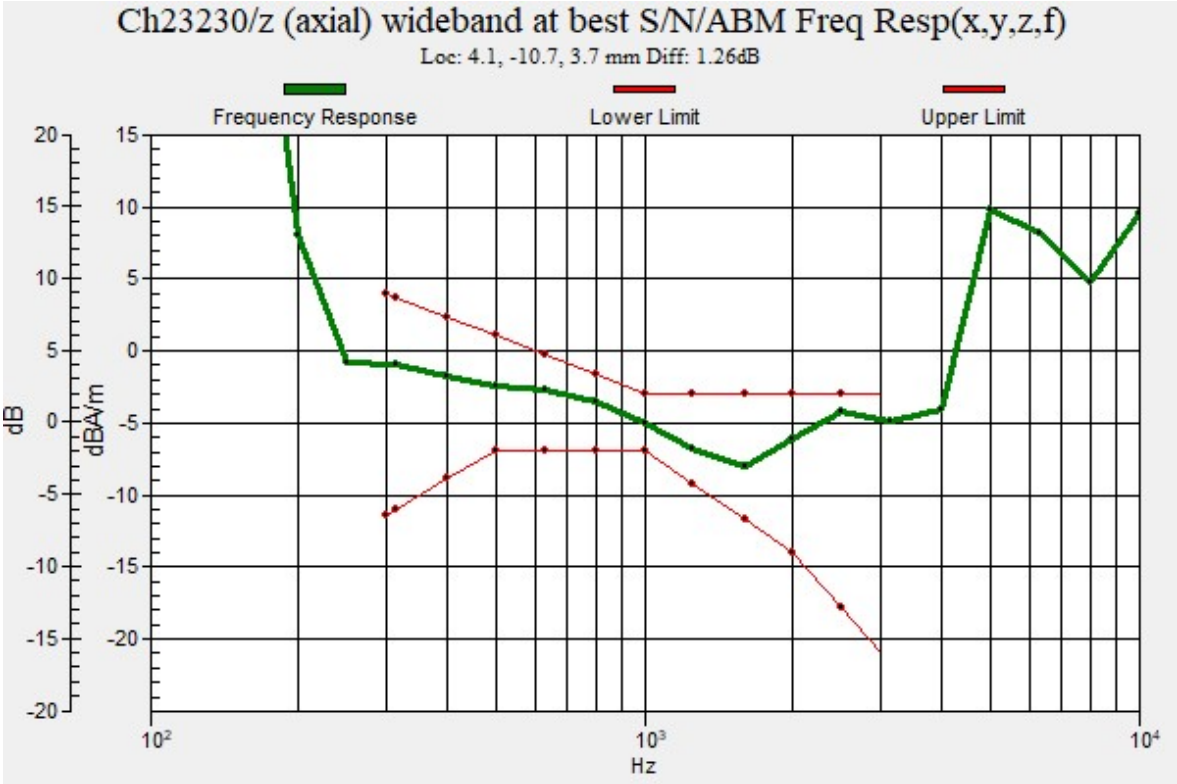
Ch23230/z (axial) wideband at best S/N/ABM Freq Resp(x,y,z,f)
Loc: 4.1, -10.7, 3.7 mm Diff: 1.26dB
Frequency Response
Lower Limit
Upper Limit
dB
dBA/m
Hz