14_HAC_T-Coil_LTE Band 13_10M_16QAM_1RB_0Offset_WB AMR 23.85Kbps_Ch23230 (Y)

Communication System: UID 0, LTE-FDD (0); Frequency: 782 MHz;Duty Cycle: 1:1
Medium: Air Medium parameters used: $\sigma = 0$ S/m, $\varepsilon_r = 1$; $\rho = 0$ kg/m^3
Ambient Temperature：23.2 ℃

DASY5 Configuration:
- Probe: AM1DV3 - 3128; ; Calibrated: 2020.6.18
- Sensor-Surface: 0mm (Fix Surface)
- Electronics: DAE4 Sn690; Calibrated: 2020.3.26
- Phantom: HAC Test Arch with AMCC; Type: SD HAC P01 BA;
- Measurement SW: DASY52, Version 52.10 (4); SEMCAD X Version 14.6.14 (7483)

Ch23230/y (transversal) 4.2mm 50 x 50/ABM Interpolated SNR(x,y,z) (121x121x1):

Interpolated grid: dx=1.000 mm, dy=1.000 mm
ABM1/ABM2 = 33.49 dB
ABM1 comp = -17.49 dBA/m
BWC Factor = 0.16 dB
Location: -3.3, 3.7, 3.7 mm

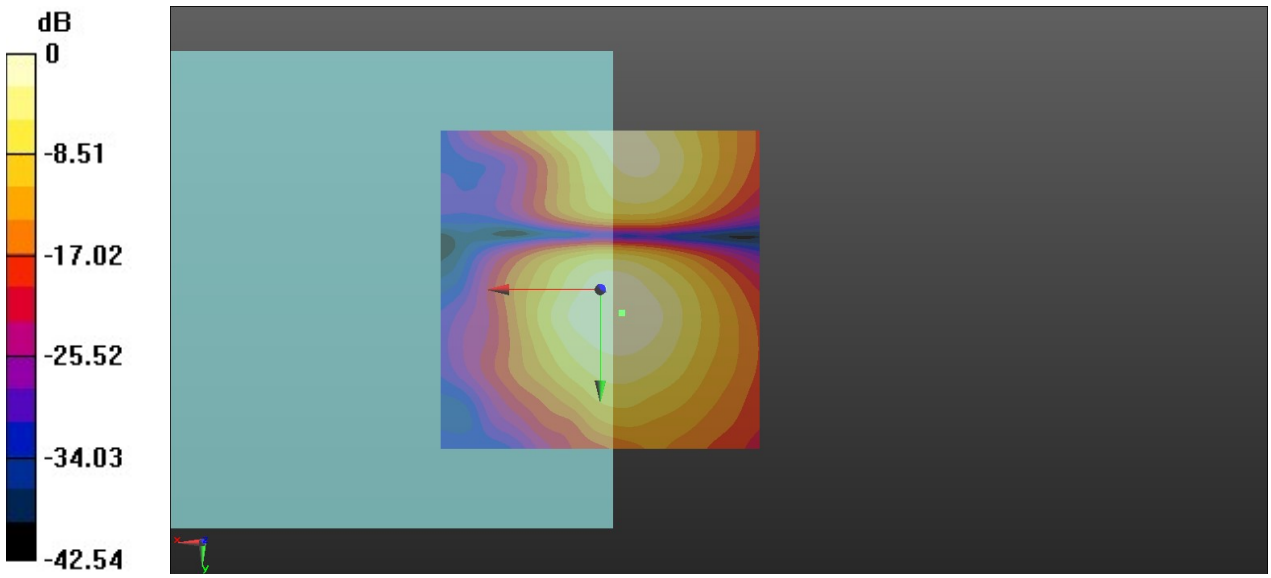

0 dB = 47.25 = 33.49 dB

15_HAC_T-Coil_LTE Band 17_10M_16QAM_1RB_0Offset_WB AMR 23.85Kbps_Ch23790 (Z)

Communication System: UID 0, LTE-FDD (0); Frequency: 710 MHz;Duty Cycle: 1:1
Medium: Air Medium parameters used: $\sigma = 0$ S/m, $\varepsilon_r = 1$; $\rho = 0$ kg/m^3
Ambient Temperature：23.2 ℃

DASY5 Configuration:
- Probe: AM1DV3 - 3128; ; Calibrated: 2020.6.18
- Sensor-Surface: 0mm (Fix Surface)
- Electronics: DAE4 Sn690; Calibrated: 2020.3.26
- Phantom: HAC Test Arch with AMCC; Type: SD HAC P01 BA;
- Measurement SW: DASY52, Version 52.10 (4); SEMCAD X Version 14.6.14 (7483)

Ch23790/z (axial) 4.2mm 50 x 50/ABM Interpolated SNR(x,y,z) (121x121x1):

Interpolated grid: dx=1.000 mm, dy=1.000 mm
ABM1/ABM2 = 34.39 dB
ABM1 comp = -6.27 dBA/m
BWC Factor = 0.16 dB
Location: 3.8, -11.3, 3.7 mm



0 dB = 52.40 = 34.39 dB

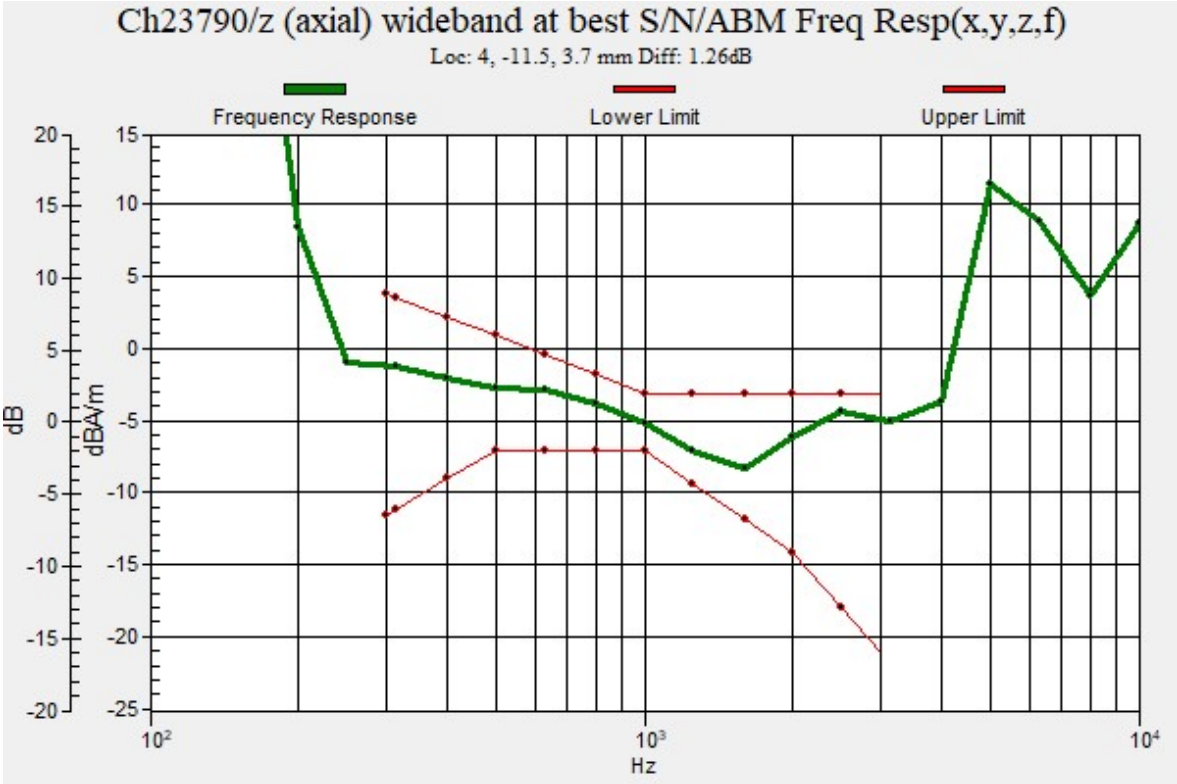
Ch23790/z (axial) wideband at best S/N/ABM Freq Resp(x,y,z,f)
Loc: 4, -11.5, 3.7 mm Diff: 1.26dB
Frequency Response
Lower Limit
Upper Limit
dB
dBA/m
Hz

15_HAC_T-Coil_LTE Band 17_10M_16QAM_1RB_0Offset_WB AMR 23.85Kbps_Ch23790 (Y)

Communication System: UID 0, LTE-FDD (0); Frequency: 710 MHz;Duty Cycle: 1:1
Medium: Air Medium parameters used: $\sigma = 0$ S/m, $\varepsilon_r = 1$; $\rho = 0$ kg/m^3
Ambient Temperature：23.2 ℃

DASY5 Configuration:
- Probe: AM1DV3 - 3128; ; Calibrated: 2020.6.18
- Sensor-Surface: 0mm (Fix Surface)
- Electronics: DAE4 Sn690; Calibrated: 2020.3.26
- Phantom: HAC Test Arch with AMCC; Type: SD HAC P01 BA;
- Measurement SW: DASY52, Version 52.10 (4); SEMCAD X Version 14.6.14 (7483)

Ch23790/y (transversal) 4.2mm 50 x 50/ABM Interpolated SNR(x,y,z) (121x121x1):

Interpolated grid: dx=1.000 mm, dy=1.000 mm
ABM1/ABM2 = 34.07 dB
ABM1 comp = -16.51 dBA/m
BWC Factor = 0.16 dB
Location: -2.1, 3.7, 3.7 mm

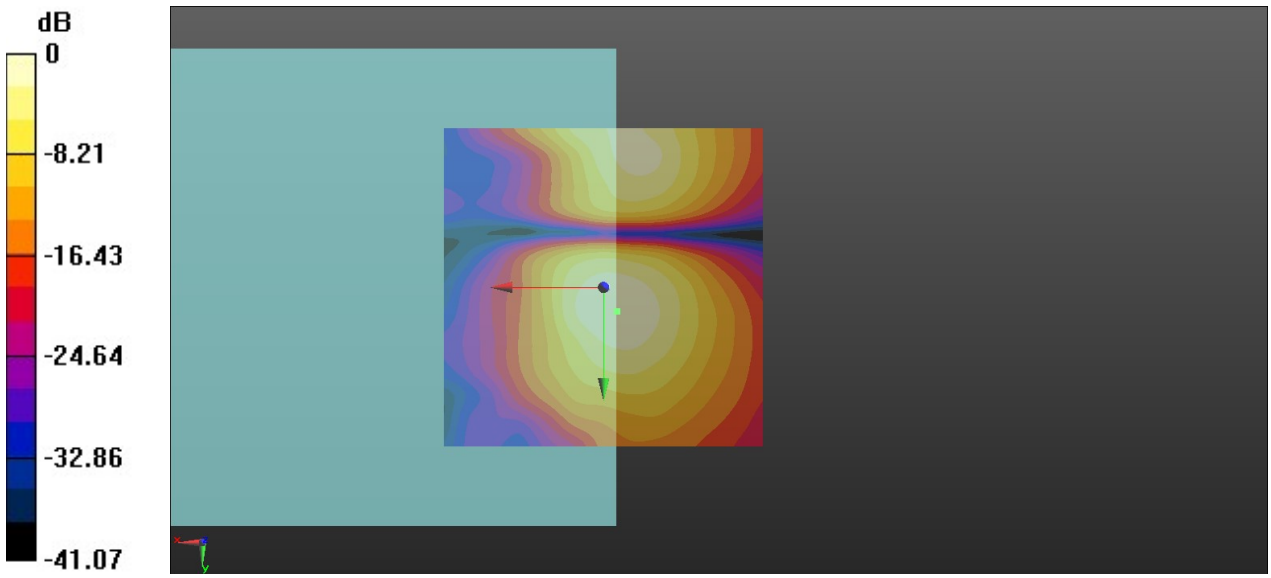

0 dB = 50.53 = 34.07 dB

16_HAC_T-Coil_LTE Band 25_20M_16QAM_1RB_0Offset_WB AMR 23.85Kbps_Ch26340 (Z)

Communication System: UID 0, LTE-FDD (0); Frequency: 1880 MHz;Duty Cycle: 1:1
Medium: Air Medium parameters used: $\sigma = 0$ S/m, $\varepsilon_r = 1$; $\rho = 0$ kg/m^3
Ambient Temperature：23.2 ℃

DASY5 Configuration:
- Probe: AM1DV3 - 3128; ; Calibrated: 2020.6.18
- Sensor-Surface: 0mm (Fix Surface)
- Electronics: DAE4 Sn690; Calibrated: 2020.3.26
- Phantom: HAC Test Arch with AMCC; Type: SD HAC P01 BA;
- Measurement SW: DASY52, Version 52.10 (4); SEMCAD X Version 14.6.14 (7483)

Ch26340/z (axial) 4.2mm 50 x 50/ABM Interpolated SNR(x,y,z) (121x121x1):

Interpolated grid: dx=1.000 mm, dy=1.000 mm
ABM1/ABM2 = 43.21 dB
ABM1 comp = -0.16 dBA/m
BWC Factor = 0.16 dB
Location: 3.8, -9.6, 3.7 mm



0 dB = 144.7 = 43.21 dB

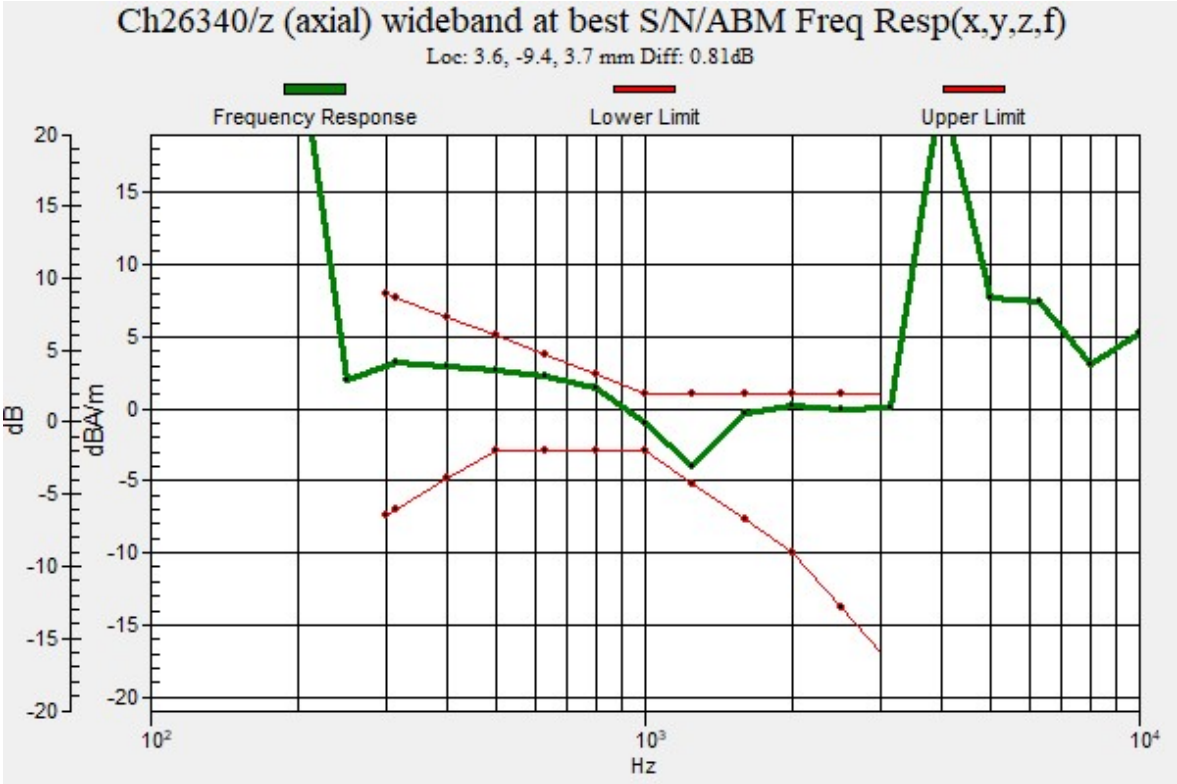
Ch26340/z (axial) wideband at best S/N/ABM Freq Resp(x,y,z,f)
Loc: 3.6, -9.4, 3.7 mm Diff: 0.81dB
Frequency Response
Lower Limit
Upper Limit
dB
dBA/m
Hz

16_HAC_T-Coil_LTE Band 25_20M_16QAM_1RB_0Offset_WB AMR 23.85Kbps_Ch26340 (Y)

Communication System: UID 0, LTE-FDD (0); Frequency: 1880 MHz;Duty Cycle: 1:1
Medium: Air Medium parameters used: $\sigma = 0$ S/m, $\varepsilon_r = 1$; $\rho = 0$ kg/m^3
Ambient Temperature：23.2 ℃

DASY5 Configuration:
- Probe: AM1DV3 - 3128; ; Calibrated: 2020.6.18
- Sensor-Surface: 0mm (Fix Surface)
- Electronics: DAE4 Sn690; Calibrated: 2020.3.26
- Phantom: HAC Test Arch with AMCC; Type: SD HAC P01 BA;
- Measurement SW: DASY52, Version 52.10 (4); SEMCAD X Version 14.6.14 (7483)

Ch26340/y (transversal) 4.2mm 50 x 50/ABM Interpolated SNR(x,y,z) (121x121x1):

Interpolated grid: dx=1.000 mm, dy=1.000 mm
ABM1/ABM2 = 41.81 dB
ABM1 comp = -10.73 dBA/m
BWC Factor = 0.16 dB
Location: -0.8, -19.2, 3.7 mm

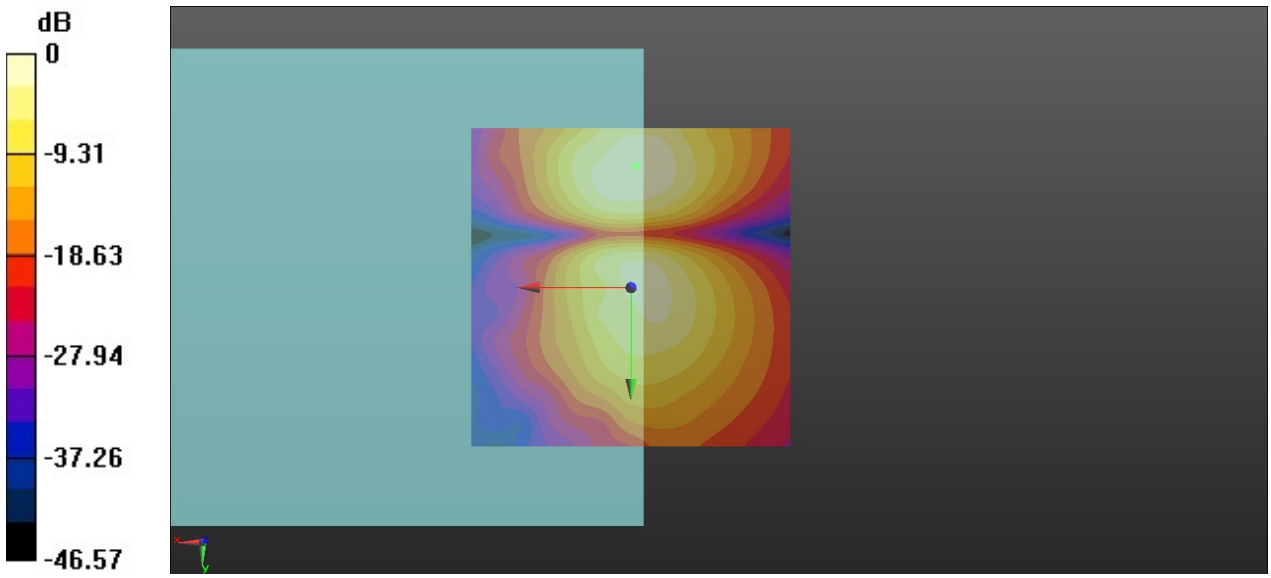

0 dB = 123.2 = 41.81 dB

17_HAC_T-Coil_LTE Band 26_15M_16QAM_1RB_0Offset_WB AMR 23.85Kbps_Ch26865 (Z)

Communication System: UID 0, LTE-FDD (0); Frequency: 831.5 MHz;Duty Cycle: 1:1
Medium: Air Medium parameters used: $\sigma = 0$ S/m, $\varepsilon_r = 1$; $\rho = 0$ kg/m^3
Ambient Temperature：23.2 ℃

DASY5 Configuration:
- Probe: AM1DV3 - 3128; ; Calibrated: 2020.6.18
- Sensor-Surface: 0mm (Fix Surface)
- Electronics: DAE4 Sn690; Calibrated: 2020.3.26
- Phantom: HAC Test Arch with AMCC; Type: SD HAC P01 BA;
- Measurement SW: DASY52, Version 52.10 (4); SEMCAD X Version 14.6.14 (7483)

Ch26865/z (axial) 4.2mm 50 x 50/ABM Interpolated SNR(x,y,z) (121x121x1):

Interpolated grid: dx=1.000 mm, dy=1.000 mm
ABM1/ABM2 = 32.97 dB
ABM1 comp = -6.51 dBA/m
BWC Factor = 0.16 dB
Location: 2.5, -7.9, 3.7 mm

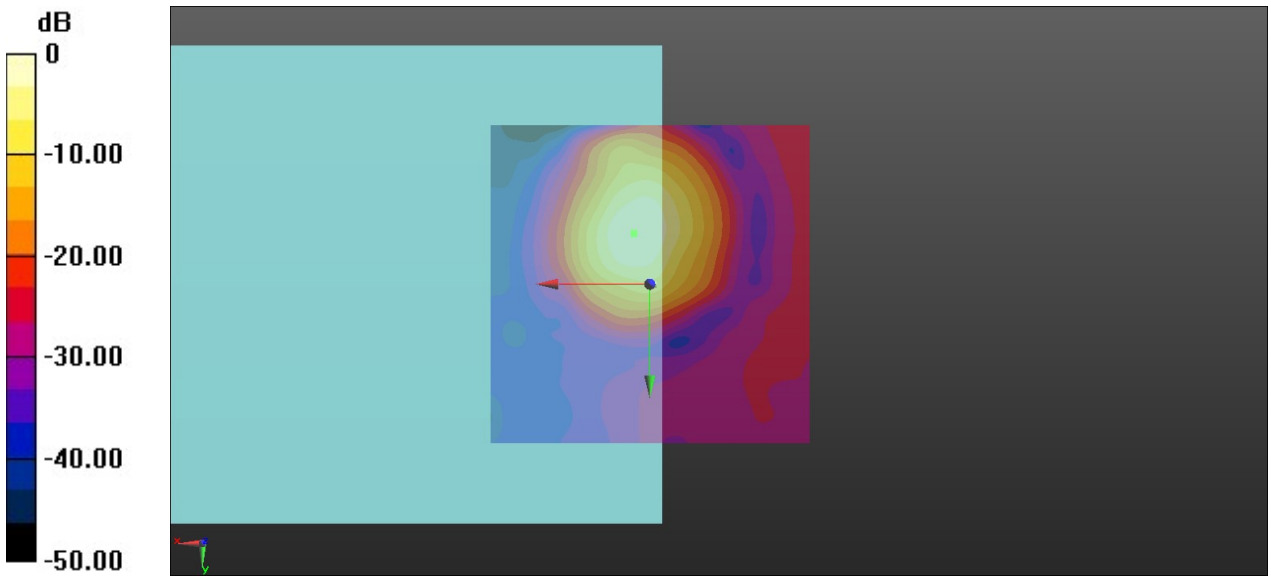

0 dB = 44.53 = 32.97 dB

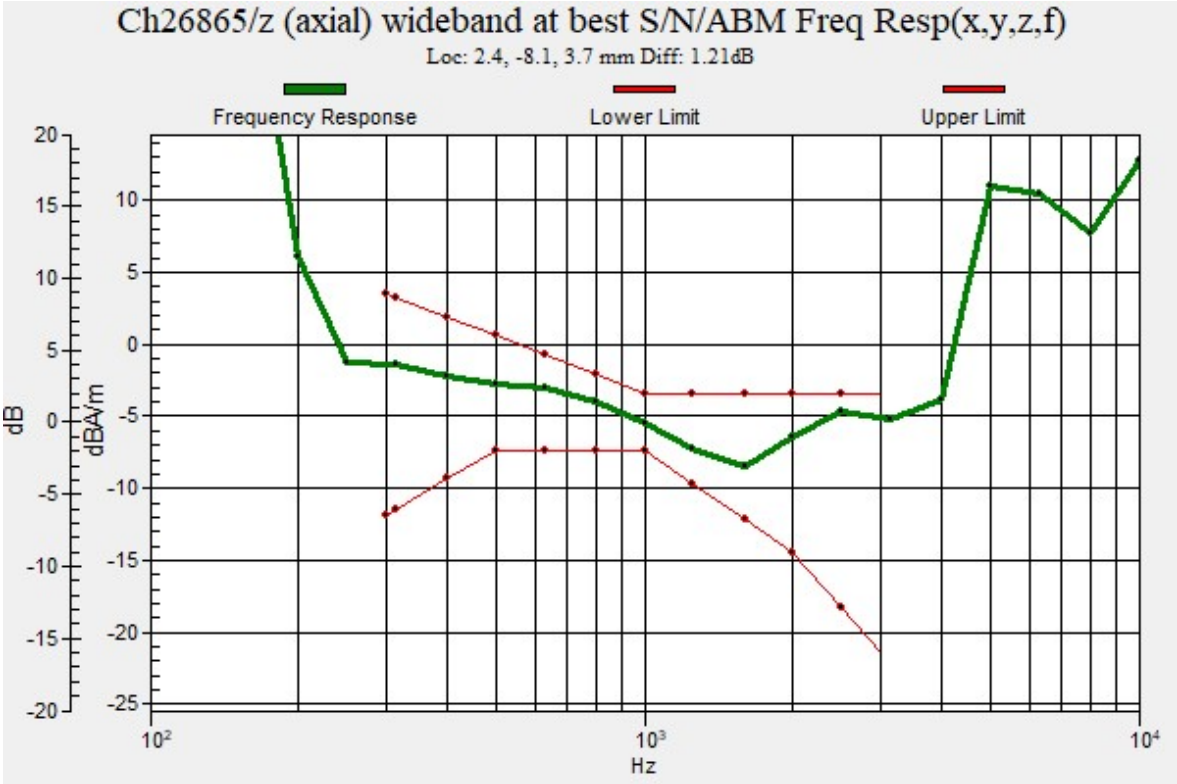
Ch26865/z (axial) wideband at best S/N/ABM Freq Resp(x,y,z,f)
Loc: 2.4, -8.1, 3.7 mm Diff: 1.21dB
Frequency Response
Lower Limit
Upper Limit
dB
dBA/m
Hz

17_HAC_T-Coil_LTE Band 26_15M_16QAM_1RB_0Offset_WB AMR 23.85Kbps_Ch26865 (Y)

Communication System: UID 0, LTE-FDD (0); Frequency: 831.5 MHz;Duty Cycle: 1:1
Medium: Air Medium parameters used: $\sigma = 0$ S/m, $\varepsilon_r = 1$; $\rho = 0$ kg/m^3
Ambient Temperature：23.2 ℃

DASY5 Configuration:
- Probe: AM1DV3 - 3128; ; Calibrated: 2020.6.18
- Sensor-Surface: 0mm (Fix Surface)
- Electronics: DAE4 Sn690; Calibrated: 2020.3.26
- Phantom: HAC Test Arch with AMCC; Type: SD HAC P01 BA;
- Measurement SW: DASY52, Version 52.10 (4); SEMCAD X Version 14.6.14 (7483)

Ch26865/y (transversal) 4.2mm 50 x 50/ABM Interpolated SNR(x,y,z) (121x121x1):

Interpolated grid: dx=1.000 mm, dy=1.000 mm
ABM1/ABM2 = 33.63 dB
ABM1 comp = -16.82 dBA/m
BWC Factor = 0.16 dB
Location: -2.5, 3.7, 3.7 mm

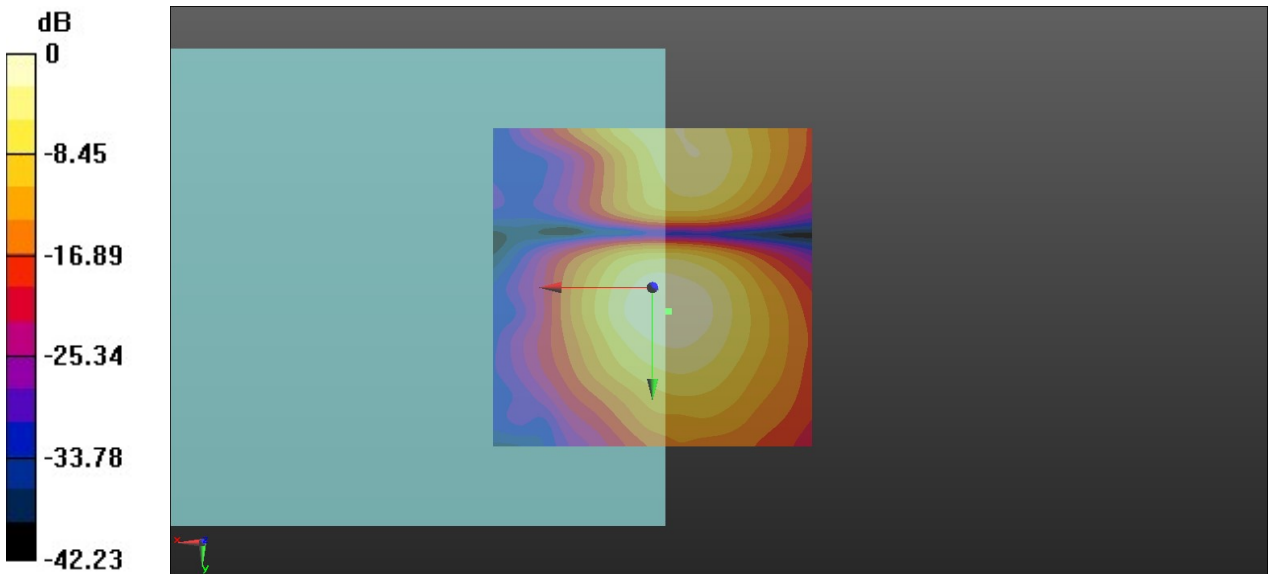

0 dB = 48.04 = 33.63 dB

18_HAC_T-Coil_LTE Band 66_20M_16QAM_1RB_0Offset_WB AMR 23.85Kbps_Ch132322 (Z)

Communication System: UID 0, LTE-FDD (0); Frequency: 1745 MHz;Duty Cycle: 1:1
Medium: Air Medium parameters used: $\sigma = 0$ S/m, $\varepsilon_r = 1$; $\rho = 0$ kg/m^3
Ambient Temperature：23.2 ℃

DASY5 Configuration:
- Probe: AM1DV3 - 3128; ; Calibrated: 2020.6.18
- Sensor-Surface: 0mm (Fix Surface)
- Electronics: DAE4 Sn690; Calibrated: 2020.3.26
- Phantom: HAC Test Arch with AMCC; Type: SD HAC P01 BA;
- Measurement SW: DASY52, Version 52.10 (4); SEMCAD X Version 14.6.14 (7483)

Ch132322/z (axial) 4.2mm 50 x 50/ABM Interpolated SNR(x,y,z) (121x121x1):

Interpolated grid: dx=1.000 mm, dy=1.000 mm
ABM1/ABM2 = 37.24 dB
ABM1 comp = -4.73 dBA/m
BWC Factor = 0.16 dB
Location: 3.8, -11.3, 3.7 mm



0 dB = 72.74 = 37.24 dB

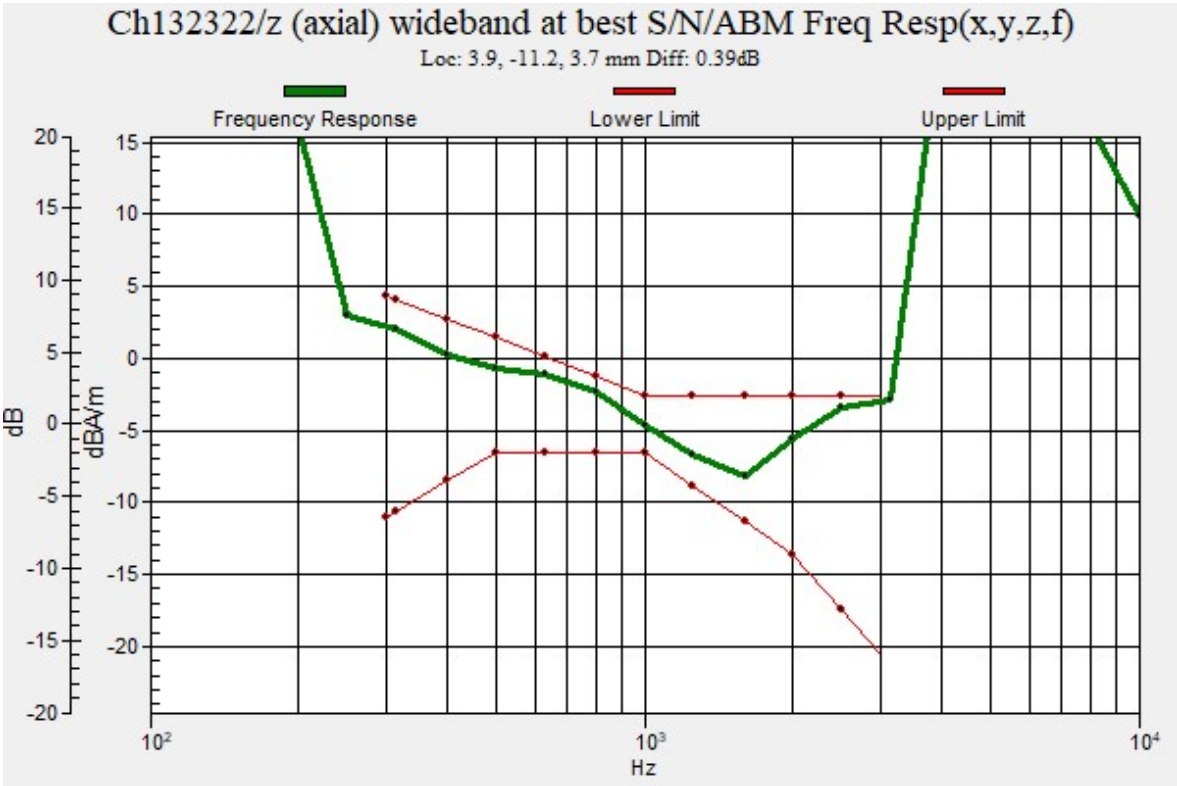
Ch132322/z (axial) wideband at best S/N/ABM Freq Resp(x,y,z,f)
Loc: 3.9, -11.2, 3.7 mm Diff: 0.39dB
Frequency Response
Lower Limit
Upper Limit
dB
dBA/m
Hz

18_HAC_T-Coil_LTE Band 66_20M_16QAM_1RB_0Offset_WB AMR 23.85Kbps_Ch132322 (Y)

Communication System: UID 0, LTE-FDD (0); Frequency: 1745 MHz;Duty Cycle: 1:1
Medium: Air Medium parameters used: $\sigma = 0$ S/m, $\varepsilon_r = 1$; $\rho = 0$ kg/m^3
Ambient Temperature：23.2 ℃

DASY5 Configuration:
- Probe: AM1DV3 - 3128; ; Calibrated: 2020.6.18
- Sensor-Surface: 0mm (Fix Surface)
- Electronics: DAE4 Sn690; Calibrated: 2020.3.26
- Phantom: HAC Test Arch with AMCC; Type: SD HAC P01 BA;
- Measurement SW: DASY52, Version 52.10 (4); SEMCAD X Version 14.6.14 (7483)

Ch132322/y (transversal) 4.2mm 50 x 50/ABM Interpolated SNR(x,y,z) (121x121x1): Interpolated grid: dx=1.000 mm, dy=1.000 mm
ABM1/ABM2 = 34.36 dB
ABM1 comp = -16.51 dBA/m
BWC Factor = 0.16 dB
Location: -2.1, 3.7, 3.7 mm

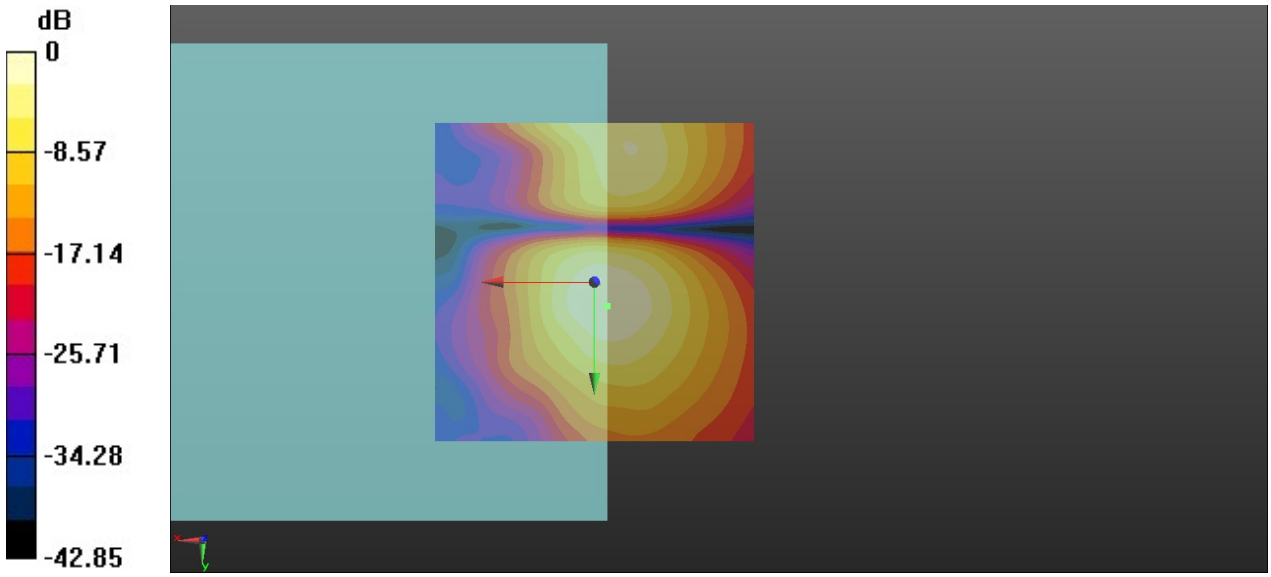

0 dB = 52.22 = 34.36 dB

19_HAC_T-Coil_LTE Band 71_20M_16QAM_1RB_0Offset_WB AMR 23.85Kbps_Ch133322 (Z)

Communication System: UID 0, LTE-FDD (0); Frequency: 683 MHz;Duty Cycle: 1:1
Medium: Air Medium parameters used: $\sigma = 0$ S/m, $\varepsilon_r = 1$; $\rho = 0$ kg/m^3
Ambient Temperature：23.2 ℃

DASY5 Configuration:
- Probe: AM1DV3 - 3128; ; Calibrated: 2020.6.18
- Sensor-Surface: 0mm (Fix Surface)
- Electronics: DAE4 Sn690; Calibrated: 2020.3.26
- Phantom: HAC Test Arch with AMCC; Type: SD HAC P01 BA;
- Measurement SW: DASY52, Version 52.10 (4); SEMCAD X Version 14.6.14 (7483)

Ch133322/z (axial) 4.2mm 50 x 50/ABM Interpolated SNR(x,y,z) (121x121x1):

Interpolated grid: dx=1.000 mm, dy=1.000 mm
ABM1/ABM2 = 36.78 dB
ABM1 comp = -5.85 dBA/m
BWC Factor = 0.16 dB
Location: 2.9, -9.2, 3.7 mm

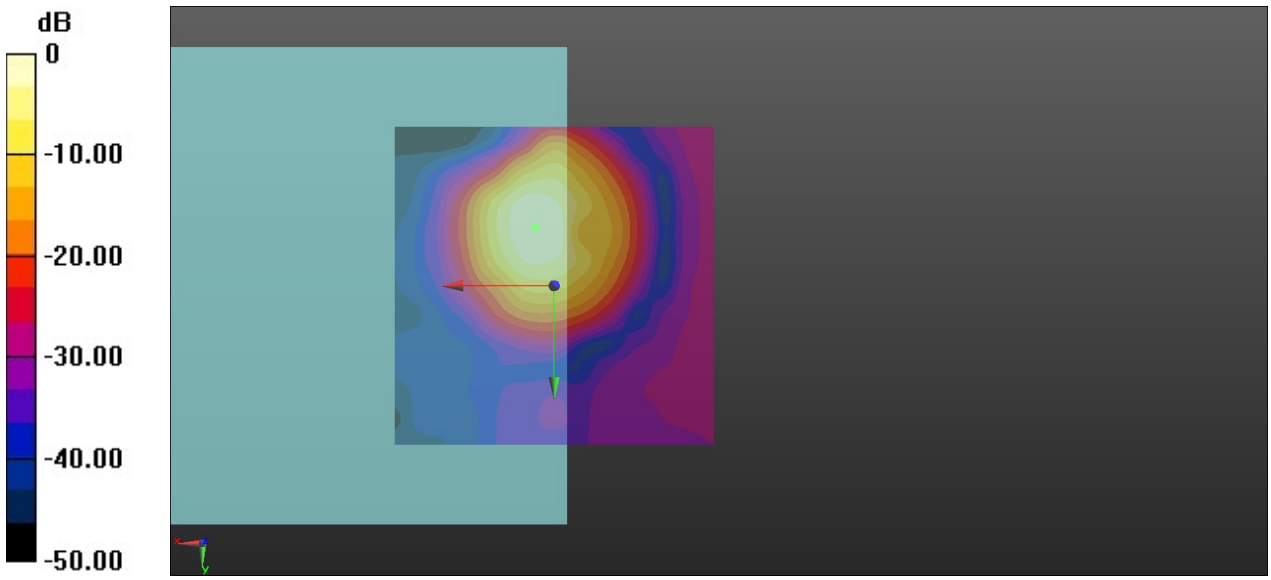

0 dB = 69.05 = 36.78 dB

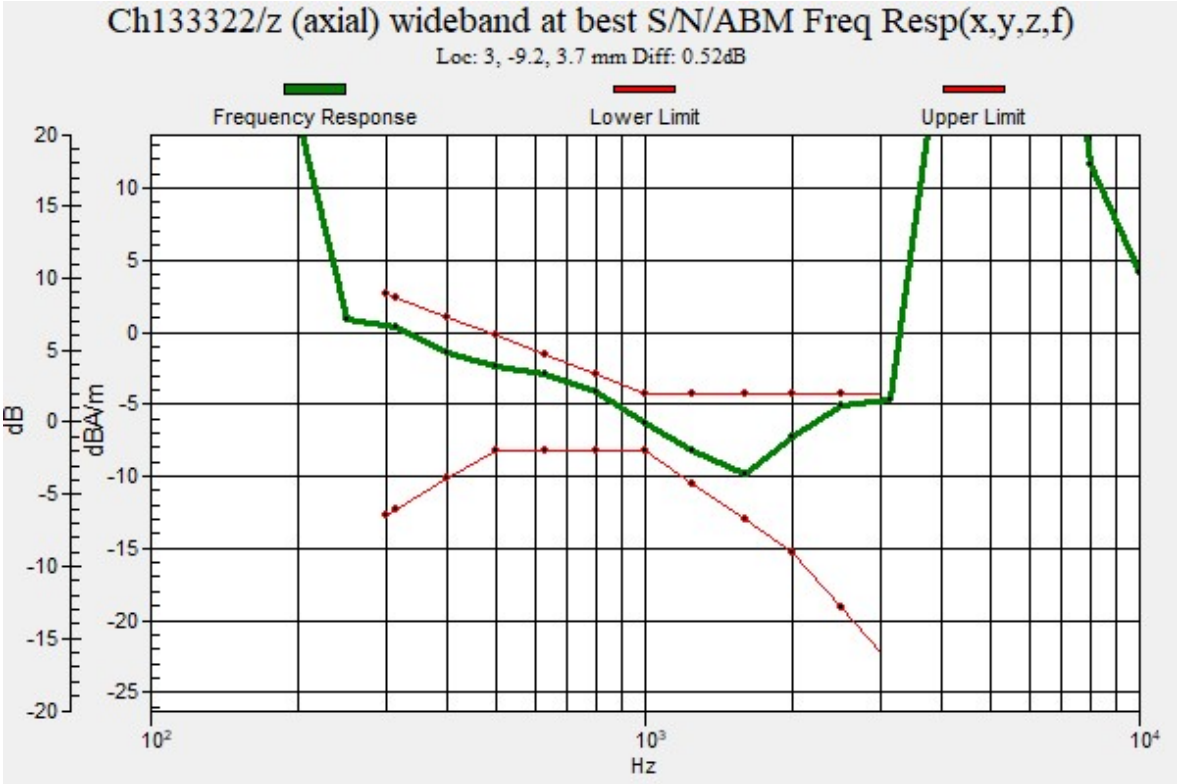
Ch133322/z (axial) wideband at best S/N/ABM Freq Resp(x,y,z,f)
Loc: 3, -9.2, 3.7 mm Diff: 0.52dB
Frequency Response
Lower Limit
Upper Limit
dB
dBA/m
Hz

19_HAC_T-Coil_LTE Band 71_20M_16QAM_1RB_0Offset_WB AMR 23.85Kbps_Ch133322 (Y)

Communication System: UID 0, LTE-FDD (0); Frequency: 683 MHz;Duty Cycle: 1:1
Medium: Air Medium parameters used: $\sigma = 0$ S/m, $\varepsilon_r = 1$; $\rho = 0$ kg/m^3
Ambient Temperature：23.2 ℃

DASY5 Configuration:
- Probe: AM1DV3 - 3128; ; Calibrated: 2020.6.18
- Sensor-Surface: 0mm (Fix Surface)
- Electronics: DAE4 Sn690; Calibrated: 2020.3.26
- Phantom: HAC Test Arch with AMCC; Type: SD HAC P01 BA;
- Measurement SW: DASY52, Version 52.10 (4); SEMCAD X Version 14.6.14 (7483)

Ch133322/y (transversal) 4.2mm 50 x 50/ABM Interpolated SNR(x,y,z) (121x121x1): Interpolated grid: dx=1.000 mm, dy=1.000 mm
ABM1/ABM2 = 33.83 dB
ABM1 comp = -16.42 dBA/m
BWC Factor = 0.16 dB
Location: -2.9, 0.4, 3.7 mm

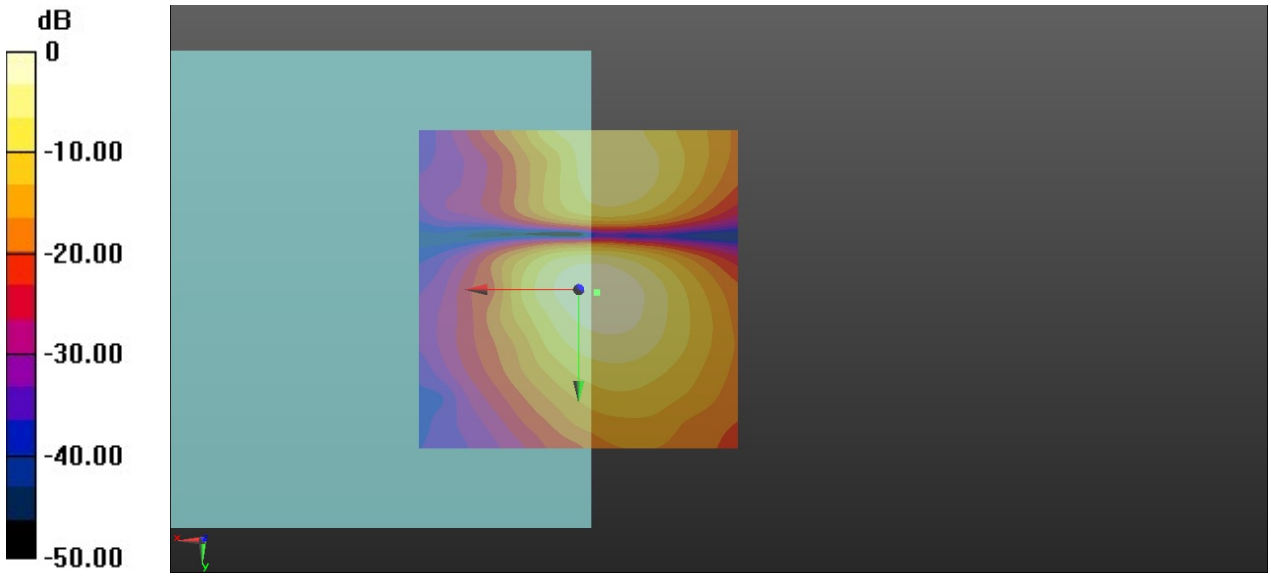

0 dB = 49.17 = 33.83 dB

20_HAC_T-Coil_LTE Band 38_20M_16QAM_1RB_0Offset_EVS WB 128Kbps_Ch38000 (Z)

Communication System: UID 0, LTE-TDD (0); Frequency: 2595 MHz;Duty Cycle: 1:1.59
Medium: Air Medium parameters used: $\sigma = 0$ S/m, $\varepsilon_r = 1$; $\rho = 0$ kg/m^3
Ambient Temperature：23.2 ℃

DASY5 Configuration:
- Probe: AM1DV3 - 3128; ; Calibrated: 2020.6.18
- Sensor-Surface: 0mm (Fix Surface)
- Electronics: DAE4 Sn690; Calibrated: 2020.3.26
- Phantom: HAC Test Arch with AMCC; Type: SD HAC P01 BA;
- Measurement SW: DASY52, Version 52.10 (4); SEMCAD X Version 14.6.14 (7483)

Ch38000/z (axial) 4.2mm 50 x 50/ABM Interpolated SNR(x,y,z) (121x121x1):

Interpolated grid: dx=1.000 mm, dy=1.000 mm
ABM1/ABM2 = 38.18 dB
ABM1 comp = -1.16 dBA/m
BWC Factor = 0.16 dB
Location: 2.5, -8.8, 3.7 mm



0 dB = 81.08 = 38.18 dB

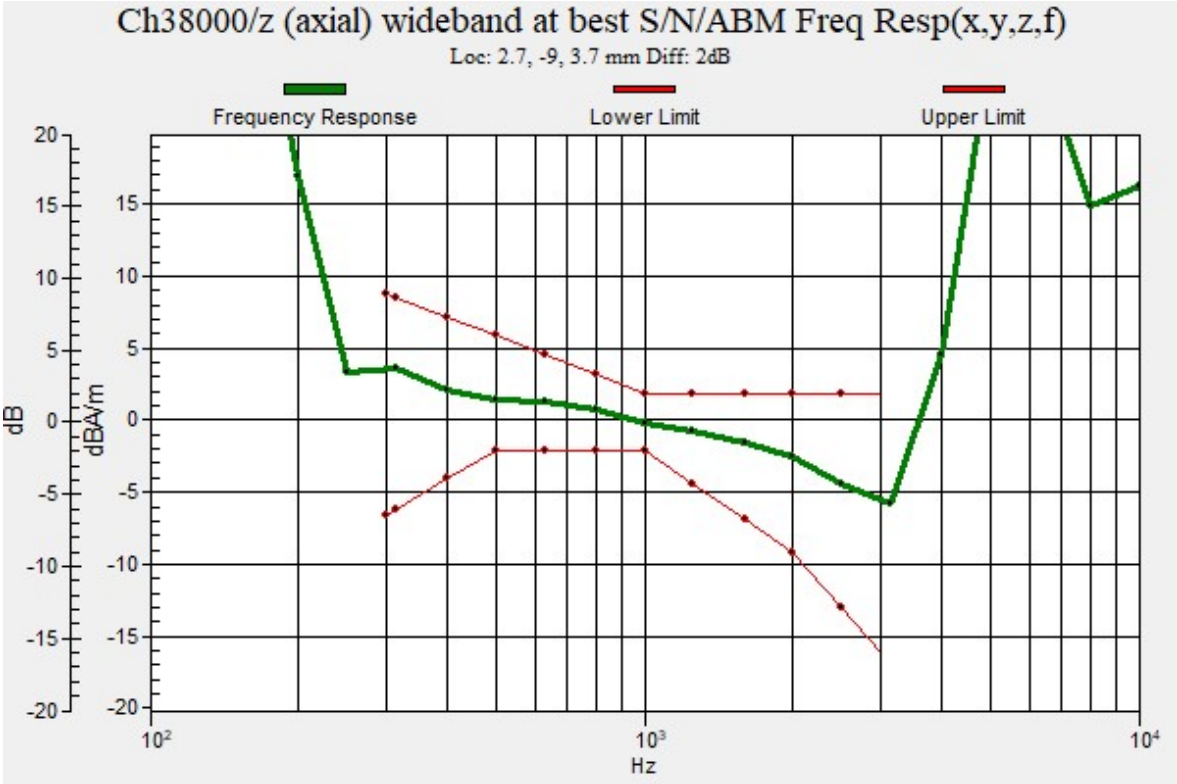
Ch38000/z (axial) wideband at best S/N/ABM Freq Resp(x,y,z,f)
Loc: 2.7, -9, 3.7 mm Diff: 2dB
Frequency Response
Lower Limit
Upper Limit
dB
dBA/m
20
15
10
5
0
-5
-10
-15
-20
10^2
10^3
10^4
Hz

20_HAC_T-Coil_LTE Band 38_20M_16QAM_1RB_0Offset_EVS WB 128Kbps_Ch38000 (Y)

Communication System: UID 0, LTE-TDD (0); Frequency: 2595 MHz;Duty Cycle: 1:1.59038
Medium: Air Medium parameters used: $\sigma = 0$ S/m, $\varepsilon_r = 1$; $\rho = 0$ kg/m^3
Ambient Temperature：23.2 ℃

DASY5 Configuration:
- Probe: AM1DV3 - 3128; ; Calibrated: 2020.6.18
- Sensor-Surface: 0mm (Fix Surface)
- Electronics: DAE4 Sn690; Calibrated: 2020.3.26
- Phantom: HAC Test Arch with AMCC; Type: SD HAC P01 BA;
- Measurement SW: DASY52, Version 52.10 (4); SEMCAD X Version 14.6.14 (7483)

Ch38000/y (transversal) 4.2mm 50 x 50/ABM Interpolated SNR(x,y,z) (121x121x1):

Interpolated grid: dx=1.000 mm, dy=1.000 mm
ABM1/ABM2 = 34.55 dB
ABM1 comp = -13.61 dBA/m
BWC Factor = 0.16 dB
Location: -2.5, 4.2, 3.7 mm

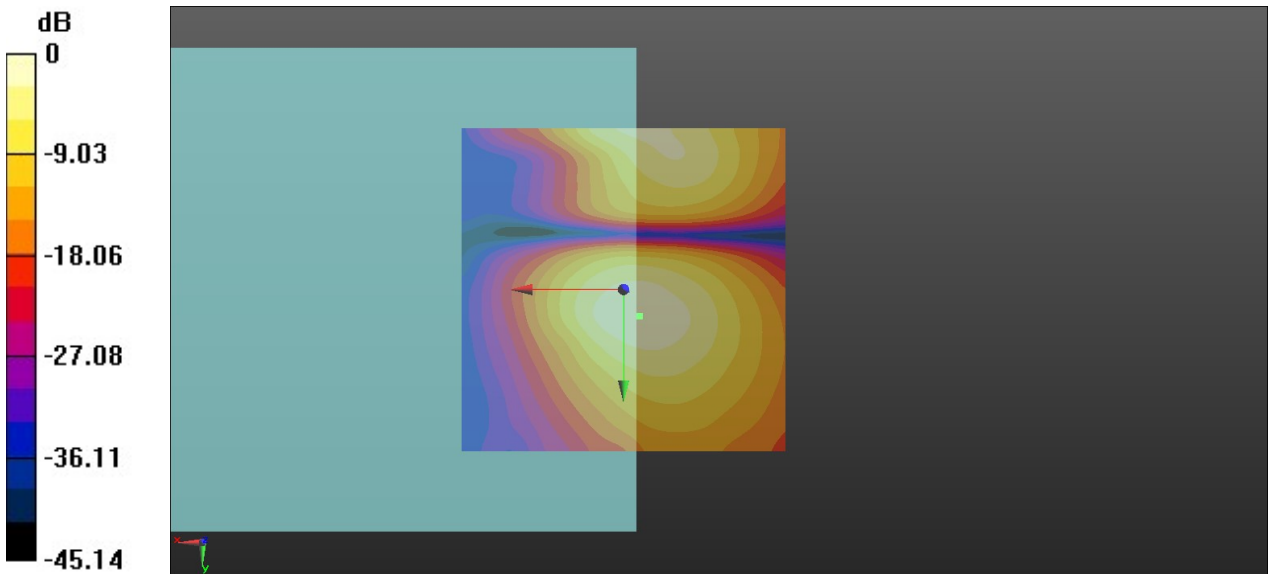

0 dB = 53.39 = 34.55 dB

21_HAC_T-Coil_LTE Band 41_20M_16QAM_1RB_0Offset_NB AMR 4.75Kbps_Ch40620 (Z)

Communication System: UID 0, LTE-TDD (0); Frequency: 2593 MHz;Duty Cycle: 1:1.59
Medium: Air Medium parameters used: $\sigma = 0$ S/m, $\varepsilon_r = 1$; $\rho = 0$ kg/m^3
Ambient Temperature：23.2 ℃

DASY5 Configuration:
- Probe: AM1DV3 - 3128; ; Calibrated: 2020.6.18
- Sensor-Surface: 0mm (Fix Surface)
- Electronics: DAE4 Sn690; Calibrated: 2020.3.26
- Phantom: HAC Test Arch with AMCC; Type: SD HAC P01 BA;
- Measurement SW: DASY52, Version 52.10 (4); SEMCAD X Version 14.6.14 (7483)

Ch40620/z (axial) 4.2mm 50 x 50/ABM Interpolated SNR(x,y,z) (121x121x1):

Interpolated grid: dx=1.000 mm, dy=1.000 mm
ABM1/ABM2 = 31.67 dB
ABM1 comp = -5.44 dBA/m
BWC Factor = 0.16 dB
Location: -0.8, -5.8, 3.7 mm

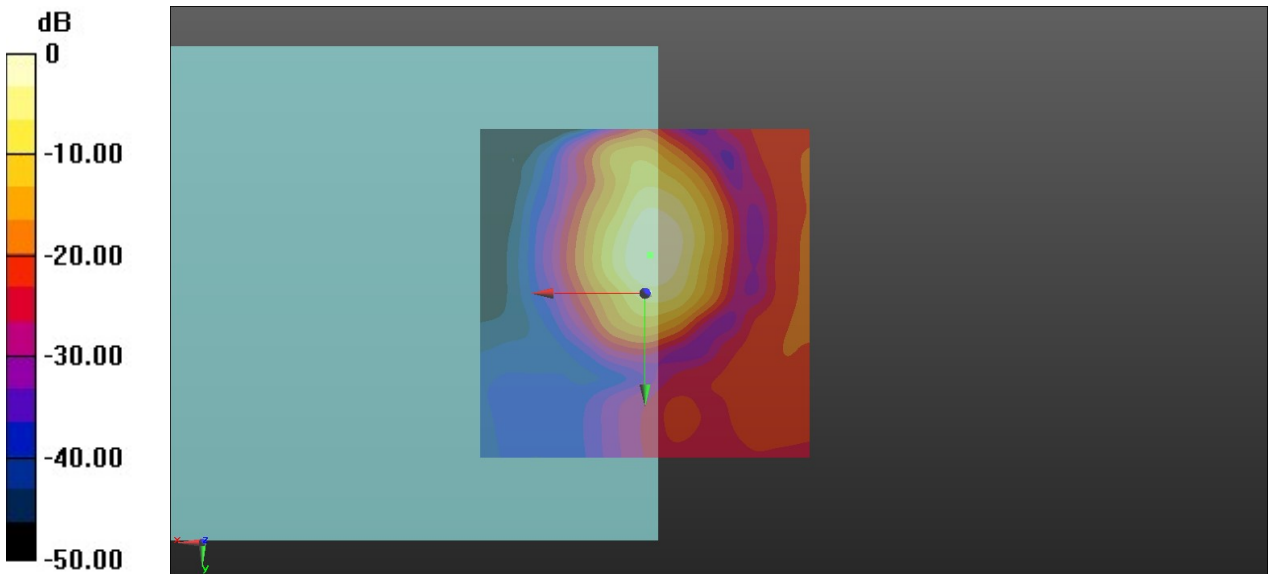

0 dB = 38.32 = 31.67 dB

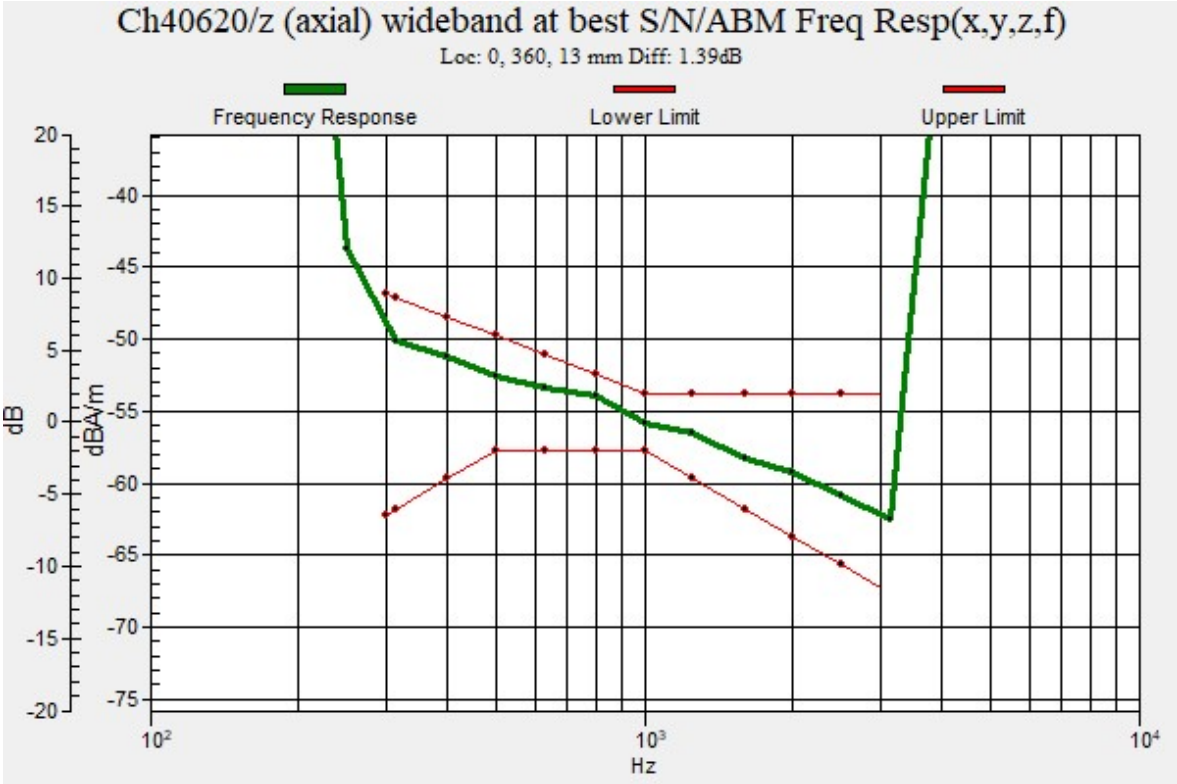
Ch40620/z (axial) wideband at best S/N/ABM Freq Resp(x,y,z,f)
Loc: 0, 360, 13 mm Diff: 1.39dB
Frequency Response
Lower Limit
Upper Limit
dB
dBA/m
Hz
20
15
10
5
0
-5
-10
-15
-20
-40
-45
-50
-55
-60
-65
-70
-75
10^2
10^3
10^4