WCDMA Band IV (RMC 12.2Kbps)	
Lowest Band Edge	**Highest Band Edge**

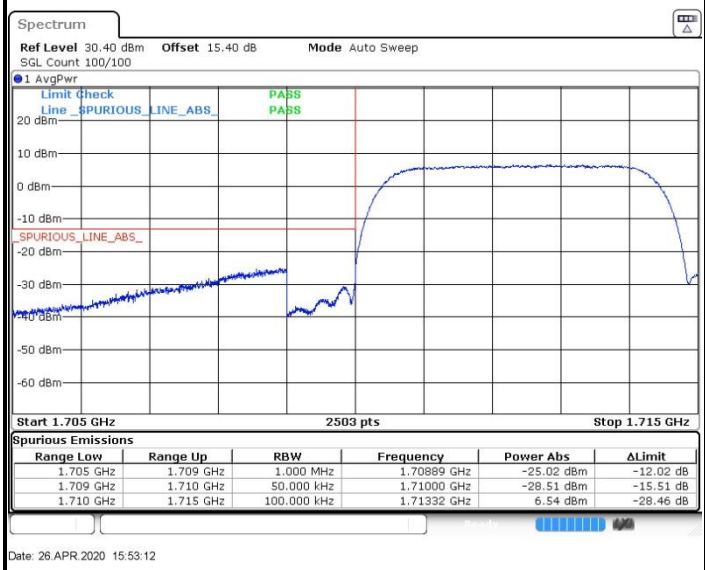

Spurious Emissions

Range Low	Range Up	RBW	Frequency	Power Abs	ΔLimit
1.705 GHz	1.709 GHz	1.000 MHz	1.70889 GHz	-25.02 dBm	-12.02 dB
1.709 GHz	1.710 GHz	50.000 kHz	1.71000 GHz	-28.51 dBm	-15.51 dB
1.710 GHz	1.715 GHz	100.000 kHz	1.71332 GHz	6.54 dBm	-28.46 dB

Date: 26.APR.2020 15:53:12

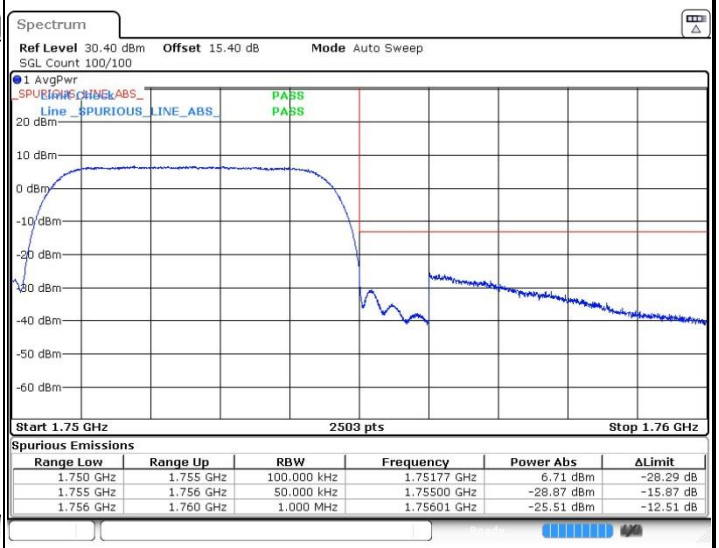

Spurious Emissions

Range Low	Range Up	RBW	Frequency	Power Abs	ΔLimit
1.750 GHz	1.755 GHz	100.000 kHz	1.75177 GHz	6.71 dBm	-28.29 dB
1.755 GHz	1.756 GHz	50.000 kHz	1.75500 GHz	-28.87 dBm	-15.87 dB
1.756 GHz	1.760 GHz	1.000 MHz	1.75601 GHz	-25.51 dBm	-12.51 dB

Date: 26.APR.2020 15:53:37

Conducted Spurious Emission

GSM850 (GSM)

Lowest Channel

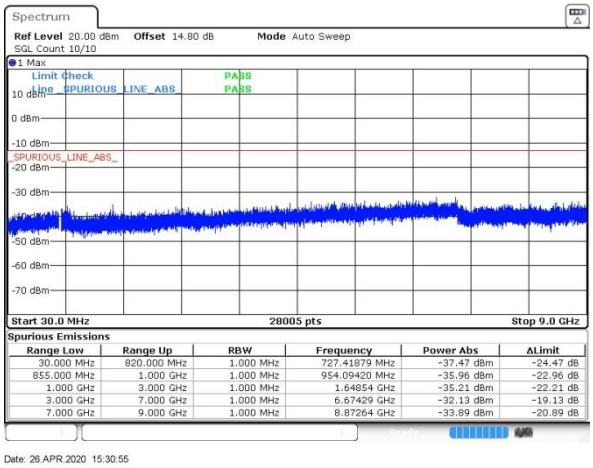

Spurious Emissions

Range Low	Range Up	RBW	Frequency	Power Abs	ΔLimit
30.000 MHz	820.000 MHz	1.000 MHz	727.41879 MHz	-37.47 dBm	-24.47 dB
855.000 MHz	1.000 GHz	1.000 MHz	954.09420 MHz	-35.96 dBm	-22.96 dB
1.000 GHz	3.000 GHz	1.000 MHz	1.64854 GHz	-35.21 dBm	-22.21 dB
3.000 GHz	7.000 GHz	1.000 MHz	6.67429 GHz	-32.13 dBm	-19.13 dB
7.000 GHz	9.000 GHz	1.000 MHz	8.87264 GHz	-33.89 dBm	-20.89 dB

Date: 26.APR.2020 15:30:55

Middle Channel

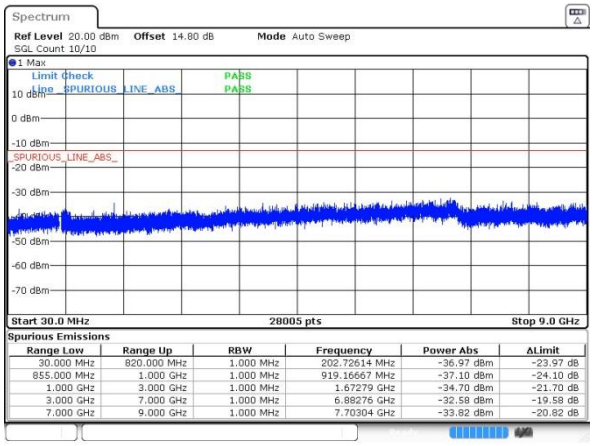

Spurious Emissions

Range Low	Range Up	RBW	Frequency	Power Abs	ΔLimit
30.000 MHz	820.000 MHz	1.000 MHz	202.72614 MHz	-36.97 dBm	-23.97 dB
855.000 MHz	1.000 GHz	1.000 MHz	919.16667 MHz	-37.10 dBm	-24.10 dB
1.000 GHz	3.000 GHz	1.000 MHz	1.67279 GHz	-34.70 dBm	-21.70 dB
3.000 GHz	7.000 GHz	1.000 MHz	6.88276 GHz	-32.58 dBm	-19.58 dB
7.000 GHz	9.000 GHz	1.000 MHz	7.70304 GHz	-33.82 dBm	-20.82 dB

Date: 26.APR.2020 15:31:04

Highest Channel

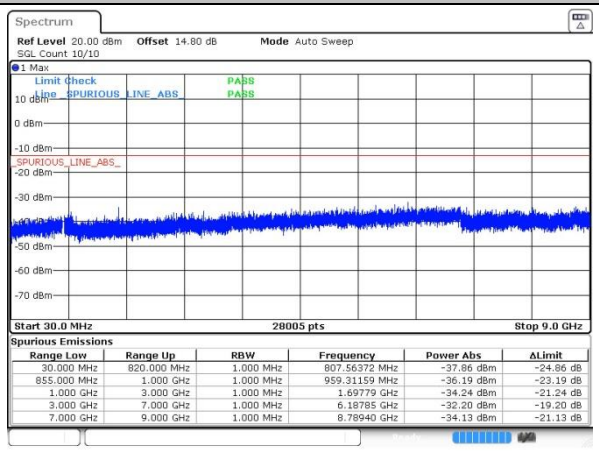

Spurious Emissions

Range Low	Range Up	RBW	Frequency	Power Abs	ΔLimit
30.000 MHz	820.000 MHz	1.000 MHz	807.56372 MHz	-37.86 dBm	-24.86 dB
855.000 MHz	1.000 GHz	1.000 MHz	959.31159 MHz	-36.19 dBm	-23.19 dB
1.000 GHz	3.000 GHz	1.000 MHz	1.69779 GHz	-34.24 dBm	-21.24 dB
3.000 GHz	7.000 GHz	1.000 MHz	6.18785 GHz	-32.20 dBm	-19.20 dB
7.000 GHz	9.000 GHz	1.000 MHz	8.78940 GHz	-34.13 dBm	-21.13 dB

Date: 26.APR.2020 15:31:11

GSM850 (EDGE class 8)

Lowest Channel

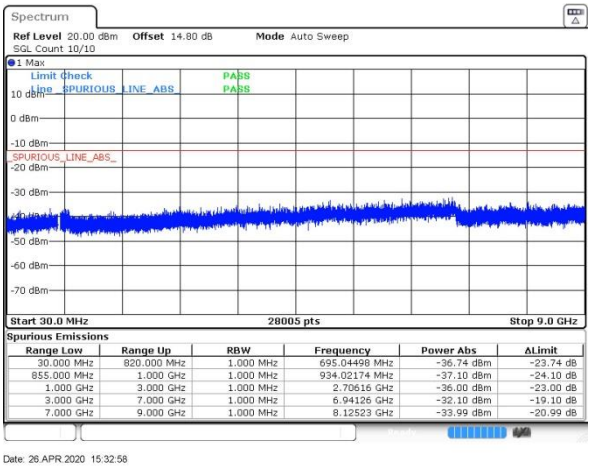

Spurious Emissions

Range Low	Range Up	RBW	Frequency	Power Abs	ΔLimit
30.000 MHz	820.000 MHz	1.000 MHz	695.04498 MHz	-36.74 dBm	-23.74 dB
855.000 MHz	1.000 GHz	1.000 MHz	934.02174 MHz	-37.10 dBm	-24.10 dB
1.000 GHz	3.000 GHz	1.000 MHz	2.70616 GHz	-36.00 dBm	-23.00 dB
3.000 GHz	7.000 GHz	1.000 MHz	6.94126 GHz	-32.10 dBm	-19.10 dB
7.000 GHz	9.000 GHz	1.000 MHz	8.12523 GHz	-33.99 dBm	-20.99 dB

Date: 26.APR.2020 15:32:58

Middle Channel

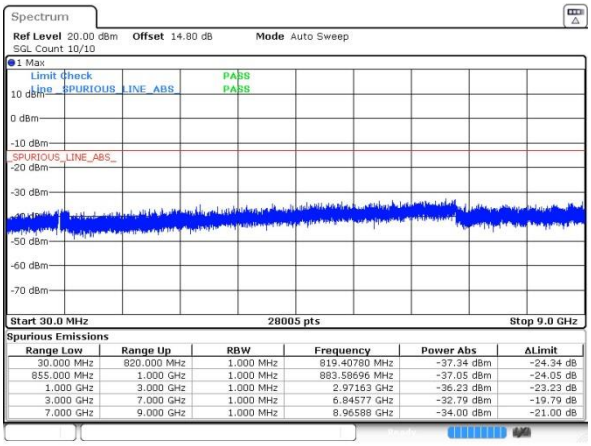

Spurious Emissions

Range Low	Range Up	RBW	Frequency	Power Abs	ΔLimit
30.000 MHz	820.000 MHz	1.000 MHz	819.40780 MHz	-37.34 dBm	-24.34 dB
855.000 MHz	1.000 GHz	1.000 MHz	883.58696 MHz	-37.05 dBm	-24.05 dB
1.000 GHz	3.000 GHz	1.000 MHz	2.97163 GHz	-36.23 dBm	-23.23 dB
3.000 GHz	7.000 GHz	1.000 MHz	6.84577 GHz	-32.79 dBm	-19.79 dB
7.000 GHz	9.000 GHz	1.000 MHz	8.96588 GHz	-34.00 dBm	-21.00 dB

Date: 26.APR.2020 15:33:06

Highest Channel

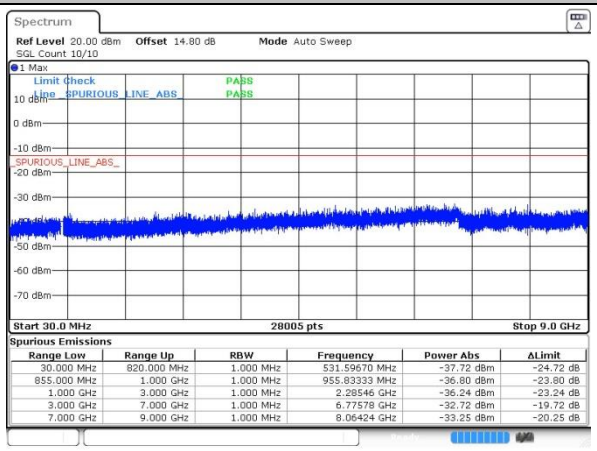

Spurious Emissions

Range Low	Range Up	RBW	Frequency	Power Abs	ΔLimit
30.000 MHz	820.000 MHz	1.000 MHz	531.59670 MHz	-37.72 dBm	-24.72 dB
855.000 MHz	1.000 GHz	1.000 MHz	955.83333 MHz	-36.80 dBm	-23.80 dB
1.000 GHz	3.000 GHz	1.000 MHz	2.28546 GHz	-36.24 dBm	-23.24 dB
3.000 GHz	7.000 GHz	1.000 MHz	6.77578 GHz	-32.72 dBm	-19.72 dB
7.000 GHz	9.000 GHz	1.000 MHz	8.06424 GHz	-33.25 dBm	-20.25 dB

Date: 26.APR.2020 15:33:13

GSM1900 (GSM)

Lowest Channel

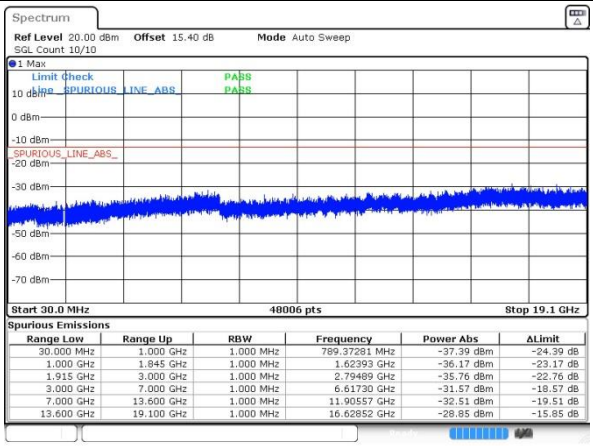

Spurious Emissions

Range Low	Range Up	RBW	Frequency	Power Abs	ΔLimit
30.000 MHz	1.000 GHz	1.000 MHz	789.37281 MHz	-37.39 dBm	-24.39 dB
1.000 GHz	1.845 GHz	1.000 MHz	1.62393 GHz	-36.17 dBm	-23.17 dB
1.915 GHz	3.000 GHz	1.000 MHz	2.79489 GHz	-35.76 dBm	-22.76 dB
3.000 GHz	7.000 GHz	1.000 MHz	6.61730 GHz	-31.57 dBm	-18.57 dB
7.000 GHz	13.600 GHz	1.000 MHz	11.90557 GHz	-32.51 dBm	-19.51 dB
13.600 GHz	19.100 GHz	1.000 MHz	16.62852 GHz	-28.85 dBm	-15.85 dB

Date: 26.APR.2020 15:18:13

Middle Channel

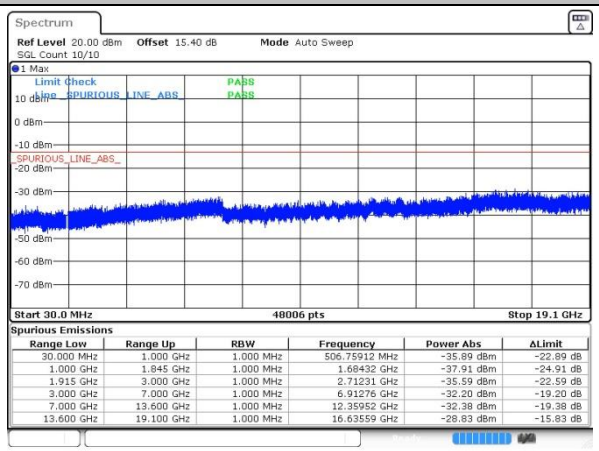

Spurious Emissions

Range Low	Range Up	RBW	Frequency	Power Abs	ΔLimit
30.000 MHz	1.000 GHz	1.000 MHz	506.75912 MHz	-35.89 dBm	-22.89 dB
1.000 GHz	1.845 GHz	1.000 MHz	1.68432 GHz	-37.91 dBm	-24.91 dB
1.915 GHz	3.000 GHz	1.000 MHz	2.71231 GHz	-35.59 dBm	-22.59 dB
3.000 GHz	7.000 GHz	1.000 MHz	6.91276 GHz	-32.20 dBm	-19.20 dB
7.000 GHz	13.600 GHz	1.000 MHz	12.35952 GHz	-32.38 dBm	-19.38 dB
13.600 GHz	19.100 GHz	1.000 MHz	16.63559 GHz	-28.83 dBm	-15.83 dB

Date: 26.APR.2020 15:18:22

Highest Channel

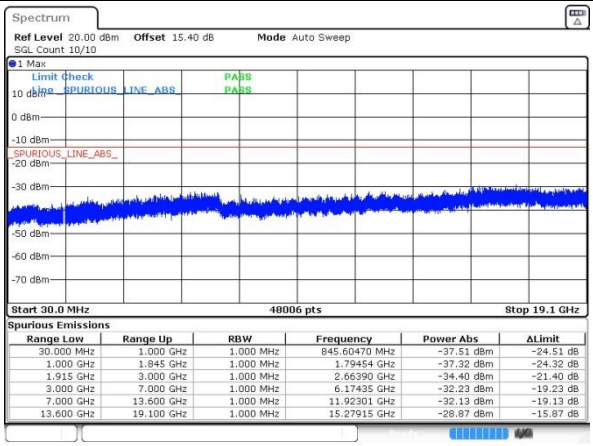

Spurious Emissions

Range Low	Range Up	RBW	Frequency	Power Abs	ΔLimit
30.000 MHz	1.000 GHz	1.000 MHz	845.60470 MHz	-37.51 dBm	-24.51 dB
1.000 GHz	1.845 GHz	1.000 MHz	1.79454 GHz	-37.32 dBm	-24.32 dB
1.915 GHz	3.000 GHz	1.000 MHz	2.66390 GHz	-34.40 dBm	-21.40 dB
3.000 GHz	7.000 GHz	1.000 MHz	6.17435 GHz	-32.23 dBm	-19.23 dB
7.000 GHz	13.600 GHz	1.000 MHz	11.92301 GHz	-32.13 dBm	-19.13 dB
13.600 GHz	19.100 GHz	1.000 MHz	15.27915 GHz	-28.87 dBm	-15.87 dB

Date: 26.APR.2020 15:18:32

GSM1900 (EDGE class 8)

Lowest Channel

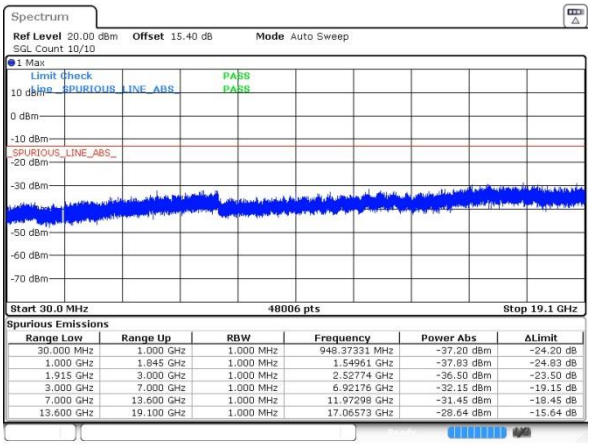

Spurious Emissions

Range Low	Range Up	RBW	Frequency	Power Abs	ΔLimit
30.000 MHz	1.000 GHz	1.000 MHz	948.37331 MHz	-37.20 dBm	-24.20 dB
1.000 GHz	1.845 GHz	1.000 MHz	1.54961 GHz	-37.83 dBm	-24.83 dB
1.915 GHz	3.000 GHz	1.000 MHz	2.52774 GHz	-36.50 dBm	-23.50 dB
3.000 GHz	7.000 GHz	1.000 MHz	6.92176 GHz	-32.15 dBm	-19.15 dB
7.000 GHz	13.600 GHz	1.000 MHz	11.97298 GHz	-31.45 dBm	-18.45 dB
13.600 GHz	19.100 GHz	1.000 MHz	17.06573 GHz	-28.64 dBm	-15.64 dB

Date: 26.APR.2020 15:28:16

Middle Channel

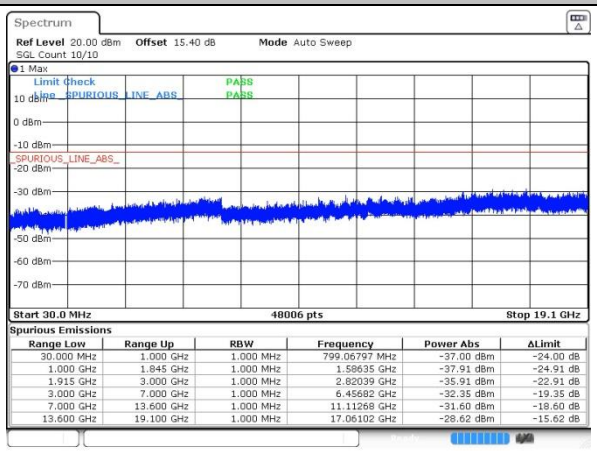

Spurious Emissions

Range Low	Range Up	RBW	Frequency	Power Abs	ΔLimit
30.000 MHz	1.000 GHz	1.000 MHz	799.06797 MHz	-37.00 dBm	-24.00 dB
1.000 GHz	1.845 GHz	1.000 MHz	1.58635 GHz	-37.91 dBm	-24.91 dB
1.915 GHz	3.000 GHz	1.000 MHz	2.82039 GHz	-35.91 dBm	-22.91 dB
3.000 GHz	7.000 GHz	1.000 MHz	6.45682 GHz	-32.35 dBm	-19.35 dB
7.000 GHz	13.600 GHz	1.000 MHz	11.11268 GHz	-31.60 dBm	-18.60 dB
13.600 GHz	19.100 GHz	1.000 MHz	17.06102 GHz	-28.62 dBm	-15.62 dB

Date: 26.APR.2020 15:28:29

Highest Channel

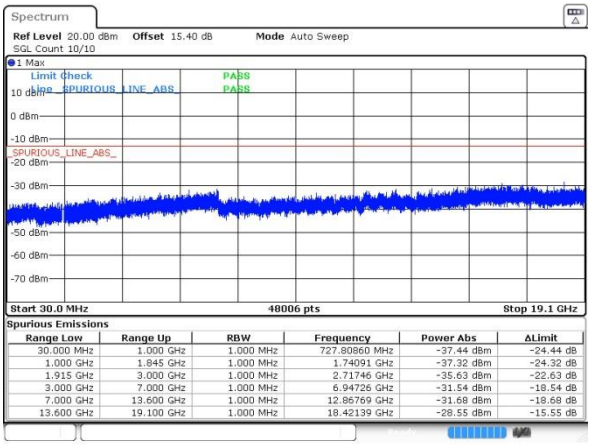

Spurious Emissions

Range Low	Range Up	RBW	Frequency	Power Abs	ΔLimit
30.000 MHz	1.000 GHz	1.000 MHz	727.80860 MHz	-37.44 dBm	-24.44 dB
1.000 GHz	1.845 GHz	1.000 MHz	1.74091 GHz	-37.32 dBm	-24.32 dB
1.915 GHz	3.000 GHz	1.000 MHz	2.71746 GHz	-35.63 dBm	-22.63 dB
3.000 GHz	7.000 GHz	1.000 MHz	6.94726 GHz	-31.54 dBm	-18.54 dB
7.000 GHz	13.600 GHz	1.000 MHz	12.86769 GHz	-31.68 dBm	-18.68 dB
13.600 GHz	19.100 GHz	1.000 MHz	18.42139 GHz	-28.55 dBm	-15.55 dB

Date: 26.APR.2020 15:28:39

WCDMA Band V (RMC 12.2Kbps)

Lowest Channel

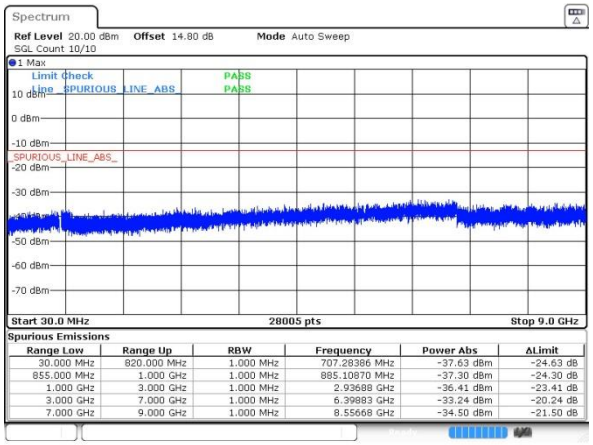

Spurious Emissions

Range Low	Range Up	RBW	Frequency	Power Abs	ΔLimit
30.000 MHz	820.000 MHz	1.000 MHz	707.28386 MHz	-37.63 dBm	-24.63 dB
855.000 MHz	1.000 GHz	1.000 MHz	885.10870 MHz	-37.30 dBm	-24.30 dB
1.000 GHz	3.000 GHz	1.000 MHz	2.93688 GHz	-36.41 dBm	-23.41 dB
3.000 GHz	7.000 GHz	1.000 MHz	6.39883 GHz	-33.24 dBm	-20.24 dB
7.000 GHz	9.000 GHz	1.000 MHz	8.55668 GHz	-34.50 dBm	-21.50 dB

Date: 26.APR.2020 15:42:18

Middle Channel

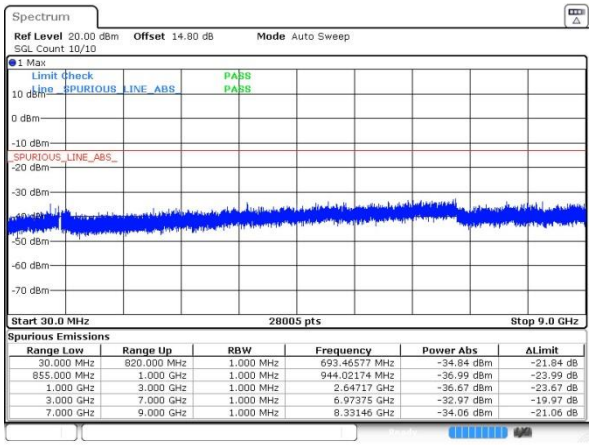

Spurious Emissions

Range Low	Range Up	RBW	Frequency	Power Abs	ΔLimit
30.000 MHz	820.000 MHz	1.000 MHz	693.46577 MHz	-34.84 dBm	-21.84 dB
855.000 MHz	1.000 GHz	1.000 MHz	944.02174 MHz	-36.99 dBm	-23.99 dB
1.000 GHz	3.000 GHz	1.000 MHz	2.64717 GHz	-36.67 dBm	-23.67 dB
3.000 GHz	7.000 GHz	1.000 MHz	6.97375 GHz	-32.97 dBm	-19.97 dB
7.000 GHz	9.000 GHz	1.000 MHz	8.33146 GHz	-34.06 dBm	-21.06 dB

Date: 26.APR.2020 15:42:30

Highest Channel

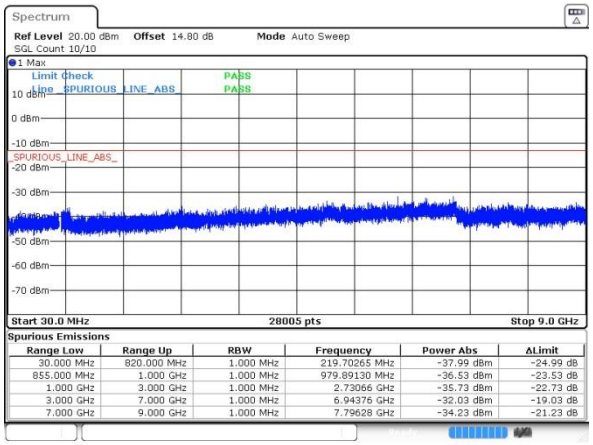

Spurious Emissions

Range Low	Range Up	RBW	Frequency	Power Abs	ΔLimit
30.000 MHz	820.000 MHz	1.000 MHz	219.70265 MHz	-37.99 dBm	-24.99 dB
855.000 MHz	1.000 GHz	1.000 MHz	979.89130 MHz	-36.53 dBm	-23.53 dB
1.000 GHz	3.000 GHz	1.000 MHz	2.73066 GHz	-35.73 dBm	-22.73 dB
3.000 GHz	7.000 GHz	1.000 MHz	6.94376 GHz	-32.03 dBm	-19.03 dB
7.000 GHz	9.000 GHz	1.000 MHz	7.79628 GHz	-34.23 dBm	-21.23 dB

Date: 26.APR.2020 15:42:38

WCDMA Band II (RMC 12.2Kbps)

Lowest Channel

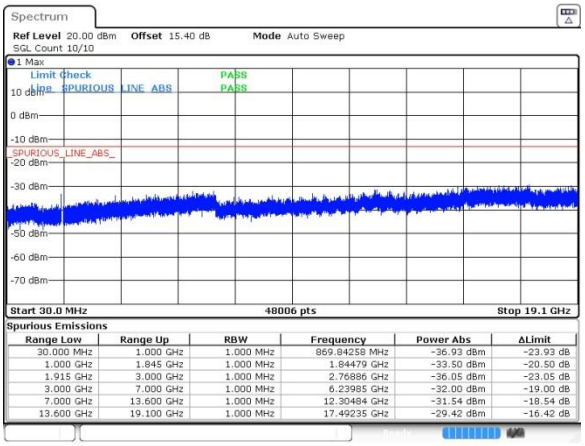

Spurious Emissions

Range Low	Range Up	RBW	Frequency	Power Abs	ΔLimit
30.000 MHz	1.000 GHz	1.000 MHz	869.84258 MHz	-36.93 dBm	-23.93 dB
1.000 GHz	1.845 GHz	1.000 MHz	1.84479 GHz	-33.50 dBm	-20.50 dB
1.915 GHz	3.000 GHz	1.000 MHz	2.76886 GHz	-36.05 dBm	-23.05 dB
3.000 GHz	7.000 GHz	1.000 MHz	6.23985 GHz	-32.00 dBm	-19.00 dB
7.000 GHz	13.600 GHz	1.000 MHz	12.30484 GHz	-31.54 dBm	-18.54 dB
13.600 GHz	19.100 GHz	1.000 MHz	17.49235 GHz	-29.42 dBm	-16.42 dB

Date: 26.APR.2020 15:48:09

Middle Channel

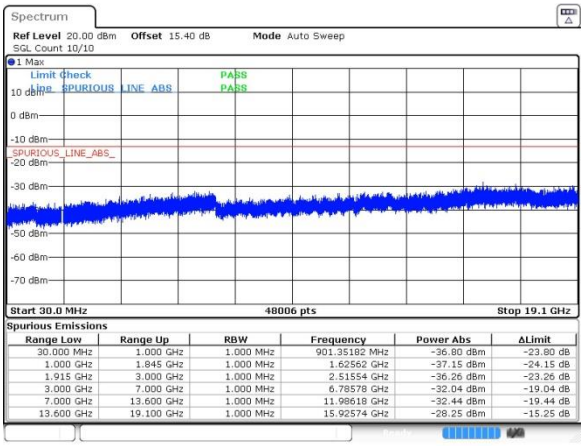

Spurious Emissions

Range Low	Range Up	RBW	Frequency	Power Abs	ΔLimit
30.000 MHz	1.000 GHz	1.000 MHz	901.35182 MHz	-36.80 dBm	-23.80 dB
1.000 GHz	1.845 GHz	1.000 MHz	1.62562 GHz	-37.15 dBm	-24.15 dB
1.915 GHz	3.000 GHz	1.000 MHz	2.51554 GHz	-36.26 dBm	-23.26 dB
3.000 GHz	7.000 GHz	1.000 MHz	6.78578 GHz	-32.04 dBm	-19.04 dB
7.000 GHz	13.600 GHz	1.000 MHz	11.98618 GHz	-32.44 dBm	-19.44 dB
13.600 GHz	19.100 GHz	1.000 MHz	15.92574 GHz	-28.25 dBm	-15.25 dB

Date: 26.APR.2020 15:48:18

Highest Channel

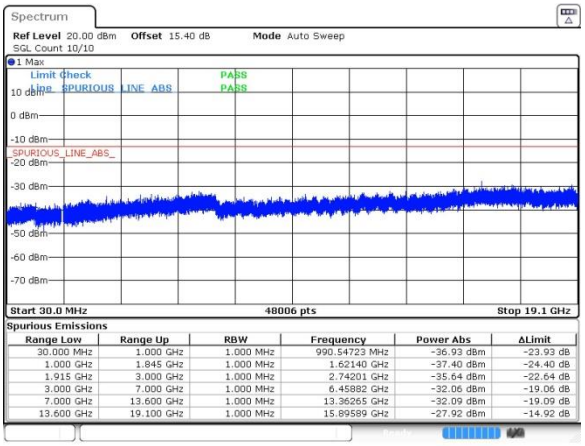

Spurious Emissions

Range Low	Range Up	RBW	Frequency	Power Abs	ΔLimit
30.000 MHz	1.000 GHz	1.000 MHz	990.54723 MHz	-36.93 dBm	-23.93 dB
1.000 GHz	1.845 GHz	1.000 MHz	1.62140 GHz	-37.40 dBm	-24.40 dB
1.915 GHz	3.000 GHz	1.000 MHz	2.74201 GHz	-35.64 dBm	-22.64 dB
3.000 GHz	7.000 GHz	1.000 MHz	6.45882 GHz	-32.06 dBm	-19.06 dB
7.000 GHz	13.600 GHz	1.000 MHz	13.36265 GHz	-32.09 dBm	-19.09 dB
13.600 GHz	19.100 GHz	1.000 MHz	15.89589 GHz	-27.92 dBm	-14.92 dB

Date: 26.APR.2020 15:48:28

WCDMA Band IV (RMC 12.2Kbps)

Lowest Channel

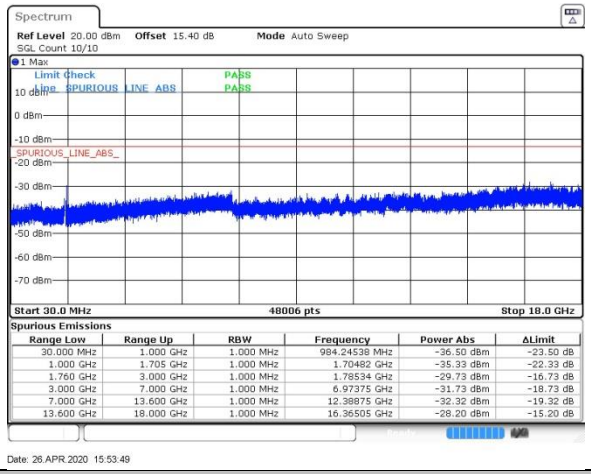

Spurious Emissions

Range Low	Range Up	RBW	Frequency	Power Abs	ΔLimit
30.000 MHz	1.000 GHz	1.000 MHz	984.24538 MHz	-36.50 dBm	-23.50 dB
1.000 GHz	1.705 GHz	1.000 MHz	1.70482 GHz	-35.33 dBm	-22.33 dB
1.760 GHz	3.000 GHz	1.000 MHz	1.78534 GHz	-29.73 dBm	-16.73 dB
3.000 GHz	7.000 GHz	1.000 MHz	6.97375 GHz	-31.73 dBm	-18.73 dB
7.000 GHz	13.600 GHz	1.000 MHz	12.38875 GHz	-32.32 dBm	-19.32 dB
13.600 GHz	18.000 GHz	1.000 MHz	16.36505 GHz	-28.20 dBm	-15.20 dB

Date: 26.APR.2020 15:53:49

Middle Channel

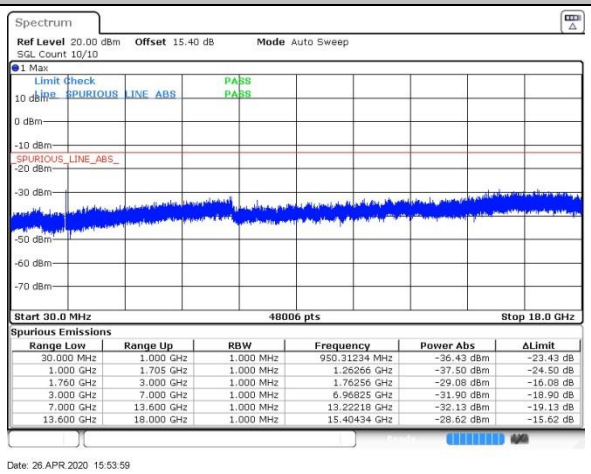

Spurious Emissions

Range Low	Range Up	RBW	Frequency	Power Abs	ΔLimit
30.000 MHz	1.000 GHz	1.000 MHz	950.31234 MHz	-36.43 dBm	-23.43 dB
1.000 GHz	1.705 GHz	1.000 MHz	1.26266 GHz	-37.50 dBm	-24.50 dB
1.760 GHz	3.000 GHz	1.000 MHz	1.76256 GHz	-29.08 dBm	-16.08 dB
3.000 GHz	7.000 GHz	1.000 MHz	6.96825 GHz	-31.90 dBm	-18.90 dB
7.000 GHz	13.600 GHz	1.000 MHz	13.22218 GHz	-32.13 dBm	-19.13 dB
13.600 GHz	18.000 GHz	1.000 MHz	15.40434 GHz	-28.62 dBm	-15.62 dB

Date: 26.APR.2020 15:53:59

Highest Channel

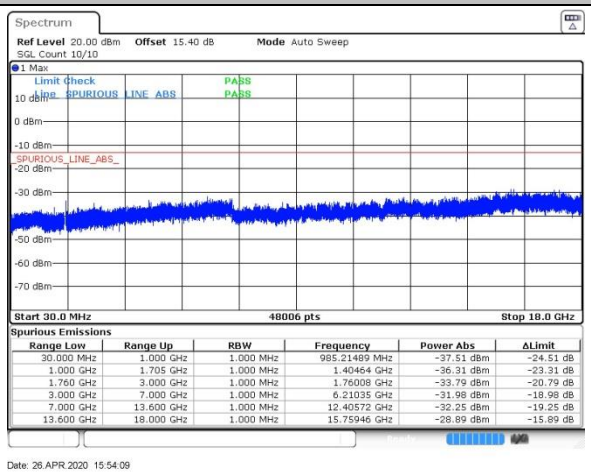

Spurious Emissions

Range Low	Range Up	RBW	Frequency	Power Abs	ΔLimit
30.000 MHz	1.000 GHz	1.000 MHz	985.21489 MHz	-37.51 dBm	-24.51 dB
1.000 GHz	1.705 GHz	1.000 MHz	1.40464 GHz	-36.31 dBm	-23.31 dB
1.760 GHz	3.000 GHz	1.000 MHz	1.76008 GHz	-33.79 dBm	-20.79 dB
3.000 GHz	7.000 GHz	1.000 MHz	6.21035 GHz	-31.98 dBm	-18.98 dB
7.000 GHz	13.600 GHz	1.000 MHz	12.40572 GHz	-32.25 dBm	-19.25 dB
13.600 GHz	18.000 GHz	1.000 MHz	15.75946 GHz	-28.89 dBm	-15.89 dB

Date: 26.APR.2020 15:54:09

Frequency Stability

Test Conditions	Middle Channel	GSM850 (GSM)	GSM850 (EDGE class 8)	Limit 2.5ppm
Temperature (°C)	Voltage (Volt)	Deviation (ppm)		Result
50	Normal Voltage	0.0048	0.0060	PASS
40	Normal Voltage	0.0526	0.0127	
30	Normal Voltage	0.0121	0.0538	
20(Ref.)	Normal Voltage	0.0000	0.0000	
10	Normal Voltage	0.0574	0.0335	
0	Normal Voltage	0.0191	0.0532	
-10	Normal Voltage	0.0074	0.0463	
-20	Normal Voltage	0.0120	0.0162	
-30	Normal Voltage	0.0108	0.0478	
20	Maximum Voltage	0.0426	0.0524	
20	Normal Voltage	0.0155	0.0132	
20	Battery End Point	0.0325	0.0295	

Test Conditions	Middle Channel	GSM1900 (GSM)	GSM1900 (EDGE class 8)	Limit Note 2.
Temperature (°C)	Voltage (Volt)	Deviation (ppm)		Result
50	Normal Voltage	0.0053	0.0005	PASS
40	Normal Voltage	0.0016	0.0016	
30	Normal Voltage	0.0023	0.0021	
20(Ref.)	Normal Voltage	0.0000	0.0000	
10	Normal Voltage	0.0173	0.0252	
0	Normal Voltage	0.0074	0.0186	
-10	Normal Voltage	0.0130	0.0033	
-20	Normal Voltage	0.0218	0.0037	
-30	Normal Voltage	0.0005	0.0213	
20	Maximum Voltage	0.0053	0.0163	
20	Normal Voltage	0.0023	0.0016	
20	Battery End Point	0.0133	0.0011	

Test Conditions	Middle Channel	WCDMA Band V (RMC 12.2KbpsRMC 12.2Kbps)	Limit 2.5ppm
Temperature (°C)	Voltage (Volt)	Deviation (ppm)	Result
50	Normal Voltage	0.0060	PASS
40	Normal Voltage	0.0395	
30	Normal Voltage	0.0442	
20(Ref.)	Normal Voltage	0.0000	
10	Normal Voltage	0.0072	
0	Normal Voltage	0.0395	
-10	Normal Voltage	0.0058	
-20	Normal Voltage	0.0167	
-30	Normal Voltage	0.0321	
20	Maximum Voltage	0.0442	
20	Normal Voltage	0.0155	
20	Battery End Point	0.0012	

Test Conditions	Middle Channel	WCDMA Band II (RMC 12.2Kbps)	Limit Note 2.
Temperature (°C)	Voltage (Volt)	Deviation (ppm)	Result
50	Normal Voltage	0.0186	PASS
40	Normal Voltage	0.0128	
30	Normal Voltage	0.0165	
20(Ref.)	Normal Voltage	0.0000	
10	Normal Voltage	0.0137	
0	Normal Voltage	0.0165	
-10	Normal Voltage	0.0239	
-20	Normal Voltage	0.0005	
-30	Normal Voltage	0.0117	
20	Maximum Voltage	0.0165	
20	Normal Voltage	0.0175	
20	Battery End Point	0.0032	

Test Conditions	Middle Channel	WCDMA Band IV (RMC 12.2Kbps)	Limit Note 2.
Temperature (°C)	Voltage (Volt)	Deviation (ppm)	Result
50	Normal Voltage	0.0069	PASS
40	Normal Voltage	0.0106	
30	Normal Voltage	0.0007	
20(Ref.)	Normal Voltage	0.0000	
10	Normal Voltage	0.0012	
0	Normal Voltage	0.0050	
-10	Normal Voltage	0.0150	
-20	Normal Voltage	0.0177	
-30	Normal Voltage	0.0092	
20	Maximum Voltage	0.0082	
20	Normal Voltage	0.0096	
20	Battery End Point	0.0107	

Note:

1. Normal Voltage = 3.8V ；Battery End Point (BEP) =3.6V.；Maximum Voltage =4.2V
2. The frequency fundamental emissions stay within the authorized frequency block based on the frequency deviation measured is small.

Appendix B. Test Results of Radiated Test

Radiated Spurious Emission

GSM850 (GSM)								
Channel	Frequency (MHz)	ERP (dBm)	Limit (dBm)	Over Limit (dB)	S.G. Power (dBm)	TX Cable loss (dB)	TX Antenna Gain (dBi)	Polarization (H/V)
Middle	1672	-56.69	-13	-43.69	-63.66	1.58	10.70	H
	2510	-50.97	-13	-37.97	-59.22	2.102	12.50	H
	3348	-63.27	-13	-50.27	-72.16	2.856	13.90	H
	1672	-55.76	-13	-42.76	-62.73	1.58	10.70	V
	2510	-56.78	-13	-43.78	-65.03	2.10	12.50	V
	3348	-62.95	-13	-49.95	-71.84	2.86	13.90	V

Remark: Spurious emissions within 30-1000MHz were found more than 20dB below limit line.

GSM850 (EDGE class 8)								
Channel	Frequency (MHz)	ERP (dBm)	Limit (dBm)	Over Limit (dB)	S.G. Power (dBm)	TX Cable loss (dB)	TX Antenna Gain (dBi)	Polarization (H/V)
Middle	1672	-65.46	-13	-52.46	-72.43	1.58	10.70	H
	2508	-63.94	-13	-50.94	-72.19	2.102	12.50	H
	3348	-62.99	-13	-49.99	-71.88	2.856	13.90	H
	1672	-56.26	-13	-43.26	-63.23	1.58	10.70	V
	2510	-58.58	-13	-45.58	-66.83	2.10	12.50	V
	3348	-62.98	-13	-49.98	-71.87	2.86	13.90	V

Remark: Spurious emissions within 30-1000MHz were found more than 20dB below limit line.

GSM1900 (GSM)								
Channel	Frequency (MHz)	ERP (dBm)	Limit (dBm)	Over Limit (dB)	S.G. Power (dBm)	TX Cable loss (dB)	TX Antenna Gain (dBi)	Polarization (H/V)
Middle	3759	-56.96	-13	-43.96	-69.22	2.64	14.90	H
	5640	-53.54	-13	-40.54	-65.40	2.94	14.80	H
	7524	-48.27	-13	-35.27	-58.04	3.39	13.16	H
	3760	-57.15	-13	-44.15	-69.41	2.64	14.90	V
	5640	-53.63	-13	-40.63	-65.49	2.94	14.80	V
	7524	-48.12	-13	-35.12	-57.89	3.39	13.16	V

Remark: Spurious emissions within 30-1000MHz were found more than 20dB below limit line.

GSM1900 (EDGE class 8)								
Channel	Frequency (MHz)	ERP (dBm)	Limit (dBm)	Over Limit (dB)	S.G. Power (dBm)	TX Cable loss (dB)	TX Antenna Gain (dBi)	Polarization (H/V)
Middle	3759	-57.38	-13	-44.38	-69.64	2.64	14.90	H
	5640	-53.48	-13	-40.48	-65.34	2.94	14.80	H
	7524	-48.28	-13	-35.28	-58.05	3.39	13.16	H
	3760	-57.26	-13	-44.26	-69.52	2.64	14.90	V
	5640	-53.92	-13	-40.92	-65.78	2.94	14.80	V
	7524	-47.97	-13	-34.97	-57.74	3.39	13.16	V

Remark: Spurious emissions within 30-1000MHz were found more than 20dB below limit line.

WCDMA Band V(RMC 12.2Kbps)								
Channel	Frequency (MHz)	ERP (dBm)	Limit (dBm)	Over Limit (dB)	S.G. Power (dBm)	TX Cable loss (dB)	TX Antenna Gain (dBi)	Polarization (H/V)
Middle	1674	-65.17	-13	-52.17	-72.14	1.58	10.70	H
	2509.2	-64.43	-13	-51.43	-72.68	2.102	12.50	H
	3348	-62.73	-13	-49.73	-71.62	2.856	13.90	H
	1674	-65.54	-13	-52.54	-72.51	1.58	10.70	V
	2510	-64.27	-13	-51.27	-72.52	2.10	12.50	V
	3348	-62.83	-13	-49.83	-71.72	2.86	13.90	V

Remark: Spurious emissions within 30-1000MHz were found more than 20dB below limit line.

WCDMA Band II(RMC 12.2Kbps)								
Channel	Frequency (MHz)	ERP (dBm)	Limit (dBm)	Over Limit (dB)	S.G. Power (dBm)	TX Cable loss (dB)	TX Antenna Gain (dBi)	Polarization (H/V)
Middle	3759	-57.60	-13	-44.60	-69.86	2.64	14.90	H
	5640	-53.71	-13	-40.71	-65.57	2.94	14.80	H
	7524	-47.45	-13	-34.45	-57.22	3.39	13.16	H
	3760	-57.59	-13	-44.59	-69.85	2.64	14.90	V
	5640	-53.83	-13	-40.83	-65.69	2.94	14.80	V
	7524	-48.28	-13	-35.28	-58.05	3.39	13.16	V

Remark: Spurious emissions within 30-1000MHz were found more than 20dB below limit line.

WCDMA Band IV(RMC 12.2Kbps)								
Channel	Frequency (MHz)	ERP (dBm)	Limit (dBm)	Over Limit (dB)	S.G. Power (dBm)	TX Cable loss (dB)	TX Antenna Gain (dBi)	Polarization (H/V)
Middle	3465	-59.23	-13	-46.23	-69.97	2.604	13.34	H
	5197.8	-54.32	-13	-41.32	-64.83	3.011	13.52	H
	6936	-50.11	-13	-37.11	-60.31	3.271	13.47	H
	3465.2	-59.50	-13	-46.50	-70.24	2.604	13.34	V
	5199	-54.36	-13	-41.36	-64.87	3.011	13.52	V
	6936	-50.03	-13	-37.03	-60.23	3.271	13.47	V

Remark: Spurious emissions within 30-1000MHz were found more than 20dB below limit line.