WCDMA Band V (RMC 12.2Kbps)

Lowest Channel

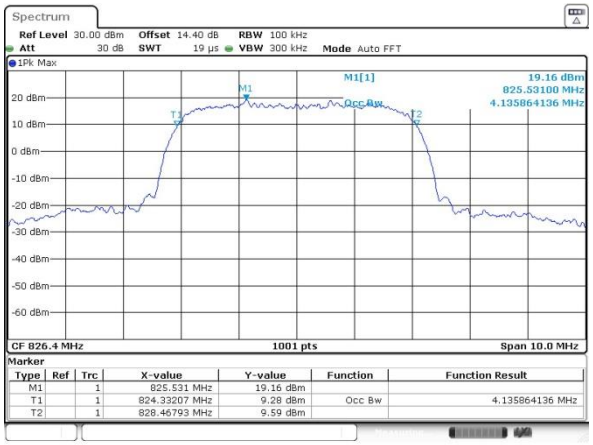

Middle Channel

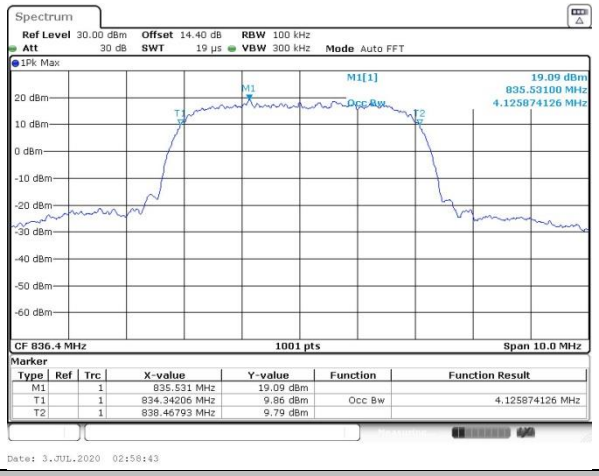

Highest Channel

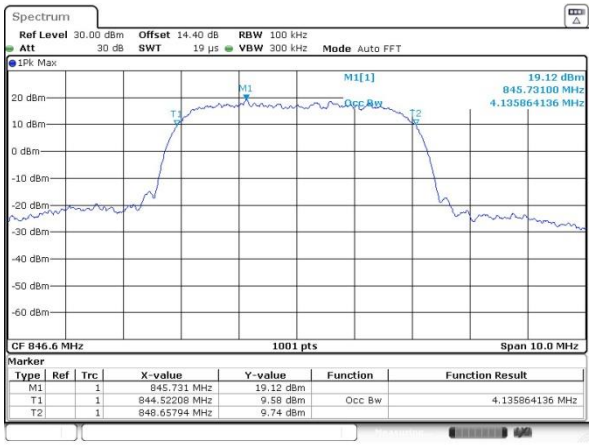

WCDMA Band II (RMC 12.2Kbps)

Lowest Channel

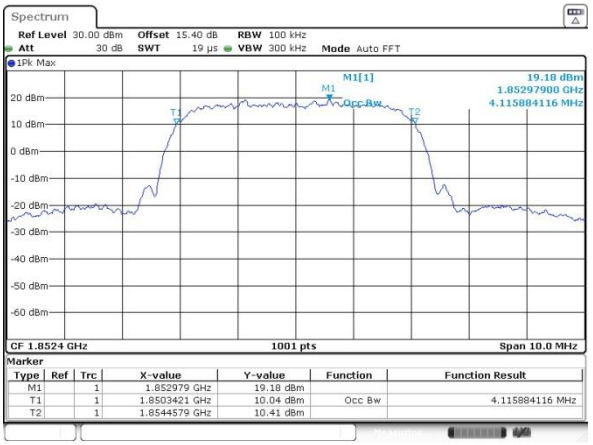

Middle Channel

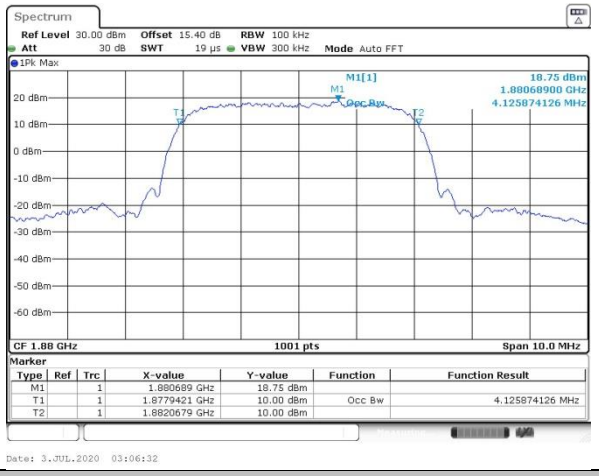

Highest Channel

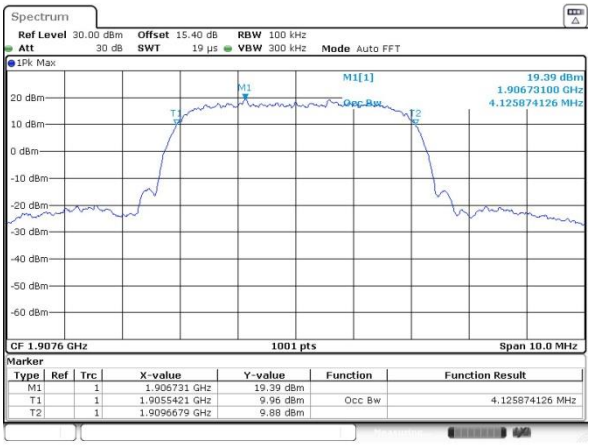

WCDMA Band IV (RMC 12.2Kbps)

Lowest Channel

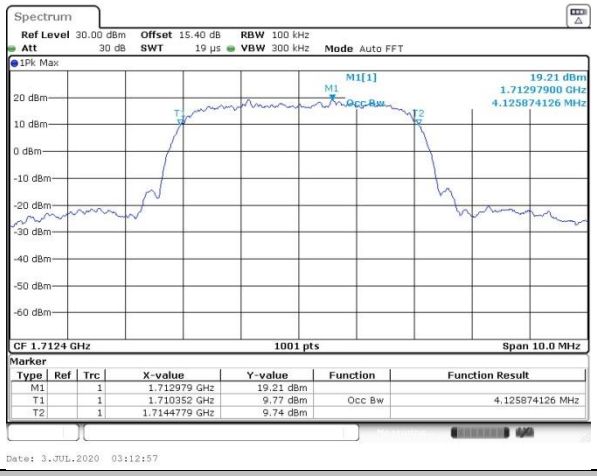

Middle Channel

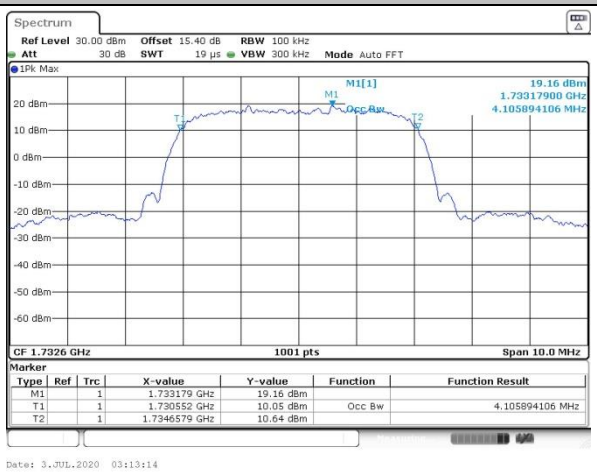

Highest Channel

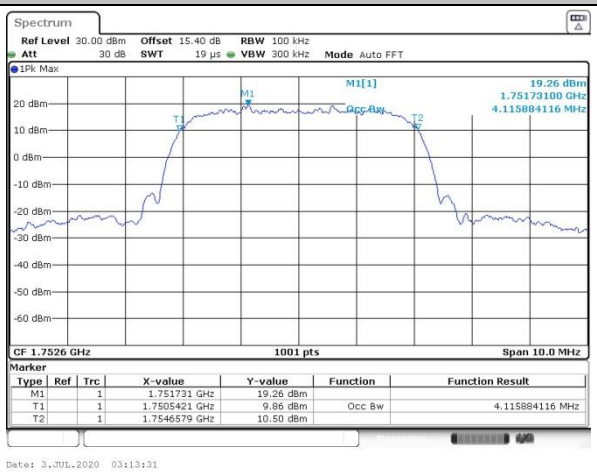

Conducted Band Edge

GSM850 (GSM)

Lowest Band Edge

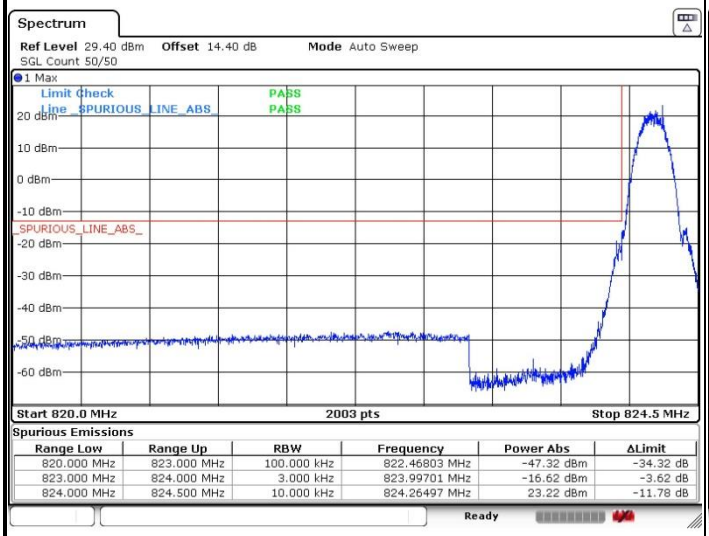

Spurious Emissions

Range Low	Range Up	RBW	Frequency	Power Abs	ΔLimit
820.000 MHz	823.000 MHz	100.000 kHz	822.46803 MHz	-47.32 dBm	-34.32 dB
823.000 MHz	824.000 MHz	3.000 kHz	823.99701 MHz	-16.62 dBm	-3.62 dB
824.000 MHz	824.500 MHz	10.000 kHz	824.26497 MHz	23.22 dBm	-11.78 dB

Date: 3.JUL.2020 01:48:14

Highest Band Edge

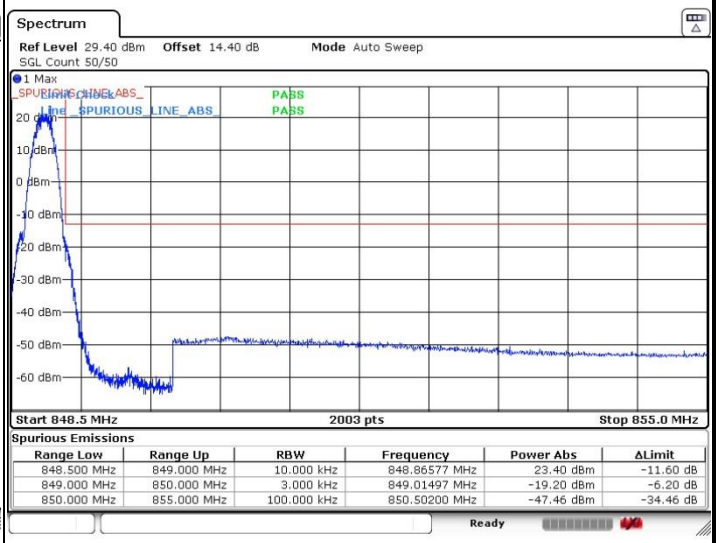

Spurious Emissions

Range Low	Range Up	RBW	Frequency	Power Abs	ΔLimit
848.500 MHz	849.000 MHz	10.000 kHz	848.86577 MHz	23.40 dBm	-11.60 dB
849.000 MHz	850.000 MHz	3.000 kHz	849.01497 MHz	-19.20 dBm	-6.20 dB
850.000 MHz	855.000 MHz	100.000 kHz	850.50200 MHz	-47.46 dBm	-34.46 dB

Date: 3.JUL.2020 01:49:51

GSM850 (EDGE class 8)

Lowest Band Edge

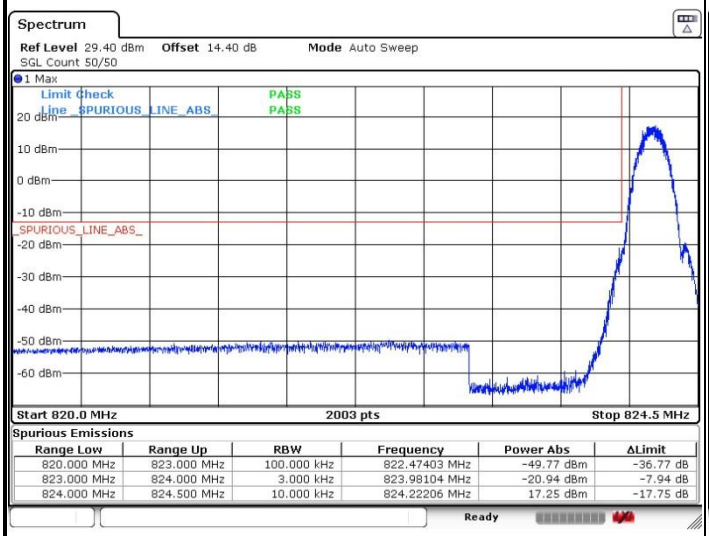

Spurious Emissions

Range Low	Range Up	RBW	Frequency	Power Abs	ΔLimit
820.000 MHz	823.000 MHz	100.000 kHz	822.47403 MHz	-49.77 dBm	-36.77 dB
823.000 MHz	824.000 MHz	3.000 kHz	823.98104 MHz	-20.94 dBm	-7.94 dB
824.000 MHz	824.500 MHz	10.000 kHz	824.22206 MHz	17.25 dBm	-17.75 dB

Date: 3.JUL.2020 02:02:03

Highest Band Edge

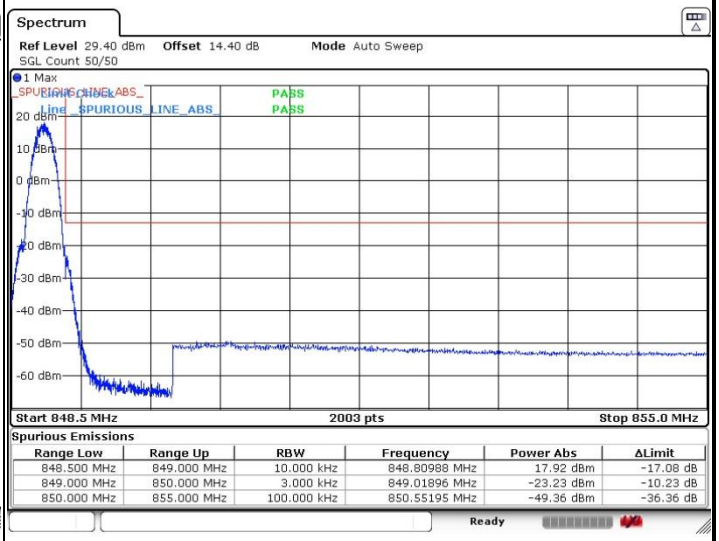

Spurious Emissions

Range Low	Range Up	RBW	Frequency	Power Abs	ΔLimit
848.500 MHz	849.000 MHz	10.000 kHz	848.80988 MHz	17.92 dBm	-17.08 dB
849.000 MHz	850.000 MHz	3.000 kHz	849.01896 MHz	-23.23 dBm	-10.23 dB
850.000 MHz	855.000 MHz	100.000 kHz	850.55195 MHz	-49.36 dBm	-36.36 dB

Date: 3.JUL.2020 02:00:22

GSM1900 (GSM)

Lowest Band Edge

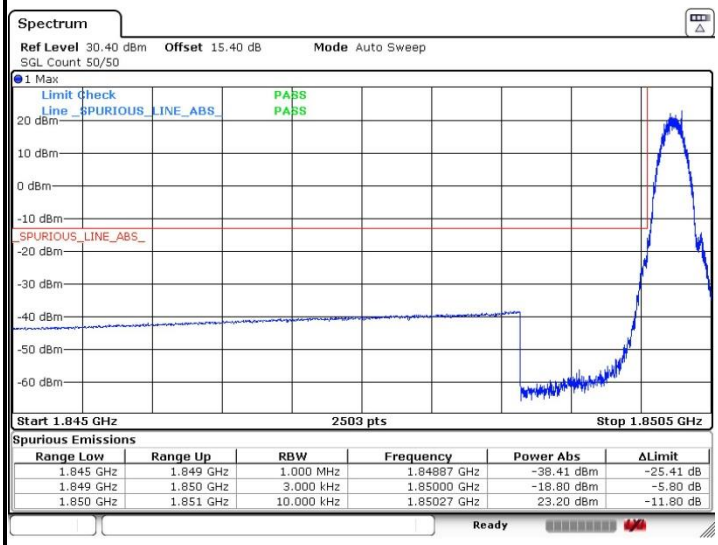

Spurious Emissions

Range Low	Range Up	RBW	Frequency	Power Abs	ΔLimit
1.845 GHz	1.849 GHz	1.000 MHz	1.84887 GHz	-38.41 dBm	-25.41 dB
1.849 GHz	1.850 GHz	3.000 kHz	1.85000 GHz	-18.80 dBm	-5.80 dB
1.850 GHz	1.851 GHz	10.000 kHz	1.85027 GHz	23.20 dBm	-11.80 dB

Date: 3.JUL.2020 02:33:44

Highest Band Edge

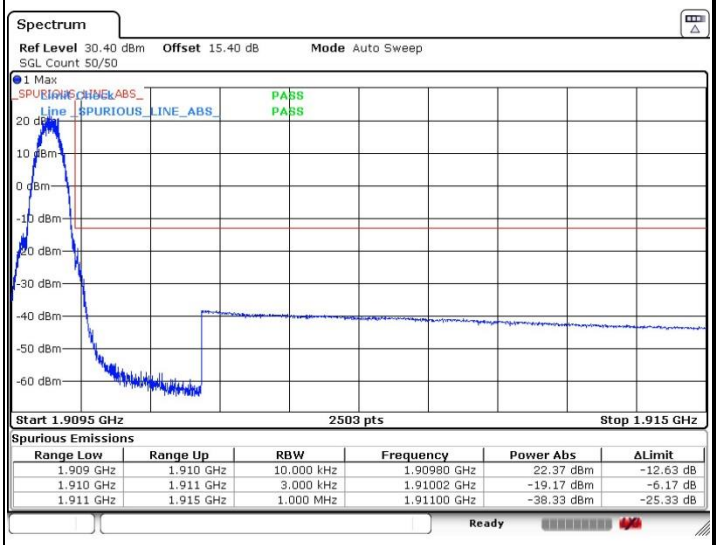

Spurious Emissions

Range Low	Range Up	RBW	Frequency	Power Abs	ΔLimit
1.909 GHz	1.910 GHz	10.000 kHz	1.90980 GHz	22.37 dBm	-12.63 dB
1.910 GHz	1.911 GHz	3.000 kHz	1.91002 GHz	-19.17 dBm	-6.17 dB
1.911 GHz	1.915 GHz	1.000 MHz	1.91100 GHz	-38.33 dBm	-25.33 dB

Date: 3.JUL.2020 02:11:57

GSM1900 (EDGE class 8)

Lowest Band Edge

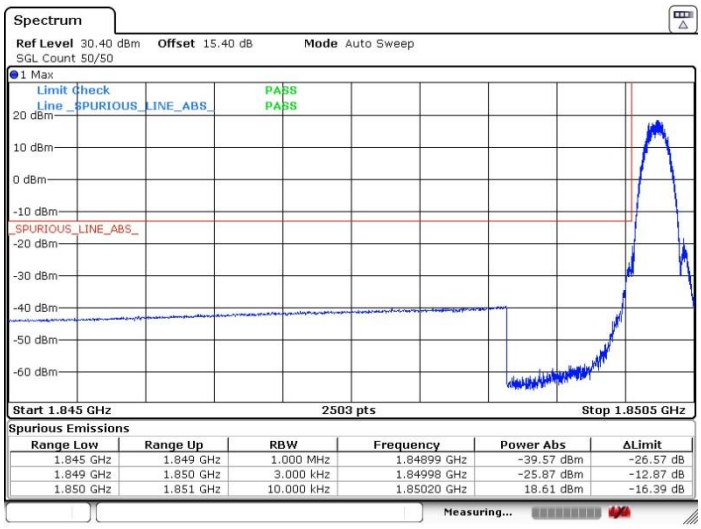

Spurious Emissions

Range Low	Range Up	RBW	Frequency	Power Abs	ΔLimit
1.845 GHz	1.849 GHz	1.000 MHz	1.84899 GHz	-39.57 dBm	-26.57 dB
1.849 GHz	1.850 GHz	3.000 kHz	1.84998 GHz	-25.87 dBm	-12.87 dB
1.850 GHz	1.851 GHz	10.000 kHz	1.85020 GHz	18.61 dBm	-16.39 dB

Date: 3.JUL.2020 02:44:08

Highest Band Edge

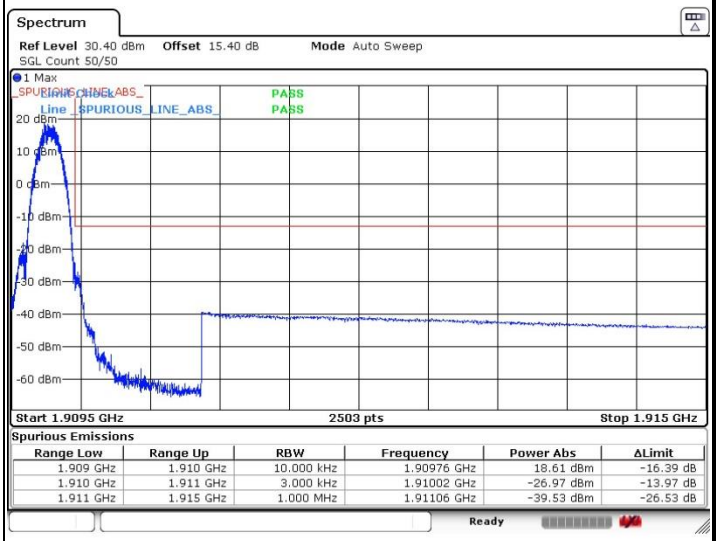

Spurious Emissions

Range Low	Range Up	RBW	Frequency	Power Abs	ΔLimit
1.909 GHz	1.910 GHz	10.000 kHz	1.90976 GHz	18.61 dBm	-16.39 dB
1.910 GHz	1.911 GHz	3.000 kHz	1.91002 GHz	-26.97 dBm	-13.97 dB
1.911 GHz	1.915 GHz	1.000 MHz	1.91106 GHz	-39.53 dBm	-26.53 dB

Date: 3.JUL.2020 02:42:28

WCDMA Band V (RMC 12.2Kbps)

Lowest Band Edge

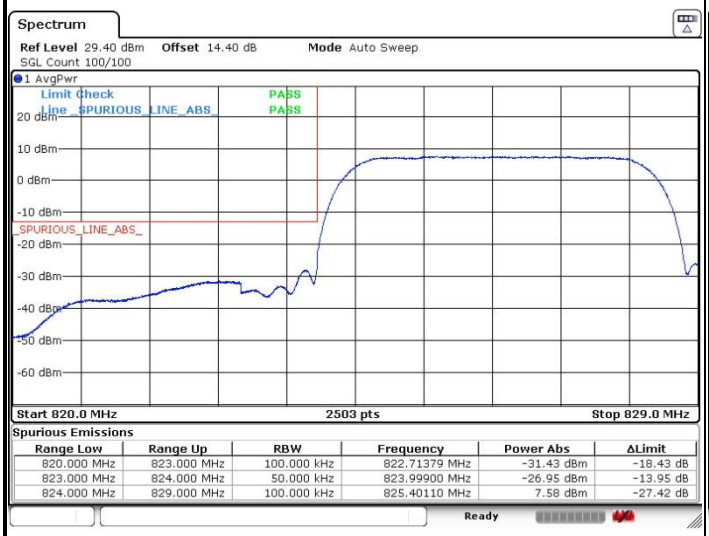

Spurious Emissions

Range Low	Range Up	RBW	Frequency	Power Abs	ΔLimit
820.000 MHz	823.000 MHz	100.000 kHz	822.71379 MHz	-31.43 dBm	-18.43 dB
823.000 MHz	824.000 MHz	50.000 kHz	823.99900 MHz	-26.95 dBm	-13.95 dB
824.000 MHz	829.000 MHz	100.000 kHz	825.40110 MHz	7.58 dBm	-27.42 dB

Date: 3.JUL.2020 03:00:51

Highest Band Edge

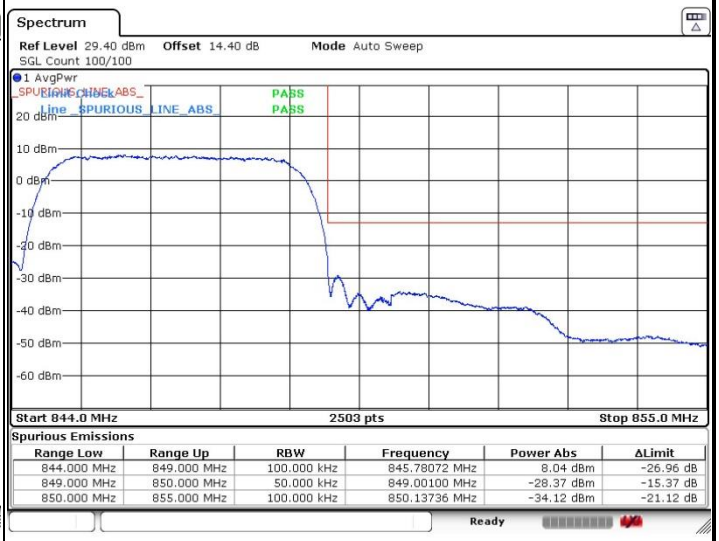

Spurious Emissions

Range Low	Range Up	RBW	Frequency	Power Abs	ΔLimit
844.000 MHz	849.000 MHz	100.000 kHz	845.78072 MHz	8.04 dBm	-26.96 dB
849.000 MHz	850.000 MHz	50.000 kHz	849.00100 MHz	-28.37 dBm	-15.37 dB
850.000 MHz	855.000 MHz	100.000 kHz	850.13736 MHz	-34.12 dBm	-21.12 dB

Date: 3.JUL.2020 03:00:00

WCDMA Band II (RMC 12.2Kbps)

Lowest Band Edge

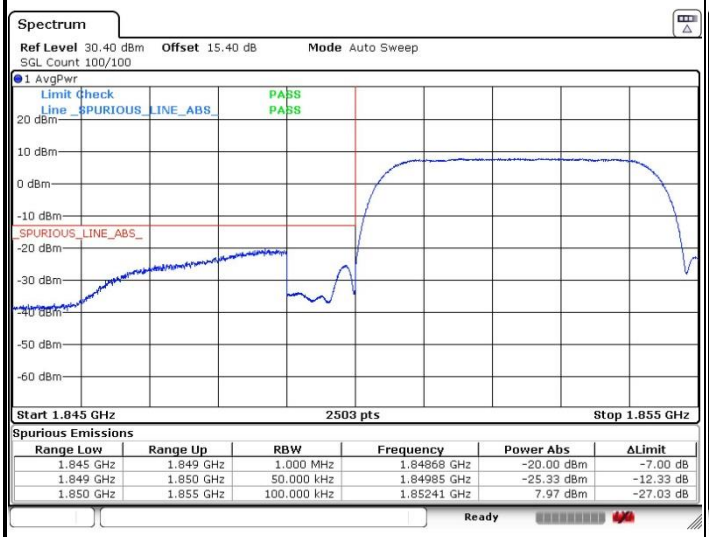

Spurious Emissions

Range Low	Range Up	RBW	Frequency	Power Abs	ΔLimit
1.845 GHz	1.849 GHz	1.000 MHz	1.84868 GHz	-20.00 dBm	-7.00 dB
1.849 GHz	1.850 GHz	50.000 kHz	1.84985 GHz	-25.33 dBm	-12.33 dB
1.850 GHz	1.855 GHz	100.000 kHz	1.85241 GHz	7.97 dBm	-27.03 dB

Date: 3.JUL.2020 03:08:47

Highest Band Edge

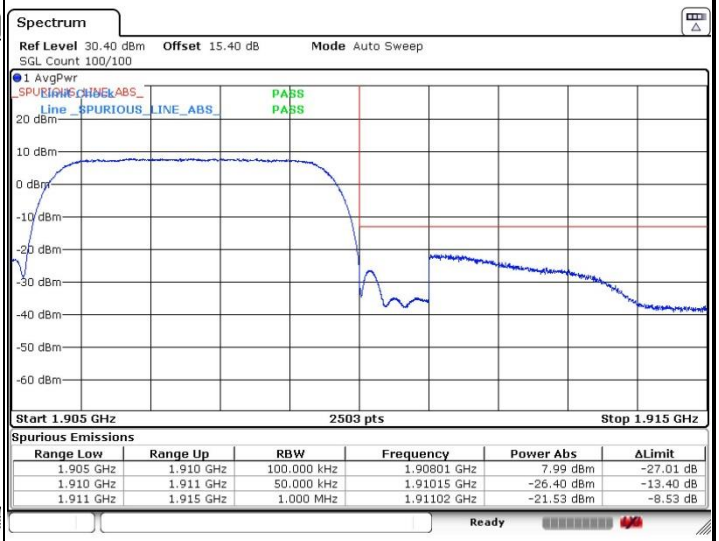

Spurious Emissions

Range Low	Range Up	RBW	Frequency	Power Abs	ΔLimit
1.905 GHz	1.910 GHz	100.000 kHz	1.90801 GHz	7.99 dBm	-27.01 dB
1.910 GHz	1.911 GHz	50.000 kHz	1.91015 GHz	-26.40 dBm	-13.40 dB
1.911 GHz	1.915 GHz	1.000 MHz	1.91102 GHz	-21.53 dBm	-8.53 dB

Date: 3.JUL.2020 03:07:35

WCDMA Band IV (RMC 12.2Kbps)	
Lowest Band Edge	**Highest Band Edge**

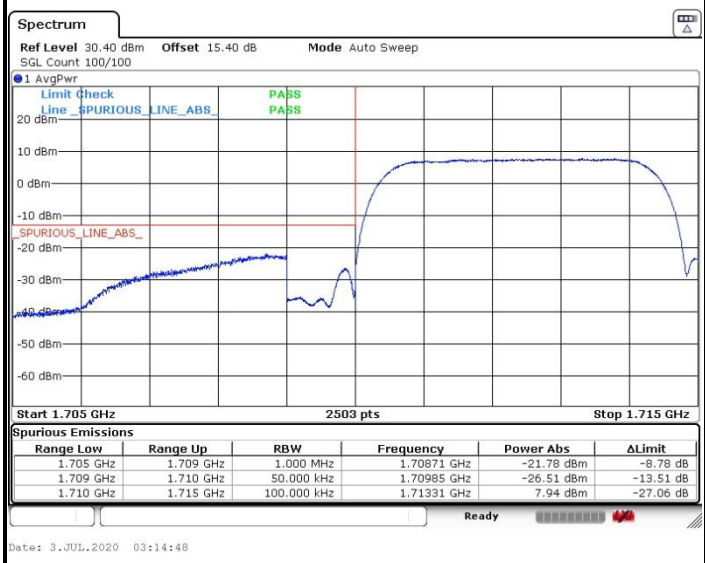

Spurious Emissions

Range Low	Range Up	RBW	Frequency	Power Abs	ΔLimit
1.705 GHz	1.709 GHz	1.000 MHz	1.70871 GHz	-21.78 dBm	-8.78 dB
1.709 GHz	1.710 GHz	50.000 kHz	1.70985 GHz	-26.51 dBm	-13.51 dB
1.710 GHz	1.715 GHz	100.000 kHz	1.71331 GHz	7.94 dBm	-27.06 dB

Date: 3.JUL.2020 03:14:48

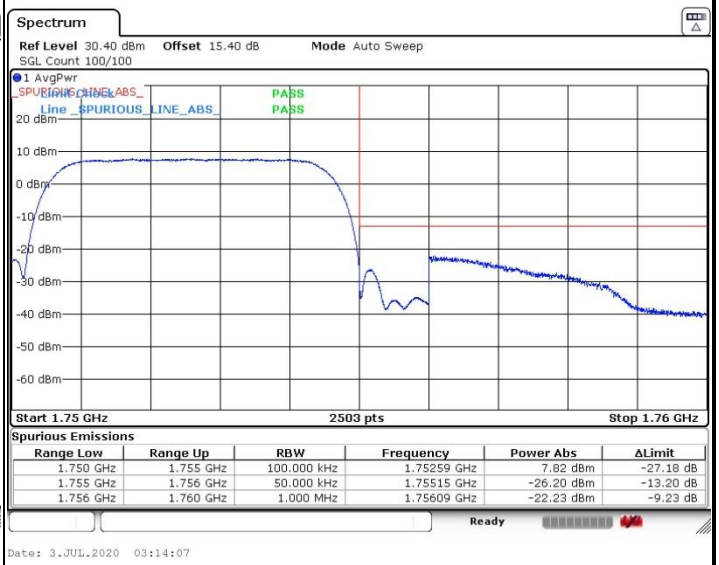

Spurious Emissions

Range Low	Range Up	RBW	Frequency	Power Abs	ΔLimit
1.750 GHz	1.755 GHz	100.000 kHz	1.75259 GHz	7.82 dBm	-27.18 dB
1.755 GHz	1.756 GHz	50.000 kHz	1.75515 GHz	-26.20 dBm	-13.20 dB
1.756 GHz	1.760 GHz	1.000 MHz	1.75609 GHz	-22.23 dBm	-9.23 dB

Date: 3.JUL.2020 03:14:07

Conducted Spurious Emission

GSM850 (GSM)

Lowest Channel

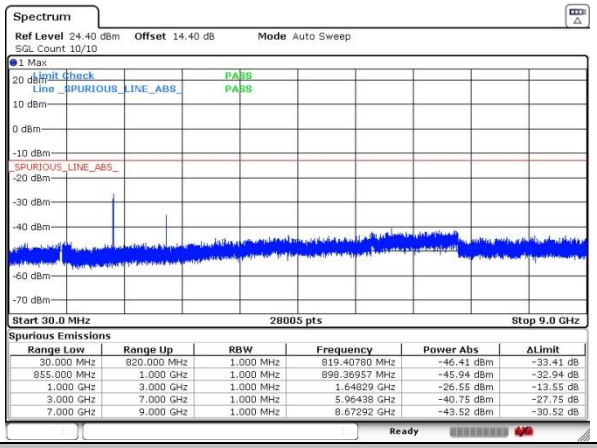

Middle Channel

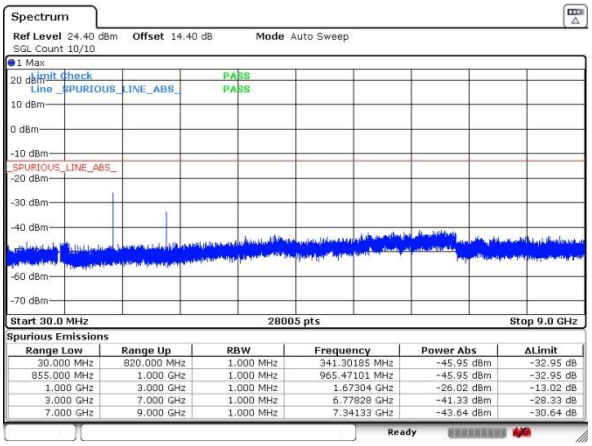

Highest Channel

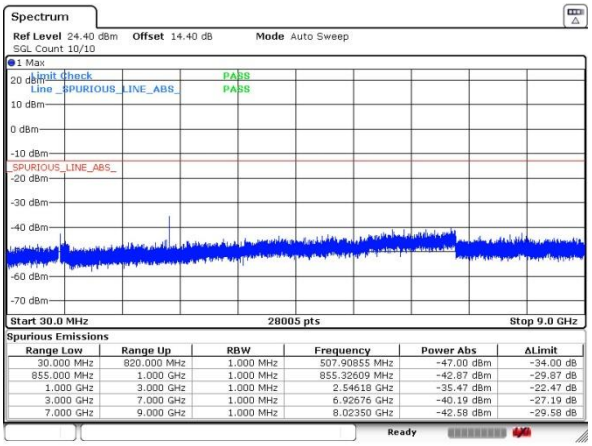

GSM850 (EDGE class 8)

Lowest Channel

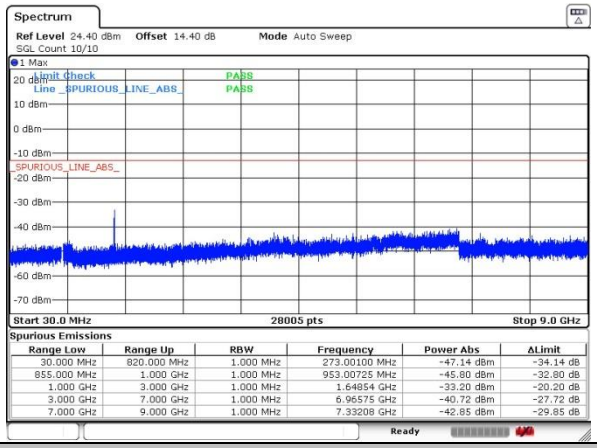

Middle Channel

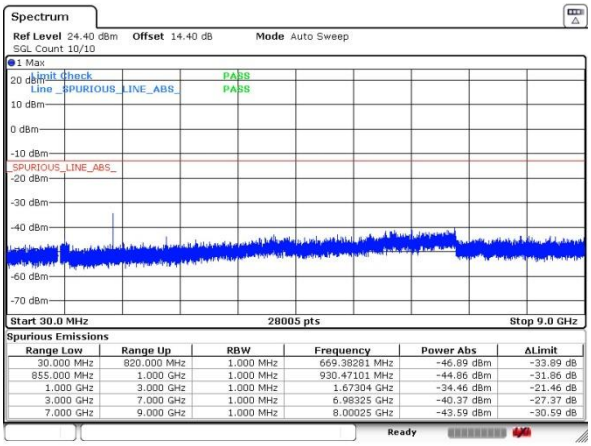

Highest Channel

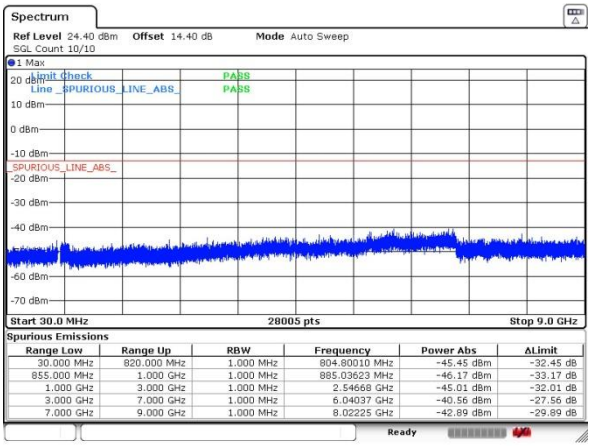

GSM1900 (GSM)

Lowest Channel

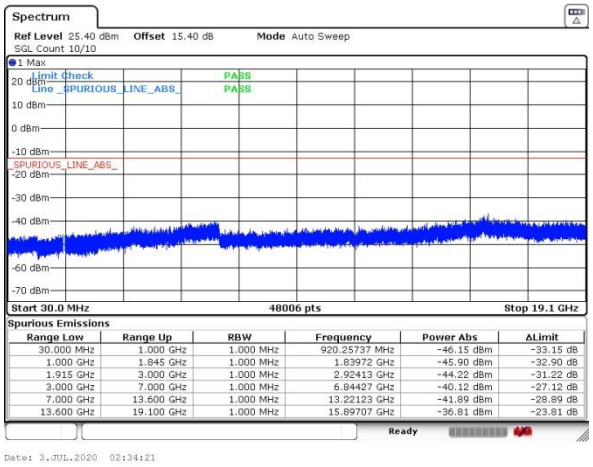

Spurious Emissions

Range Low	Range Up	RBW	Frequency	Power Abs	ΔLimit
30.000 MHz	1.000 GHz	1.000 MHz	920.25737 MHz	-46.15 dBm	-33.15 dB
1.000 GHz	1.845 GHz	1.000 MHz	1.83972 GHz	-45.90 dBm	-32.90 dB
1.915 GHz	3.000 GHz	1.000 MHz	2.92413 GHz	-44.22 dBm	-31.22 dB
3.000 GHz	7.000 GHz	1.000 MHz	6.84427 GHz	-40.12 dBm	-27.12 dB
7.000 GHz	13.600 GHz	1.000 MHz	13.22123 GHz	-41.89 dBm	-28.89 dB
13.600 GHz	19.100 GHz	1.000 MHz	15.89707 GHz	-36.81 dBm	-23.81 dB

Middle Channel

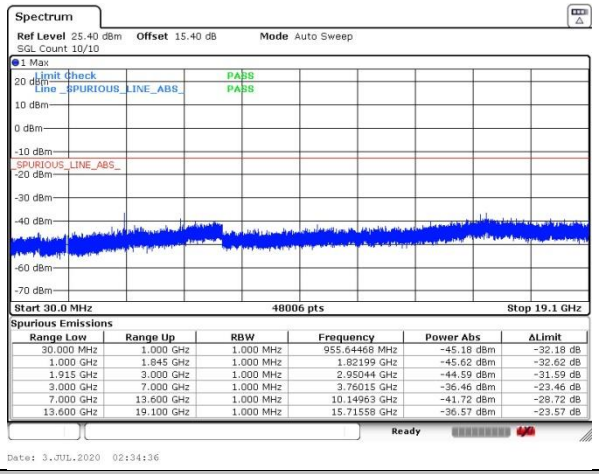

Spurious Emissions

Range Low	Range Up	RBW	Frequency	Power Abs	ΔLimit
30.000 MHz	1.000 GHz	1.000 MHz	955.64468 MHz	-45.18 dBm	-32.18 dB
1.000 GHz	1.845 GHz	1.000 MHz	1.82199 GHz	-45.62 dBm	-32.62 dB
1.915 GHz	3.000 GHz	1.000 MHz	2.95044 GHz	-44.59 dBm	-31.59 dB
3.000 GHz	7.000 GHz	1.000 MHz	3.76015 GHz	-36.46 dBm	-23.46 dB
7.000 GHz	13.600 GHz	1.000 MHz	10.14963 GHz	-41.72 dBm	-28.72 dB
13.600 GHz	19.100 GHz	1.000 MHz	15.71558 GHz	-36.57 dBm	-23.57 dB

Highest Channel

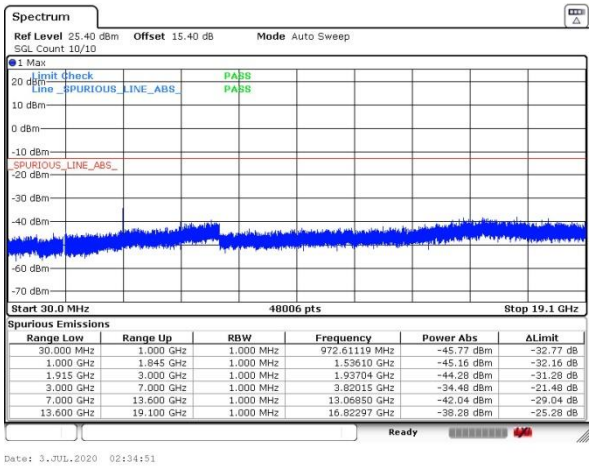

Spurious Emissions

Range Low	Range Up	RBW	Frequency	Power Abs	ΔLimit
30.000 MHz	1.000 GHz	1.000 MHz	972.61119 MHz	-45.77 dBm	-32.77 dB
1.000 GHz	1.845 GHz	1.000 MHz	1.53610 GHz	-45.16 dBm	-32.16 dB
1.915 GHz	3.000 GHz	1.000 MHz	1.93704 GHz	-44.28 dBm	-31.28 dB
3.000 GHz	7.000 GHz	1.000 MHz	3.82015 GHz	-34.48 dBm	-21.48 dB
7.000 GHz	13.600 GHz	1.000 MHz	13.06850 GHz	-42.04 dBm	-29.04 dB
13.600 GHz	19.100 GHz	1.000 MHz	16.82297 GHz	-38.28 dBm	-25.28 dB

GSM1900 (EDGE class 8)

Lowest Channel

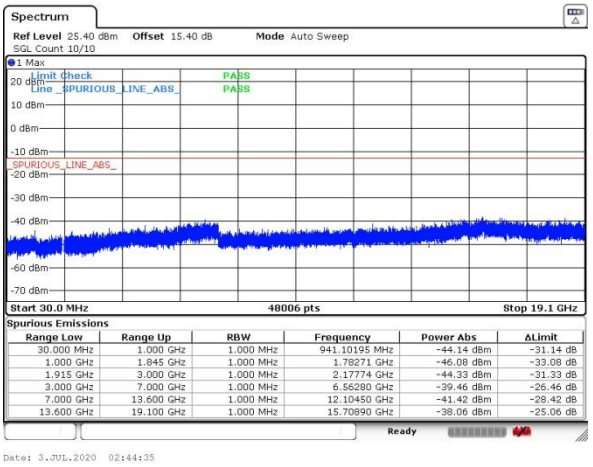

Spurious Emissions

Range Low	Range Up	RBW	Frequency	Power Abs	ΔLimit
30.000 MHz	1.000 GHz	1.000 MHz	941.10195 MHz	-44.14 dBm	-31.14 dB
1.000 GHz	1.845 GHz	1.000 MHz	1.78271 GHz	-46.08 dBm	-33.08 dB
1.915 GHz	3.000 GHz	1.000 MHz	2.17774 GHz	-44.33 dBm	-31.33 dB
3.000 GHz	7.000 GHz	1.000 MHz	6.56280 GHz	-39.46 dBm	-26.46 dB
7.000 GHz	13.600 GHz	1.000 MHz	12.10450 GHz	-41.42 dBm	-28.42 dB
13.600 GHz	19.100 GHz	1.000 MHz	15.70890 GHz	-38.06 dBm	-25.06 dB

Middle Channel

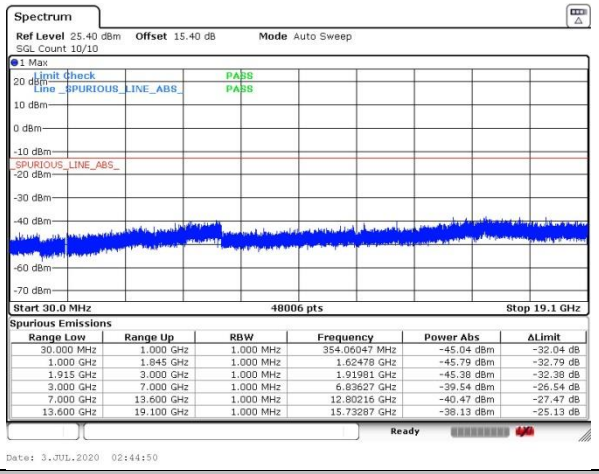

Spurious Emissions

Range Low	Range Up	RBW	Frequency	Power Abs	ΔLimit
30.000 MHz	1.000 GHz	1.000 MHz	354.06047 MHz	-45.04 dBm	-32.04 dB
1.000 GHz	1.845 GHz	1.000 MHz	1.62478 GHz	-45.79 dBm	-32.79 dB
1.915 GHz	3.000 GHz	1.000 MHz	1.91981 GHz	-45.38 dBm	-32.38 dB
3.000 GHz	7.000 GHz	1.000 MHz	6.83627 GHz	-39.54 dBm	-26.54 dB
7.000 GHz	13.600 GHz	1.000 MHz	12.80216 GHz	-40.47 dBm	-27.47 dB
13.600 GHz	19.100 GHz	1.000 MHz	15.73287 GHz	-38.13 dBm	-25.13 dB

Highest Channel

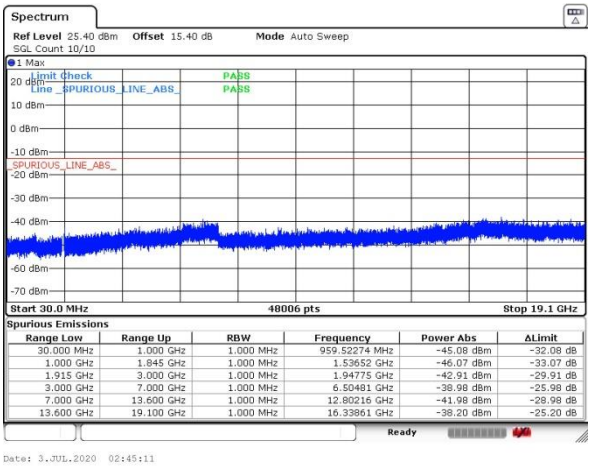

Spurious Emissions

Range Low	Range Up	RBW	Frequency	Power Abs	ΔLimit
30.000 MHz	1.000 GHz	1.000 MHz	959.52274 MHz	-45.08 dBm	-32.08 dB
1.000 GHz	1.845 GHz	1.000 MHz	1.53652 GHz	-46.07 dBm	-33.07 dB
1.915 GHz	3.000 GHz	1.000 MHz	1.94775 GHz	-42.91 dBm	-29.91 dB
3.000 GHz	7.000 GHz	1.000 MHz	6.50481 GHz	-38.98 dBm	-25.98 dB
7.000 GHz	13.600 GHz	1.000 MHz	12.80216 GHz	-41.98 dBm	-28.98 dB
13.600 GHz	19.100 GHz	1.000 MHz	16.33861 GHz	-38.20 dBm	-25.20 dB

WCDMA Band V (RMC 12.2Kbps)

Lowest Channel

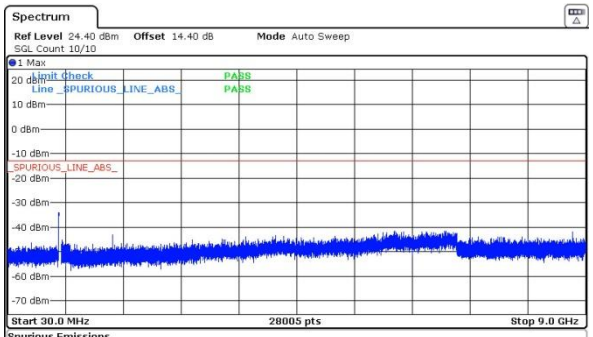

Spurious Emissions

Range Low	Range Up	RBW	Frequency	Power Abs	ΔLimit
30.000 MHz	820.000 MHz	1.000 MHz	819.40780 MHz	-34.14 dBm	-21.14 dB
855.000 MHz	1.000 GHz	1.000 MHz	869.96377 MHz	-45.04 dBm	-32.04 dB
1.000 GHz	3.000 GHz	1.000 MHz	1.65454 GHz	-43.12 dBm	-30.12 dB
3.000 GHz	7.000 GHz	1.000 MHz	6.80977 GHz	-41.43 dBm	-28.43 dB
7.000 GHz	9.000 GHz	1.000 MHz	8.79715 GHz	-41.96 dBm	-28.96 dB

Date: 3.JUL.2020 03:01:15

Middle Channel

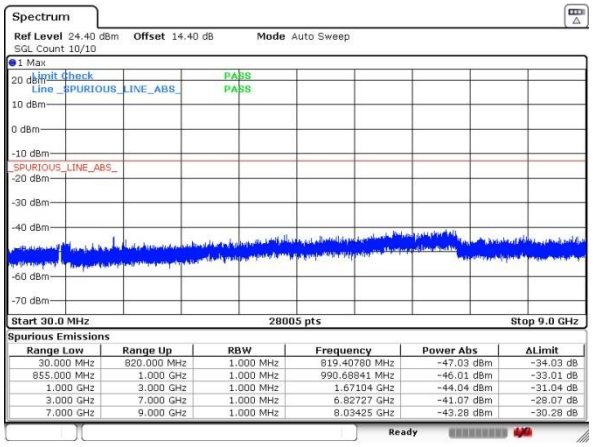

Spurious Emissions

Range Low	Range Up	RBW	Frequency	Power Abs	ΔLimit
30.000 MHz	820.000 MHz	1.000 MHz	819.40780 MHz	-47.03 dBm	-34.03 dB
855.000 MHz	1.000 GHz	1.000 MHz	990.68841 MHz	-46.01 dBm	-33.01 dB
1.000 GHz	3.000 GHz	1.000 MHz	1.67104 GHz	-44.04 dBm	-31.04 dB
3.000 GHz	7.000 GHz	1.000 MHz	6.82727 GHz	-41.07 dBm	-28.07 dB
7.000 GHz	9.000 GHz	1.000 MHz	8.03425 GHz	-43.28 dBm	-30.28 dB

Date: 3.JUL.2020 03:01:30

Highest Channel

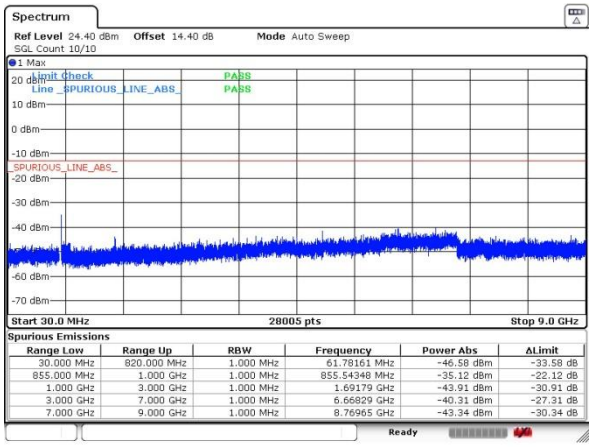

Spurious Emissions

Range Low	Range Up	RBW	Frequency	Power Abs	ΔLimit
30.000 MHz	820.000 MHz	1.000 MHz	61.78161 MHz	-46.58 dBm	-33.58 dB
855.000 MHz	1.000 GHz	1.000 MHz	855.54348 MHz	-35.12 dBm	-22.12 dB
1.000 GHz	3.000 GHz	1.000 MHz	1.69179 GHz	-43.91 dBm	-30.91 dB
3.000 GHz	7.000 GHz	1.000 MHz	6.66829 GHz	-40.31 dBm	-27.31 dB
7.000 GHz	9.000 GHz	1.000 MHz	8.76965 GHz	-43.34 dBm	-30.34 dB

Date: 3.JUL.2020 03:01:45

WCDMA Band II (RMC 12.2Kbps)

Lowest Channel

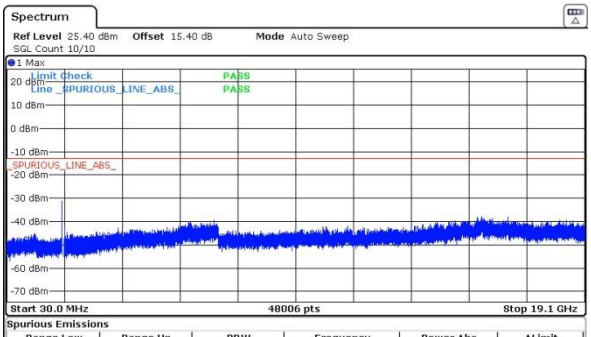

Spurious Emissions

Range Low	Range Up	RBW	Frequency	Power Abs	ΔLimit
30.000 MHz	1.000 GHz	1.000 MHz	920.25737 MHz	-45.39 dBm	-32.39 dB
1.000 GHz	1.845 GHz	1.000 MHz	1.84141 GHz	-31.14 dBm	-18.14 dB
1.915 GHz	3.000 GHz	1.000 MHz	1.93365 GHz	-42.36 dBm	-29.36 dB
3.000 GHz	7.000 GHz	1.000 MHz	6.87177 GHz	-39.40 dBm	-26.40 dB
7.000 GHz	13.600 GHz	1.000 MHz	13.50124 GHz	-41.81 dBm	-28.81 dB
13.600 GHz	19.100 GHz	1.000 MHz	15.70537 GHz	-37.87 dBm	-24.87 dB

Date: 3.JUL.2020 03:09:18

Middle Channel

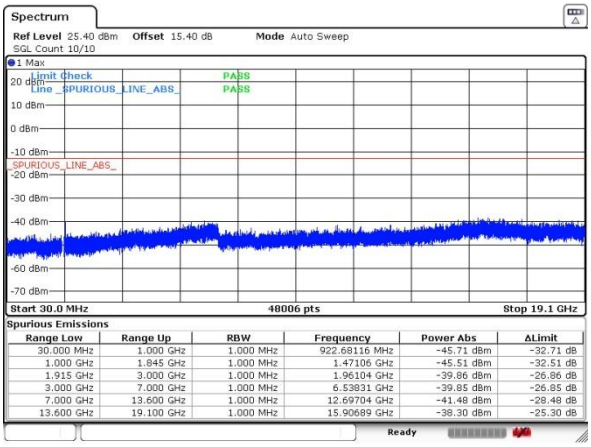

Spurious Emissions

Range Low	Range Up	RBW	Frequency	Power Abs	ΔLimit
30.000 MHz	1.000 GHz	1.000 MHz	922.68116 MHz	-45.71 dBm	-32.71 dB
1.000 GHz	1.845 GHz	1.000 MHz	1.47106 GHz	-45.51 dBm	-32.51 dB
1.915 GHz	3.000 GHz	1.000 MHz	1.96104 GHz	-39.86 dBm	-26.86 dB
3.000 GHz	7.000 GHz	1.000 MHz	6.53831 GHz	-39.85 dBm	-26.85 dB
7.000 GHz	13.600 GHz	1.000 MHz	12.69704 GHz	-41.48 dBm	-28.48 dB
13.600 GHz	19.100 GHz	1.000 MHz	15.90689 GHz	-38.30 dBm	-25.30 dB

Date: 3.JUL.2020 03:09:40

Highest Channel

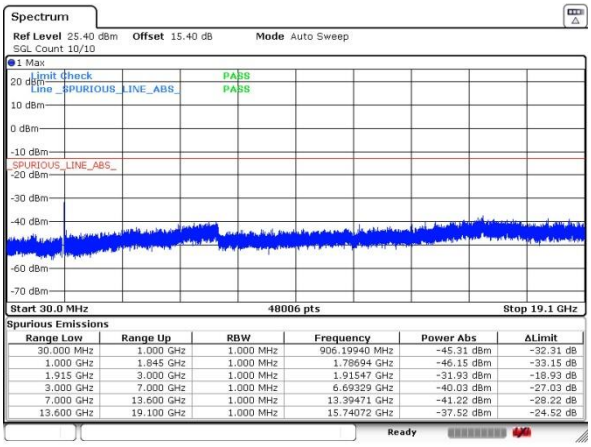

Spurious Emissions

Range Low	Range Up	RBW	Frequency	Power Abs	ΔLimit
30.000 MHz	1.000 GHz	1.000 MHz	906.19940 MHz	-45.31 dBm	-32.31 dB
1.000 GHz	1.845 GHz	1.000 MHz	1.78694 GHz	-46.15 dBm	-33.15 dB
1.915 GHz	3.000 GHz	1.000 MHz	1.91547 GHz	-31.93 dBm	-18.93 dB
3.000 GHz	7.000 GHz	1.000 MHz	6.69329 GHz	-40.03 dBm	-27.03 dB
7.000 GHz	13.600 GHz	1.000 MHz	13.39471 GHz	-41.22 dBm	-28.22 dB
13.600 GHz	19.100 GHz	1.000 MHz	15.74072 GHz	-37.52 dBm	-24.52 dB

Date: 3.JUL.2020 03:09:52

WCDMA Band IV (RMC 12.2Kbps)

Lowest Channel

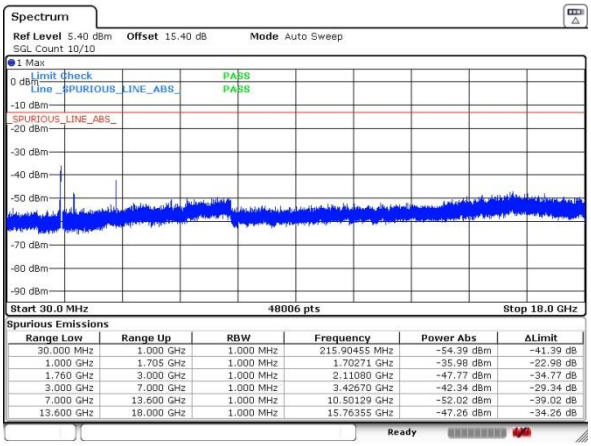

Spurious Emissions

Range Low	Range Up	RBW	Frequency	Power Abs	ΔLimit
30.000 MHz	1.000 GHz	1.000 MHz	215.90455 MHz	-54.39 dBm	-41.39 dB
1.000 GHz	1.705 GHz	1.000 MHz	1.70271 GHz	-35.98 dBm	-22.98 dB
1.760 GHz	3.000 GHz	1.000 MHz	2.11080 GHz	-47.77 dBm	-34.77 dB
3.000 GHz	7.000 GHz	1.000 MHz	3.42670 GHz	-42.34 dBm	-29.34 dB
7.000 GHz	13.600 GHz	1.000 MHz	10.50129 GHz	-52.02 dBm	-39.02 dB
13.600 GHz	18.000 GHz	1.000 MHz	15.76355 GHz	-47.26 dBm	-34.26 dB

Middle Channel

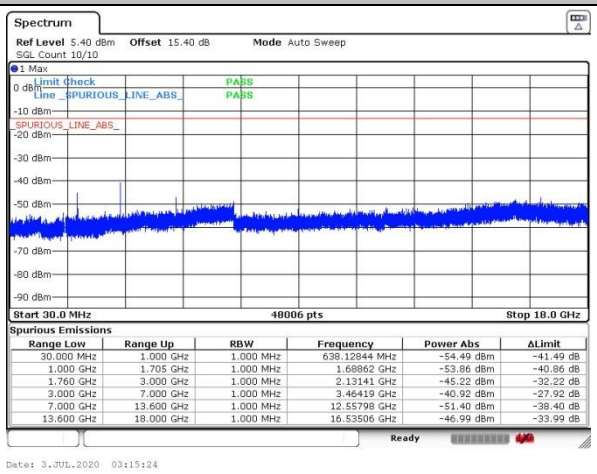

Spurious Emissions

Range Low	Range Up	RBW	Frequency	Power Abs	ΔLimit
30.000 MHz	1.000 GHz	1.000 MHz	638.12844 MHz	-54.49 dBm	-41.49 dB
1.000 GHz	1.705 GHz	1.000 MHz	1.68862 GHz	-53.86 dBm	-40.86 dB
1.760 GHz	3.000 GHz	1.000 MHz	2.13141 GHz	-45.22 dBm	-32.22 dB
3.000 GHz	7.000 GHz	1.000 MHz	3.46419 GHz	-40.92 dBm	-27.92 dB
7.000 GHz	13.600 GHz	1.000 MHz	12.55798 GHz	-51.40 dBm	-38.40 dB
13.600 GHz	18.000 GHz	1.000 MHz	16.53506 GHz	-46.99 dBm	-33.99 dB

Highest Channel

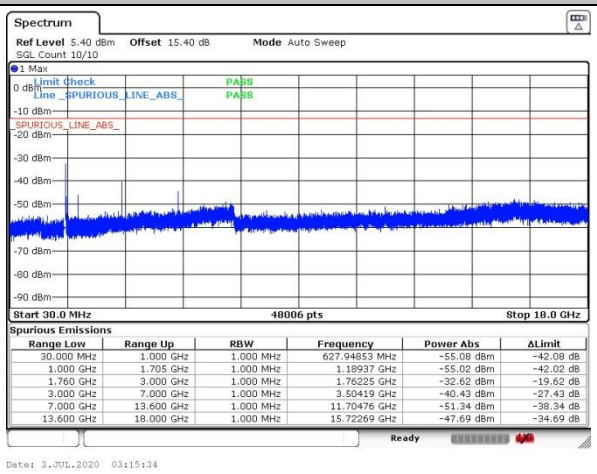

Spurious Emissions

Range Low	Range Up	RBW	Frequency	Power Abs	ΔLimit
30.000 MHz	1.000 GHz	1.000 MHz	627.94853 MHz	-55.08 dBm	-42.08 dB
1.000 GHz	1.705 GHz	1.000 MHz	1.18937 GHz	-55.02 dBm	-42.02 dB
1.760 GHz	3.000 GHz	1.000 MHz	1.76225 GHz	-32.62 dBm	-19.62 dB
3.000 GHz	7.000 GHz	1.000 MHz	3.50419 GHz	-40.43 dBm	-27.43 dB
7.000 GHz	13.600 GHz	1.000 MHz	11.70476 GHz	-51.34 dBm	-38.34 dB
13.600 GHz	18.000 GHz	1.000 MHz	15.72269 GHz	-47.69 dBm	-34.69 dB

Frequency Stability

Test Conditions	Middle Channel	GSM850 (GSM)	GSM850 (EDGE class 8)	Limit 2.5ppm
Temperature (°C)	Voltage (Volt)	Deviation (ppm)		Result
50	Normal Voltage	0.0108	0.0000	PASS
40	Normal Voltage	0.0000	0.0060	
30	Normal Voltage	0.0084	0.0167	
20(Ref.)	Normal Voltage	0.0000	0.0000	
10	Normal Voltage	0.0012	0.0096	
0	Normal Voltage	0.0000	0.0060	
-10	Normal Voltage	0.0024	0.0096	
-20	Normal Voltage	0.0108	0.0155	
-30	Normal Voltage	0.0072	0.0096	
20	Maximum Voltage	0.0084	0.0060	
20	Normal Voltage	0.0036	0.0263	
20	Battery End Point	0.0060	0.0012	

Note: Normal Voltage = 3.85V ; Battery End Point (BEP) =3.65V. ; Maximum Voltage =4.4 V

Test Conditions	Middle Channel	GSM1900 (GSM)	GSM1900 (EDGE class 8)	Limit Note 2.
Temperature (°C)	Voltage (Volt)	Deviation (ppm)		Result
50	Normal Voltage	0.0016	0.0101	PASS
40	Normal Voltage	0.0016	0.0149	
30	Normal Voltage	0.0128	0.0011	
20(Ref.)	Normal Voltage	0.0000	0.0000	
10	Normal Voltage	0.0112	0.0053	
0	Normal Voltage	0.0069	0.0053	
-10	Normal Voltage	0.0080	0.0074	
-20	Normal Voltage	0.0016	0.0043	
-30	Normal Voltage	0.0053	0.0101	
20	Maximum Voltage	0.0074	0.0064	
20	Normal Voltage	0.0053	0.0133	
20	Battery End Point	0.0048	0.0027	

Note:

1. Normal Voltage = 3.85V. ; Battery End Point (BEP) =3.65V. ; Maximum Voltage =4.4 V
2. The frequency fundamental emissions stay within the authorized frequency block based on the frequency deviation measured is small.

Test Conditions	Middle Channel	WCDMA Band V (RMC 12.2Kbps RMC 12.2Kbps)	Limit 2.5ppm
Temperature (°C)	Voltage (Volt)	Deviation (ppm)	Result
50	Normal Voltage	0.0000	PASS
40	Normal Voltage	0.0287	
30	Normal Voltage	0.0060	
20(Ref.)	Normal Voltage	0.0000	
10	Normal Voltage	0.0251	
0	Normal Voltage	0.0323	
-10	Normal Voltage	0.0036	
-20	Normal Voltage	0.0323	
-30	Normal Voltage	0.0012	
20	Maximum Voltage	0.0215	
20	Normal Voltage	0.0383	
20	Battery End Point	0.0060	

Note: Normal Voltage = 3.85V. ; Battery End Point (BEP) =3.65V. ; Maximum Voltage =4.4 V

Test Conditions	Middle Channel	WCDMA Band II (RMC 12.2Kbps)	Limit Note 2.
Temperature (°C)	Voltage (Volt)	Deviation (ppm)	Result
50	Normal Voltage	0.0085	PASS
40	Normal Voltage	0.0016	
30	Normal Voltage	0.0000	
20(Ref.)	Normal Voltage	0.0000	
10	Normal Voltage	0.0096	
0	Normal Voltage	0.0048	
-10	Normal Voltage	0.0037	
-20	Normal Voltage	0.0037	
-30	Normal Voltage	0.0096	
20	Maximum Voltage	0.0048	
20	Normal Voltage	0.0053	
20	Battery End Point	0.0064	

Note:

1. Normal Voltage = 3.85V；Battery End Point (BEP) =3.65V；Maximum Voltage =4.4V
2. The frequency fundamental emissions stay within the authorized frequency block based on the frequency deviation measured is small.

Test Conditions	Middle Channel	WCDMA Band IV (RMC 12.2Kbps)	Limit Note 2.
Temperature (°C)	Voltage (Volt)	Deviation (ppm)	Result
50	Normal Voltage	0.0023	PASS
40	Normal Voltage	0.0035	
30	Normal Voltage	0.0023	
20(Ref.)	Normal Voltage	0.0000	
10	Normal Voltage	0.0023	
0	Normal Voltage	0.0058	
-10	Normal Voltage	0.0029	
-20	Normal Voltage	0.0110	
-30	Normal Voltage	0.0058	
20	Maximum Voltage	0.0023	
20	Normal Voltage	0.0046	
20	Battery End Point	0.0040	

Note:

1. Normal Voltage = 3.85V. ; Battery End Point (BEP) =3.65 V. ; Maximum Voltage =4.4V
2. The frequency fundamental emissions stay within the authorized frequency block based on the frequency deviation measured is small.

Appendix B. Test Results of Radiated Test

Radiated Spurious Emission

GSM850 (GSM)								
Channel	Frequency (MHz)	ERP (dBm)	Limit (dBm)	Over Limit (dB)	S.G. Power (dBm)	TX Cable loss (dB)	TX Antenna Gain (dBi)	Polarization (H/V)
Middle	1672	-56.71	-13	-43.71	-63.68	1.58	10.70	H
	2510	-45.13	-13	-32.13	-53.38	2.102	12.50	H
	3348	-62.19	-13	-49.19	-71.08	2.856	13.90	H
	4182	-52.28	-13	-39.28	-60.74	2.689	13.30	H
	1672	-57.88	-13	-44.88	-64.85	1.58	10.70	V
	2510	-46.79	-13	-33.79	-55.04	2.10	12.50	V
	3348	-61.31	-13	-48.31	-70.20	2.86	13.90	V
	4182	-49.94	-13	-36.94	-58.40	2.69	13.30	V

Remark: Spurious emissions within 30-1000MHz were found more than 20dB below limit line.

GSM850 (EDGE class 8)								
Channel	Frequency (MHz)	ERP (dBm)	Limit (dBm)	Over Limit (dB)	S.G. Power (dBm)	TX Cable loss (dB)	TX Antenna Gain (dBi)	Polarization (H/V)
Middle	1672	-56.51	-13	-43.51	-63.48	1.58	10.70	H
	2510	-46.08	-13	-33.08	-54.33	2.102	12.50	H
	3348	-62.07	-13	-49.07	-70.96	2.856	13.90	H
	4182	-53.09	-13	-40.09	-61.55	2.689	13.30	H
	1672	-58.12	-13	-45.12	-65.09	1.58	10.70	V
	2510	-47.00	-13	-34.00	-55.25	2.10	12.50	V
	3348	-60.67	-13	-47.67	-69.56	2.86	13.90	V
	4182	-50.01	-13	-37.01	-58.47	2.69	13.30	V

Remark: Spurious emissions within 30-1000MHz were found more than 20dB below limit line.

GSM1900 (GSM)								
Channel	Frequency (MHz)	EIRP (dBm)	Limit (dBm)	Over Limit (dB)	S.G. Power (dBm)	TX Cable loss (dB)	TX Antenna Gain (dBi)	Polarization (H/V)
Middle	3759	-48.55	-13	-35.55	-60.81	2.641	14.90	H
	5640	-49.86	-13	-36.86	-61.72	2.94	14.80	H
	7524	-48.52	-13	-35.52	-58.29	3.39	13.16	H
	3759	-55.13	-13	-42.13	-67.39	2.64	14.90	V
	5640	-45.62	-13	-32.62	-57.48	2.94	14.80	V
	7524	-47.90	-13	-34.90	-57.67	3.39	13.16	V

Remark: Spurious emissions within 30-1000MHz were found more than 20dB below limit line.

GSM1900 (EDGE class 8)								
Channel	Frequency (MHz)	EIRP (dBm)	Limit (dBm)	Over Limit (dB)	S.G. Power (dBm)	TX Cable loss (dB)	TX Antenna Gain (dBi)	Polarization (H/V)
Middle	3759	-50.14	-13	-37.14	-62.40	2.641	14.90	H
	5640	-50.15	-13	-37.15	-62.01	2.94	14.80	H
	7524	-48.36	-13	-35.36	-58.13	3.39	13.16	H
	3759	-54.06	-13	-41.06	-66.32	2.64	14.90	V
	5640	-46.12	-13	-33.12	-57.98	2.94	14.80	V
	7524	-47.97	-13	-34.97	-57.74	3.39	13.16	V

Remark: Spurious emissions within 30-1000MHz were found more than 20dB below limit line.

WCDMA Band V(RMC 12.2Kbps)								
Channel	Frequency (MHz)	ERP (dBm)	Limit (dBm)	Over Limit (dB)	S.G. Power (dBm)	TX Cable loss (dB)	TX Antenna Gain (dBi)	Polarization (H/V)
Middle	1672	-66.63	-13	-53.63	-73.60	1.58	10.70	H
	2510	-64.00	-13	-51.00	-72.25	2.102	12.50	H
	3348	-62.93	-13	-49.93	-71.82	2.856	13.90	H
	1672	-66.83	-13	-53.83	-73.80	1.58	10.70	V
	2510	-63.75	-13	-50.75	-72.00	2.10	12.50	V
	3348	-62.98	-13	-49.98	-71.87	2.86	13.90	V

Remark: Spurious emissions within 30-1000MHz were found more than 20dB below limit line.

WCDMA Band II(RMC 12.2Kbps)								
Channel	Frequency (MHz)	EIRP (dBm)	Limit (dBm)	Over Limit (dB)	S.G. Power (dBm)	TX Cable loss (dB)	TX Antenna Gain (dBi)	Polarization (H/V)
Middle	3759	-57.22	-13	-44.22	-69.48	2.64	14.90	H
	5640	-53.29	-13	-40.29	-65.15	2.94	14.80	H
	7524	-48.55	-13	-35.55	-58.32	3.39	13.16	H
	3759	-57.05	-13	-44.05	-69.31	2.64	14.90	V
	5640	-54.05	-13	-41.05	-65.91	2.94	14.80	V
	7524	-48.15	-13	-35.15	-57.92	3.39	13.16	V

Remark: Spurious emissions within 30-1000MHz were found more than 20dB below limit line.

WCDMA Band IV(RMC 12.2Kbps)								
Channel	Frequency (MHz)	EIRP (dBm)	Limit (dBm)	Over Limit (dB)	S.G. Power (dBm)	TX Cable loss (dB)	TX Antenna Gain (dBi)	Polarization (H/V)
Middle	3465	-59.93	-13	-46.93	-70.67	2.604	13.34	H
	5199	-55.14	-13	-42.14	-65.65	3.011	13.52	H
	6936	-50.71	-13	-37.71	-60.91	3.271	13.47	H
	3465	-60.30	-13	-47.30	-71.04	2.604	13.34	V
	5199	-55.05	-13	-42.05	-65.56	3.011	13.52	V
	6936	-50.30	-13	-37.30	-60.50	3.271	13.47	V

Remark: Spurious emissions within 30-1000MHz were found more than 20dB below limit line.