WCDMA Band IV (RMC 12.2Kbps)

Lowest Channel

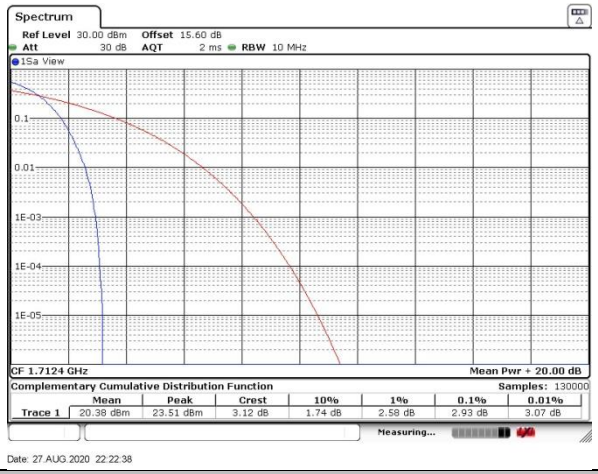

Middle Channel

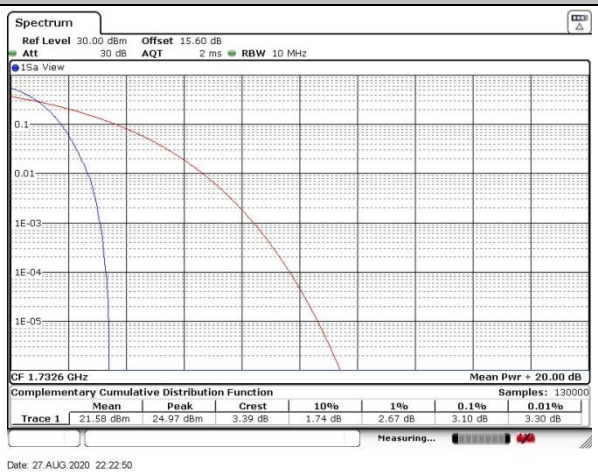

Highest Channel

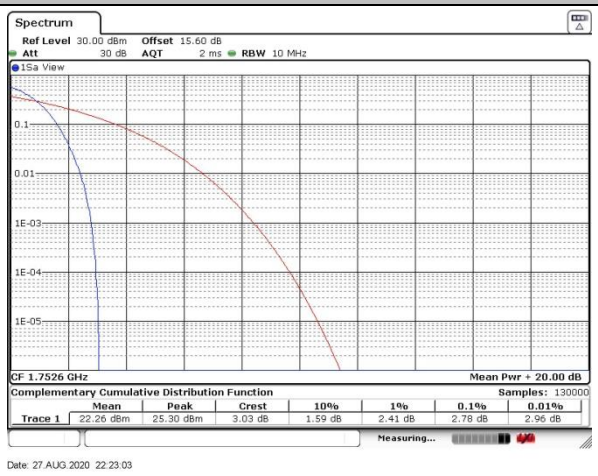

26dB Bandwidth

Mode	WCDMA Band V	WCDMA Band II	WCDMA Band IV
Mod.	RMC 12.2Kbps	RMC 12.2Kbps	RMC 12.2Kbps
Lowest CH	4.745	4.735	4.705
Middle CH	4.705	4.705	4.715
Highest CH	4.725	4.715	4.725

WCDMA Band V (RMC 12.2Kbps)

Lowest Channel

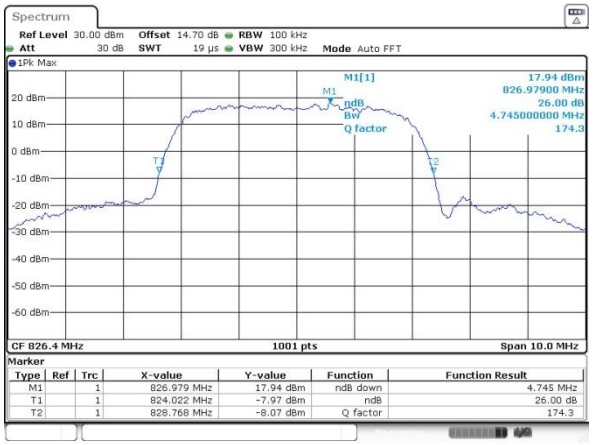

Middle Channel

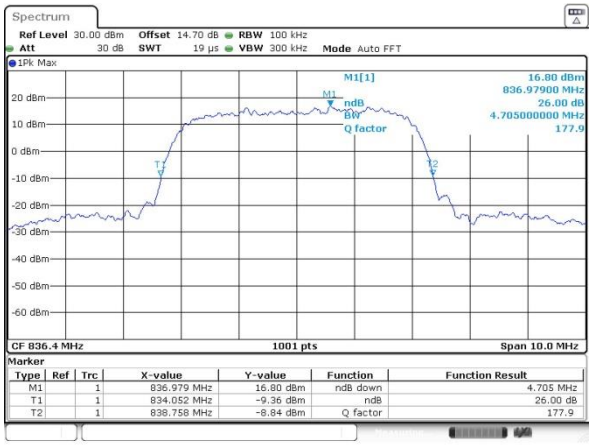

Highest Channel

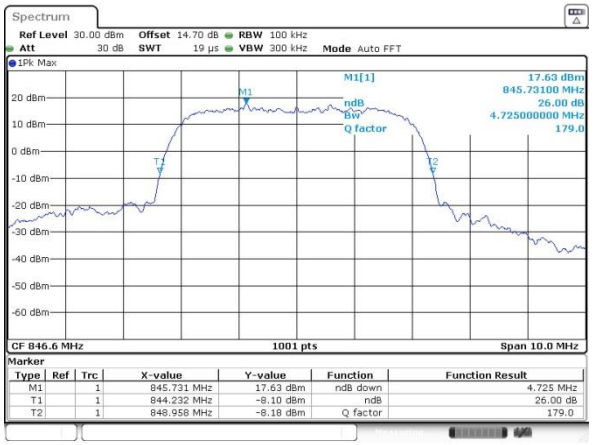

WCDMA Band II (RMC 12.2Kbps)

Lowest Channel

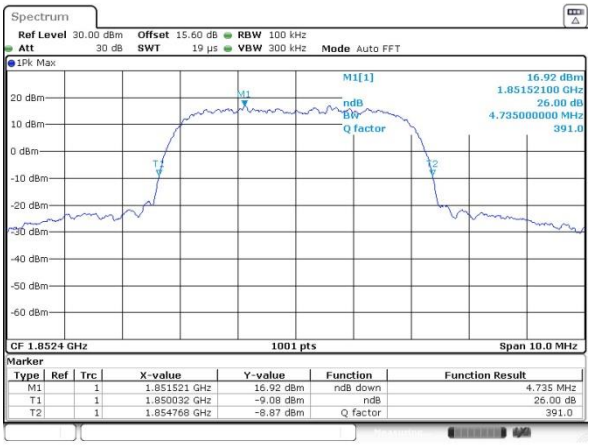

Middle Channel

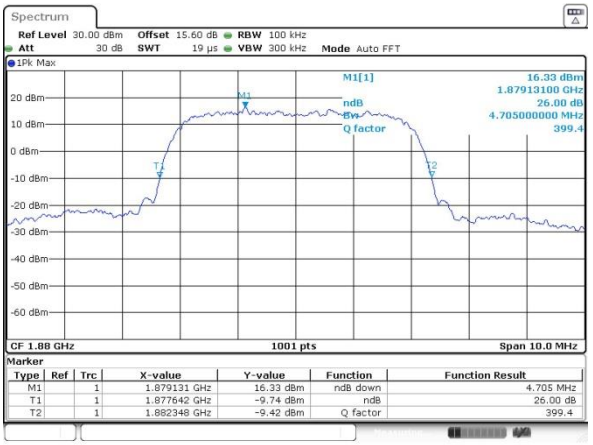

Highest Channel

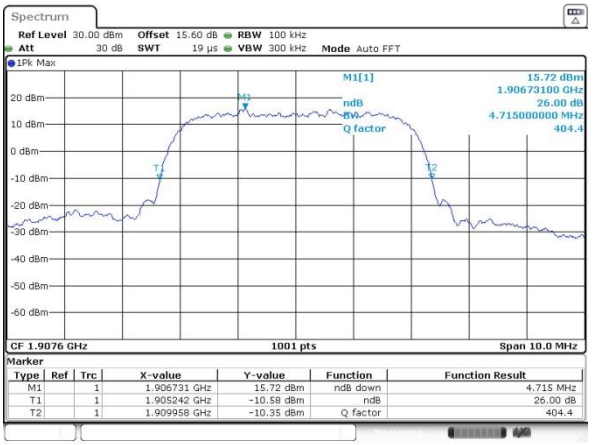

WCDMA Band IV (RMC 12.2Kbps)

Lowest Channel

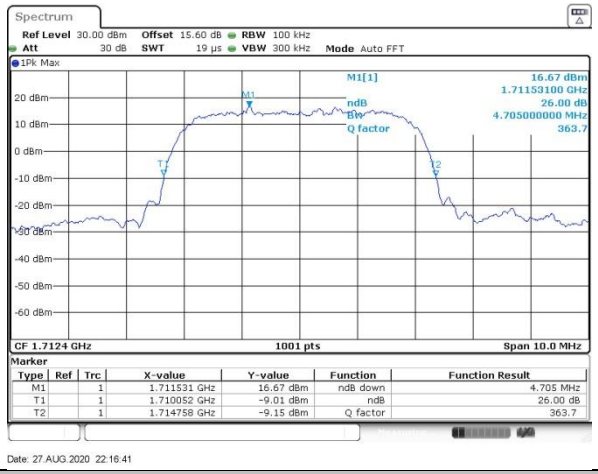

Middle Channel

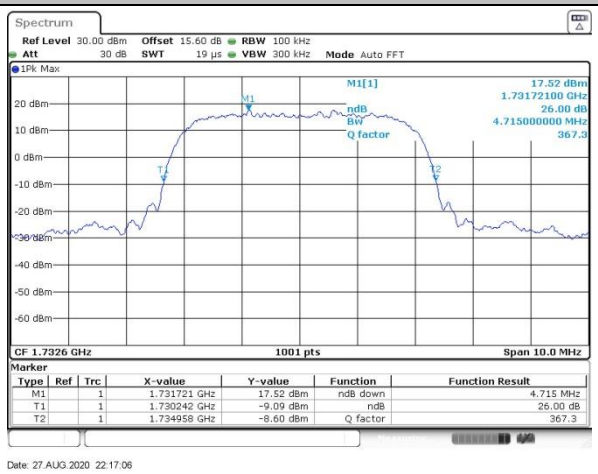

Highest Channel

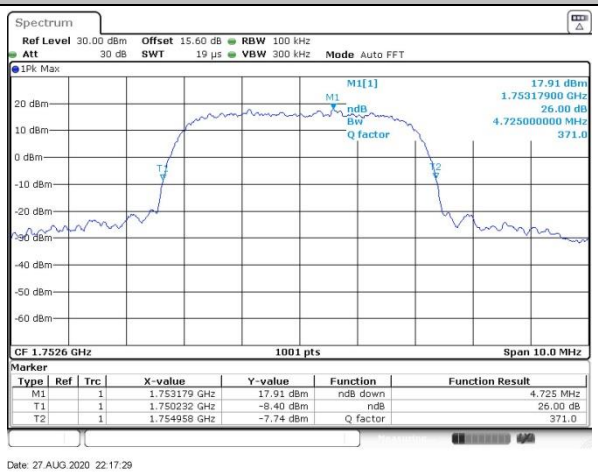

Occupied Bandwidth

Mode	WCDMA Band V	WCDMA Band II	WCDMA Band IV
Mod.	RMC 12.2Kbps	RMC 12.2Kbps	RMC 12.2Kbps
Lowest CH	4.12	4.15	4.13
Middle CH	4.14	4.15	4.13
Highest CH	4.14	4.15	4.13

WCDMA Band V (RMC 12.2Kbps)

Lowest Channel

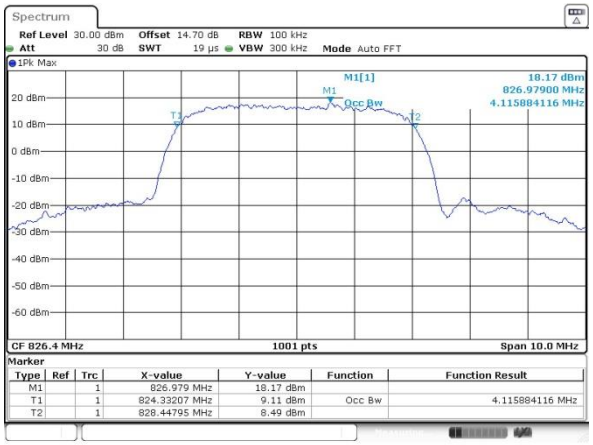

Middle Channel

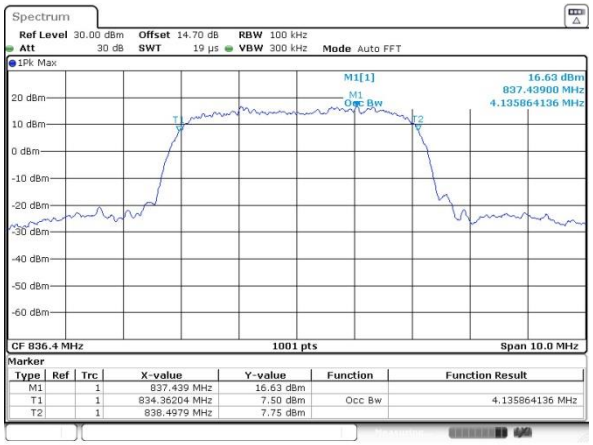

Highest Channel

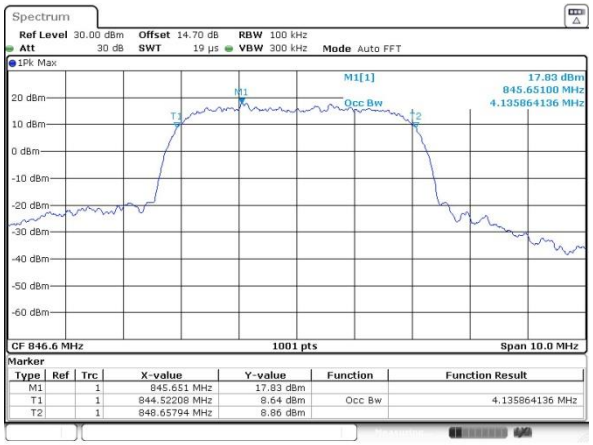

WCDMA Band II (RMC 12.2Kbps)

Lowest Channel

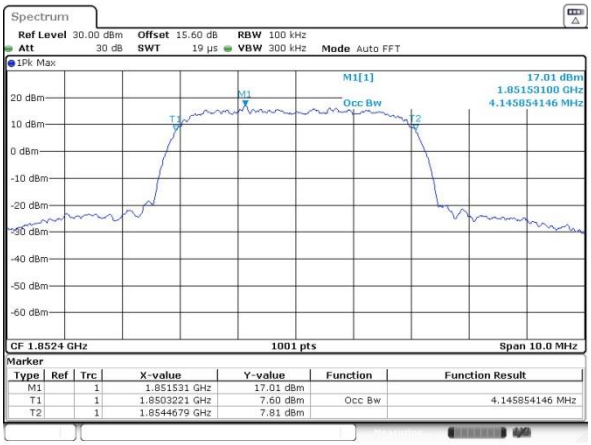

Middle Channel

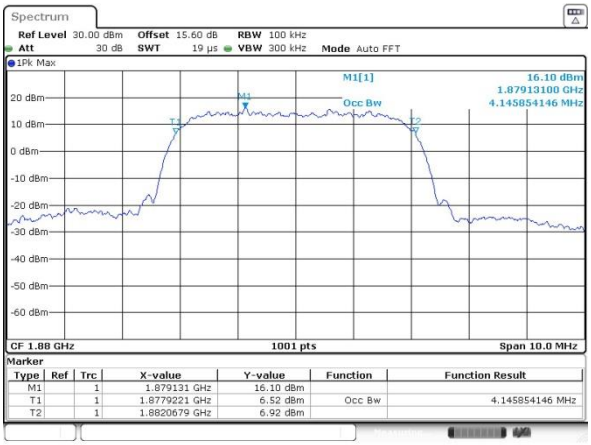

Highest Channel

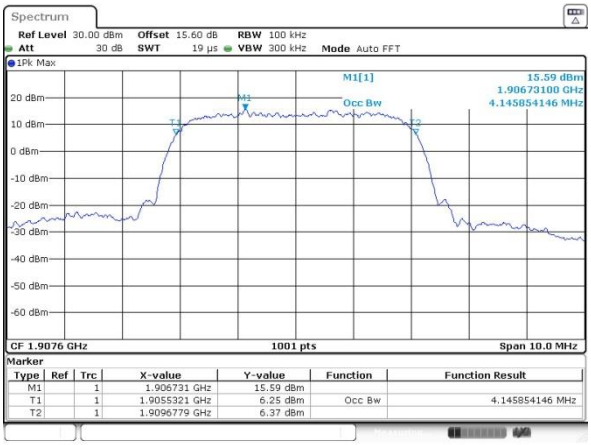

WCDMA Band IV (RMC 12.2Kbps)

Lowest Channel

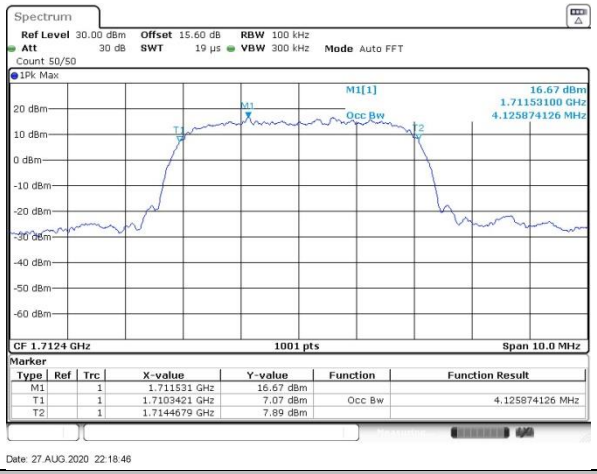

Middle Channel

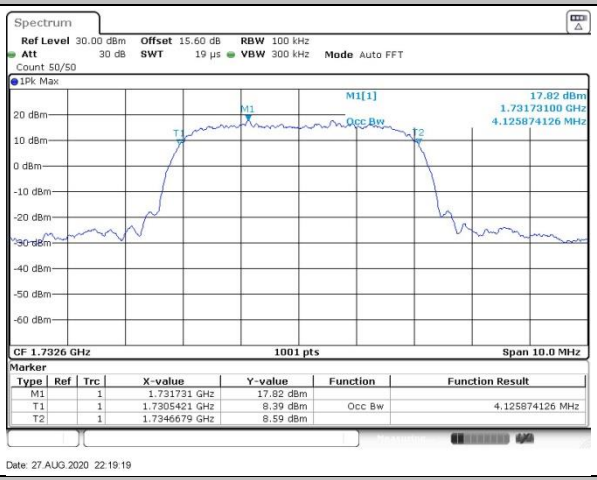

Highest Channel

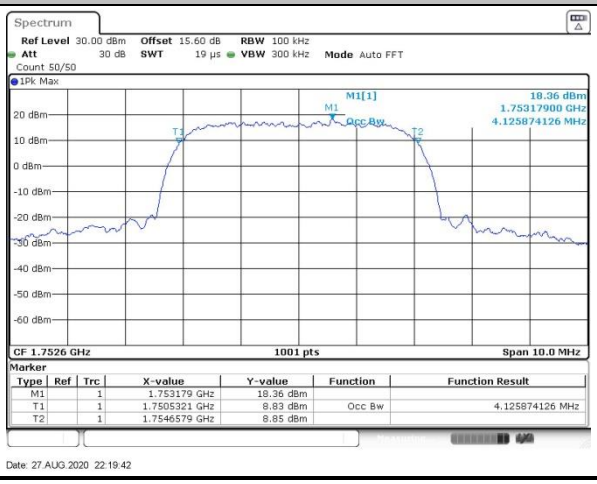

Conducted Band Edge

WCDMA Band V (RMC 12.2Kbps)

Lowest Band Edge

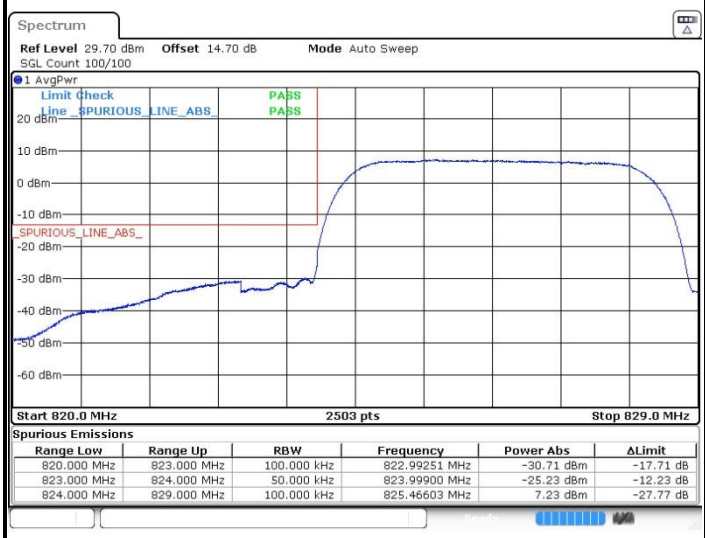

Spurious Emissions

Range Low	Range Up	RBW	Frequency	Power Abs	ΔLimit
820.000 MHz	823.000 MHz	100.000 kHz	822.99251 MHz	-30.71 dBm	-17.71 dB
823.000 MHz	824.000 MHz	50.000 kHz	823.99900 MHz	-25.23 dBm	-12.23 dB
824.000 MHz	829.000 MHz	100.000 kHz	825.46603 MHz	7.23 dBm	-27.77 dB

Date: 27.AUG.2020 22:30:54

Highest Band Edge

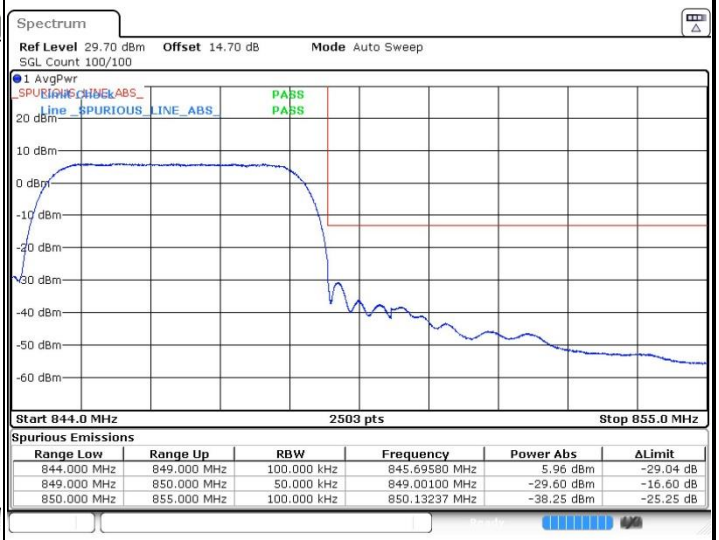

Spurious Emissions

Range Low	Range Up	RBW	Frequency	Power Abs	ΔLimit
844.000 MHz	849.000 MHz	100.000 kHz	845.69580 MHz	5.96 dBm	-29.04 dB
849.000 MHz	850.000 MHz	50.000 kHz	849.00100 MHz	-29.60 dBm	-16.60 dB
850.000 MHz	855.000 MHz	100.000 kHz	850.13237 MHz	-38.25 dBm	-25.25 dB

Date: 27.AUG.2020 22:31:36

WCDMA Band II (RMC 12.2Kbps)

Lowest Band Edge

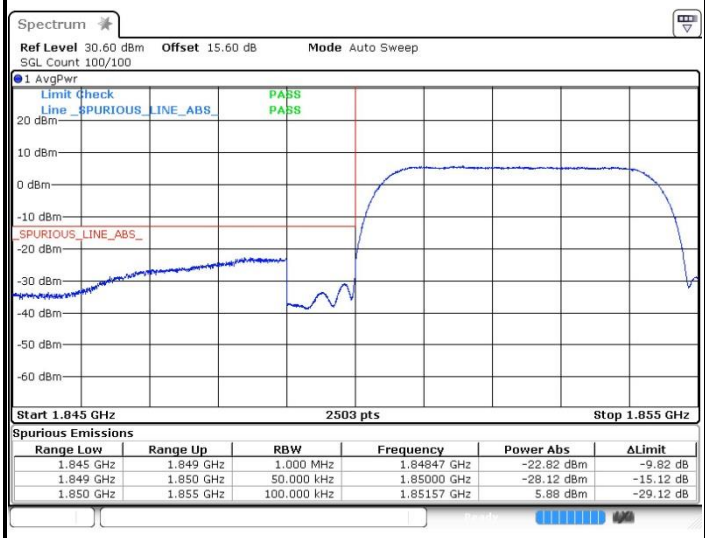

Spurious Emissions

Range Low	Range Up	RBW	Frequency	Power Abs	ΔLimit
1.845 GHz	1.849 GHz	1.000 MHz	1.84847 GHz	-22.82 dBm	-9.82 dB
1.849 GHz	1.850 GHz	50.000 kHz	1.85000 GHz	-28.12 dBm	-15.12 dB
1.850 GHz	1.855 GHz	100.000 kHz	1.85157 GHz	5.88 dBm	-29.12 dB

Date: 26.AUG.2020 23:51:31

Highest Band Edge

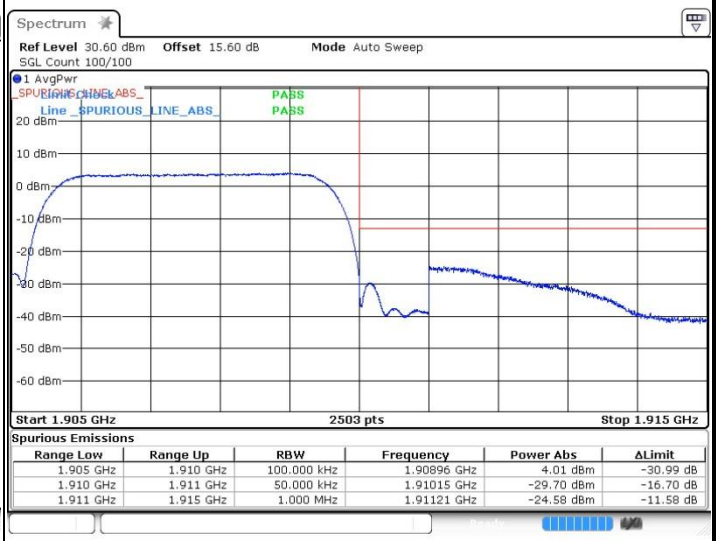

Spurious Emissions

Range Low	Range Up	RBW	Frequency	Power Abs	ΔLimit
1.905 GHz	1.910 GHz	100.000 kHz	1.90896 GHz	4.01 dBm	-30.99 dB
1.910 GHz	1.911 GHz	50.000 kHz	1.91015 GHz	-29.70 dBm	-16.70 dB
1.911 GHz	1.915 GHz	1.000 MHz	1.91121 GHz	-24.58 dBm	-11.58 dB

Date: 26.AUG.2020 23:52:15

WCDMA Band IV (RMC 12.2Kbps)	
Lowest Band Edge	**Highest Band Edge**

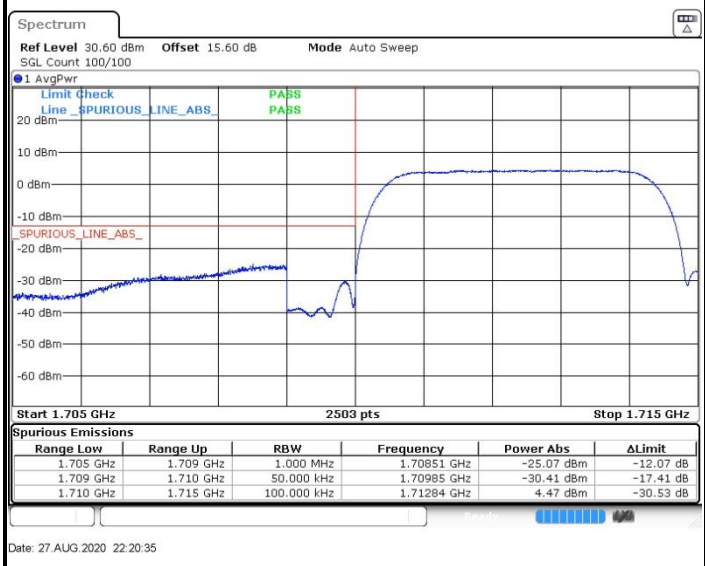

Spurious Emissions

Range Low	Range Up	RBW	Frequency	Power Abs	ΔLimit
1.705 GHz	1.709 GHz	1.000 MHz	1.70851 GHz	-25.07 dBm	-12.07 dB
1.709 GHz	1.710 GHz	50.000 kHz	1.70985 GHz	-30.41 dBm	-17.41 dB
1.710 GHz	1.715 GHz	100.000 kHz	1.71284 GHz	4.47 dBm	-30.53 dB

Date: 27.AUG.2020 22:20:35

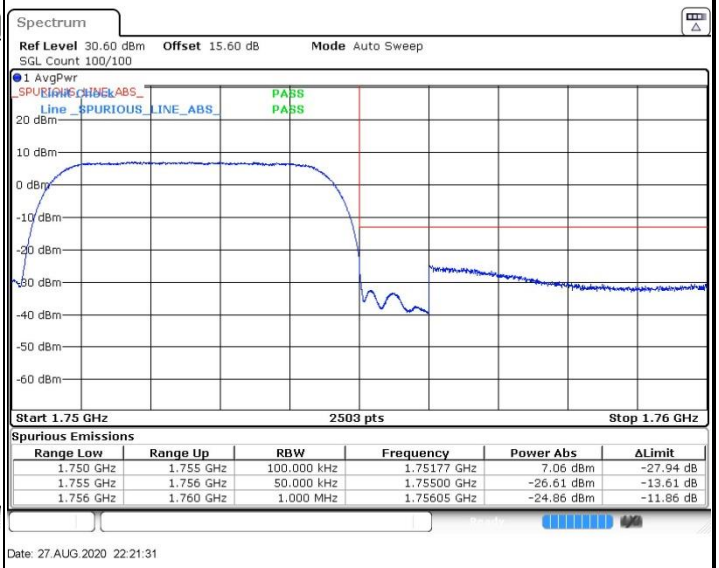

Spurious Emissions

Range Low	Range Up	RBW	Frequency	Power Abs	ΔLimit
1.750 GHz	1.755 GHz	100.000 kHz	1.75177 GHz	7.06 dBm	-27.94 dB
1.755 GHz	1.756 GHz	50.000 kHz	1.75500 GHz	-26.61 dBm	-13.61 dB
1.756 GHz	1.760 GHz	1.000 MHz	1.75605 GHz	-24.86 dBm	-11.86 dB

Date: 27.AUG.2020 22:21:31

Conducted Spurious Emission

WCDMA Band V (RMC 12.2Kbps)

Lowest Channel

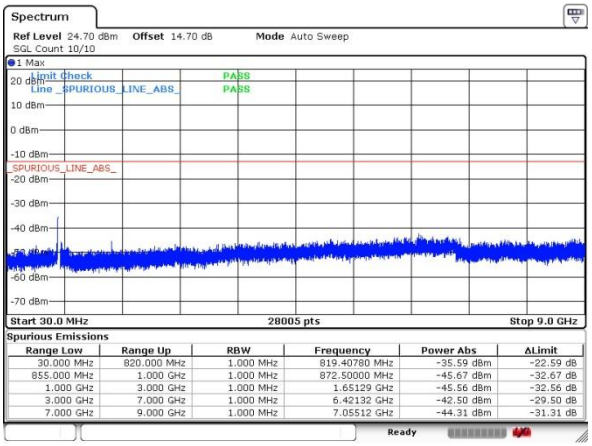

Spurious Emissions

Range Low	Range Up	RBW	Frequency	Power Abs	ΔLimit
30.000 MHz	820.000 MHz	1.000 MHz	819.40780 MHz	-35.59 dBm	-22.59 dB
855.000 MHz	1.000 GHz	1.000 MHz	872.50000 MHz	-45.67 dBm	-32.67 dB
1.000 GHz	3.000 GHz	1.000 MHz	1.65129 GHz	-45.56 dBm	-32.56 dB
3.000 GHz	7.000 GHz	1.000 MHz	6.42132 GHz	-42.50 dBm	-29.50 dB
7.000 GHz	9.000 GHz	1.000 MHz	7.05512 GHz	-44.31 dBm	-31.31 dB

Date: 26.AUG.2020 23:36:57

Middle Channel

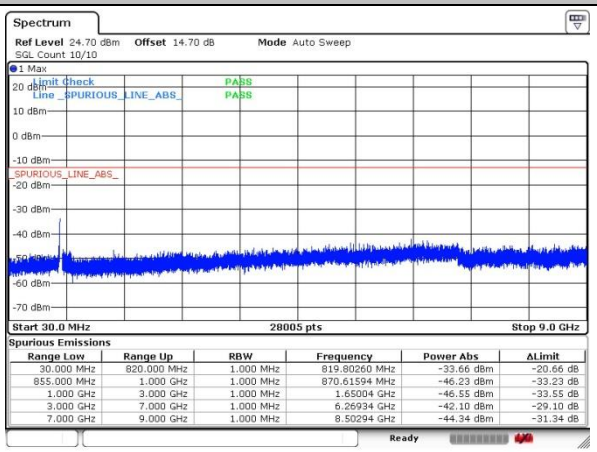

Spurious Emissions

Range Low	Range Up	RBW	Frequency	Power Abs	ΔLimit
30.000 MHz	820.000 MHz	1.000 MHz	819.80260 MHz	-33.66 dBm	-20.66 dB
855.000 MHz	1.000 GHz	1.000 MHz	870.61594 MHz	-46.23 dBm	-33.23 dB
1.000 GHz	3.000 GHz	1.000 MHz	1.65004 GHz	-46.55 dBm	-33.55 dB
3.000 GHz	7.000 GHz	1.000 MHz	6.26934 GHz	-42.10 dBm	-29.10 dB
7.000 GHz	9.000 GHz	1.000 MHz	8.50294 GHz	-44.34 dBm	-31.34 dB

Date: 26.AUG.2020 23:37:36

Highest Channel

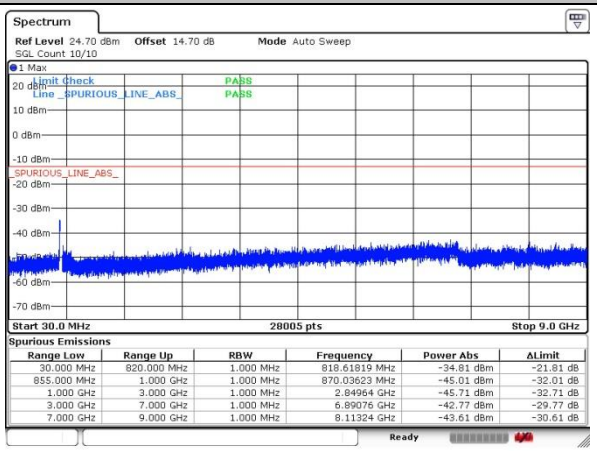

Spurious Emissions

Range Low	Range Up	RBW	Frequency	Power Abs	ΔLimit
30.000 MHz	820.000 MHz	1.000 MHz	818.61819 MHz	-34.81 dBm	-21.81 dB
855.000 MHz	1.000 GHz	1.000 MHz	870.03623 MHz	-45.01 dBm	-32.01 dB
1.000 GHz	3.000 GHz	1.000 MHz	2.84964 GHz	-45.71 dBm	-32.71 dB
3.000 GHz	7.000 GHz	1.000 MHz	6.89076 GHz	-42.77 dBm	-29.77 dB
7.000 GHz	9.000 GHz	1.000 MHz	8.11324 GHz	-43.61 dBm	-30.61 dB

Date: 26.AUG.2020 23:37:53

WCDMA Band II (RMC 12.2Kbps)

Lowest Channel

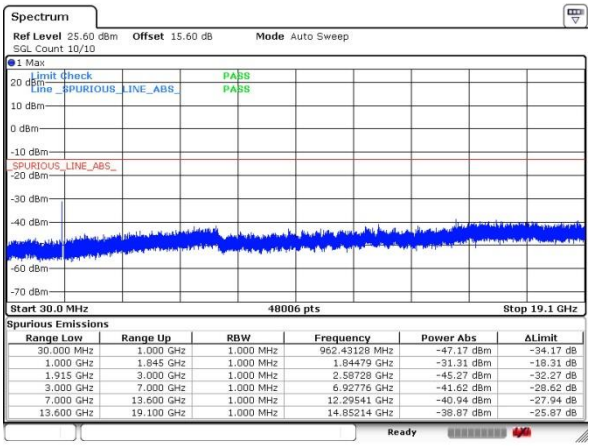

Spurious Emissions

Range Low	Range Up	RBW	Frequency	Power Abs	ΔLimit
30.000 MHz	1.000 GHz	1.000 MHz	962.43128 MHz	-47.17 dBm	-34.17 dB
1.000 GHz	1.845 GHz	1.000 MHz	1.84479 GHz	-31.31 dBm	-18.31 dB
1.915 GHz	3.000 GHz	1.000 MHz	2.58728 GHz	-45.27 dBm	-32.27 dB
3.000 GHz	7.000 GHz	1.000 MHz	6.92776 GHz	-41.62 dBm	-28.62 dB
7.000 GHz	13.600 GHz	1.000 MHz	12.29541 GHz	-40.94 dBm	-27.94 dB
13.600 GHz	19.100 GHz	1.000 MHz	14.85214 GHz	-38.87 dBm	-25.87 dB

Date: 26.AUG.2020 23:52:54

Middle Channel

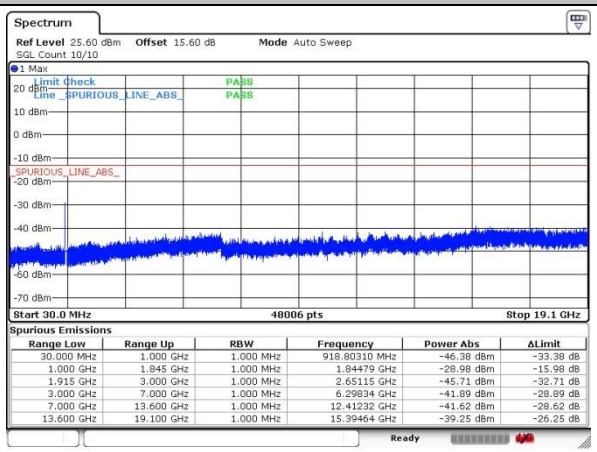

Spurious Emissions

Range Low	Range Up	RBW	Frequency	Power Abs	ΔLimit
30.000 MHz	1.000 GHz	1.000 MHz	918.80310 MHz	-46.38 dBm	-33.38 dB
1.000 GHz	1.845 GHz	1.000 MHz	1.84479 GHz	-28.98 dBm	-15.98 dB
1.915 GHz	3.000 GHz	1.000 MHz	2.65115 GHz	-45.71 dBm	-32.71 dB
3.000 GHz	7.000 GHz	1.000 MHz	6.29834 GHz	-41.89 dBm	-28.89 dB
7.000 GHz	13.600 GHz	1.000 MHz	12.41232 GHz	-41.62 dBm	-28.62 dB
13.600 GHz	19.100 GHz	1.000 MHz	15.39464 GHz	-39.25 dBm	-26.25 dB

Date: 26.AUG.2020 23:53:44

Highest Channel

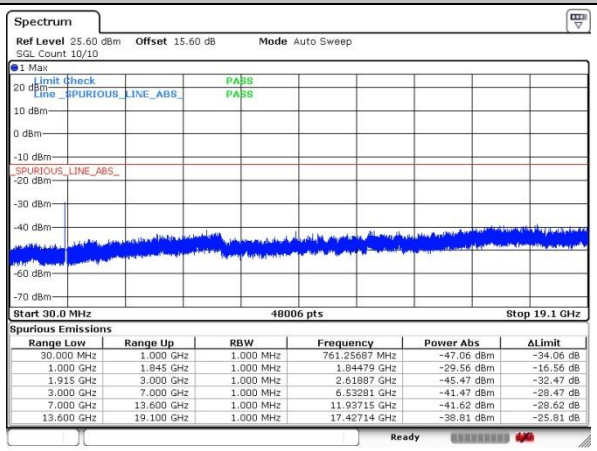

Spurious Emissions

Range Low	Range Up	RBW	Frequency	Power Abs	ΔLimit
30.000 MHz	1.000 GHz	1.000 MHz	761.25687 MHz	-47.06 dBm	-34.06 dB
1.000 GHz	1.845 GHz	1.000 MHz	1.84479 GHz	-29.56 dBm	-16.56 dB
1.915 GHz	3.000 GHz	1.000 MHz	2.61887 GHz	-45.47 dBm	-32.47 dB
3.000 GHz	7.000 GHz	1.000 MHz	6.53281 GHz	-41.47 dBm	-28.47 dB
7.000 GHz	13.600 GHz	1.000 MHz	11.93715 GHz	-41.62 dBm	-28.62 dB
13.600 GHz	19.100 GHz	1.000 MHz	17.42714 GHz	-38.81 dBm	-25.81 dB

Date: 26.AUG.2020 23:54:05

WCDMA Band IV (RMC 12.2Kbps)

Lowest Channel

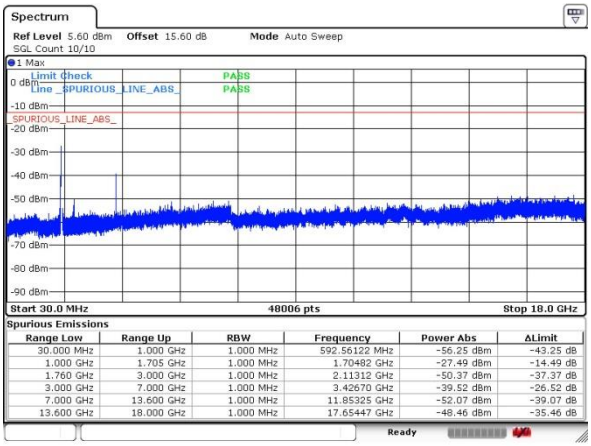

Spurious Emissions

Range Low	Range Up	RBW	Frequency	Power Abs	ΔLimit
30.000 MHz	1.000 GHz	1.000 MHz	592.56122 MHz	-56.25 dBm	-43.25 dB
1.000 GHz	1.705 GHz	1.000 MHz	1.70482 GHz	-27.49 dBm	-14.49 dB
1.760 GHz	3.000 GHz	1.000 MHz	2.11312 GHz	-50.37 dBm	-37.37 dB
3.000 GHz	7.000 GHz	1.000 MHz	3.42670 GHz	-39.52 dBm	-26.52 dB
7.000 GHz	13.600 GHz	1.000 MHz	11.85325 GHz	-52.07 dBm	-39.07 dB
13.600 GHz	18.000 GHz	1.000 MHz	17.65447 GHz	-48.46 dBm	-35.46 dB

Date: 27.AUG.2020 00:08:59

Middle Channel

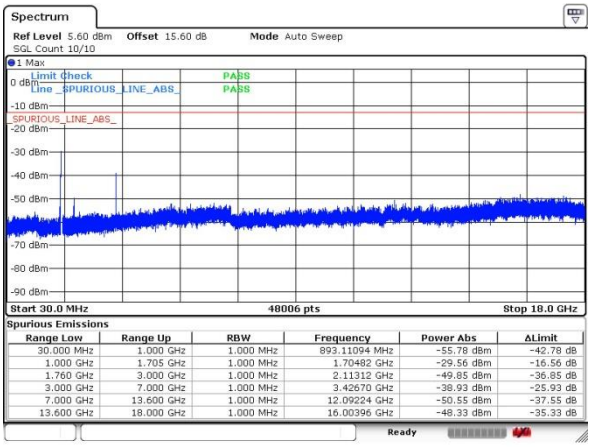

Spurious Emissions

Range Low	Range Up	RBW	Frequency	Power Abs	ΔLimit
30.000 MHz	1.000 GHz	1.000 MHz	893.11094 MHz	-55.78 dBm	-42.78 dB
1.000 GHz	1.705 GHz	1.000 MHz	1.70482 GHz	-29.56 dBm	-16.56 dB
1.760 GHz	3.000 GHz	1.000 MHz	2.11312 GHz	-49.85 dBm	-36.85 dB
3.000 GHz	7.000 GHz	1.000 MHz	3.42670 GHz	-38.93 dBm	-25.93 dB
7.000 GHz	13.600 GHz	1.000 MHz	12.09224 GHz	-50.55 dBm	-37.55 dB
13.600 GHz	18.000 GHz	1.000 MHz	16.00396 GHz	-48.33 dBm	-35.33 dB

Date: 27.AUG.2020 00:09:35

Highest Channel

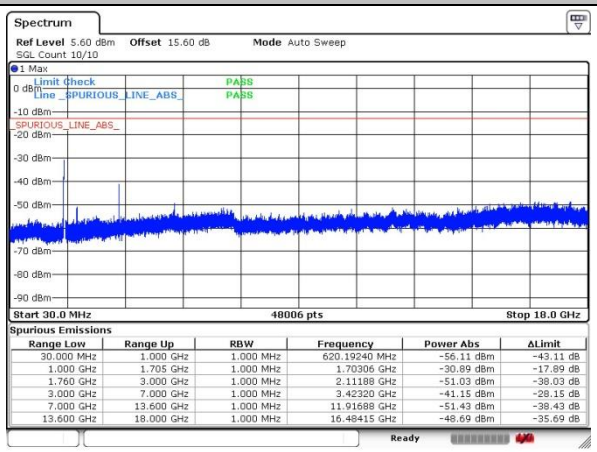

Spurious Emissions

Range Low	Range Up	RBW	Frequency	Power Abs	ΔLimit
30.000 MHz	1.000 GHz	1.000 MHz	620.19240 MHz	-56.11 dBm	-43.11 dB
1.000 GHz	1.705 GHz	1.000 MHz	1.70306 GHz	-30.89 dBm	-17.89 dB
1.760 GHz	3.000 GHz	1.000 MHz	2.11188 GHz	-51.03 dBm	-38.03 dB
3.000 GHz	7.000 GHz	1.000 MHz	3.42320 GHz	-41.15 dBm	-28.15 dB
7.000 GHz	13.600 GHz	1.000 MHz	11.91688 GHz	-51.43 dBm	-38.43 dB
13.600 GHz	18.000 GHz	1.000 MHz	16.48415 GHz	-48.69 dBm	-35.69 dB

Date: 27.AUG.2020 00:09:56

Frequency Stability

Test Conditions	Middle Channel	WCDMA Band V (RMC 12.2Kbps)	Limit 2.5ppm
Temperature (°C)	Voltage (Volt)	Deviation (ppm)	Result
50	Normal Voltage	0.0098	PASS
40	Normal Voltage	0.0295	
30	Normal Voltage	0.0031	
20(Ref.)	Normal Voltage	0.0000	
10	Normal Voltage	0.0258	
0	Normal Voltage	0.0253	
-10	Normal Voltage	0.0078	
-20	Normal Voltage	0.0173	
-30	Normal Voltage	0.0226	
20	Maximum Voltage	0.0022	
20	Normal Voltage	0.0000	
20	Battery End Point	0.0273	

Test Conditions	Middle Channel	WCDMA Band II (RMC 12.2Kbps)	Limit Note 2.
Temperature (°C)	Voltage (Volt)	Deviation (ppm)	Result
50	Normal Voltage	0.0023	PASS
40	Normal Voltage	0.0132	
30	Normal Voltage	0.0158	
20(Ref.)	Normal Voltage	0.0000	
10	Normal Voltage	0.0154	
0	Normal Voltage	0.008	
-10	Normal Voltage	0.0125	
-20	Normal Voltage	0.0159	
-30	Normal Voltage	0.0027	
20	Maximum Voltage	0.0032	
20	Normal Voltage	0.0000	
20	Battery End Point	0.0022	

Test Conditions	Middle Channel	WCDMA Band IV (RMC 12.2Kbps)	Limit Note 2.
Temperature (°C)	Voltage (Volt)	Deviation (ppm)	Result
50	Normal Voltage	0.0035	PASS
40	Normal Voltage	0.0029	
30	Normal Voltage	0.0150	
20(Ref.)	Normal Voltage	0.0000	
10	Normal Voltage	0.0023	
0	Normal Voltage	0.0127	
-10	Normal Voltage	0.0035	
-20	Normal Voltage	0.0144	
-30	Normal Voltage	0.0046	
20	Maximum Voltage	0.0017	
20	Normal Voltage	0.0000	
20	Battery End Point	0.0035	

Note:

1. Normal Voltage = 3.8V. ；Battery End Point (BEP) =3 V.；Maximum Voltage =4.4V
2. The frequency fundamental emissions stay within the authorized frequency block based on the frequency deviation measured is small.

A3. CDMA

Peak-to-Average Ratio

Mode	CDMA BC0(dB)	CDMA BC1(dB)	Limit: 13dB
Mod.	1xRTT	1xRTT	Result
Lowest CH	3.39	3.62	PASS
Middle CH	3.74	3.77	
Highest CH	3.22	3.42	

CDMA BC0 (1xRTT)	CDMA BC1 (1xRTT)
Lowest Channel	**Lowest Channel**
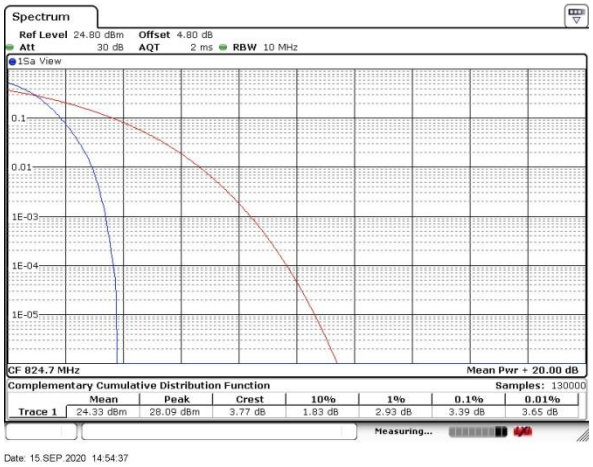	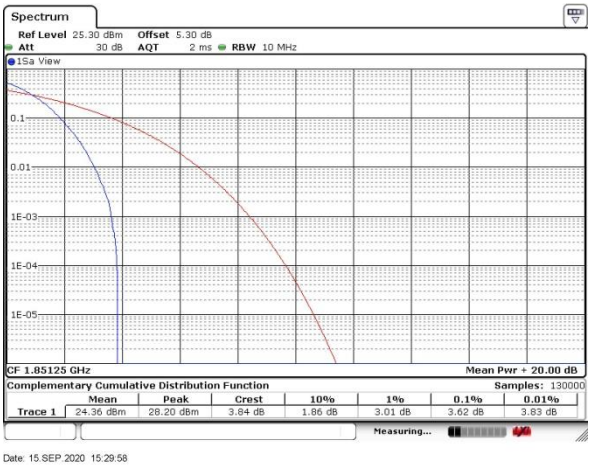
Middle Channel	**Middle Channel**
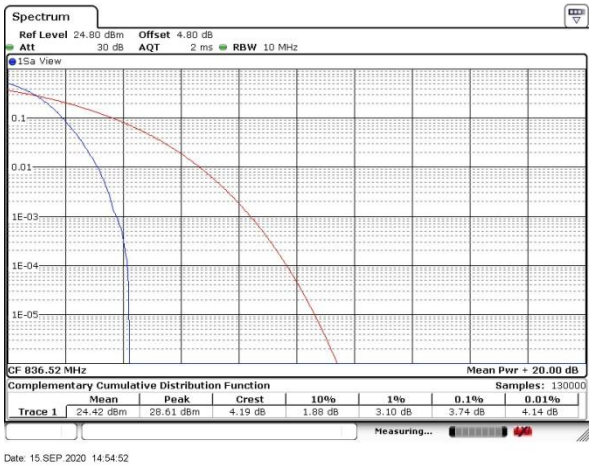	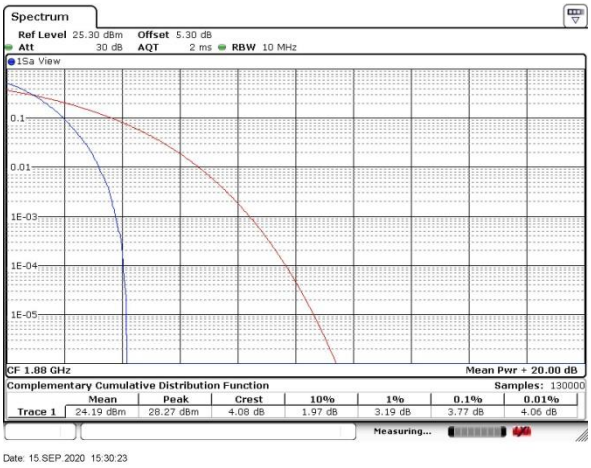
Highest Channel	**Highest Channel**
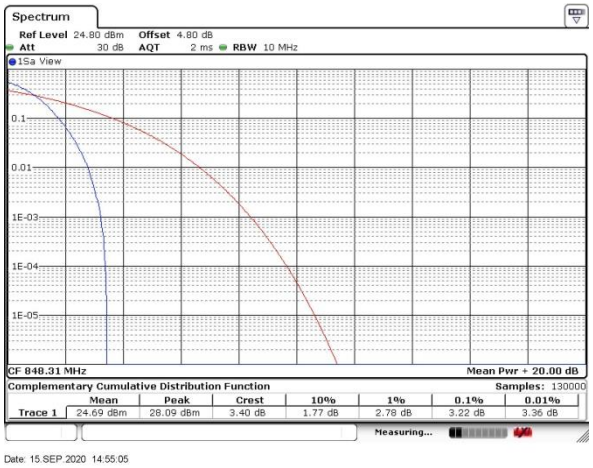	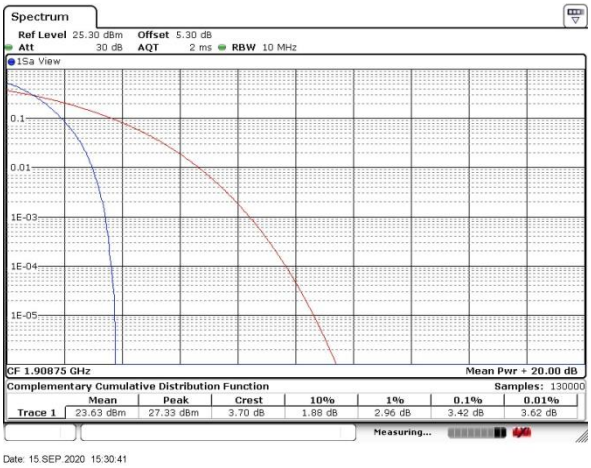

26dB Bandwidth

Mode	CDMA BC0	CDMA BC1
Mod.	1xRTT	1xRTT
Lowest CH	1.4306	1.4306
Middle CH	1.4286	1.4306
Highest CH	1.4326	1.4306

CDMA BC0 (1xRTT)

Lowest Channel

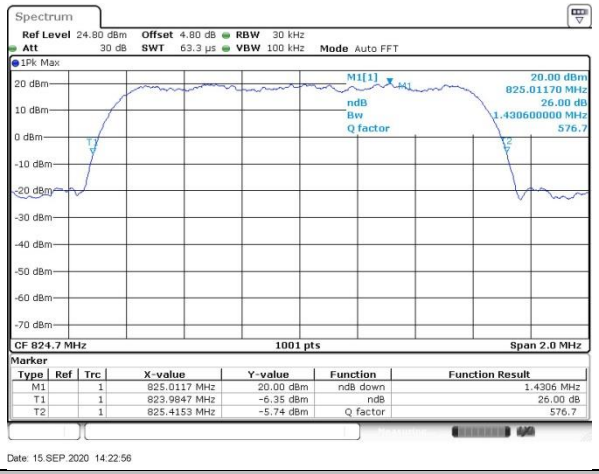

Middle Channel

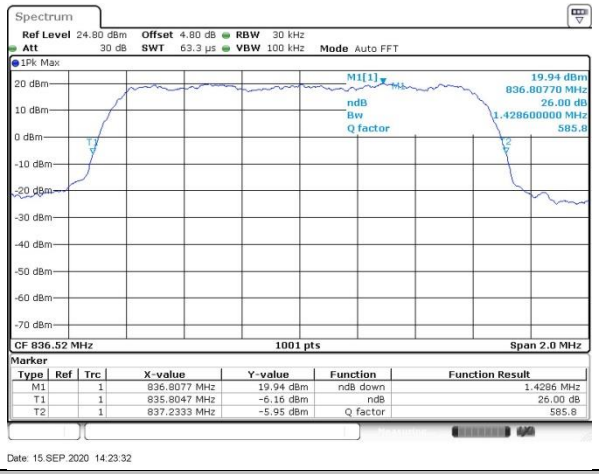

Highest Channel

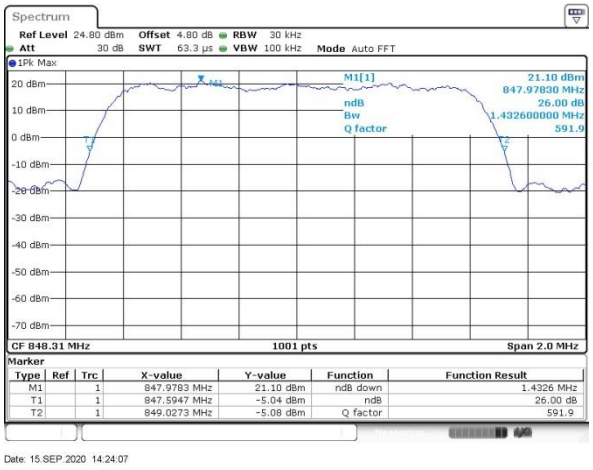

CDMA BC1 (1xRTT)

Lowest Channel

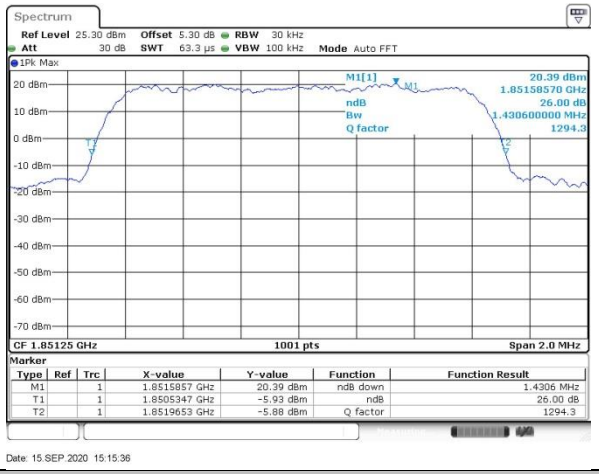

Middle Channel

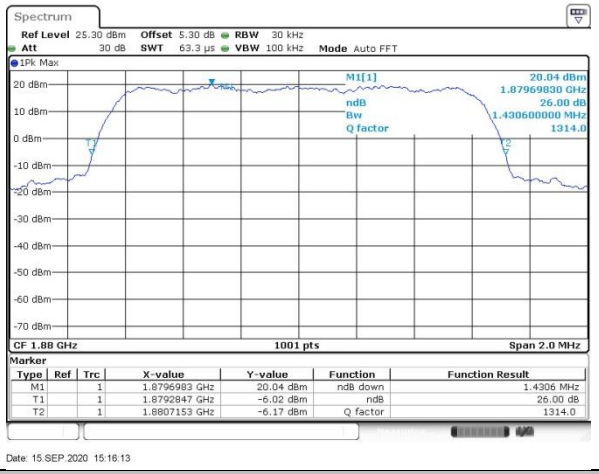

Highest Channel

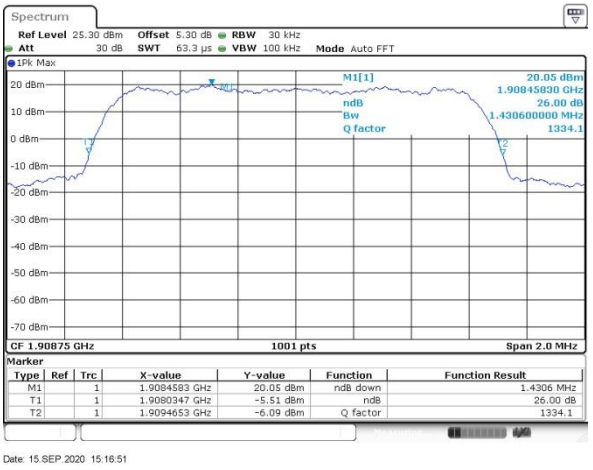

Occupied Bandwidth

Mode	CDMA BC0	CDMA BC1
Mod.	1xRTT	1xRTT
Lowest CH	1.2707	1.2727
Middle CH	1.2687	1.2707
Highest CH	1.2747	1.2727

CDMA BC0 (1xRTT)	CDMA BC1(1xRTT)
Lowest Channel	**Lowest Channel**
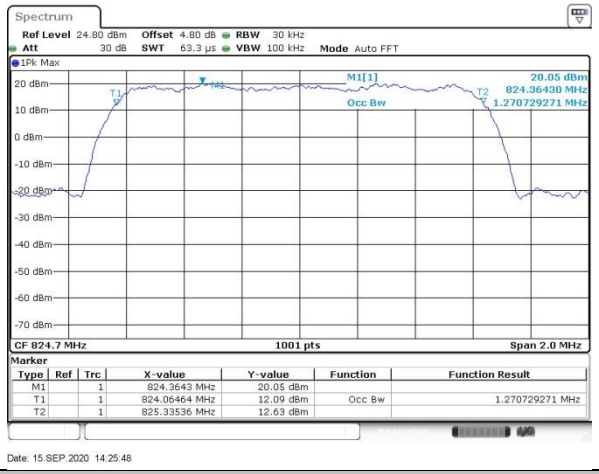	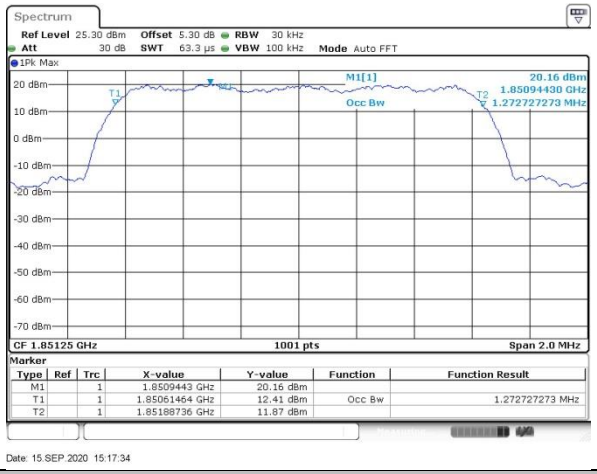
Middle Channel	**Middle Channel**
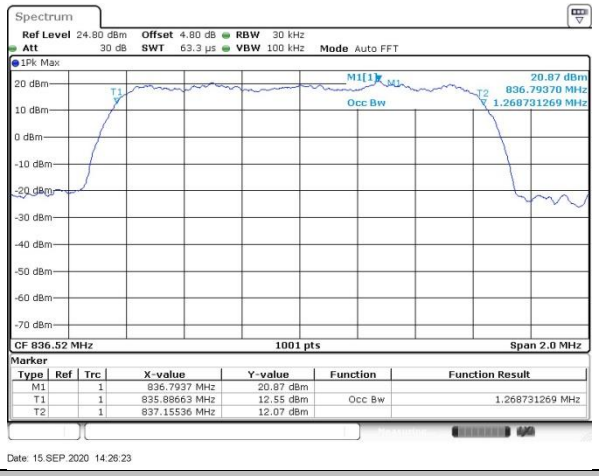	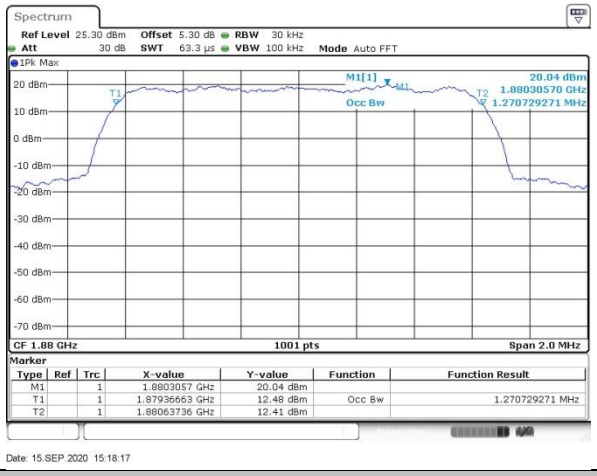
Highest Channel	**Highest Channel**
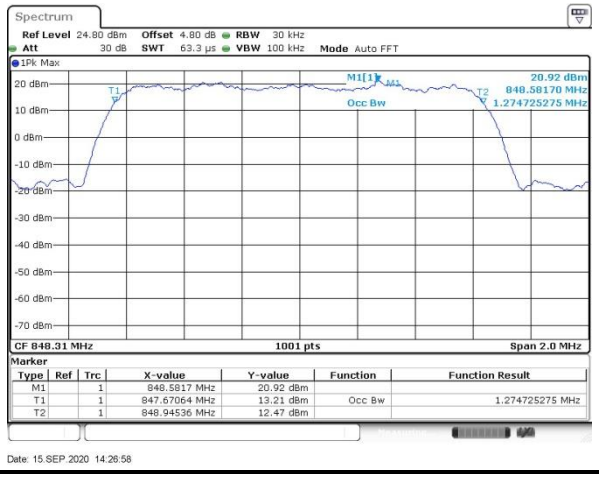	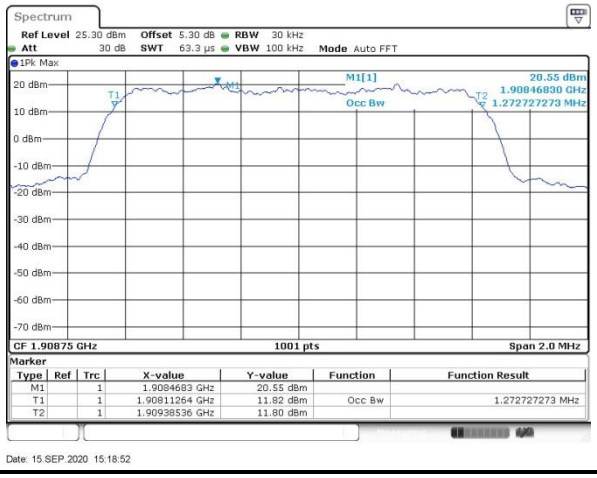

Conducted Band Edge

CDMA BC0 (1xRTT)

Lowest Band Edge

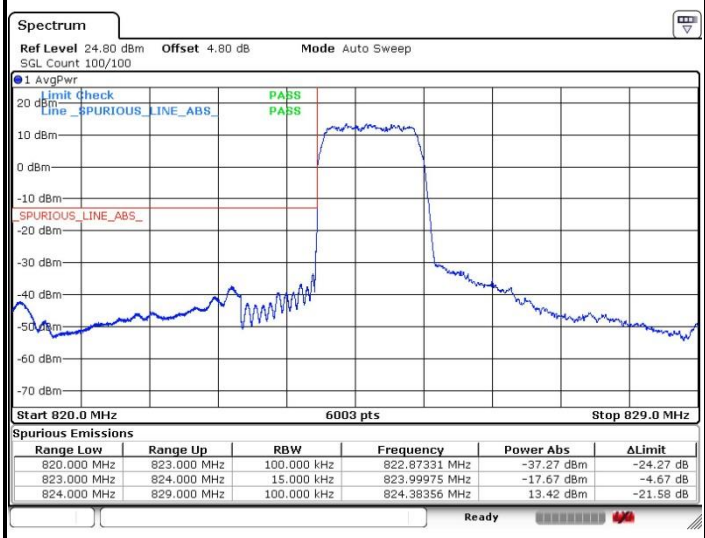

Spurious Emissions

Range Low	Range Up	RBW	Frequency	Power Abs	ΔLimit
820.000 MHz	823.000 MHz	100.000 kHz	822.87331 MHz	-37.27 dBm	-24.27 dB
823.000 MHz	824.000 MHz	15.000 kHz	823.99975 MHz	-17.67 dBm	-4.67 dB
824.000 MHz	829.000 MHz	100.000 kHz	824.38356 MHz	13.42 dBm	-21.58 dB

Date: 21.SEP.2020 17:07:55

Highest Band Edge

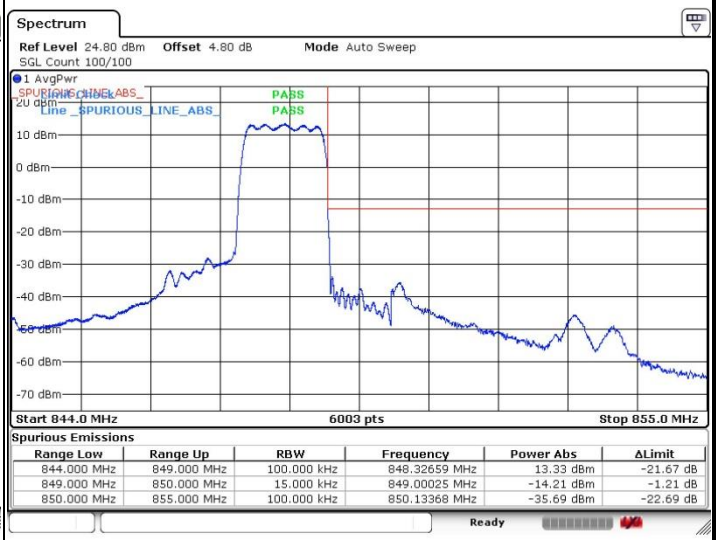

Spurious Emissions

Range Low	Range Up	RBW	Frequency	Power Abs	ΔLimit
844.000 MHz	849.000 MHz	100.000 kHz	848.32659 MHz	13.33 dBm	-21.67 dB
849.000 MHz	850.000 MHz	15.000 kHz	849.00025 MHz	-14.21 dBm	-1.21 dB
850.000 MHz	855.000 MHz	100.000 kHz	850.13368 MHz	-35.69 dBm	-22.69 dB

Date: 21.SEP.2020 17:18:48

CDMA BC1 (1xRTT)

Lowest Band Edge

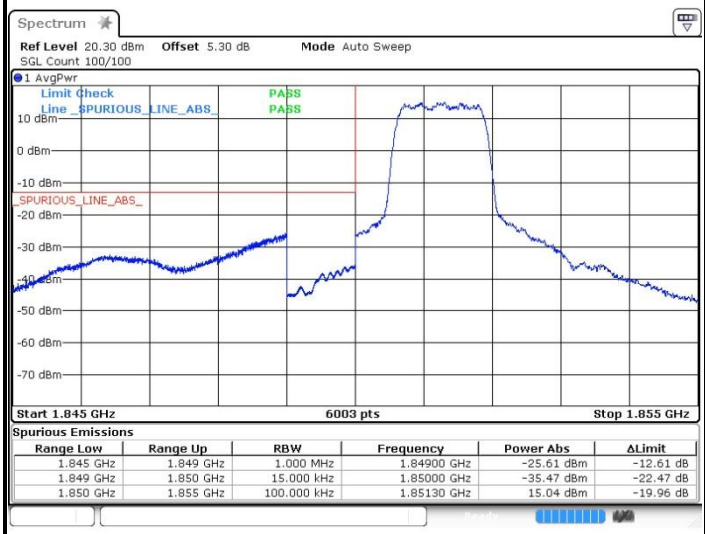

Spurious Emissions

Range Low	Range Up	RBW	Frequency	Power Abs	ΔLimit
1.845 GHz	1.849 GHz	1.000 MHz	1.84900 GHz	-25.61 dBm	-12.61 dB
1.849 GHz	1.850 GHz	15.000 kHz	1.85000 GHz	-35.47 dBm	-22.47 dB
1.850 GHz	1.855 GHz	100.000 kHz	1.85130 GHz	15.04 dBm	-19.96 dB

Date: 15.SEP.2020 15:21:45

Highest Band Edge

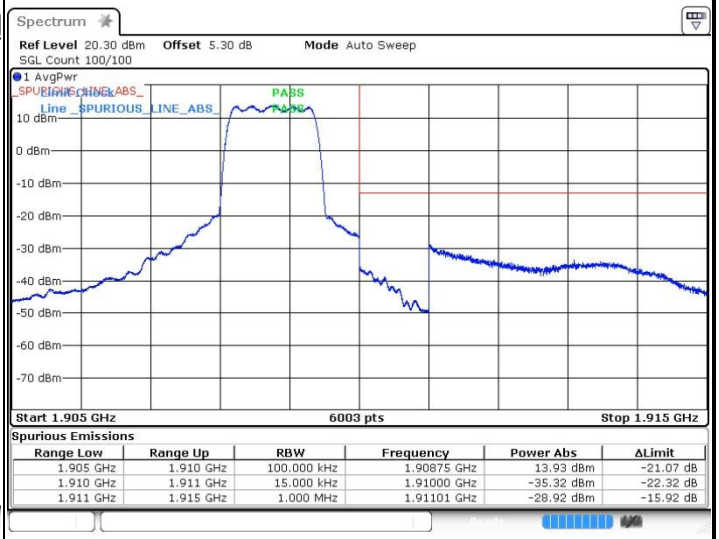

Spurious Emissions

Range Low	Range Up	RBW	Frequency	Power Abs	ΔLimit
1.905 GHz	1.910 GHz	100.000 kHz	1.90875 GHz	13.93 dBm	-21.07 dB
1.910 GHz	1.911 GHz	15.000 kHz	1.91000 GHz	-35.32 dBm	-22.32 dB
1.911 GHz	1.915 GHz	1.000 MHz	1.91101 GHz	-28.92 dBm	-15.92 dB

Date: 15.SEP.2020 15:24:32

Conducted Spurious Emission

CDMA BC0 (1xRTT)

Lowest Channel

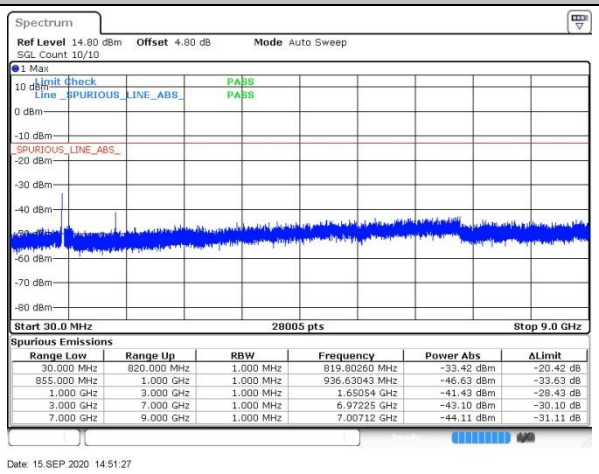

Spurious Emissions

Range Low	Range Up	RBW	Frequency	Power Abs	ΔLimit
30.000 MHz	820.000 MHz	1.000 MHz	819.80260 MHz	-33.42 dBm	-20.42 dB
855.000 MHz	1.000 GHz	1.000 MHz	936.63043 MHz	-46.63 dBm	-33.63 dB
1.000 GHz	3.000 GHz	1.000 MHz	1.65054 GHz	-41.43 dBm	-28.43 dB
3.000 GHz	7.000 GHz	1.000 MHz	6.97225 GHz	-43.10 dBm	-30.10 dB
7.000 GHz	9.000 GHz	1.000 MHz	7.00712 GHz	-44.11 dBm	-31.11 dB

Date: 15.SEP.2020 14:51:27

Middle Channel

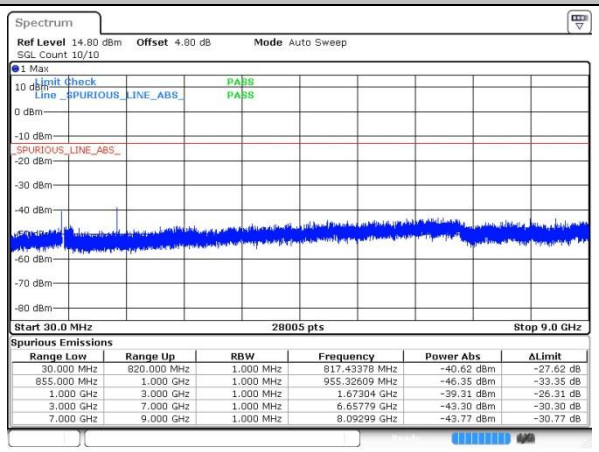

Spurious Emissions

Range Low	Range Up	RBW	Frequency	Power Abs	ΔLimit
30.000 MHz	820.000 MHz	1.000 MHz	817.43378 MHz	-40.62 dBm	-27.62 dB
855.000 MHz	1.000 GHz	1.000 MHz	955.32609 MHz	-46.35 dBm	-33.35 dB
1.000 GHz	3.000 GHz	1.000 MHz	1.67304 GHz	-39.31 dBm	-26.31 dB
3.000 GHz	7.000 GHz	1.000 MHz	6.65779 GHz	-43.30 dBm	-30.30 dB
7.000 GHz	9.000 GHz	1.000 MHz	8.09299 GHz	-43.77 dBm	-30.77 dB

Date: 15.SEP.2020 14:52:52

Highest Channel

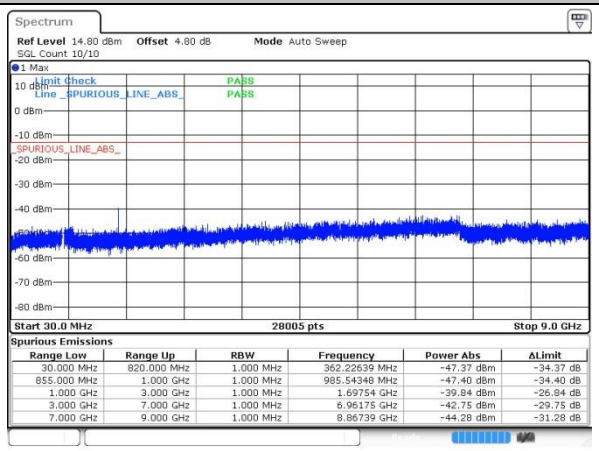

Spurious Emissions

Range Low	Range Up	RBW	Frequency	Power Abs	ΔLimit
30.000 MHz	820.000 MHz	1.000 MHz	362.22639 MHz	-47.37 dBm	-34.37 dB
855.000 MHz	1.000 GHz	1.000 MHz	985.54348 MHz	-47.40 dBm	-34.40 dB
1.000 GHz	3.000 GHz	1.000 MHz	1.69754 GHz	-39.84 dBm	-26.84 dB
3.000 GHz	7.000 GHz	1.000 MHz	6.96175 GHz	-42.75 dBm	-29.75 dB
7.000 GHz	9.000 GHz	1.000 MHz	8.86739 GHz	-44.28 dBm	-31.28 dB

Date: 15.SEP.2020 14:54:14

CDMA BC1 (1xRTT)

Lowest Channel

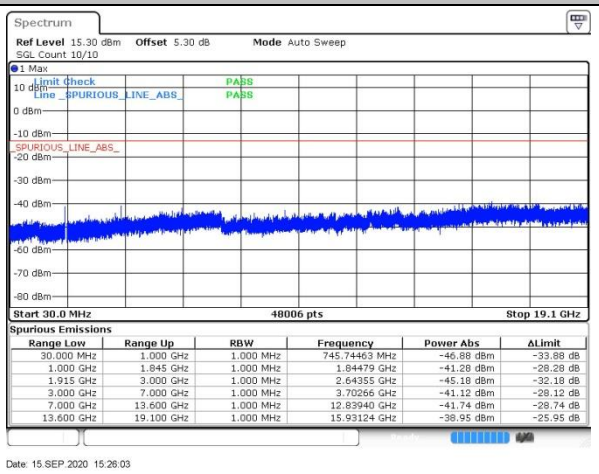

Spurious Emissions

Range Low	Range Up	RBW	Frequency	Power Abs	ΔLimit
30.000 MHz	1.000 GHz	1.000 MHz	745.74463 MHz	-46.88 dBm	-33.88 dB
1.000 GHz	1.845 GHz	1.000 MHz	1.84479 GHz	-41.28 dBm	-28.28 dB
1.915 GHz	3.000 GHz	1.000 MHz	2.64355 GHz	-45.18 dBm	-32.18 dB
3.000 GHz	7.000 GHz	1.000 MHz	3.70266 GHz	-41.12 dBm	-28.12 dB
7.000 GHz	13.600 GHz	1.000 MHz	12.83940 GHz	-41.74 dBm	-28.74 dB
13.600 GHz	19.100 GHz	1.000 MHz	15.93124 GHz	-38.95 dBm	-25.95 dB

Date: 15.SEP.2020 15:26:03

Middle Channel

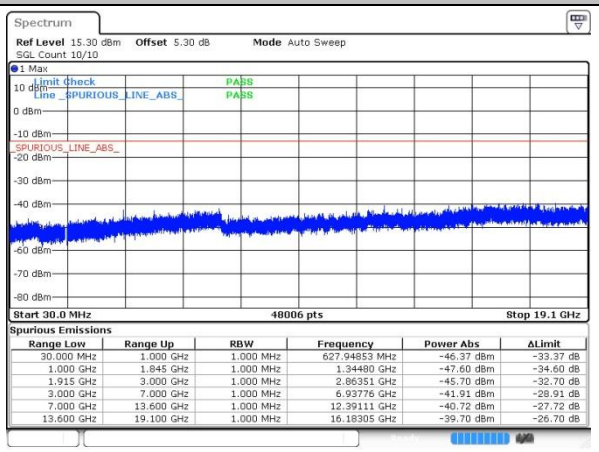

Spurious Emissions

Range Low	Range Up	RBW	Frequency	Power Abs	ΔLimit
30.000 MHz	1.000 GHz	1.000 MHz	627.94853 MHz	-46.37 dBm	-33.37 dB
1.000 GHz	1.845 GHz	1.000 MHz	1.34480 GHz	-47.60 dBm	-34.60 dB
1.915 GHz	3.000 GHz	1.000 MHz	2.86351 GHz	-45.70 dBm	-32.70 dB
3.000 GHz	7.000 GHz	1.000 MHz	6.93776 GHz	-41.91 dBm	-28.91 dB
7.000 GHz	13.600 GHz	1.000 MHz	12.39111 GHz	-40.72 dBm	-27.72 dB
13.600 GHz	19.100 GHz	1.000 MHz	16.18305 GHz	-39.70 dBm	-26.70 dB

Date: 15.SEP.2020 15:27:27

Highest Channel

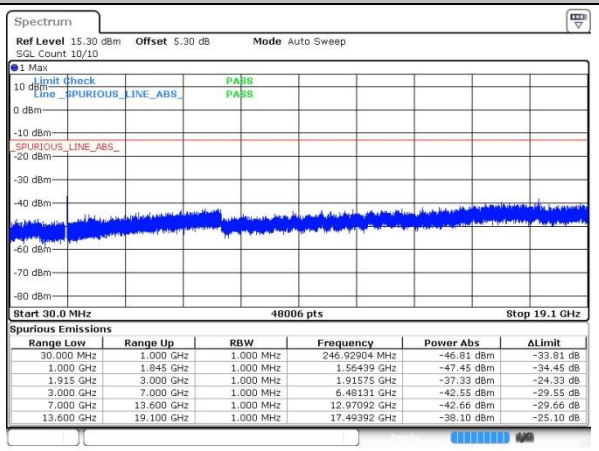

Spurious Emissions

Range Low	Range Up	RBW	Frequency	Power Abs	ΔLimit
30.000 MHz	1.000 GHz	1.000 MHz	246.92904 MHz	-46.81 dBm	-33.81 dB
1.000 GHz	1.845 GHz	1.000 MHz	1.56439 GHz	-47.45 dBm	-34.45 dB
1.915 GHz	3.000 GHz	1.000 MHz	1.91575 GHz	-37.33 dBm	-24.33 dB
3.000 GHz	7.000 GHz	1.000 MHz	6.48131 GHz	-42.55 dBm	-29.55 dB
7.000 GHz	13.600 GHz	1.000 MHz	12.97092 GHz	-42.66 dBm	-29.66 dB
13.600 GHz	19.100 GHz	1.000 MHz	17.49392 GHz	-38.10 dBm	-25.10 dB

Date: 15.SEP.2020 15:28:53

Frequency Stability

Test Conditions	Middle Channel	CDMA BC0 (1xRTT)	Limit 2.5ppm
Temperature (°C)	Voltage (Volt)	Deviation (ppm)	Result
50	Normal Voltage	0.0144	PASS
40	Normal Voltage	0.0135	
30	Normal Voltage	0.0078	
20(Ref.)	Normal Voltage	0.0000	
10	Normal Voltage	0.0048	
0	Normal Voltage	0.0166	
-10	Normal Voltage	0.0037	
-20	Normal Voltage	0.0099	
-30	Normal Voltage	0.0073	
20	Maximum Voltage	0.0101	
20	Normal Voltage	0.0000	
20	Battery End Point	0.0100	

Test Conditions	Middle Channel	CDMA BC1 (1xRTT)	Limit Note 2.
Temperature (°C)	Voltage (Volt)	Deviation (ppm)	Result
50	Normal Voltage	0.0090	PASS
40	Normal Voltage	0.0044	
30	Normal Voltage	0.0101	
20(Ref.)	Normal Voltage	0.0000	
10	Normal Voltage	0.0028	
0	Normal Voltage	0.0032	
-10	Normal Voltage	0.0047	
-20	Normal Voltage	0.0001	
-30	Normal Voltage	0.0036	
20	Maximum Voltage	0.0073	
20	Normal Voltage	0.0000	
20	Battery End Point	0.0080	

Note:

1. Normal Voltage = 3.8V；Battery End Point (BEP) = 3V.；Maximum Voltage =4.4V
2. The frequency fundamental emissions stay within the authorized frequency block based on the frequency deviation measured is small.

Appendix B. Test Results of Radiated Test

Radiated Spurious Emission

GSM850 (GSM)								
Channel	Frequency (MHz)	ERP (dBm)	Limit (dBm)	Over Limit (dB)	S.G. Power (dBm)	TX Cable loss (dB)	TX Antenna Gain (dBi)	Polarization (H/V)
Lowest	1648	-61.70	-13	-48.70	-68.67	1.58	10.70	H
	2472	-50.99	-13	-37.99	-59.24	2.102	12.50	H
	3294	-63.82	-13	-50.82	-72.71	2.856	13.90	H
	1648	-62.63	-13	-49.63	-69.60	1.58	10.70	V
	2472	-53.21	-13	-40.21	-61.46	2.10	12.50	V
	3294	-63.48	-13	-50.48	-72.37	2.86	13.90	V
Middle	1672	-63.59	-13	-50.59	-70.56	1.58	10.70	H
	2510	-47.78	-13	-34.78	-56.03	2.102	12.50	H
	3348	-63.61	-13	-50.61	-72.50	2.856	13.90	H
	1672	-63.44	-13	-50.44	-70.41	1.58	10.70	V
	2510	-41.33	-13	-28.33	-49.58	2.10	12.50	V
	3348	-63.54	-13	-50.54	-72.43	2.86	13.90	V
Highest	1698	-61.77	-13	-48.77	-68.74	1.58	10.70	H
	2546	-50.50	-13	-37.50	-58.75	2.102	12.50	H
	3396	-63.81	-13	-50.81	-72.70	2.856	13.90	H
	1698	-61.82	-13	-48.82	-68.79	1.58	10.70	V
	2546	-43.80	-13	-30.80	-52.05	2.10	12.50	V
	3396	-63.98	-13	-50.98	-72.87	2.86	13.90	V

Remark: Spurious emissions within 30-1000MHz were found more than 20dB below limit line.

GSM850 (EDGE class 8)								
Channel	Frequency (MHz)	ERP (dBm)	Limit (dBm)	Over Limit (dB)	S.G. Power (dBm)	TX Cable loss (dB)	TX Antenna Gain (dBi)	Polarization (H/V)
Lowest	1648	-67.65	-13	-54.65	-74.62	1.58	10.70	H
	2472	-64.98	-13	-51.98	-73.23	2.102	12.50	H
	3294	-63.86	-13	-50.86	-72.75	2.856	13.90	H
	1648	-67.97	-13	-54.97	-74.94	1.58	10.70	V
	2472	-63.52	-13	-50.52	-71.77	2.10	12.50	V
	3294	-64.01	-13	-51.01	-72.90	2.86	13.90	V
Middle	1672	-60.02	-13	-47.02	-66.99	1.58	10.70	H
	2508	-48.32	-13	-35.32	-56.57	2.102	12.50	H
	3348	-63.74	-13	-50.74	-72.63	2.856	13.90	H
	1672	-65.34	-13	-52.34	-72.31	1.58	10.70	V
	2508	-43.28	-13	-30.28	-51.53	2.10	12.50	V
	3348	-64.33	-13	-51.33	-73.22	2.86	13.90	V
Highest	1698	-61.79	-13	-48.79	-68.76	1.58	10.70	H
	2546	-47.91	-13	-34.91	-56.16	2.102	12.50	H
	3396	-63.81	-13	-50.81	-72.70	2.856	13.90	H
	1698	-61.78	-13	-48.78	-68.75	1.58	10.70	V
	2546	-41.80	-13	-28.80	-50.05	2.10	12.50	V
	3396	-64.29	-13	-51.29	-73.18	2.86	13.90	V

Remark: Spurious emissions within 30-1000MHz were found more than 20dB below limit line.

WCDMA Band V(RMC 12.2Kbps)								
Channel	Frequency (MHz)	ERP (dBm)	Limit (dBm)	Over Limit (dB)	S.G. Power (dBm)	TX Cable loss (dB)	TX Antenna Gain (dBi)	Polarization (H/V)
Lowest	1652	-68.04	-13	-55.04	-75.01	1.58	10.70	H
	2480	-62.75	-13	-49.75	-71.00	2.102	12.50	H
	3306	-64.57	-13	-51.57	-73.46	2.856	13.90	H
	1652	-67.75	-13	-54.75	-74.72	1.58	10.70	V
	2480	-60.38	-13	-47.38	-68.63	2.10	12.50	V
	3306	-64.56	-13	-51.56	-73.45	2.86	13.90	V
Middle	1672	-67.93	-13	-54.93	-74.90	1.58	10.70	H
	2510	-61.74	-13	-48.74	-69.99	2.102	12.50	H
	3348	-64.44	-13	-51.44	-73.33	2.856	13.90	H
	1672	-67.69	-13	-54.69	-74.66	1.58	10.70	V
	2510	-61.17	-13	-48.17	-69.42	2.10	12.50	V
	3348	-64.44	-13	-51.44	-73.33	2.86	13.90	V
Highest	1694	-68.09	-13	-55.09	-75.06	1.58	10.70	H
	2540	-62.53	-13	-49.53	-70.78	2.102	12.50	H
	3384	-64.32	-13	-51.32	-73.21	2.856	13.90	H
	1694	-68.12	-13	-55.12	-75.09	1.58	10.70	V
	2540	-57.69	-13	-44.69	-65.94	2.10	12.50	V
	3384	-64.22	-13	-51.22	-73.11	2.86	13.90	V

Remark: Spurious emissions within 30-1000MHz were found more than 20dB below limit line.

GSM1900 (GSM)								
Channel	Frequency (MHz)	EIRP (dBm)	Limit (dBm)	Over Limit (dB)	S.G. Power (dBm)	TX Cable loss (dB)	TX Antenna Gain (dBi)	Polarization (H/V)
Lowest	3699	-60.78	-13	-47.78	-73.04	2.641	14.90	H
	5550	-55.57	-13	-42.57	-67.43	2.94	14.80	H
	7404	-52.12	-13	-39.12	-61.89	3.39	13.16	H
	3699	-61.13	-13	-48.13	-73.39	2.64	14.90	V
	5550	-56.80	-13	-43.80	-68.66	2.94	14.80	V
	7404	-51.73	-13	-38.73	-61.50	3.39	13.16	V
Middle	3759	-61.00	-13	-48.00	-73.26	2.641	14.90	H
	5640	-55.35	-13	-42.35	-67.21	2.94	14.80	H
	7524	-51.55	-13	-38.55	-61.32	3.39	13.16	H
	3759	-61.20	-13	-48.20	-73.46	2.64	14.90	V
	5640	-56.59	-13	-43.59	-68.45	2.94	14.80	V
	7524	-51.65	-13	-38.65	-61.42	3.39	13.16	V
Highest	3819	-60.89	-13	-47.89	-73.15	2.641	14.90	H
	5727	-56.87	-13	-43.87	-68.73	2.94	14.80	H
	7632	-51.53	-13	-38.53	-61.30	3.39	13.16	H
	3819	-60.79	-13	-47.79	-73.05	2.64	14.90	V
	5727	-57.07	-13	-44.07	-68.93	2.94	14.80	V
	7632	-50.97	-13	-37.97	-60.74	3.39	13.16	V

Remark: Spurious emissions within 30-1000MHz were found more than 20dB below limit line.

GSM1900 (EDGE class 8)								
Channel	Frequency (MHz)	EIRP (dBm)	Limit (dBm)	Over Limit (dB)	S.G. Power (dBm)	TX Cable loss (dB)	TX Antenna Gain (dBi)	Polarization (H/V)
Lowest	3699	-60.68	-13	-47.68	-72.94	2.641	14.90	H
	5550	-56.48	-13	-43.48	-68.34	2.94	14.80	H
	7404	-51.71	-13	-38.71	-61.48	3.39	13.16	H
	3699	-60.48	-13	-47.48	-72.74	2.64	14.90	V
	5550	-56.58	-13	-43.58	-68.44	2.94	14.80	V
	7404	-50.86	-13	-37.86	-60.63	3.39	13.16	V
Middle	3759	-60.77	-13	-47.77	-73.03	2.641	14.90	H
	5640	-56.65	-13	-43.65	-68.51	2.94	14.80	H
	7524	-51.48	-13	-38.48	-61.25	3.39	13.16	H
	3759	-60.92	-13	-47.92	-73.18	2.64	14.90	V
	5640	-56.67	-13	-43.67	-68.53	2.94	14.80	V
	7524	-51.12	-13	-38.12	-60.89	3.39	13.16	V
Highest	3819	-60.79	-13	-47.79	-73.05	2.64	14.90	H
	5730	-56.76	-13	-43.76	-68.62	2.94	14.80	H
	7640	-51.37	-13	-38.37	-61.14	3.39	13.16	H
	3819	-60.60	-13	-47.60	-72.86	2.64	14.90	V
	5730	-56.32	-13	-43.32	-68.18	2.94	14.80	V
	7640	-50.77	-13	-37.77	-60.54	3.39	13.16	V

Remark: Spurious emissions within 30-1000MHz were found more than 20dB below limit line.

WCDMA Band II(RMC 12.2Kbps)								
Channel	Frequency (MHz)	EIRP (dBm)	Limit (dBm)	Over Limit (dB)	S.G. Power (dBm)	TX Cable loss (dB)	TX Antenna Gain (dBi)	Polarization (H/V)
Lowest	3705	-60.96	-13	-47.96	-73.22	2.64	14.90	H
	5556	-56.91	-13	-43.91	-68.77	2.94	14.80	H
	7404	-51.87	-13	-38.87	-61.64	3.39	13.16	H
	3705	-60.71	-13	-47.71	-72.97	2.64	14.90	V
	5556	-56.79	-13	-43.79	-68.65	2.94	14.80	V
	7404	-51.39	-13	-38.39	-61.16	3.39	13.16	V
Middle	3759	-61.07	-13	-48.07	-73.33	2.64	14.90	H
	5640	-56.82	-13	-43.82	-68.68	2.94	14.80	H
	7524	-51.55	-13	-38.55	-61.32	3.39	13.16	H
	3759	-61.10	-13	-48.10	-73.36	2.64	14.90	V
	5640	-57.09	-13	-44.09	-68.95	2.94	14.80	V
	7524	-51.26	-13	-38.26	-61.03	3.39	13.16	V
Highest	3816	-60.96	-13	-47.96	-73.22	2.641	14.90	H
	5724	-56.63	-13	-43.63	-68.49	2.94	14.80	H
	7632	-51.07	-13	-38.07	-60.84	3.39	13.16	H
	3816	-61.02	-13	-48.02	-73.28	2.64	14.90	V
	5724	-56.88	-13	-43.88	-68.74	2.94	14.80	V
	7632	-50.92	-13	-37.92	-60.69	3.39	13.16	V

Remark: Spurious emissions within 30-1000MHz were found more than 20dB below limit line.

WCDMA Band IV(RMC 12.2Kbps)								
Channel	Frequency (MHz)	EIRP (dBm)	Limit (dBm)	Over Limit (dB)	S.G. Power (dBm)	TX Cable loss (dB)	TX Antenna Gain (dBi)	Polarization (H/V)
Lowest	3426	-61.67	-13	-48.67	-72.41	2.604	13.34	H
	5136	-57.34	-13	-44.34	-67.85	3.011	13.52	H
	6852	-53.56	-13	-40.56	-63.76	3.271	13.47	H
	3426	-61.65	-13	-48.65	-72.39	2.604	13.34	V
	5136	-57.43	-13	-44.43	-67.94	3.011	13.52	V
	6852	-53.26	-13	-40.26	-63.46	3.271	13.47	V
Middle	3465	-61.23	-13	-48.23	-71.97	2.604	13.34	H
	5199	-55.90	-13	-42.90	-66.41	3.011	13.52	H
	6936	-53.26	-13	-40.26	-63.46	3.271	13.47	H
	3465	-61.65	-13	-48.65	-72.39	2.604	13.34	V
	5199	-56.19	-13	-43.19	-66.70	3.011	13.52	V
	6936	-52.69	-13	-39.69	-62.89	3.271	13.47	V
Highest	3504	-61.56	-13	-48.56	-72.30	2.604	13.34	H
	5259	-57.07	-13	-44.07	-67.58	3.011	13.52	H
	7008	-53.51	-13	-40.51	-63.71	3.271	13.47	H
	3504	-61.78	-13	-48.78	-72.52	2.604	13.34	V
	5259	-57.49	-13	-44.49	-68.00	3.011	13.52	V
	7008	-52.98	-13	-39.98	-63.18	3.271	13.47	V

Remark: Spurious emissions within 30-1000MHz were found more than 20dB below limit line.

CDMA BC0(1xRTT)								
Channel	Frequency (MHz)	ERP (dBm)	Limit (dBm)	Over Limit (dB)	S.G. Power (dBm)	TX Cable loss (dB)	TX Antenna Gain (dBi)	Polarization (H/V)
Lowest	1650	-68.01	-13	-55.01	-74.98	1.58	10.70	H
	2474	-55.39	-13	-42.39	-63.64	2.102	12.50	H
	3300	-64.02	-13	-51.02	-72.91	2.856	13.90	H
	1650	-67.48	-13	-54.48	-74.45	1.58	10.70	V
	2474	-53.26	-13	-40.26	-61.51	2.10	12.50	V
	3300	-64.28	-13	-51.28	-73.17	2.86	13.90	V
Middle	1674	-66.10	-13	-53.10	-73.07	1.58	10.70	H
	2510	-55.97	-13	-42.97	-64.22	2.102	12.50	H
	3348	-64.11	-13	-51.11	-73.00	2.856	13.90	H
	1674	-66.81	-13	-53.81	-73.78	1.58	10.70	V
	2510	-51.24	-13	-38.24	-59.49	2.10	12.50	V
	3348	-64.09	-13	-51.09	-72.98	2.86	13.90	V
Highest	1696	-66.91	-13	-53.91	-73.88	1.58	10.70	H
	2544	-56.09	-13	-43.09	-64.34	2.102	12.50	H
	3396	-63.94	-13	-50.94	-72.83	2.856	13.90	H
	1696	-66.38	-13	-53.38	-73.35	1.58	10.70	V
	2544	-50.77	-13	-37.77	-59.02	2.10	12.50	V
	3396	-63.83	-13	-50.83	-72.72	2.86	13.90	V

Remark: Spurious emissions within 30-1000MHz were found more than 20dB below limit line.

CDMA BC1(1xRTT)								
Channel	Frequency (MHz)	EIRP (dBm)	Limit (dBm)	Over Limit (dB)	S.G. Power (dBm)	TX Cable loss (dB)	TX Antenna Gain (dBi)	Polarization (H/V)
Lowest	3702	-60.75	-13	-47.75	-73.01	2.641	14.90	H
	5553	-56.20	-13	-43.20	-68.06	2.94	14.80	H
	7404	-51.73	-13	-38.73	-61.50	3.39	13.16	H
	3702	-60.67	-13	-47.67	-72.93	2.64	14.90	V
	5553	-56.69	-13	-43.69	-68.55	2.94	14.80	V
	7404	-51.41	-13	-38.41	-61.18	3.39	13.16	V
Middle	3759	-61.02	-13	-48.02	-73.28	2.641	14.90	H
	5640	-57.00	-13	-44.00	-68.86	2.94	14.80	H
	7524	-51.46	-13	-38.46	-61.23	3.39	13.16	H
	3759	-60.90	-13	-47.90	-73.16	2.64	14.90	V
	5640	-56.90	-13	-43.90	-68.76	2.94	14.80	V
	7524	-50.85	-13	-37.85	-60.62	3.39	13.16	V
Highest	3819	-60.56	-13	-47.56	-72.82	2.641	14.90	H
	5727	-56.78	-13	-43.78	-68.64	2.94	14.80	H
	7632	-51.05	-13	-38.05	-60.82	3.39	13.16	H
	3819	-60.88	-13	-47.88	-73.14	2.64	14.90	V
	5727	-57.13	-13	-44.13	-68.99	2.94	14.80	V
	7632	-50.76	-13	-37.76	-60.53	3.39	13.16	V

Remark: Spurious emissions within 30-1000MHz were found more than 20dB below limit line.