5MHz	QPSK	1	0	22.52	22.54	22.39	24.00
		1	13	22.27	22.39	22.22	24.00
		1	24	22.33	22.34	22.12	24.00
		12	0	21.37	21.43	21.31	23.00
		12	6	21.28	21.48	21.28	23.00
		12	13	21.34	21.41	21.19	23.00
		25	0	21.34	21.51	21.36	23.00
	16QAM	1	0	21.74	21.32	21.52	23.00
		1	13	21.32	21.86	21.84	23.00
		1	24	21.57	21.18	21.69	23.00
		12	0	20.42	20.52	20.38	22.00
		12	6	20.38	20.52	20.38	22.00
		12	13	20.32	20.44	20.27	22.00
		25	0	20.40	20.57	20.35	22.00
	64QAM	1	0	20.84	20.16	20.51	22.00
		1	13	20.65	20.33	20.22	22.00
		1	24	20.99	20.77	20.54	22.00
		12	0	19.14	19.39	19.29	21.00
		12	6	19.26	19.41	19.13	21.00
		12	13	19.27	19.32	19.16	21.00
		25	0	19.30	19.45	19.27	21.00
Bandwidth	Modulation	RB size	RB offset	Channel 132022	Channel 132322	Channel 132622	Tune up
10MHz	QPSK	1	0	22.67	22.72	22.73	24.00
		1	25	22.22	22.50	22.20	24.00
		1	49	22.41	22.83	22.55	24.00
		25	0	21.27	21.48	21.36	23.00
		25	13	21.24	21.45	21.30	23.00
		25	25	21.50	21.47	21.31	23.00
		50	0	21.43	21.46	21.25	23.00
	16QAM	1	0	21.98	21.69	22.10	23.00
		1	25	21.93	21.59	21.74	23.00
		1	49	21.80	21.78	21.67	23.00
		25	0	20.40	20.41	20.33	22.00
		25	13	20.36	20.48	20.40	22.00
		25	25	20.67	20.40	20.48	22.00
		50	0	20.42	20.49	20.33	22.00
	64QAM	1	0	20.50	20.31	20.41	22.00
		1	25	20.49	21.00	20.47	22.00
		1	49	20.65	20.61	20.60	22.00
		25	0	19.37	19.36	19.27	21.00
		25	13	19.35	19.54	19.21	21.00
		25	25	19.56	19.50	19.27	21.00
		50	0	19.48	19.54	19.41	21.00
Bandwidth	Modulation	RB size	RB offset	Channel 132047	Channel 132322	Channel 132597	Tune up
15MHz	QPSK	1	0	22.61	22.52	22.73	24.00
		1	38	22.35	22.34	22.41	24.00
		1	74	22.66	22.68	22.63	24.00
		36	0	21.53	21.62	21.46	23.00
		36	18	21.45	21.61	21.47	23.00
		36	39	21.63	21.58	21.50	23.00

Unless otherwise agreed in writing, this document is issued by the Company subject to its General Conditions of Service printed overleaf, available on request or accessible at http://www.sgs.com/en/Terms-and-Conditions.aspx and, for electronic format documents, subject to Terms and Conditions for Electronic Documents at http://www.sgs.com/en/Terms-and-Conditions/Terms-e-Document.aspx. Attention is drawn to the limitation of liability, indemnification and jurisdiction issues defined therein. Any holder of this document is advised that information contained hereon reflects the Company's findings at the time of its intervention only and within the limits of Client's instructions, if any. The Company's sole responsibility is to its Client and this document does not exonerate parties to a transaction from exercising all their rights and obligations under the transaction documents. This document cannot be reproduced except in full, without prior written approval of the Company. Any unauthorized alteration, forgery or falsification of the content or appearance of this document is unlawful and offenders may be prosecuted to the fullest extent of the law. Unless otherwise stated the results shown in this test report refer only to the sample(s) tested and such sample(s) are retained for 30 days only.
Attention: To check the authenticity of testing /inspection report & certificate, please contact us at telephone: (86-755) 8307 1443, or email: CN.Doccheck@sgs.com

SGS-CSTC Standards Technical Services Co., Ltd. Shenzhen Branch
No.1 Workshop, M-10, Middle Section, Science & Technology Park, Shenzhen, China 518057 t (86-755) 26012053 f (86-755) 26710594 www.sgsgroup.com.cn
中国·深圳·科技园中区M-10栋一号厂房 邮编: 518057 t (86-755) 26012053 f (86-755) 26710594 sgs.china@sgs.com

		75	0	21.64	21.63	21.60	23.00
	16QAM	1	0	21.80	21.61	21.71	23.00
		1	38	21.79	22.30	21.77	23.00
		1	74	21.95	21.91	21.90	23.00
		36	0	20.57	20.56	20.47	22.00
		36	18	20.55	20.74	20.41	22.00
		36	39	20.76	20.70	20.47	22.00
		75	0	20.68	20.74	20.61	22.00
	64QAM	1	0	20.44	20.02	20.22	22.00
		1	38	20.02	20.56	20.54	22.00
		1	74	20.27	19.88	20.39	22.00
		36	0	19.22	19.32	19.18	21.00
		36	18	19.18	19.32	19.18	21.00
		36	39	19.12	19.24	19.07	21.00
		75	0	19.20	19.37	19.15	21.00
Bandwidth	Modulation	RB size	RB offset	Channel 132072	Channel 132322	Channel 132572	Tune up
20MHz	QPSK	1	0	22.75	22.85	22.64	24.00
		1	50	22.61	22.52	22.42	24.00
		1	99	**22.78**	**23.01**	**22.70**	24.00
		50	0	21.47	21.56	21.47	23.00
		50	25	21.45	21.51	21.38	23.00
		50	50	21.47	**21.59**	21.50	23.00
		100	0	21.48	21.58	21.42	23.00
	16QAM	1	0	22.14	21.46	21.81	23.00
		1	50	21.95	21.63	21.52	23.00
		1	99	22.29	22.07	21.84	23.00
		50	0	20.34	20.59	20.49	22.00
		50	25	20.46	20.61	20.33	22.00
		50	50	20.47	20.52	20.36	22.00
		100	0	20.50	20.65	20.47	22.00
	64QAM	1	0	20.68	20.39	20.80	22.00
		1	50	20.63	20.29	20.44	22.00
		1	99	20.50	20.48	20.37	22.00
		50	0	19.20	19.21	19.13	21.00
		50	25	19.16	19.28	19.20	21.00
		50	50	19.47	19.20	19.28	21.00
		100	0	19.22	19.29	19.13	21.00

LTE Band 66 (Sensor On)				Conducted Power(dBm)			
Bandwidth	Modulation	RB size	RB offset	Channel 131979	Channel 132322	Channel 132665	Tune up
1.4MHz	QPSK	1	0	16.45	16.55	15.45	18.00
		1	2	16.54	16.56	16.65	18.00
		1	5	16.56	16.56	16.64	18.00
		3	0	16.52	16.64	16.70	18.00
		3	2	16.55	16.58	16.68	18.00
		3	3	16.50	16.54	16.65	18.00
		6	0	16.58	16.53	16.67	18.00
	16QAM	1	0	16.85	16.90	16.97	18.00

Unless otherwise agreed in writing, this document is issued by the Company subject to its General Conditions of Service printed overleaf, available on request or accessible at http://www.sgs.com/en/Terms-and-Conditions.aspx and, for electronic format documents, subject to Terms and Conditions for Electronic Documents at http://www.sgs.com/en/Terms-and-Conditions/Terms-e-Document.aspx. Attention is drawn to the limitation of liability, indemnification and jurisdiction issues defined therein. Any holder of this document is advised that information contained hereon reflects the Company's findings at the time of its intervention only and within the limits of Client's instructions, if any. The Company's sole responsibility is to its Client and this document does not exonerate parties to a transaction from exercising all their rights and obligations under the transaction documents. This document cannot be reproduced except in full, without prior written approval of the Company. Any unauthorized alteration, forgery or falsification of the content or appearance of this document is unlawful and offenders may be prosecuted to the fullest extent of the law. Unless otherwise stated the results shown in this test report refer only to the sample(s) tested and such sample(s) are retained for 30 days only.
Attention: To check the authenticity of testing /inspection report & certificate, please contact us at telephone: (86-755) 8307 1443, or email: CN.Doccheck@sgs.com

		1	2	16.85	16.87	19.81	18.00
		1	5	16.78	16.81	19.84	18.00
		3	0	16.52	16.62	16.71	18.00
		3	2	16.58	16.56	16.67	18.00
		3	3	16.51	16.57	16.68	18.00
		6	0	16.56	16.56	16.65	18.00
	64QAM	1	0	16.67	16.73	16.83	18.00
		1	2	16.66	16.68	16.80	18.00
		1	5	16.69	16.72	16.76	18.00
		3	0	16.42	16.49	16.61	18.00
		3	2	16.45	16.44	16.48	18.00
		3	3	16.37	16.41	16.54	18.00
		6	0	16.41	16.40	16.51	18.00
Bandwidth	Modulation	RB size	RB offset	Channel 131987	Channel 132322	Channel 132657	Tune up
3MHz	QPSK	1	0	16.45	16.51	16.56	18.00
		1	7	16.55	16.51	16.60	18.00
		1	14	16.72	16.71	16.78	18.00
		8	0	16.58	16.57	16.65	18.00
		8	4	16.54	16.49	16.63	18.00
		8	7	16.57	16.56	16.67	18.00
		15	0	16.56	16.55	16.67	18.00
	16QAM	1	0	16.58	16.74	16.85	18.00
		1	7	16.65	16.66	16.74	18.00
		1	14	16.54	16.74	16.77	18.00
		8	0	16.60	16.56	16.64	18.00
		8	4	16.55	16.52	16.63	18.00
		8	7	16.58	16.56	16.67	18.00
		15	0	16.59	16.56	16.68	18.00
	64QAM	1	0	16.81	19.80	19.85	18.00
		1	7	16.74	16.59	16.71	18.00
		1	14	19.80	16.85	16.38	18.00
		8	0	16.43	16.42	16.50	18.00
		8	4	16.43	16.44	16.48	18.00
		8	7	16.45	16.44	16.55	18.00
		15	0	16.42	16.48	16.55	18.00
Bandwidth	Modulation	RB size	RB offset	Channel 131997	Channel 132322	Channel 132647	Tune up
5MHz	QPSK	1	0	16.25	16.20	16.22	18.00
		1	13	16.51	16.40	16.49	18.00
		1	24	16.54	16.48	16.55	18.00
		12	0	16.46	16.45	16.52	18.00
		12	6	16.54	16.47	16.54	18.00
		12	13	16.51	16.50	16.56	18.00
		25	0	16.56	16.43	16.54	18.00
	16QAM	1	0	16.74	16.70	16.78	18.00
		1	13	16.80	16.66	16.78	18.00
		1	24	16.83	16.75	16.76	18.00
		12	0	16.47	16.50	16.46	18.00
		12	6	16.55	16.48	16.53	18.00
		12	13	16.49	16.50	16.55	18.00
		25	0	16.54	16.44	16.54	18.00

Unless otherwise agreed in writing, this document is issued by the Company subject to its General Conditions of Service printed overleaf, available on request or accessible at http://www.sgs.com/en/Terms-and-Conditions.aspx and, for electronic format documents, subject to Terms and Conditions for Electronic Documents at http://www.sgs.com/en/Terms-and-Conditions/Terms-e-Document.aspx. Attention is drawn to the limitation of liability, indemnification and jurisdiction issues defined therein. Any holder of this document is advised that information contained hereon reflects the Company's findings at the time of its intervention only and within the limits of Client's instructions, if any. The Company's sole responsibility is to its Client and this document does not exonerate parties to a transaction from exercising all their rights and obligations under the transaction documents. This document cannot be reproduced except in full, without prior written approval of the Company. Any unauthorized alteration, forgery or falsification of the content or appearance of this document is unlawful and offenders may be prosecuted to the fullest extent of the law. Unless otherwise stated the results shown in this test report refer only to the sample(s) tested and such sample(s) are retained for 30 days only.
Attention: To check the authenticity of testing /inspection report & certificate, please contact us at telephone: (86-755) 8307 1443, or email: CN.Doccheck@sgs.com

	64QAM	1	0	16.57	16.59	16.63	18.00
		1	13	16.63	16.54	16.60	18.00
		1	24	16.73	16.66	16.61	18.00
		12	0	16.38	16.35	16.34	18.00
		12	6	16.45	16.32	16.40	18.00
		12	13	16.36	16.38	16.44	18.00
		25	0	16.36	16.31	16.38	18.00
Bandwidth	Modulation	RB size	RB offset	Channel 132022	Channel 132322	Channel 132622	Tune up
10MHz	QPSK	1	0	16.34	16.09	16.56	18.00
		1	25	16.53	16.68	16.62	18.00
		1	49	16.80	16.80	16.84	18.00
		25	0	16.54	16.65	16.58	18.00
		25	13	16.55	16.64	16.54	18.00
		25	25	16.60	16.73	16.65	18.00
		50	0	16.54	16.69	16.59	18.00
	16QAM	1	0	16.75	16.84	16.83	18.00
		1	25	16.62	16.76	16.66	18.00
		1	49	16.85	16.85	16.80	18.00
		25	0	16.56	16.69	16.61	18.00
		25	13	16.54	16.63	16.56	18.00
		25	25	16.57	16.68	16.60	18.00
		50	0	16.57	16.69	16.61	18.00
	64QAM	1	0	16.61	16.83	16.72	18.00
		1	25	16.52	16.64	16.52	18.00
		1	49	16.68	16.84	16.72	18.00
		25	0	16.48	16.56	16.51	18.00
		25	13	16.45	16.44	16.48	18.00
		25	25	16.41	16.57	16.48	18.00
		50	0	16.39	16.55	16.44	18.00
Bandwidth	Modulation	RB size	RB offset	Channel 132047	Channel 132322	Channel 132597	Tune up
15MHz	QPSK	1	0	16.45	16.55	16.45	18.00
		1	38	16.56	16.76	16.69	18.00
		1	74	16.51	16.66	16.59	18.00
		36	0	16.59	16.68	16.58	18.00
		36	18	16.57	16.65	16.58	18.00
		36	39	16.52	16.68	16.59	18.00
		75	0	16.56	16.69	16.61	18.00
	16QAM	1	0	16.73	16.85	16.75	18.00
		1	38	16.71	16.85	16.73	18.00
		1	74	16.66	16.79	16.72	18.00
		36	0	16.56	16.65	16.58	18.00
		36	18	16.52	16.62	16.53	18.00
		36	39	16.51	16.63	16.54	18.00
		75	0	16.55	16.70	16.63	18.00
	64QAM	1	0	16.61	16.77	16.58	18.00
		1	38	16.59	16.72	16.59	18.00
		1	74	16.48	16.68	16.64	18.00
		36	0	16.37	16.56	16.46	18.00
		36	18	16.35	16.45	16.35	18.00
		36	39	16.41	16.46	16.37	18.00

Unless otherwise agreed in writing, this document is issued by the Company subject to its General Conditions of Service printed overleaf, available on request or accessible at http://www.sgs.com/en/Terms-and-Conditions.aspx and, for electronic format documents, subject to Terms and Conditions for Electronic Documents at http://www.sgs.com/en/Terms-and-Conditions/Terms-e-Document.aspx. Attention is drawn to the limitation of liability, indemnification and jurisdiction issues defined therein. Any holder of this document is advised that information contained hereon reflects the Company's findings at the time of its intervention only and within the limits of Client's instructions, if any. The Company's sole responsibility is to its Client and this document does not exonerate parties to a transaction from exercising all their rights and obligations under the transaction documents. This document cannot be reproduced except in full, without prior written approval of the Company. Any unauthorized alteration, forgery or falsification of the content or appearance of this document is unlawful and offenders may be prosecuted to the fullest extent of the law. Unless otherwise stated the results shown in this test report refer only to the sample(s) tested and such sample(s) are retained for 30 days only.
Attention: To check the authenticity of testing /inspection report & certificate, please contact us at telephone: (86-755) 8307 1443, or email: CN.Doccheck@sgs.com

SGS-CSTC Standards Technical Services Co., Ltd. Shenzhen Branch
No.1 Workshop, M-10, Middle Section, Science & Technology Park, Shenzhen, China 518057 t (86-755) 26012053 f (86-755) 26710594 www.sgsgroup.com.cn
中国·深圳·科技园中区M-10栋一号厂房 邮编: 518057 t (86-755) 26012053 f (86-755) 26710594 sgs.china@sgs.com

		75	0	16.45	16.53	16.52	18.00
Bandwidth	Modulation	RB size	RB offset	Channel 132072	Channel 132322	Channel 132572	Tune up
20MHz	QPSK	1	0	16.27	16.27	16.19	18.00
		1	50	16.54	16.53	16.49	18.00
		1	99	**16.58**	**16.88**	**16.56**	18.00
		50	0	16.56	16.46	16.44	18.00
		50	25	16.58	16.47	16.49	18.00
		50	50	**16.59**	**16.60**	**16.55**	18.00
		100	0	16.53	**16.56**	16.53	18.00
	16QAM	1	0	16.74	16.74	16.64	18.00
		1	50	16.82	16.72	16.76	18.00
		1	99	16.87	16.75	16.80	18.00
		50	0	16.55	16.44	16.47	18.00
		50	25	16.57	16.50	16.52	18.00
		50	50	16.58	16.46	16.57	18.00
		100	0	16.56	16.44	16.52	18.00
	64QAM	1	0	16.62	16.61	16.46	18.00
		1	50	16.71	16.61	16.59	18.00
		1	99	16.77	16.59	16.63	18.00
		50	0	16.36	16.30	16.38	18.00
		50	25	16.47	16.40	16.35	18.00
		50	50	16.49	16.34	16.45	18.00
		100	0	16.48	16.36	16.39	18.00

LTE Band 66 (Hotspot On)				Conducted Power(dBm)			
Bandwidth	Modulation	RB size	RB offset	Channel 131979	Channel 132322	Channel 132665	Tune up
1.4MHz	QPSK	1	0	15.95	15.91	15.93	17.00
		1	2	15.92	15.66	15.68	17.00
		1	5	15.82	15.54	15.54	17.00
		3	0	15.96	15.64	15.72	17.00
		3	2	15.88	15.63	15.55	17.00
		3	3	15.87	15.60	15.58	17.00
		6	0	15.98	15.60	15.64	17.00
	16QAM	1	0	15.90	15.96	15.73	17.00
		1	2	15.89	15.73	15.81	17.00
		1	5	15.89	15.72	15.77	17.00
		3	0	15.98	15.67	15.76	17.00
		3	2	15.95	15.62	15.64	17.00
		3	3	15.89	15.59	15.60	17.00
		6	0	15.94	15.68	15.73	17.00
	64QAM	1	0	15.90	15.89	15.65	17.00
		1	2	15.83	15.67	15.75	17.00
		1	5	15.77	15.63	15.71	17.00
		3	0	15.83	15.67	15.72	17.00
		3	2	15.86	15.56	15.50	17.00
		3	3	15.76	15.51	15.58	17.00
		6	0	15.86	15.56	15.73	17.00
Bandwidth	Modulation	RB size	RB offset	Channel	Channel	Channel	Tune up

Unless otherwise agreed in writing, this document is issued by the Company subject to its General Conditions of Service printed overleaf, available on request or accessible at http://www.sgs.com/en/Terms-and-Conditions.aspx and, for electronic format documents, subject to Terms and Conditions for Electronic Documents at http://www.sgs.com/en/Terms-and-Conditions/Terms-e-Document.aspx. Attention is drawn to the limitation of liability, indemnification and jurisdiction issues defined therein. Any holder of this document is advised that information contained hereon reflects the Company's findings at the time of its intervention only and within the limits of Client's instructions, if any. The Company's sole responsibility is to its Client and this document does not exonerate parties to a transaction from exercising all their rights and obligations under the transaction documents. This document cannot be reproduced except in full, without prior written approval of the Company. Any unauthorized alteration, forgery or falsification of the content or appearance of this document is unlawful and offenders may be prosecuted to the fullest extent of the law. Unless otherwise stated the results shown in this test report refer only to the sample(s) tested and such sample(s) are retained for 30 days only.
Attention: To check the authenticity of testing /inspection report & certificate, please contact us at telephone: (86-755) 8307 1443, or email: CN.Doccheck@sgs.com
SGS-CSTC Standards Technical Services Co., Ltd. Shenzhen Branch
No.1 Workshop, M-10, Middle Section, Science & Technology Park, Shenzhen, China 518057 t (86-755) 26012053 f (86-755) 26710594 www.sgsgroup.com.cn
中国·深圳·科技园中区M-10栋一号厂房 邮编: 518057 t (86-755) 26012053 f (86-755) 26710594 sgs.china@sgs.com
Member of the SGS Group (SGS SA)

				131987	132322	132657	
3MHz	QPSK	1	0	15.91	15.91	15.81	17.00
		1	7	15.88	15.61	15.59	17.00
		1	14	15.80	15.43	15.44	17.00
		8	0	15.92	15.64	15.66	17.00
		8	4	15.82	15.58	15.47	17.00
		8	7	15.81	15.59	15.50	17.00
		15	0	15.92	15.56	15.59	17.00
	16QAM	1	0	15.82	15.88	15.71	17.00
		1	7	15.83	15.62	15.77	17.00
		1	14	15.88	15.60	15.70	17.00
		8	0	15.88	15.60	15.70	17.00
		8	4	15.85	15.50	15.62	17.00
		8	7	15.85	15.50	15.60	17.00
		15	0	15.90	15.62	15.67	17.00
	64QAM	1	0	15.77	15.82	15.64	17.00
		1	7	15.75	15.58	15.63	17.00
		1	14	15.87	15.45	15.64	17.00
		8	0	15.84	15.46	15.70	17.00
		8	4	15.73	15.43	15.61	17.00
		8	7	15.84	15.39	15.52	17.00
		15	0	15.87	15.57	15.56	17.00
Bandwidth	Modulation	RB size	RB offset	Channel	Channel	Channel	Tune up
				131997	132322	132647	
5MHz	QPSK	1	0	15.88	15.86	15.93	17.00
		1	13	15.84	15.57	15.58	17.00
		1	24	15.81	15.45	15.47	17.00
		12	0	15.96	15.57	15.60	17.00
		12	6	15.87	15.59	15.53	17.00
		12	13	15.79	15.48	15.46	17.00
		25	0	15.95	15.57	15.57	17.00
	16QAM	1	0	15.80	15.88	15.66	17.00
		1	13	15.82	15.67	15.78	17.00
		1	24	15.77	15.67	15.76	17.00
		12	0	15.93	15.67	15.70	17.00
		12	6	15.87	15.61	15.59	17.00
		12	13	15.83	15.51	15.52	17.00
		25	0	15.90	15.56	15.61	17.00
	64QAM	1	0	15.76	15.79	15.53	17.00
		1	13	15.81	15.60	15.63	17.00
		1	24	15.63	15.59	15.67	17.00
		12	0	15.91	15.67	15.69	17.00
		12	6	15.77	15.60	15.56	17.00
		12	13	15.70	15.39	15.37	17.00
		25	0	15.81	15.56	15.53	17.00
Bandwidth	Modulation	RB size	RB offset	Channel	Channel	Channel	Tune up
				132022	132322	132622	
10MHz	QPSK	1	0	15.85	15.80	15.90	17.00
		1	25	15.84	15.60	15.61	17.00
		1	49	15.78	15.43	15.54	17.00
		25	0	15.88	15.55	15.66	17.00
		25	13	15.87	15.59	15.47	17.00

Unless otherwise agreed in writing, this document is issued by the Company subject to its General Conditions of Service printed overleaf, available on request or accessible at http://www.sgs.com/en/Terms-and-Conditions.aspx and, for electronic format documents, subject to Terms and Conditions for Electronic Documents at http://www.sgs.com/en/Terms-and-Conditions/Terms-e-Document.aspx. Attention is drawn to the limitation of liability, indemnification and jurisdiction issues defined therein. Any holder of this document is advised that information contained hereon reflects the Company's findings at the time of its intervention only and within the limits of Client's instructions, if any. The Company's sole responsibility is to its Client and this document does not exonerate parties to a transaction from exercising all their rights and obligations under the transaction documents. This document cannot be reproduced except in full, without prior written approval of the Company. Any unauthorized alteration, forgery or falsification of the content or appearance of this document is unlawful and offenders may be prosecuted to the fullest extent of the law. Unless otherwise stated the results shown in this test report refer only to the sample(s) tested and such sample(s) are retained for 30 days only.
Attention: To check the authenticity of testing /inspection report & certificate, please contact us at telephone: (86-755) 8307 1443, or email: CN.Doccheck@sgs.com

SGS-CSTC Standards Technical Services Co., Ltd. Shenzhen Branch
No.1 Workshop, M-10, Middle Section, Science & Technology Park, Shenzhen, China 518057 t (86-755) 26012053 f (86-755) 26710594 www.sgsgroup.com.cn
中国·深圳·科技园中区M-10栋一号厂房 邮编: 518057 t (86-755) 26012053 f (86-755) 26710594 sgs.china@sgs.com

		25	25	15.78	15.48	15.56	17.00
		50	0	15.94	15.51	15.53	17.00
	16QAM	1	0	15.90	15.87	15.71	17.00
		1	25	15.81	15.71	15.80	17.00
		1	49	15.85	15.66	15.77	17.00
		25	0	15.96	15.57	15.68	17.00
		25	13	15.90	15.59	15.63	17.00
		25	25	15.80	15.53	15.58	17.00
		50	0	15.82	15.67	15.68	17.00
	64QAM	1	0	15.86	15.87	15.57	17.00
		1	25	15.67	15.63	15.67	17.00
		1	49	15.72	15.63	15.76	17.00
		25	0	15.91	15.56	15.57	17.00
		25	13	15.90	15.54	15.50	17.00
		25	25	15.70	15.49	15.43	17.00
		50	0	15.68	15.55	15.65	17.00
Bandwidth	Modulation	RB size	RB offset	Channel 132047	Channel 132322	Channel 132597	Tune up
15MHz	QPSK	1	0	15.87	15.88	15.82	17.00
		1	38	15.80	15.63	15.63	17.00
		1	74	15.77	15.44	15.51	17.00
		36	0	15.92	15.60	15.67	17.00
		36	18	15.88	15.54	15.47	17.00
		36	39	15.83	15.50	15.53	17.00
		75	0	15.96	15.52	15.53	17.00
	16QAM	1	0	15.84	15.85	15.67	17.00
		1	38	15.85	15.73	15.80	17.00
		1	74	15.79	15.68	15.75	17.00
		36	0	15.90	15.61	15.68	17.00
		36	18	15.85	15.55	15.62	17.00
		36	39	15.83	15.54	15.53	17.00
		75	0	15.89	15.57	15.66	17.00
	64QAM	1	0	15.72	15.82	15.61	17.00
		1	38	15.76	15.64	15.65	17.00
		1	74	15.78	15.59	15.63	17.00
		36	0	15.81	15.54	15.60	17.00
		36	18	15.80	15.47	15.53	17.00
		36	39	15.76	15.41	15.41	17.00
		75	0	15.76	15.44	15.54	17.00
Bandwidth	Modulation	RB size	RB offset	Channel 132072	Channel 132322	Channel 132572	Tune up
20MHz	QPSK	1	0	15.84	15.81	15.80	17.00
		1	50	15.81	15.77	15.81	17.00
		1	99	**15.86**	**16.06**	**15.62**	17.00
		50	0	15.65	15.75	15.65	17.00
		50	25	15.55	15.74	15.62	17.00
		50	50	**15.71**	**15.76**	**15.69**	17.00
		100	0	15.82	**15.84**	15.69	17.00
	16QAM	1	0	16.01	16.05	15.74	17.00
		1	50	15.99	15.80	15.84	17.00
		1	99	15.98	15.83	15.77	17.00
		50	0	16.00	15.70	15.79	17.00

Unless otherwise agreed in writing, this document is issued by the Company subject to its General Conditions of Service printed overleaf, available on request or accessible at http://www.sgs.com/en/Terms-and-Conditions.aspx and, for electronic format documents, subject to Terms and Conditions for Electronic Documents at http://www.sgs.com/en/Terms-and-Conditions/Terms-e-Document.aspx. Attention is drawn to the limitation of liability, indemnification and jurisdiction issues defined therein. Any holder of this document is advised that information contained hereon reflects the Company's findings at the time of its intervention only and within the limits of Client's instructions, if any. The Company's sole responsibility is to its Client and this document does not exonerate parties to a transaction from exercising all their rights and obligations under the transaction documents. This document cannot be reproduced except in full, without prior written approval of the Company. Any unauthorized alteration, forgery or falsification of the content or appearance of this document is unlawful and offenders may be prosecuted to the fullest extent of the law. Unless otherwise stated the results shown in this test report refer only to the sample(s) tested and such sample(s) are retained for 30 days only.
Attention: To check the authenticity of testing /inspection report & certificate, please contact us at telephone: (86-755) 8307 1443, or email: CN.Doccheck@sgs.com

SGS-CSTC Standards Technical Services Co., Ltd. Shenzhen Branch
No.1 Workshop, M-10, Middle Section, Science & Technology Park, Shenzhen, China 518057 t (86-755) 26012053 f (86-755) 26710594 www.sgsgroup.com.cn
中国·深圳·科技园中区M-10栋一号厂房 邮编: 518057 t (86-755) 26012053 f (86-755) 26710594 sgs.china@sgs.com

		50	25	16.05	15.72	15.68	17.00
		50	50	15.89	15.59	15.70	17.00
		100	0	16.04	15.68	15.79	17.00
	64QAM	1	0	15.93	15.97	15.61	17.00
		1	50	15.94	15.75	15.74	17.00
		1	99	15.85	15.82	15.69	17.00
		50	0	15.97	15.58	15.68	17.00
		50	25	16.02	15.71	15.55	17.00
		50	50	15.79	15.51	15.59	17.00
		100	0	15.99	15.63	15.64	17.00

LTE Band 66 (Handheld)				Conducted Power(dBm)			
Bandwidth	Modulation	RB size	RB offset	Channel 131979	Channel 132322	Channel 132665	Tune up
1.4MHz	QPSK	1	0	19.93	19.75	19.94	21.00
		1	2	19.94	19.98	19.66	21.00
		1	5	19.91	19.76	19.72	21.00
		3	0	19.98	19.70	19.73	21.00
		3	2	19.93	19.88	19.84	21.00
		3	3	19.95	19.80	19.77	21.00
		6	0	19.85	19.79	19.68	21.00
	16QAM	1	0	20.01	20.02	19.75	21.00
		1	2	19.99	20.00	20.04	21.00
		1	5	19.98	19.96	19.88	21.00
		3	0	19.94	19.86	19.77	21.00
		3	2	20.02	19.85	19.87	21.00
		3	3	19.84	19.80	19.75	21.00
		6	0	19.96	19.82	19.93	21.00
	64QAM	1	0	19.92	19.99	19.74	21.00
		1	2	19.86	19.97	19.90	21.00
		1	5	19.86	19.86	19.78	21.00
		3	0	19.93	19.85	19.74	21.00
		3	2	19.98	19.81	19.76	21.00
		3	3	19.74	19.79	19.64	21.00
		6	0	19.85	19.77	19.82	21.00
Bandwidth	Modulation	RB size	RB offset	Channel 131987	Channel 132322	Channel 132657	Tune up
3MHz	QPSK	1	0	19.87	19.91	19.93	21.00
		1	7	19.93	19.69	19.82	21.00
		1	14	19.86	19.76	19.66	21.00
		8	0	19.93	19.91	19.76	21.00
		8	4	19.97	19.77	19.82	21.00
		8	7	19.86	19.73	19.74	21.00
		15	0	19.85	19.77	19.80	21.00
	16QAM	1	0	19.96	19.95	19.96	21.00
		1	7	19.91	19.99	19.97	21.00
		1	14	19.95	19.88	20.05	21.00
		8	0	19.99	19.89	19.78	21.00
		8	4	20.03	19.86	19.78	21.00
		8	7	19.95	19.86	19.78	21.00

Unless otherwise agreed in writing, this document is issued by the Company subject to its General Conditions of Service printed overleaf, available on request or accessible at http://www.sgs.com/en/Terms-and-Conditions.aspx and, for electronic format documents, subject to Terms and Conditions for Electronic Documents at http://www.sgs.com/en/Terms-and-Conditions/Terms-e-Document.aspx. Attention is drawn to the limitation of liability, indemnification and jurisdiction issues defined therein. Any holder of this document is advised that information contained hereon reflects the Company's findings at the time of its intervention only and within the limits of Client's instructions, if any. The Company's sole responsibility is to its Client and this document does not exonerate parties to a transaction from exercising all their rights and obligations under the transaction documents. This document cannot be reproduced except in full, without prior written approval of the Company. Any unauthorized alteration, forgery or falsification of the content or appearance of this document is unlawful and offenders may be prosecuted to the fullest extent of the law. Unless otherwise stated the results shown in this test report refer only to the sample(s) tested and such sample(s) are retained for 30 days only.
Attention: To check the authenticity of testing /inspection report & certificate, please contact us at telephone: (86-755) 8307 1443, or email: CN.Doccheck@sgs.com

		15	0	20.05	19.82	19.84	21.00
	64QAM	1	0	19.90	19.92	19.84	21.00
		1	7	19.84	19.98	19.93	21.00
		1	14	19.80	19.85	20.04	21.00
		8	0	19.90	19.75	19.64	21.00
		8	4	19.98	19.85	19.78	21.00
		8	7	19.90	19.75	19.66	21.00
		15	0	19.96	19.72	19.83	21.00
Bandwidth	Modulation	RB size	RB offset	Channel 131997	Channel 132322	Channel 132647	Tune up
5MHz	QPSK	1	0	19.94	19.78	19.86	21.00
		1	13	19.87	19.91	19.86	21.00
		1	24	19.76	19.69	19.80	21.00
		12	0	20.00	19.76	19.97	21.00
		12	6	19.92	19.84	19.85	21.00
		12	13	19.81	19.82	19.81	21.00
		25	0	19.96	19.88	19.88	21.00
	16QAM	1	0	20.04	19.98	20.03	21.00
		1	13	20.05	19.95	19.89	21.00
		1	24	20.05	19.77	19.94	21.00
		12	0	20.02	19.79	19.88	21.00
		12	6	20.02	19.92	19.82	21.00
		12	13	19.91	19.73	19.78	21.00
		25	0	19.89	19.91	19.84	21.00
	64QAM	1	0	19.93	19.87	19.92	21.00
		1	13	19.94	19.87	19.86	21.00
		1	24	19.90	19.62	19.86	21.00
		12	0	19.97	19.77	19.88	21.00
		12	6	19.95	19.85	19.79	21.00
		12	13	19.86	19.58	19.68	21.00
		25	0	19.85	19.81	19.80	21.00
Bandwidth	Modulation	RB size	RB offset	Channel 132022	Channel 132322	Channel 132622	Tune up
10MHz	QPSK	1	0	19.84	19.83	19.96	21.00
		1	25	20.02	19.94	20.01	21.00
		1	49	20.04	19.94	19.75	21.00
		25	0	20.05	19.85	19.98	21.00
		25	13	20.03	19.83	20.00	21.00
		25	25	19.96	19.85	19.99	21.00
		50	0	19.95	19.96	19.92	21.00
	16QAM	1	0	19.87	19.94	19.81	21.00
		1	25	20.04	20.01	20.01	21.00
		1	49	20.08	19.91	19.56	21.00
		25	0	19.93	19.94	19.99	21.00
		25	13	20.02	19.88	19.98	21.00
		25	25	19.96	19.86	20.01	21.00
		50	0	20.01	19.89	19.95	21.00
	64QAM	1	0	19.84	19.80	19.66	21.00
		1	25	19.91	20.00	19.97	21.00
		1	49	19.98	19.89	19.53	21.00
		25	0	19.91	19.85	19.92	21.00
		25	13	20.02	19.81	19.89	21.00

Unless otherwise agreed in writing, this document is issued by the Company subject to its General Conditions of Service printed overleaf, available on request or accessible at http://www.sgs.com/en/Terms-and-Conditions.aspx and, for electronic format documents, subject to Terms and Conditions for Electronic Documents at http://www.sgs.com/en/Terms-and-Conditions/Terms-e-Document.aspx. Attention is drawn to the limitation of liability, indemnification and jurisdiction issues defined therein. Any holder of this document is advised that information contained hereon reflects the Company's findings at the time of its intervention only and within the limits of Client's instructions, if any. The Company's sole responsibility is to its Client and this document does not exonerate parties to a transaction from exercising all their rights and obligations under the transaction documents. This document cannot be reproduced except in full, without prior written approval of the Company. Any unauthorized alteration, forgery or falsification of the content or appearance of this document is unlawful and offenders may be prosecuted to the fullest extent of the law. Unless otherwise stated the results shown in this test report refer only to the sample(s) tested and such sample(s) are retained for 30 days only.
Attention: To check the authenticity of testing /inspection report & certificate, please contact us at telephone: (86-755) 8307 1443, or email: CN.Doccheck@sgs.com

		25	25	19.96	19.86	19.98	21.00
		50	0	19.94	19.83	19.95	21.00
Bandwidth	Modulation	RB size	RB offset	Channel 132047	Channel 132322	Channel 132597	Tune up
15MHz	QPSK	1	0	19.96	19.86	19.92	21.00
		1	38	19.79	19.89	19.82	21.00
		1	74	20.00	20.02	20.08	21.00
		36	0	19.90	19.98	20.07	21.00
		36	18	19.90	19.74	19.86	21.00
		36	39	19.95	19.87	20.00	21.00
		75	0	19.89	19.90	19.98	21.00
	16QAM	1	0	20.04	19.96	19.84	21.00
		1	38	19.91	19.94	20.05	21.00
		1	74	20.11	20.01	20.06	21.00
		36	0	19.98	19.96	20.07	21.00
		36	18	19.90	19.91	19.94	21.00
		36	39	19.99	19.79	20.00	21.00
		75	0	19.91	19.98	20.09	21.00
	64QAM	1	0	19.90	19.85	19.74	21.00
		1	38	19.87	19.80	20.01	21.00
		1	74	20.07	19.88	19.97	21.00
		36	0	19.98	19.96	20.02	21.00
		36	18	19.80	19.84	19.89	21.00
		36	39	19.93	19.72	19.95	21.00
		75	0	19.81	19.84	20.07	21.00
Bandwidth	Modulation	RB size	RB offset	Channel 132072	Channel 132322	Channel 132572	Tune up
20MHz	QPSK	1	0	19.99	19.89	19.99	21.00
		1	50	19.97	19.89	19.98	21.00
		1	99	**20.09**	**20.13**	**20.07**	21.00
		50	0	20.00	20.01	19.93	21.00
		50	25	19.84	19.96	19.89	21.00
		50	50	**20.01**	**20.02**	**19.94**	21.00
		100	0	19.92	**20.07**	20.06	21.00
	16QAM	1	0	20.01	20.05	20.10	21.00
		1	50	20.02	20.08	20.01	21.00
		1	99	19.97	19.80	19.91	21.00
		50	0	20.03	20.08	20.03	21.00
		50	25	19.88	20.03	20.09	21.00
		50	50	19.90	19.81	20.08	21.00
		100	0	20.02	20.03	20.08	21.00
	64QAM	1	0	19.88	19.97	19.98	21.00
		1	50	20.02	19.93	19.91	21.00
		1	99	19.92	19.80	19.84	21.00
		50	0	19.99	20.00	20.12	21.00
		50	25	19.87	19.99	20.00	21.00
		50	50	19.88	19.75	19.98	21.00
		100	0	19.88	19.99	20.08	21.00

Table 12：Conducted Power of LTE

Unless otherwise agreed in writing, this document is issued by the Company subject to its General Conditions of Service printed overleaf, available on request or accessible at http://www.sgs.com/en/Terms-and-Conditions.aspx and, for electronic format documents, subject to Terms and Conditions for Electronic Documents at http://www.sgs.com/en/Terms-and-Conditions/Terms-e-Document.aspx. Attention is drawn to the limitation of liability, indemnification and jurisdiction issues defined therein. Any holder of this document is advised that information contained hereon reflects the Company's findings at the time of its intervention only and within the limits of Client's instructions, if any. The Company's sole responsibility is to its Client and this document does not exonerate parties to a transaction from exercising all their rights and obligations under the transaction documents. This document cannot be reproduced except in full, without prior written approval of the Company. Any unauthorized alteration, forgery or falsification of the content or appearance of this document is unlawful and offenders may be prosecuted to the fullest extent of the law. Unless otherwise stated the results shown in this test report refer only to the sample(s) tested and such sample(s) are retained for 30 days only.
Attention: To check the authenticity of testing /inspection report & certificate, please contact us at telephone: (86-755) 8307 1443, or email: CN.Doccheck@sgs.com
No.1 Workshop, M-10, Middle Section, Science & Technology Park, Shenzhen, China 518057 t (86-755) 26012053 f (86-755) 26710594 www.sgsgroup.com.cn
中国·深圳·科技园中区M-10栋一号厂房 邮编: 518057 t (86-755) 26012053 f (86-755) 26710594 sgs.china@sgs.com
Member of the SGS Group (SGS SA)

8.1.2 Conducted Power of WIFI and BT

Mode full power	Channel	Frequency(MHz)	Data Rate(Mbps)	Tune up	Average Power (dBm)	SAR Test
802.11b	1	2412	1	19.50	**18.74**	Yes
	6	2437		19.50	**18.79**	Yes
	11	2462		19.50	**18.87**	Yes
802.11g	1	2412	6	15.00	14.08	No
	6	2437		15.00	14.20	No
	11	2462		15.00	14.19	No
802.11n HT20 SISO	1	2412	6.5	14.50	13.48	No
	6	2437		14.50	13.70	No
	11	2462		14.50	13.69	No
802.11n HT40 SISO	3	2422	13.5	14.50	13.85	No
	6	2437		14.50	14.23	No
	9	2452		14.50	13.90	No

Mode reduce power	Channel	Frequency(MHz)	Data Rate(Mbps)	Tune up	Average Power (dBm)	SAR Test
802.11b	1	2412	1	19.00	**18.09**	Yes
	6	2437		19.00	**18.10**	Yes
	11	2462		19.00	**18.13**	Yes
802.11g	1	2412	6	15.00	14.08	No
	6	2437		15.00	14.20	No
	11	2462		15.00	14.19	No
802.11n HT20 SISO	1	2412	6.5	14.50	13.48	No
	6	2437		14.50	13.70	No
	11	2462		14.50	13.69	No
802.11n HT40 SISO	3	2422	13.5	14.50	13.85	No
	6	2437		14.50	14.23	No
	9	2452		14.50	13.90	No

Unless otherwise agreed in writing, this document is issued by the Company subject to its General Conditions of Service printed overleaf, available on request or accessible at http://www.sgs.com/en/Terms-and-Conditions.aspx and, for electronic format documents, subject to Terms and Conditions for Electronic Documents at http://www.sgs.com/en/Terms-and-Conditions/Terms-e-Document.aspx. Attention is drawn to the limitation of liability, indemnification and jurisdiction issues defined therein. Any holder of this document is advised that information contained hereon reflects the Company's findings at the time of its intervention only and within the limits of Client's instructions, if any. The Company's sole responsibility is to its Client and this document does not exonerate parties to a transaction from exercising all their rights and obligations under the transaction documents. This document cannot be reproduced except in full, without prior written approval of the Company. Any unauthorized alteration, forgery or falsification of the content or appearance of this document is unlawful and offenders may be prosecuted to the fullest extent of the law. Unless otherwise stated the results shown in this test report refer only to the sample(s) tested and such sample(s) are retained for 30 days only.
Attention: To check the authenticity of testing /inspection report & certificate, please contact us at telephone: (86-755) 8307 1443, or email: CN.Doccheck@sgs.com

No.1 Workshop, M-10, Middle Section, Science & Technology Park, Shenzhen, China 518057 t (86-755) 26012053 f (86-755) 26710594 www.sgsgroup.com.cn
中国·深圳·科技园中区M-10栋一号厂房 邮编: 518057 t (86-755) 26012053 f (86-755) 26710594 sgs.china@sgs.com

5GHz	mode	Channel	Frequency(MHz)	Data Rate(Mbps)	Tune up	Average Power (dBm)	SAR Test
802.11a	U-NII-1	36	5180	6	18.00	17.33	No
		40	5200		18.00	17.7	No
		44	5220		18.00	17.31	No
		48	5240		18.00	17.69	No
	U-NII-2A	52	5260		18.00	17.72	No
		56	5280		18.00	17.54	No
		60	5300		18.00	**17.73**	Yes
		64	5320		18.00	17.51	No
	U-NII-2C	100	5500		18.00	**17.29**	Yes
		104	5520		18.00	17.24	No
		108	5540		18.00	17.13	No
		112	5560		18.00	17.21	No
		116	5580		18.00	**17.42**	Yes
		120	5600		18.00	17.12	No
		124	5620		18.00	17.11	No
		128	5640		18.00	17.22	No
		132	5660		18.00	17.23	No
		136	5680		18.00	17.2	No
		140	5700		18.00	**17.24**	Yes
		144	5720		18.00	17.12	No
	U-NII-3	149	5745		18.00	17.56	No
		153	5765		18.00	17.51	No
		157	5785		18.00	**17.62**	Yes
		161	5805		18.00	17.51	No
		165	5825		18.00	17.54	No
5GHz	mode	Channel	Frequency(MHz)	Data Rate(Mbps)	Tune up	Average Power (dBm)	SAR Test
802.11n-HT20	U-NII-1	36	5180	MCS0	17.50	16.72	No
		40	5200		17.50	16.86	No
		44	5220		17.50	17.08	No
		48	5240		17.50	17.29	No
	U-NII-2A	52	5260		17.50	17.27	No
		56	5280		17.50	17.08	No
		60	5300		17.50	16.93	No
		64	5320		17.50	16.52	No
	U-NII-2C	100	5500		17.50	16.79	No
		104	5520		17.50	16.80	No
		108	5540		17.50	16.79	No
		112	5560		17.50	16.75	No
		116	5580		17.50	16.75	No
		120	5600		17.50	16.59	No
		124	5620		17.50	16.62	No
		128	5640		17.50	16.65	No
		132	5660		17.50	16.54	No
		136	5680		17.50	16.51	No

Unless otherwise agreed in writing, this document is issued by the Company subject to its General Conditions of Service printed overleaf, available on request or accessible at http://www.sgs.com/en/Terms-and-Conditions.aspx and, for electronic format documents, subject to Terms and Conditions for Electronic Documents at http://www.sgs.com/en/Terms-and-Conditions/Terms-e-Document.aspx. Attention is drawn to the limitation of liability, indemnification and jurisdiction issues defined therein. Any holder of this document is advised that information contained hereon reflects the Company's findings at the time of its intervention only and within the limits of Client's instructions, if any. The Company's sole responsibility is to its Client and this document does not exonerate parties to a transaction from exercising all their rights and obligations under the transaction documents. This document cannot be reproduced except in full, without prior written approval of the Company. Any unauthorized alteration, forgery or falsification of the content or appearance of this document is unlawful and offenders may be prosecuted to the fullest extent of the law. Unless otherwise stated the results shown in this test report refer only to the sample(s) tested and such sample(s) are retained for 30 days only.
Attention: To check the authenticity of testing /inspection report & certificate, please contact us at telephone: (86-755) 8307 1443, or email: CN.Doccheck@sgs.com

		140	5700		17.50	16.69	No
		144	5720		17.50	16.67	No
	U-NII-3	149	5745		17.50	16.89	No
		153	5765		17.50	17.05	No
		157	5785		17.50	17.10	No
		161	5805		17.50	17.19	No
		165	5825		17.50	17.16	No
5GHz	mode	Channel	Frequency(MHz)	Data Rate(Mbps)	Tune up	Average Power (dBm)	SAR Test
802.11n-HT40	U-NII-1	38	5190	MCS0	15.00	14.34	No
		46	5230		15.00	14.72	No
	U-NII-2A	54	5270		15.00	14.74	No
		62	5310		15.00	14.49	No
	U-NII-2C	102	5510		15.00	14.58	No
		110	5550		15.00	14.35	No
		118	5590		15.00	14.34	No
		126	5630		15.00	14.11	No
		134	5670		15.00	14.15	No
		142	5710		15.00	14.08	No
	U-NII-3	151	5755		15.00	14.47	No
		159	5795		15.00	14.84	No
5GHz	mode	Channel	Frequency(MHz)	Data Rate(Mbps)	Tune up	Average Power (dBm)	SAR Test
802.11ac-20	U-NII-1	36	5180	MCS0	16.00	15.02	No
		40	5200		16.00	15.16	No
		44	5220		16.00	15.38	No
		48	5240		16.00	15.59	No
	U-NII-2A	52	5260		16.00	15.57	No
		56	5280		16.00	15.38	No
		60	5300		16.00	15.23	No
		64	5320		16.00	14.82	No
	U-NII-2C	100	5500		16.00	15.09	No
		104	5520		16.00	15.10	No
		108	5540		16.00	15.09	No
		112	5560		16.00	15.05	No
		116	5580		16.00	15.05	No
		120	5600		16.00	14.89	No
		124	5620		16.00	14.92	No
		128	5640		16.00	14.95	No
		132	5660		16.00	14.84	No
		136	5680		16.00	14.81	No
		140	5700		16.00	14.99	No
		144	5720		16.00	14.97	No
	U-NII-3	149	5745		16.00	15.19	No
		153	5765		16.00	15.35	No
		157	5785		16.00	15.40	No
		161	5805		16.00	15.49	No

Unless otherwise agreed in writing, this document is issued by the Company subject to its General Conditions of Service printed overleaf, available on request or accessible at http://www.sgs.com/en/Terms-and-Conditions.aspx and, for electronic format documents, subject to Terms and Conditions for Electronic Documents at http://www.sgs.com/en/Terms-and-Conditions/Terms-e-Document.aspx. Attention is drawn to the limitation of liability, indemnification and jurisdiction issues defined therein. Any holder of this document is advised that information contained hereon reflects the Company's findings at the time of its intervention only and within the limits of Client's instructions, if any. The Company's sole responsibility is to its Client and this document does not exonerate parties to a transaction from exercising all their rights and obligations under the transaction documents. This document cannot be reproduced except in full, without prior written approval of the Company. Any unauthorized alteration, forgery or falsification of the content or appearance of this document is unlawful and offenders may be prosecuted to the fullest extent of the law. Unless otherwise stated the results shown in this test report refer only to the sample(s) tested and such sample(s) are retained for 30 days only.
Attention: To check the authenticity of testing /inspection report & certificate, please contact us at telephone: (86-755) 8307 1443, or email: CN.Doccheck@sgs.com

		165	5825		16.00	15.46	No
5GHz	mode	Channel	Frequency(MHz)	Data Rate(Mbps)	Tune up	Average Power (dBm)	SAR Test
802.11ac-40	U-NII-1	38	5190	MCS0	16.00	15.34	No
		46	5230		16.00	15.72	No
	U-NII-2A	54	5270		16.00	15.74	No
		62	5310		16.00	15.49	No
	U-NII-2C	102	5510		16.00	15.58	No
		110	5550		16.00	15.35	No
		118	5590		16.00	15.34	No
		126	5630		16.00	15.11	No
		134	5670		16.00	15.15	No
		142	5710		16.00	15.08	No
	U-NII-3	151	5755		16.00	15.47	No
		159	5795		16.00	15.84	No
5GHz	mode	Channel	Frequency(MHz)	Data Rate(Mbps)	Tune up	Average Power (dBm)	SAR Test
802.11ac 80M	U-NII-1	42	5210	MCS0	14.50	13.69	No
	U-NII-2A	58	5290		14.50	13.83	No
	U-NII-2C	106	5530		14.50	12.52	No
		122	5610		14.50	13.43	No
		138	5690		14.50	12.93	No
	U-NII-3	155	5775		14.50	13.74	No

Unless otherwise agreed in writing, this document is issued by the Company subject to its General Conditions of Service printed overleaf, available on request or accessible at http://www.sgs.com/en/Terms-and-Conditions.aspx and, for electronic format documents, subject to Terms and Conditions for Electronic Documents at http://www.sgs.com/en/Terms-and-Conditions/Terms-e-Document.aspx. Attention is drawn to the limitation of liability, indemnification and jurisdiction issues defined therein. Any holder of this document is advised that information contained hereon reflects the Company's findings at the time of its intervention only and within the limits of Client's instructions, if any. The Company's sole responsibility is to its Client and this document does not exonerate parties to a transaction from exercising all their rights and obligations under the transaction documents. This document cannot be reproduced except in full, without prior written approval of the Company. Any unauthorized alteration, forgery or falsification of the content or appearance of this document is unlawful and offenders may be prosecuted to the fullest extent of the law. Unless otherwise stated the results shown in this test report refer only to the sample(s) tested and such sample(s) are retained for 30 days only.
Attention: To check the authenticity of testing /inspection report & certificate, please contact us at telephone: (86-755) 8307 1443, or email: CN.Doccheck@sgs.com

No.1 Workshop, M-10, Middle Section, Science & Technology Park, Shenzhen, China 518057 t (86-755) 26012053 f (86-755) 26710594 www.sgsgroup.com.cn
中国·深圳·科技园中区M-10栋一号厂房 邮编: 518057 t (86-755) 26012053 f (86-755) 26710594 sgs.china@sgs.com

5GHz-Hotspot on	mode	Channel	Frequency(MHz)	Data Rate(Mbps)	Tune up	Average Power (dBm)	SAR Test
802.11a	U-NII-1	36	5180	6	17.00	**16.36**	Yes
		40	5200		17.00	**16.59**	Yes
		44	5220		17.00	16.24	No
		48	5240		17.00	**16.34**	Yes
	U-NII-3	149	5745		16.00	**15.56**	Yes
		153	5765		16.00	15.48	No
		157	5785		16.00	**15.59**	Yes
		161	5805		16.00	15.51	No
		165	5825		16.00	**15.52**	Yes

Table 13：Conducted Power of WiFi

Note:

a) Power must be measured at each transmit antenna port according to the DSSS and OFDM transmission configurations in each standalone and aggregated frequency band.

b) Power measurement is required for the transmission mode configuration with the highest maximum output power specified for production units.

1) When the same highest maximum output power specification applies to multiple transmission modes, the largest channel bandwidth configuration with the lowest order modulation and lowest data rate is measured.

2) When the same highest maximum output power is specified for multiple largest channel bandwidth configurations with the same lowest order modulation or lowest order modulation and lowest data rate, power measurement is required for all equivalent 802.11 configurations with the same maximum output power.

c) For each transmission mode configuration, power must be measured for the highest and lowest channels; and at the mid-band channel(s) when there are at least 3 channels. For configurations with multiple mid-band channels, due to an even number of channels, both channels should be measured.

Unless otherwise agreed in writing, this document is issued by the Company subject to its General Conditions of Service printed overleaf, available on request or accessible at http://www.sgs.com/en/Terms-and-Conditions.aspx and, for electronic format documents, subject to Terms and Conditions for Electronic Documents at http://www.sgs.com/en/Terms-and-Conditions/Terms-e-Document.aspx. Attention is drawn to the limitation of liability, indemnification and jurisdiction issues defined therein. Any holder of this document is advised that information contained hereon reflects the Company's findings at the time of its intervention only and within the limits of Client's instructions, if any. The Company's sole responsibility is to its Client and this document does not exonerate parties to a transaction from exercising all their rights and obligations under the transaction documents. This document cannot be reproduced except in full, without prior written approval of the Company. Any unauthorized alteration, forgery or falsification of the content or appearance of this document is unlawful and offenders may be prosecuted to the fullest extent of the law. Unless otherwise stated the results shown in this test report refer only to the sample(s) tested and such sample(s) are retained for 30 days only.
Attention: To check the authenticity of testing /inspection report & certificate, please contact us at telephone: (86-755) 8307 1443, or email: CN.Doccheck@sgs.com

No.1 Workshop, M-10, Middle Section, Science & Technology Park, Shenzhen, China 518057 t (86-755) 26012053 f (86-755) 26710594 www.sgsgroup.com.cn
中国·深圳·科技园中区M-10栋一号厂房 邮编: 518057 t (86-755) 26012053 f (86-755) 26710594 sgs.china@sgs.com

Table 14： BT		Average Conducted Power(dBm)			
Band	Channel	0	39	78	Tune up
BT	GFSK	**12.83**	**12.75**	**12.69**	13.50
	π/4DQPSK	10.21	10.11	10.08	11.00
	8DPSK	10.35	10.27	10.31	11.00
Band	Channel	0	19	39	Tune up
BLE	GFSK	7.22	7.41	7.71	8.00

Table 15：Conducted Power of BT

Bluetooth DH5(GFSK):
Duty cycle=1.038/1.272=81.6%

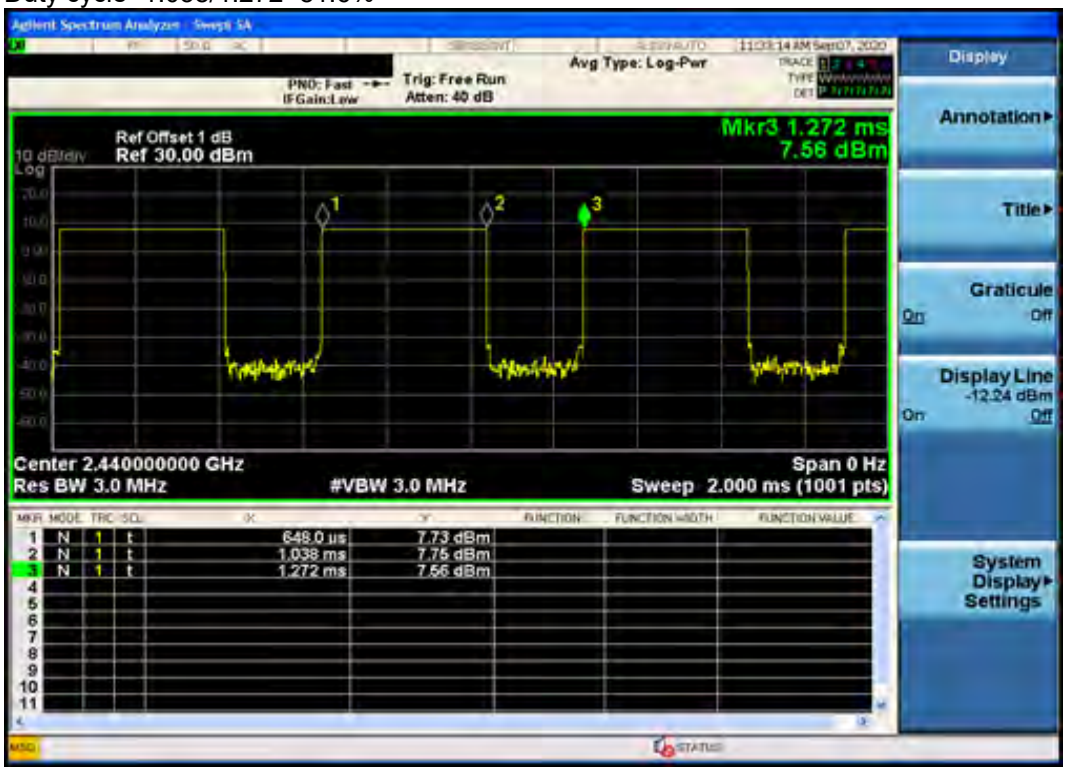

Unless otherwise agreed in writing, this document is issued by the Company subject to its General Conditions of Service printed overleaf, available on request or accessible at http://www.sgs.com/en/Terms-and-Conditions.aspx and, for electronic format documents, subject to Terms and Conditions for Electronic Documents at http://www.sgs.com/en/Terms-and-Conditions/Terms-e-Document.aspx. Attention is drawn to the limitation of liability, indemnification and jurisdiction issues defined therein. Any holder of this document is advised that information contained hereon reflects the Company's findings at the time of its intervention only and within the limits of Client's instructions, if any. The Company's sole responsibility is to its Client and this document does not exonerate parties to a transaction from exercising all their rights and obligations under the transaction documents. This document cannot be reproduced except in full, without prior written approval of the Company. Any unauthorized alteration, forgery or falsification of the content or appearance of this document is unlawful and offenders may be prosecuted to the fullest extent of the law. Unless otherwise stated the results shown in this test report refer only to the sample(s) tested and such sample(s) are retained for 30 days only.
Attention: To check the authenticity of testing /inspection report & certificate, please contact us at telephone: (86-755) 8307 1443, or email: CN.Doccheck@sgs.com

SGS-CSTC Standards Technical Services Co.,Ltd. Shenzhen Branch Testing Center LLC Laboratory
No.1 Workshop, M-10, Middle Section, Science & Technology Park, Shenzhen, China 518057 t (86-755) 26012053 f (86-755) 26710594 www.sgsgroup.com.cn
中国·深圳·科技园中区M-10栋一号厂房 邮编: 518057 t (86-755) 26012053 f (86-755) 26710594 sgs.china@sgs.com
Member of the SGS Group (SGS SA)

8.2 Stand-alone SAR test evaluation

Unless specifically required by the published RF exposure KDB procedures, standalone 1-g head or body and Product specific 10g SAR evaluation for general population exposure conditions, by measurement or numerical simulation, is not required when the corresponding SAR Test Exclusion Threshold condition is satisfied. These test exclusion conditions are based on source-based time-averaged maximum conducted output power of the RF channel requiring evaluation, adjusted for tune-up tolerance, and the minimum test separation distance required for the exposure conditions.

Freq. Band	Frequency (GHz)	Position	Average Power		Test Separation (mm)	Calculate Value	Exclusion Threshold	Exclusion (Yes/No)
			dBm	mW				
Wi-Fi	2.462	Head	19.00	79.43	0	24.9	3	No
		Body-worn	19.50	89.13	5	28.0	3	No
		hotspot	19.50	89.13	5	28.0	3	No
Wi-Fi	5	Head	18.00	63.10	0	28.2	3	No
		Body-worn	18.00	63.10	5	28.2	3	No
		hotspot	17.00	50.12	5	22.4	3	No
Bluetooth	2.48	Head	13.50	22.39	0	7.1	3	No
		Body-worn	13.50	22.39	5	7.1	3	No
		hotspot	13.50	22.39	5	7.1	3	No

The 1-g and 10-g SAR test exclusion thresholds for 100 MHz to 6 GHz at test separation distances ≤ 50 mm are determined by:
[(max. power of channel, including tune-up tolerance, mW)/(min. test separation distance, mm)] · [√f(GHz)] ≤ 3.0 for 1-g SAR and ≤ 7.5 for 10-g extremity SAR, where
• f(GHz) is the RF channel transmit frequency in GHz
• Power and distance are rounded to the nearest mW and mm before calculation
• The result is rounded to one decimal place for comparison

The test exclusions are applicable only when the minimum test separation distance is ≤ 50 mm and for transmission frequencies between 100 MHz and 6 GHz. When the minimum test separation distance is < 5 mm, a distance of 5 mm is applied to determine SAR test exclusion.

Estimated SAR:
When the standalone SAR test exclusion is applied to an antenna that transmits simultaneously with other antennas, the standalone SAR must be estimated according to the following to determine simultaneous transmission SAR test exclusion:
• (max. power of channel, including tune-up tolerance, mW)/(min. test separation distance, mm)]·[√f(GHz)/x] W/kg for test separation distances ≤ 50 mm;
Where x = 7.5 for 1-g SAR, and x = 18.75 for 10-g SAR.
When the minimum test separation distance is < 5 mm, a distance of 5 mm is applied to determine SAR test exclusion.

Unless otherwise agreed in writing, this document is issued by the Company subject to its General Conditions of Service printed overleaf, available on request or accessible at http://www.sgs.com/en/Terms-and-Conditions.aspx and, for electronic format documents, subject to Terms and Conditions for Electronic Documents at http://www.sgs.com/en/Terms-and-Conditions/Terms-e-Document.aspx. Attention is drawn to the limitation of liability, indemnification and jurisdiction issues defined therein. Any holder of this document is advised that information contained hereon reflects the Company's findings at the time of its intervention only and within the limits of Client's instructions, if any. The Company's sole responsibility is to its Client and this document does not exonerate parties to a transaction from exercising all their rights and obligations under the transaction documents. This document cannot be reproduced except in full, without prior written approval of the Company. Any unauthorized alteration, forgery or falsification of the content or appearance of this document is unlawful and offenders may be prosecuted to the fullest extent of the law. Unless otherwise stated the results shown in this test report refer only to the sample(s) tested and such sample(s) are retained for 30 days only.
Attention: To check the authenticity of testing /inspection report & certificate, please contact us at telephone: (86-755) 8307 1443, or email: CN.Doccheck@sgs.com
No.1 Workshop, M-10, Middle Section, Science & Technology Park, Shenzhen, China 518057 t (86-755) 26012053 f (86-755) 26710594 www.sgsgroup.com.cn
中国·深圳·科技园中区M-10栋一号厂房 邮编: 518057 t (86-755) 26012053 f (86-755) 26710594 sgs.china@sgs.com
Member of the SGS Group (SGS SA)

8.3 Measurement of SAR Data

8.3.1 SAR Result of GSM850

Test position	Test mode	Test Ch./Freq.	Duty Cycle	SAR (W/kg)1-g	Power Drift(dB)	Conducted Power(dBm)	Tune up Limit(dBm)	Scaled factor	Scaled SAR(W/kg)	Liquid Temp
Head Test data										
Left cheek	GSM	190/836.6	1:8.3	0.227	0.01	32.16	33.50	1.361	0.309	22.1
Left tilted	GSM	190/836.6	1:8.3	0.139	0.01	32.16	33.50	1.361	0.189	22.1
Right cheek	GSM	190/836.6	1:8.3	0.235	0.06	32.16	33.50	1.361	**0.320**	22.1
Right tilted	GSM	190/836.6	1:8.3	0.153	-0.01	32.16	33.50	1.361	0.208	22.1
Body worn Test data(Separate 5mm)										
Front side	GSM	190/836.6	1:8.3	0.473	0.10	32.16	33.50	1.361	0.644	22.1
Back side	GSM	190/836.6	1:8.3	0.905	0.01	32.16	33.50	1.361	**1.232**	22.1
Back side-repeat	GSM	190/836.6	1:8.3	0.901	0.04	32.16	33.50	1.361	1.227	22.1
Back side	GSM	128/824.2	1:8.3	0.813	0.01	32.14	33.50	1.368	1.112	22.1
Back side	GSM	251/848.8	1:8.3	0.708	0.05	32.18	33.50	1.355	0.959	22.1
Back side with headset	GSM	190/836.6	1:8.3	0.886	-0.06	32.16	33.50	1.361	1.206	22.1
Hotspot Test data(Separate 5mm)										
Front side	GPRS 2TS	190/836.6	1:4.15	0.372	-0.04	29.62	31.50	1.542	0.574	22.1
Back side	GPRS 2TS	190/836.6	1:4.15	0.628	0.01	29.62	31.50	1.542	0.968	22.1
Left side	GPRS 2TS	190/836.6	1:4.15	0.237	-0.01	29.62	31.50	1.542	0.365	22.1
Right side	GPRS 2TS	190/836.6	1:4.15	0.266	0.06	29.62	31.50	1.542	0.410	22.1
Bottom side	GPRS 2TS	190/836.6	1:4.15	0.337	0.05	29.62	31.50	1.542	0.520	22.1
Back side	GPRS 2TS	128/824.2	1:4.15	0.642	0.05	29.60	31.50	1.549	**0.994**	22.1
Back side	GPRS 2TS	251/848.8	1:4.15	0.526	-0.05	29.74	31.50	1.500	0.789	22.1
Test position	**Test mode**	**Test Ch./Freq.**	**Duty Cycle**	**SAR (W/kg)10-g**	**Power Drift(dB)**	**Conducted Power(dBm)**	**Tune up Limit(dBm)**	**Scaled factor**	**Scaled SAR(W/kg)**	**Liquid Temp**
Product specific 10g SAR Test data(Separate 0mm)										
Back side	GSM	190/836.6	1:8.3	0.495	0.08	32.16	33.50	1.361	**0.674**	22.1

Table 16：SAR of GSM850 for Head, Body and Product specific 10g SAR.

Note:

1) The maximum Scaled SAR value is marked in bold. Graph results refer to Appendix B.

2) Per KDB447498 D01, testing of other required channels within the operating mode of a frequency band is not required when the reported 1-g or 10-g SAR for the mid-band or highest output power channel is:

- ≤ 0.8W/kg for 1-g or 2.0W/kg for 10-g respectively, when the transmission band is ≤ 100MHz.
- ≤ 0.6 W/kg or 1.5 W/kg, for 1-g or 10-g respectively, when the transmission band is between 100 MHz and 200 MHz.
- ≤ 0.4 W/kg or 1.0 W/kg, for 1-g or 10-g respectively, when the transmission band is ≥ 200 MHz.

Test Position	Channel/ Frequency (MHz)	Measured SAR (1g)	1st Repeated SAR (1g)	Ratio	2nd Repeated SAR (1g)	3rd Repeated SAR (1g)
Back side	190/836.6	0.905	0.901	1.004	N/A	N/A
Note: 1) When the original highest measured SAR is ≥ 0.80 W/kg, the measurement was repeated once.						
2) A second repeated measurement was performed only if the ratio of largest to smallest SAR for the original and first repeated measurements was > 1.20 or when the original or repeated measurement was ≥ 1.45 W/kg (~ 10% from the 1-g SAR limit).						
3) A third repeated measurement was performed only if the original, first or second repeated measurement was ≥ 1.5 W/kg and the ratio of largest to smallest SAR for the original, first and second repeated measurements is > 1.20.						
4) Repeated measurements are not required when the original highest measured SAR is < 0.80 W/kg						

Unless otherwise agreed in writing, this document is issued by the Company subject to its General Conditions of Service printed overleaf, available on request or accessible at http://www.sgs.com/en/Terms-and-Conditions.aspx and, for electronic format documents, subject to Terms and Conditions for Electronic Documents at http://www.sgs.com/en/Terms-and-Conditions/Terms-e-Document.aspx. Attention is drawn to the limitation of liability, indemnification and jurisdiction issues defined therein. Any holder of this document is advised that information contained hereon reflects the Company's findings at the time of its intervention only and within the limits of Client's instructions, if any. The Company's sole responsibility is to its Client and this document does not exonerate parties to a transaction from exercising all their rights and obligations under the transaction documents. This document cannot be reproduced except in full, without prior written approval of the Company. Any unauthorized alteration, forgery or falsification of the content or appearance of this document is unlawful and offenders may be prosecuted to the fullest extent of the law. Unless otherwise stated the results shown in this test report refer only to the sample(s) tested and such sample(s) are retained for 30 days only.
Attention: To check the authenticity of testing /inspection report & certificate, please contact us at telephone: (86-755) 8307 1443, or email: CN.Doccheck@sgs.com
SGS-CSTC Standards Technical Services Co., Ltd. Shenzhen Branch
No.1 Workshop, M-10, Middle Section, Science & Technology Park, Shenzhen, China 518057 t (86-755) 26012053 f (86-755) 26710594 www.sgsgroup.com.cn
中国·深圳·科技园中区M-10栋一号厂房 邮编: 518057 t (86-755) 26012053 f (86-755) 26710594 sgs.china@sgs.com
Member of the SGS Group (SGS SA)

8.3.2 SAR Result of GSM1900

Test position	Test mode	Test Ch./Freq.	Duty Cycle	SAR (W/kg)1-g	Power Drift(dB)	Conducted Power(dBm)	Tune up Limit(dBm)	Scaled factor	Scaled SAR(W/kg)	Liquid Temp
Head Test data										
Left cheek	GSM	661/1880	1:8.3	0.074	-0.01	29.58	30.50	1.236	0.091	22.3
Left tilted	GSM	661/1880	1:8.3	0.032	0.05	29.58	30.50	1.236	0.040	22.3
Right cheek	GSM	661/1880	1:8.3	0.087	0.09	29.58	30.50	1.236	**0.108**	22.3
Right tilted	GSM	661/1880	1:8.3	0.046	0.01	29.58	30.50	1.236	0.057	22.3
Body worn Test data(Separate 5mm) sensor on										
Front side	GSM	661/1880	1:8.3	0.359	0.01	26.27	27.50	1.327	0.477	22.3
Back side	GSM	661/1880	1:8.3	0.866	-0.03	26.27	27.50	1.327	1.150	22.3
Back side	GSM	512/1850.2	1:8.3	0.916	0.02	26.20	27.50	1.349	**1.236**	22.3
Back side	GSM	810/1909.8	1:8.3	0.887	-0.02	26.20	27.50	1.349	1.197	22.3
Back side with headset	GSM	512/1850.2	1:8.3	0.900	0.02	26.20	27.50	1.349	1.214	22.3
Body worn Test data(Separate 5mm) sensor off										
Front side-10mm	GSM	661/1880	1:8.3	0.352	-0.04	29.58	30.50	1.236	0.435	22.3
Back side-17mm	GSM	661/1880	1:8.3	0.328	-0.06	29.58	30.50	1.236	0.405	22.3
Hotspot Test data(Separate 5mm)										
Front side	GPRS 3TS	661/1880	1:2.77	0.354	-0.07	22.75	23.00	1.059	0.375	22.3
Back side	GPRS 3TS	661/1880	1:2.77	0.798	-0.02	22.75	23.00	1.059	0.845	22.3
Left side	GPRS 3TS	661/1880	1:2.77	0.065	-0.01	22.75	23.00	1.059	0.069	22.3
Right side	GPRS 3TS	661/1880	1:2.77	0.041	0.02	22.75	23.00	1.059	0.043	22.3
Bottom side	GPRS 3TS	661/1880	1:2.77	1.130	0.04	22.75	23.00	1.059	**1.197**	22.3
Bottom side-repeat	GPRS 3TS	661/1880	1:2.77	1.090	0.06	22.75	23.00	1.059	1.155	22.3
Back side	GPRS 3TS	512/1850.2	1:2.77	0.837	0.03	22.66	23.00	1.081	0.905	22.3
Back side	GPRS 3TS	810/1909.8	1:2.77	0.814	-0.06	22.64	23.00	1.086	0.884	22.3
Bottom side	GPRS 3TS	512/1850.2	1:2.77	1.100	0.01	22.66	23.00	1.081	1.190	22.3
Bottom side	GPRS 3TS	810/1909.8	1:2.77	1.100	0.11	22.64	23.00	1.086	1.195	22.3
Test position	**Test mode**	**Test Ch./Freq.**	**Duty Cycle**	**SAR (W/kg)10-g**	**Power Drift(dB)**	**Conducted Power(dBm)**	**Tune up Limit(dBm)**	**Scaled factor**	**Scaled SAR(W/kg)**	**Liquid Temp**
Product specific 10g SAR Test data(Separate 0mm)										
Front side	GPRS 3TS	661/1880	1:2.77	0.980	0.02	25.12	26.00	1.225	1.200	22.3
Back side	GPRS 3TS	661/1880	1:2.77	2.010	0.08	25.12	26.00	1.225	2.461	22.3
Bottom side	GPRS 3TS	661/1880	1:2.77	2.240	-0.09	25.12	26.00	1.225	2.743	22.3
Back side	GPRS 3TS	512/1850.2	1:2.77	1.950	0.08	25.11	26.00	1.227	2.394	22.3
Back side	GPRS 3TS	810/1909.8	1:2.77	2.070	0.03	25.16	26.00	1.213	2.512	22.3
Bottom side	GPRS 3TS	512/1850.2	1:2.77	2.210	-0.01	25.11	26.00	1.227	2.713	22.3
Bottom side	GPRS 3TS	810/1909.8	1:2.77	2.280	-0.07	25.16	26.00	1.213	**2.767**	22.3

Table 17：SAR of GSM1900 for Head, Body and Product specific 10g SAR.

Note:

1) The maximum Scaled SAR value is marked in bold. Graph results refer to Appendix B.
2) Per KDB447498 D01, testing of other required channels within the operating mode of a frequency band is not required when the reported 1-g or 10-g SAR for the mid-band or highest output power channel is:
   - ≤ 0.8W/kg for 1-g or 2.0W/kg for 10-g respectively, when the transmission band is ≤ 100MHz.
   - ≤ 0.6 W/kg or 1.5 W/kg, for 1-g or 10-g respectively, when the transmission band is between 100 MHz and 200 MHz.
   - ≤ 0.4 W/kg or 1.0 W/kg, for 1-g or 10-g respectively, when the transmission band is ≥ 200 MHz.

Unless otherwise agreed in writing, this document is issued by the Company subject to its General Conditions of Service printed overleaf, available on request or accessible at http://www.sgs.com/en/Terms-and-Conditions.aspx and, for electronic format documents, subject to Terms and Conditions for Electronic Documents at http://www.sgs.com/en/Terms-and-Conditions/Terms-e-Document.aspx. Attention is drawn to the limitation of liability, indemnification and jurisdiction issues defined therein. Any holder of this document is advised that information contained hereon reflects the Company's findings at the time of its intervention only and within the limits of Client's instructions, if any. The Company's sole responsibility is to its Client and this document does not exonerate parties to a transaction from exercising all their rights and obligations under the transaction documents. This document cannot be reproduced except in full, without prior written approval of the Company. Any unauthorized alteration, forgery or falsification of the content or appearance of this document is unlawful and offenders may be prosecuted to the fullest extent of the law. Unless otherwise stated the results shown in this test report refer only to the sample(s) tested and such sample(s) are retained for 30 days only.
Attention: To check the authenticity of testing /inspection report & certificate, please contact us at telephone: (86-755) 8307 1443, or email: CN.Doccheck@sgs.com
No.1 Workshop, M-10, Middle Section, Science & Technology Park, Shenzhen, China 518057 t (86-755) 26012053 f (86-755) 26710594 www.sgsgroup.com.cn
中国·深圳·科技园中区M-10栋一号厂房 邮编: 518057 t (86-755) 26012053 f (86-755) 26710594 sgs.china@sgs.com
Member of the SGS Group (SGS SA)

Test Position	Channel/ Frequency (MHz)	Measured SAR (1g)	1st Repeated SAR (1g)	Ratio	2nd Repeated SAR (1g)	3rd Repeated SAR (1g)
Bottom side	661/1880	1.130	1.090	1.037	N/A	N/A

Note: 1) When the original highest measured SAR is ≥ 0.80 W/kg, the measurement was repeated once.

2) A second repeated measurement was performed only if the ratio of largest to smallest SAR for the original and first repeated measurements was > 1.20 or when the original or repeated measurement was ≥ 1.45 W/kg (~ 10% from the 1-g SAR limit).

3) A third repeated measurement was performed only if the original, first or second repeated measurement was ≥ 1.5 W/kg and the ratio of largest to smallest SAR for the original, first and second repeated measurements is > 1.20.

4) Repeated measurements are not required when the original highest measured SAR is < 0.80 W/kg

Unless otherwise agreed in writing, this document is issued by the Company subject to its General Conditions of Service printed overleaf, available on request or accessible at http://www.sgs.com/en/Terms-and-Conditions.aspx and, for electronic format documents, subject to Terms and Conditions for Electronic Documents at http://www.sgs.com/en/Terms-and-Conditions/Terms-e-Document.aspx. Attention is drawn to the limitation of liability, indemnification and jurisdiction issues defined therein. Any holder of this document is advised that information contained hereon reflects the Company's findings at the time of its intervention only and within the limits of Client's instructions, if any. The Company's sole responsibility is to its Client and this document does not exonerate parties to a transaction from exercising all their rights and obligations under the transaction documents. This document cannot be reproduced except in full, without prior written approval of the Company. Any unauthorized alteration, forgery or falsification of the content or appearance of this document is unlawful and offenders may be prosecuted to the fullest extent of the law. Unless otherwise stated the results shown in this test report refer only to the sample(s) tested and such sample(s) are retained for 30 days only.
Attention: To check the authenticity of testing /inspection report & certificate, please contact us at telephone: (86-755) 8307 1443, or email: CN.Doccheck@sgs.com

SGS-CSTC Standards Technical Services Co., Ltd. Shenzhen Branch
No.1 Workshop, M-10, Middle Section, Science & Technology Park, Shenzhen, China 518057 t (86-755) 26012053 f (86-755) 26710594 www.sgsgroup.com.cn
中国·深圳·科技园中区M-10栋一号厂房 邮编: 518057 t (86-755) 26012053 f (86-755) 26710594 sgs.china@sgs.com

8.3.3 SAR Result of WCDMA Band II

Test position	Test mode	Test Ch./Freq.	Duty Cycle	SAR (W/kg)1-g	Power Drift(dB)	Conducted Power(dBm)	Tune up Limit(dBm)	Scaled factor	Scaled SAR(W/kg)	Liquid Temp
Head Test data										
Left cheek	RMC	9400/1880	1:1	0.149	0.03	23.14	24.00	1.219	0.182	22.3
Left tilted	RMC	9400/1880	1:1	0.142	0.01	23.14	24.00	1.219	0.173	22.3
Right cheek	RMC	9400/1880	1:1	0.191	-0.08	23.14	24.00	1.219	**0.233**	22.3
Right tilted	RMC	9400/1880	1:1	0.146	0.03	23.14	24.00	1.219	0.178	22.3
Body Worn Test data(Separate 5mm) sensor on										
Front side	RMC	9400/1880	1:1	0.551	0.03	17.15	18.00	1.216	0.670	22.3
Back side	RMC	9400/1880	1:1	1.030	-0.07	17.15	18.00	1.216	**1.253**	22.3
Back side	RMC	9262/1852.4	1:1	0.887	0.03	17.09	18.00	1.233	1.094	22.3
Back side	RMC	9538/1907.6	1:1	0.809	0.01	17.05	18.00	1.245	1.007	22.3
Back side with headset	RMC	9400/1880	1:1	0.982	0.02	17.15	18.00	1.216	1.194	22.3
Body Worn Test data(Separate 5mm) sensor off										
Front side-10mm	RMC	9400/1880	1:1	0.881	0.03	23.14	24.00	1.219	1.074	22.3
Back side-17mm	RMC	9400/1880	1:1	0.680	0.01	23.14	24.00	1.219	0.829	22.3
Front side-10mm	RMC	9262/1852.4	1:1	0.962	0.03	23.08	24.00	1.236	1.189	22.3
Front side-10mm	RMC	9538/1907.6	1:1	0.847	0.02	23.06	24.00	1.242	1.052	22.3
Back side-17mm	RMC	9262/1852.4	1:1	0.656	0.01	23.08	24.00	1.236	0.811	22.3
Back side-17mm	RMC	9538/1907.6	1:1	0.681	0.03	23.06	24.00	1.242	0.846	22.3
Hotspot Test data(Separate 5mm)										
Front side	RMC	9400/1880	1:1	0.551	0.03	17.15	18.00	1.216	0.670	22.3
Back side	RMC	9400/1880	1:1	1.030	-0.03	17.15	18.00	1.216	1.253	22.3
Left side	RMC	9400/1880	1:1	0.082	-0.03	15.58	16.50	1.236	0.102	22.3
Right side	RMC	9400/1880	1:1	0.022	0.06	15.58	16.50	1.236	0.027	22.3
Bottom side	RMC	9400/1880	1:1	1.170	0.02	15.58	16.50	1.236	**1.446**	22.3
Bottom side-repeat	RMC	9400/1880	1:1	1.140	0.01	15.58	16.50	1.236	1.409	22.3
Back side	RMC	9262/1852.4	1:1	0.887	0.03	17.09	18.00	1.233	1.094	22.3
Back side	RMC	9538/1907.6	1:1	0.809	0.01	17.05	18.00	1.245	1.007	22.3
Bottom side	RMC	9262/1852.4	1:1	1.070	0.03	15.45	16.50	1.274	1.363	22.3
Bottom side	RMC	9538/1907.6	1:1	1.110	0.01	15.55	16.50	1.245	1.381	22.3
Test position	**Test mode**	**Test Ch./Freq.**	**Duty Cycle**	**SAR (W/kg)10-g**	**Power Drift(dB)**	**Conducted Power(dBm)**	**Tune up Limit(dBm)**	**Scaled factor**	**Scaled SAR(W/kg)**	**Liquid Temp**
Product specific 10g SAR Test data(Separate 0mm) sensor on										
Front side	RMC	9400/1880	1:1	0.862	-0.03	18.90	20.00	1.288	1.110	22.3
Back side	RMC	9400/1880	1:1	1.770	-0.01	18.90	20.00	1.288	2.280	22.3
Bottom side	RMC	9400/1880	1:1	2.120	0.03	18.90	20.00	1.288	2.731	22.3
Back side	RMC	9262/1852.4	1:1	1.850	-0.03	18.82	20.00	1.312	2.428	22.3
Back side	RMC	9538/1907.6	1:1	1.730	0.05	18.81	20.00	1.315	2.275	22.3
Bottom side	RMC	9262/1852.4	1:1	2.170	0.01	18.82	20.00	1.312	**2.847**	22.3
Bottom side	RMC	9538/1907.6	1:1	2.120	0.05	18.81	20.00	1.315	2.788	22.3
Product specific 10g SAR Test data(Separate 0mm) sensor off										
Front side-4mm	RMC	9400/1880	1:1	0.991	0.03	23.14	24.00	1.219	1.208	22.3
Back side-6mm	RMC	9400/1880	1:1	1.410	0.01	23.14	24.00	1.219	1.719	22.3
Right side-5mm	RMC	9400/1880	1:1	0.115	0.03	23.14	24.00	1.219	0.140	22.3
Bottom side-7mm	RMC	9400/1880	1:1	1.540	0.05	23.14	24.00	1.219	1.877	22.3

Unless otherwise agreed in writing, this document is issued by the Company subject to its General Conditions of Service printed overleaf, available on request or accessible at http://www.sgs.com/en/Terms-and-Conditions.aspx and, for electronic format documents, subject to Terms and Conditions for Electronic Documents at http://www.sgs.com/en/Terms-and-Conditions/Terms-e-Document.aspx. Attention is drawn to the limitation of liability, indemnification and jurisdiction issues defined therein. Any holder of this document is advised that information contained hereon reflects the Company's findings at the time of its intervention only and within the limits of Client's instructions, if any. The Company's sole responsibility is to its Client and this document does not exonerate parties to a transaction from exercising all their rights and obligations under the transaction documents. This document cannot be reproduced except in full, without prior written approval of the Company. Any unauthorized alteration, forgery or falsification of the content or appearance of this document is unlawful and offenders may be prosecuted to the fullest extent of the law. Unless otherwise stated the results shown in this test report refer only to the sample(s) tested and such sample(s) are retained for 30 days only.
Attention: To check the authenticity of testing /inspection report & certificate, please contact us at telephone: (86-755) 8307 1443, or email: CN.Doccheck@sgs.com

Table 18：SAR of WCDMA Band II for Head, Body and Product specific 10g SAR.
Note:

1) The maximum Scaled SAR value is marked in bold. Graph results refer to Appendix B.

2) Per KDB447498 D01, testing of other required channels within the operating mode of a frequency band is not required when the reported 1-g or 10-g SAR for the mid-band or highest output power channel is:

- ≤ 0.8W/kg for 1-g or 2.0W/kg for 10-g respectively, when the transmission band is ≤ 100MHz.
- ≤ 0.6 W/kg or 1.5 W/kg, for 1-g or 10-g respectively, when the transmission band is between 100 MHz and 200 MHz.
- ≤ 0.4 W/kg or 1.0 W/kg, for 1-g or 10-g respectively, when the transmission band is ≥ 200 MHz.

Test Position	Channel/ Frequency (MHz)	Measured SAR (1g)	1st Repeated SAR (1g)	Ratio	2nd Repeated SAR (1g)	3rd Repeated SAR (1g)
Bottom side	9400/1880	1.170	1.140	1.026	N/A	N/A
Note: 1) When the original highest measured SAR is ≥ 0.80 W/kg, the measurement was repeated once.						
2) A second repeated measurement was performed only if the ratio of largest to smallest SAR for the original and first repeated measurements was > 1.20 or when the original or repeated measurement was ≥ 1.45 W/kg (~ 10% from the 1-g SAR limit).						
3) A third repeated measurement was performed only if the original, first or second repeated measurement was ≥ 1.5 W/kg and the ratio of largest to smallest SAR for the original, first and second repeated measurements is > 1.20.						
4) Repeated measurements are not required when the original highest measured SAR is < 0.80 W/kg						

Unless otherwise agreed in writing, this document is issued by the Company subject to its General Conditions of Service printed overleaf, available on request or accessible at http://www.sgs.com/en/Terms-and-Conditions.aspx and, for electronic format documents, subject to Terms and Conditions for Electronic Documents at http://www.sgs.com/en/Terms-and-Conditions/Terms-e-Document.aspx. Attention is drawn to the limitation of liability, indemnification and jurisdiction issues defined therein. Any holder of this document is advised that information contained hereon reflects the Company's findings at the time of its intervention only and within the limits of Client's instructions, if any. The Company's sole responsibility is to its Client and this document does not exonerate parties to a transaction from exercising all their rights and obligations under the transaction documents. This document cannot be reproduced except in full, without prior written approval of the Company. Any unauthorized alteration, forgery or falsification of the content or appearance of this document is unlawful and offenders may be prosecuted to the fullest extent of the law. Unless otherwise stated the results shown in this test report refer only to the sample(s) tested and such sample(s) are retained for 30 days only.
Attention: To check the authenticity of testing /inspection report & certificate, please contact us at telephone: (86-755) 8307 1443, or email: CN.Doccheck@sgs.com
SGS-CSTC Standards Technical Services Co., Ltd. Shenzhen Branch
No.1 Workshop, M-10, Middle Section, Science & Technology Park, Shenzhen, China 518057 t (86-755) 26012053 f (86-755) 26710594 www.sgsgroup.com.cn
中国·深圳·科技园中区M-10栋一号厂房 邮编: 518057 t (86-755) 26012053 f (86-755) 26710594 sgs.china@sgs.com
Member of the SGS Group (SGS SA)

8.3.4 SAR Result of WCDMA Band IV

Test position	Test mode	Test Ch./Freq.	Duty Cycle	SAR (W/kg)1-g	Power Drift(dB)	Conducted Power(dBm)	Tune up Limit(dBm)	Scaled factor	Scaled SAR(W/kg)	Liquid Temp
Head Test data										
Left cheek	RMC	1412/1732.4	1:1	0.181	0.01	23.18	24.00	1.208	0.219	22.3
Left tilted	RMC	1412/1732.4	1:1	0.147	-0.04	23.18	24.00	1.208	0.178	22.3
Right cheek	RMC	1412/1732.4	1:1	0.229	0.02	23.18	24.00	1.208	**0.277**	22.3
Right tilted	RMC	1412/1732.4	1:1	0.156	0.07	23.18	24.00	1.208	0.188	22.3
Body Worn Test data(Separate 5mm) sensor on										
Front side	RMC	1412/1732.4	1:1	0.510	0.05	17.09	18.00	1.233	0.629	22.3
Back side	RMC	1412/1732.4	1:1	0.989	0.01	17.09	18.00	1.233	1.220	22.3
Back side	RMC	1312/1712.4	1:1	0.964	0.05	16.99	18.00	1.262	1.216	22.3
Back side	RMC	1513/1752.6	1:1	1.140	0.02	17.11	18.00	1.227	**1.399**	22.3
Back side-repeat	RMC	1513/1752.6	1:1	1.120	-0.06	17.11	18.00	1.227	1.375	22.3
Back side with headset	RMC	1513/1752.6	1:1	0.984	0.03	17.11	18.00	1.227	1.208	22.3
Body Worn Test data(Separate 5mm) sensor off										
Front side-10mm	RMC	1412/1732.4	1:1	0.945	0.03	23.18	24.00	1.208	1.141	22.3
Back side-17mm	RMC	1412/1732.4	1:1	0.613	0.01	23.18	24.00	1.208	0.740	22.3
Front side-10mm	RMC	1312/1712.4	1:1	0.917	0.05	23.11	24.00	1.227	1.126	22.3
Front side-10mm	RMC	1513/1752.6	1:1	0.912	-0.03	23.09	24.00	1.233	1.125	22.3
Hotspot Test data(Separate 5mm)										
Front side	RMC	1412/1732.4	1:1	0.510	0.05	17.09	18.00	1.233	0.629	22.3
Back side	RMC	1412/1732.4	1:1	0.989	0.01	17.09	18.00	1.233	1.220	22.3
Left side	RMC	1412/1732.4	1:1	0.063	0.01	16.11	17.00	1.227	0.077	22.3
Right side	RMC	1412/1732.4	1:1	0.055	0.03	16.11	17.00	1.227	0.068	22.3
Bottom side	RMC	1412/1732.4	1:1	1.070	0.02	16.11	17.00	1.227	1.313	22.3
Back side	RMC	1312/1712.4	1:1	0.964	0.05	16.99	18.00	1.262	1.216	22.3
Back side	RMC	1513/1752.6	1:1	1.140	-0.03	17.11	18.00	1.227	1.399	22.3
Bottom side	RMC	1312/1712.4	1:1	1.110	0.05	15.99	17.00	1.262	**1.401**	22.3
Bottom side	RMC	1513/1752.6	1:1	1.030	0.03	16.12	17.00	1.225	1.261	22.3
Test position	**Test mode**	**Test Ch./Freq.**	**Duty Cycle**	**SAR (W/kg)10-g**	**Power Drift(dB)**	**Conducted Power(dBm)**	**Tune up Limit(dBm)**	**Scaled factor**	**Scaled SAR(W/kg)**	**Liquid Temp**
Product specific 10g SAR Test data(Separate 0mm) sensor on										
Front side	RMC	1412/1732.4	1:1	1.200	-0.07	20.05	21.00	1.245	1.493	22.3
Back side	RMC	1412/1732.4	1:1	2.090	-0.05	20.05	21.00	1.245	2.601	22.3
Bottom side	RMC	1412/1732.4	1:1	1.890	0.07	20.05	21.00	1.245	2.352	22.3
Back side	RMC	1312/1712.4	1:1	2.140	0.03	19.85	21.00	1.303	2.789	22.3
Back side	RMC	1513/1752.6	1:1	2.060	0.08	19.91	21.00	1.285	2.648	22.3
Bottom side	RMC	1312/1712.4	1:1	2.160	0.04	19.85	21.00	1.303	**2.815**	22.3
Bottom side	RMC	1513/1752.6	1:1	2.000	0.04	19.91	21.00	1.285	2.571	22.3
Product specific 10g SAR Test data(Separate 0mm) sensor off										
Front side-4mm	RMC	1412/1732.4	1:1	1.300	0.03	23.18	24.00	1.208	1.570	22.3
Back side-6mm	RMC	1412/1732.4	1:1	1.500	0.01	23.18	24.00	1.208	1.812	22.3
Right side-5mm	RMC	1412/1732.4	1:1	0.198	0.05	23.18	24.00	1.208	0.239	22.3
Bottom side-7mm	RMC	1412/1732.4	1:1	1.500	0.02	23.18	24.00	1.208	1.812	22.3

Table 19：SAR of WCDMA Band IV for Head, Body and Product specific 10g SAR.

Unless otherwise agreed in writing, this document is issued by the Company subject to its General Conditions of Service printed overleaf, available on request or accessible at http://www.sgs.com/en/Terms-and-Conditions.aspx and, for electronic format documents, subject to Terms and Conditions for Electronic Documents at http://www.sgs.com/en/Terms-and-Conditions/Terms-e-Document.aspx. Attention is drawn to the limitation of liability, indemnification and jurisdiction issues defined therein. Any holder of this document is advised that information contained hereon reflects the Company's findings at the time of its intervention only and within the limits of Client's instructions, if any. The Company's sole responsibility is to its Client and this document does not exonerate parties to a transaction from exercising all their rights and obligations under the transaction documents. This document cannot be reproduced except in full, without prior written approval of the Company. Any unauthorized alteration, forgery or falsification of the content or appearance of this document is unlawful and offenders may be prosecuted to the fullest extent of the law. Unless otherwise stated the results shown in this test report refer only to the sample(s) tested and such sample(s) are retained for 30 days only.
Attention: To check the authenticity of testing /inspection report & certificate, please contact us at telephone: (86-755) 8307 1443, or email: CN.Doccheck@sgs.com
SGS-CSTC Standards Technical Services Co., Ltd. Shenzhen Branch
No.1 Workshop, M-10, Middle Section, Science & Technology Park, Shenzhen, China 518057 t (86-755) 26012053 f (86-755) 26710594 www.sgsgroup.com.cn
中国·深圳·科技园中区M-10栋一号厂房 邮编: 518057 t (86-755) 26012053 f (86-755) 26710594 sgs.china@sgs.com
Member of the SGS Group (SGS SA)

Note:

1) The maximum Scaled SAR value is marked in bold. Graph results refer to Appendix B.

2) Per KDB447498 D01, testing of other required channels within the operating mode of a frequency band is not required when the reported 1-g or 10-g SAR for the mid-band or highest output power channel is:

- ≤ 0.8W/kg for 1-g or 2.0W/kg for 10-g respectively, when the transmission band is ≤ 100MHz.
- ≤ 0.6 W/kg or 1.5 W/kg, for 1-g or 10-g respectively, when the transmission band is between 100 MHz and 200 MHz.
- ≤ 0.4 W/kg or 1.0 W/kg, for 1-g or 10-g respectively, when the transmission band is ≥ 200 MHz.

Test Position	Channel/ Frequency (MHz)	Measured SAR (1g)	1st Repeated SAR (1g)	Ratio	2nd Repeated SAR (1g)	3rd Repeated SAR (1g)
Back side	1513/1752.6	1.140	1.120	1.018	N/A	N/A
Note: 1) When the original highest measured SAR is ≥ 0.80 W/kg, the measurement was repeated once.						
2) A second repeated measurement was performed only if the ratio of largest to smallest SAR for the original and first repeated measurements was > 1.20 or when the original or repeated measurement was ≥ 1.45 W/kg (~ 10% from the 1-g SAR limit).						
3) A third repeated measurement was performed only if the original, first or second repeated measurement was ≥ 1.5 W/kg and the ratio of largest to smallest SAR for the original, first and second repeated measurements is > 1.20.						
4) Repeated measurements are not required when the original highest measured SAR is < 0.80 W/kg						

Unless otherwise agreed in writing, this document is issued by the Company subject to its General Conditions of Service printed overleaf, available on request or accessible at http://www.sgs.com/en/Terms-and-Conditions.aspx and, for electronic format documents, subject to Terms and Conditions for Electronic Documents at http://www.sgs.com/en/Terms-and-Conditions/Terms-e-Document.aspx. Attention is drawn to the limitation of liability, indemnification and jurisdiction issues defined therein. Any holder of this document is advised that information contained hereon reflects the Company's findings at the time of its intervention only and within the limits of Client's instructions, if any. The Company's sole responsibility is to its Client and this document does not exonerate parties to a transaction from exercising all their rights and obligations under the transaction documents. This document cannot be reproduced except in full, without prior written approval of the Company. Any unauthorized alteration, forgery or falsification of the content or appearance of this document is unlawful and offenders may be prosecuted to the fullest extent of the law. Unless otherwise stated the results shown in this test report refer only to the sample(s) tested and such sample(s) are retained for 30 days only.
Attention: To check the authenticity of testing /inspection report & certificate, please contact us at telephone: (86-755) 8307 1443, or email: CN.Doccheck@sgs.com

No.1 Workshop, M-10, Middle Section, Science & Technology Park, Shenzhen, China 518057 t (86-755) 26012053 f (86-755) 26710594 www.sgsgroup.com.cn
中国·深圳·科技园中区M-10栋一号厂房 邮编: 518057 t (86-755) 26012053 f (86-755) 26710594 sgs.china@sgs.com

8.3.5 SAR Result of WCDMA Band V

Test position	Test mode	Test Ch./Freq.	Duty Cycle	SAR (W/kg)1-g	Power Drift(dB)	Conducted Power(dBm)	Tune up Limit(dBm)	Scaled factor	Scaled SAR(W/kg)	Liquid Temp
Head Test data										
Left cheek	RMC	4182/836.4	1:1	0.201	0.03	23.05	24.00	1.245	0.250	22.1
Left tilted	RMC	4182/836.4	1:1	0.119	0.02	23.05	24.00	1.245	0.148	22.1
Right cheek	RMC	4182/836.4	1:1	0.222	0.04	23.05	24.00	1.245	**0.276**	22.1
Right tilted	RMC	4182/836.4	1:1	0.130	0.01	23.05	24.00	1.245	0.162	22.1
Body Worn Test data(Separate 5mm)										
Front side	RMC	4182/836.4	1:1	0.431	0.03	23.05	24.00	1.245	0.536	22.1
Back side	RMC	4182/836.4	1:1	0.892	0.07	23.05	24.00	1.245	1.110	22.1
Back side	RMC	4132/826.4	1:1	0.891	0.02	22.97	24.00	1.268	1.129	22.1
Back side	RMC	4233/846.6	1:1	0.915	-0.09	22.91	24.00	1.285	**1.176**	22.1
Back side-repeat	RMC	4233/846.6	1:1	0.873	0.01	23.05	24.00	1.245	1.086	22.1
Hotspot Test data(Separate 5mm)										
Front side	RMC	4182/836.4	1:1	0.431	0.03	23.05	24.00	1.245	0.536	22.1
Back side	RMC	4182/836.4	1:1	0.892	0.07	23.05	24.00	1.245	1.110	22.1
Left side	RMC	4182/836.4	1:1	0.192	0.01	23.05	24.00	1.245	0.239	22.1
Right side	RMC	4182/836.4	1:1	0.266	0.03	23.05	24.00	1.245	0.331	22.1
Bottom side	RMC	4182/836.4	1:1	0.428	0.05	23.05	24.00	1.245	0.533	22.1
Back side	RMC	4132/826.4	1:1	0.891	0.02	22.97	24.00	1.268	1.129	22.1
Back side	RMC	4233/846.6	1:1	0.915	-0.09	22.91	24.00	1.285	**1.176**	22.1

Table 20：SAR of WCDMA Band V for Head, Body.

Note:

1) The maximum Scaled SAR value is marked in bold. Graph results refer to Appendix B.
2) Per KDB447498 D01, testing of other required channels within the operating mode of a frequency band is not required when the reported 1-g or 10-g SAR for the mid-band or highest output power channel is:
   - ≤ 0.8W/kg for 1-g or 2.0W/kg for 10-g respectively, when the transmission band is ≤ 100MHz.
   - ≤ 0.6 W/kg or 1.5 W/kg, for 1-g or 10-g respectively, when the transmission band is between 100 MHz and 200 MHz.
   - ≤ 0.4 W/kg or 1.0 W/kg, for 1-g or 10-g respectively, when the transmission band is ≥ 200 MHz.

Test Position	Channel/ Frequency (MHz)	Measured SAR (1g)	1st Repeated SAR (1g)	Ratio	2nd Repeated SAR (1g)	3rd Repeated SAR (1g)
Back side	4233/846.6	0.915	0.873	1.048	N/A	N/A
Note: 1) When the original highest measured SAR is ≥ 0.80 W/kg, the measurement was repeated once.						
2) A second repeated measurement was performed only if the ratio of largest to smallest SAR for the original and first repeated measurements was > 1.20 or when the original or repeated measurement was ≥ 1.45 W/kg (~ 10% from the 1-g SAR limit).						
3) A third repeated measurement was performed only if the original, first or second repeated measurement was ≥ 1.5 W/kg and the ratio of largest to smallest SAR for the original, first and second repeated measurements is > 1.20.						
4) Repeated measurements are not required when the original highest measured SAR is < 0.80 W/kg						

Unless otherwise agreed in writing, this document is issued by the Company subject to its General Conditions of Service printed overleaf, available on request or accessible at http://www.sgs.com/en/Terms-and-Conditions.aspx and, for electronic format documents, subject to Terms and Conditions for Electronic Documents at http://www.sgs.com/en/Terms-and-Conditions/Terms-e-Document.aspx. Attention is drawn to the limitation of liability, indemnification and jurisdiction issues defined therein. Any holder of this document is advised that information contained hereon reflects the Company's findings at the time of its intervention only and within the limits of Client's instructions, if any. The Company's sole responsibility is to its Client and this document does not exonerate parties to a transaction from exercising all their rights and obligations under the transaction documents. This document cannot be reproduced except in full, without prior written approval of the Company. Any unauthorized alteration, forgery or falsification of the content or appearance of this document is unlawful and offenders may be prosecuted to the fullest extent of the law. Unless otherwise stated the results shown in this test report refer only to the sample(s) tested and such sample(s) are retained for 30 days only.
Attention: To check the authenticity of testing /inspection report & certificate, please contact us at telephone: (86-755) 8307 1443, or email: CN.Doccheck@sgs.com
SGS-CSTC Standards Technical Services Co., Ltd. Shenzhen Branch EMC Laboratory
No.1 Workshop, M-10, Middle Section, Science & Technology Park, Shenzhen, China 518057 t (86-755) 26012053 f (86-755) 26710594 www.sgsgroup.com.cn
中国·深圳·科技园中区M-10栋一号厂房 邮编: 518057 t (86-755) 26012053 f (86-755) 26710594 sgs.china@sgs.com
Member of the SGS Group (SGS SA)

8.3.6 SAR Result of LTE Band 2

Test position	BW.	Test mode	Test Ch./Freq.	Duty Cycle	SAR (W/kg)1-g	Power Drift(dB)	Conducted power(dBm)	Tune up Limit(dBm)	Scaled factor	Scaled SAR(W/kg)	Liquid Temp.
Head Test data(1RB)											
Left cheek	20	QPSK 1RB_99	18700/1860	1:1	0.126	0.05	23.07	24.00	1.239	0.156	22.3
Left tilted	20	QPSK 1RB_99	18700/1860	1:1	0.123	0.03	23.07	24.00	1.239	0.152	22.3
Right cheek	20	QPSK 1RB_99	18700/1860	1:1	0.142	0.09	23.07	24.00	1.239	**0.176**	22.3
Right tilted	20	QPSK 1RB_99	18700/1860	1:1	0.124	0.01	23.07	24.00	1.239	0.154	22.3
Head Test data(50%RB)											
Left cheek	20	QPSK 50RB_50	18700/1860	1:1	0.080	0.03	22.39	23.00	1.151	0.092	22.3
Left tilted	20	QPSK 50RB_50	18700/1860	1:1	0.079	0.02	22.39	23.00	1.151	0.091	22.3
Right cheek	20	QPSK 50RB_50	18700/1860	1:1	0.106	0.03	22.39	23.00	1.151	0.122	22.3
Right tilted	20	QPSK 50RB_50	18700/1860	1:1	0.069	0.05	22.39	23.00	1.151	0.079	22.3
Body worn Test data(Separate 5mm 1RB) sensor on											
Front side	20	QPSK 1RB_50	18700/1860	1:1	0.343	0.01	16.95	18.00	1.274	0.437	22.3
Back side	20	QPSK 1RB_50	18700/1860	1:1	0.959	0.03	16.95	18.00	1.274	1.221	22.3
Back side	20	QPSK 1RB_50	18900/1880	1:1	0.941	-0.06	16.86	18.00	1.300	1.223	22.3
Back side	20	QPSK 1RB_50	19100/1900	1:1	0.915	0.08	16.81	18.00	1.315	1.203	22.3
Body worn Test data (Separate 5mm 50%RB) sensor on											
Front side	20	QPSK 50RB_50	18700/1860	1:1	0.362	-0.05	16.60	18.00	1.380	0.500	22.3
Back side	20	QPSK 50RB_50	18700/1860	1:1	0.938	0.10	16.60	18.00	1.380	1.295	22.3
Back side	20	QPSK 50RB_50	18900/1880	1:1	0.908	-0.16	16.45	18.00	1.429	1.297	22.3
Back side	20	QPSK 50RB_50	19100/1900	1:1	0.921	-0.01	16.39	18.00	1.449	1.334	22.3
Body worn Test data (Separate 5mm 100%RB) sensor on											
Back side	20	QPSK 100RB_0	18700/1860	1:1	0.981	-0.04	16.61	18.00	1.377	**1.351**	22.3
Back side-repeat	20	QPSK 100RB_0	18700/1860	1:1	0.976	0.04	16.61	18.00	1.377	1.344	22.3
Back side with headset	20	QPSK 100RB_0	18700/1860	1:1	0.939	-0.01	16.61	18.00	1.377	1.293	22.3
Body worn Test data(Separate 5mm 1RB) sensor off											
Front side-10mm	20	QPSK 1RB_99	18700/1860	1:1	0.853	0.03	23.07	24.00	1.239	1.057	22.3
Back side-17mm	20	QPSK 1RB_99	18700/1860	1:1	0.662	0.01	23.07	24.00	1.239	0.820	22.3
Front side-10mm	20	QPSK 1RB_99	18900/1880	1:1	0.603	0.01	22.87	24.00	1.297	0.782	22.3
Front side-10mm	20	QPSK 1RB_99	19100/1900	1:1	0.634	0.02	22.77	24.00	1.327	0.842	22.3
Back side-17mm	20	QPSK 1RB_99	18900/1880	1:1	0.609	0.03	22.87	24.00	1.297	0.790	22.3
Back side-17mm	20	QPSK 1RB_99	19100/1900	1:1	0.660	0.01	22.77	24.00	1.327	0.876	22.3
Hotspot Test data(Separate 5mm 1RB)											
Front side	20	QPSK 1RB_50	18700/1860	1:1	0.343	0.01	16.95	18.00	1.274	0.437	22.3
Back side	20	QPSK 1RB_50	18700/1860	1:1	0.959	0.03	16.95	18.00	1.274	1.221	22.3
Left side	20	QPSK 1RB_50	18700/1860	1:1	0.077	0.02	15.65	16.50	1.216	0.094	22.3
Right side	20	QPSK 1RB_50	18700/1860	1:1	0.039	-0.02	15.65	16.50	1.216	0.047	22.3
Bottom side	20	QPSK 1RB_50	18700/1860	1:1	0.948	0.03	15.65	16.50	1.216	1.153	22.3
Back side	20	QPSK 1RB_50	18900/1880	1:1	0.941	-0.06	16.86	18.00	1.300	1.223	22.3
Back side	20	QPSK 1RB_50	19100/1900	1:1	0.915	0.08	16.81	18.00	1.315	1.203	22.3
Bottom side	20	QPSK 1RB_50	18900/1880	1:1	0.928	0.08	15.63	16.50	1.222	1.134	22.3
Bottom side	20	QPSK 1RB_50	19100/1900	1:1	0.922	-0.03	15.39	16.50	1.291	1.191	22.3
Hotspot Test data (Separate 5mm 50%RB)											
Front side	20	QPSK 50RB_50	18700/1860	1:1	0.362	-0.05	16.60	18.00	1.380	0.500	22.3

Unless otherwise agreed in writing, this document is issued by the Company subject to its General Conditions of Service printed overleaf, available on request or accessible at http://www.sgs.com/en/Terms-and-Conditions.aspx and, for electronic format documents, subject to Terms and Conditions for Electronic Documents at http://www.sgs.com/en/Terms-and-Conditions/Terms-e-Document.aspx. Attention is drawn to the limitation of liability, indemnification and jurisdiction issues defined therein. Any holder of this document is advised that information contained hereon reflects the Company's findings at the time of its intervention only and within the limits of Client's instructions, if any. The Company's sole responsibility is to its Client and this document does not exonerate parties to a transaction from exercising all their rights and obligations under the transaction documents. This document cannot be reproduced except in full, without prior written approval of the Company. Any unauthorized alteration, forgery or falsification of the content or appearance of this document is unlawful and offenders may be prosecuted to the fullest extent of the law. Unless otherwise stated the results shown in this test report refer only to the sample(s) tested and such sample(s) are retained for 30 days only.
Attention: To check the authenticity of testing /inspection report & certificate, please contact us at telephone: (86-755) 8307 1443, or email: CN.Doccheck@sgs.com

Back side	20	QPSK 50RB_50	18700/1860	1:1	0.938	0.10	16.60	18.00	1.380	1.295	22.3
Left side	20	QPSK 50RB_50	18700/1860	1:1	0.077	0.03	15.28	16.50	1.324	0.102	22.3
Right side	20	QPSK 50RB_50	18700/1860	1:1	0.040	0.01	15.28	16.50	1.324	0.053	22.3
Bottom side	20	QPSK 50RB_50	18700/1860	1:1	0.916	0.03	15.28	16.50	1.324	1.213	22.3
Back side	20	QPSK 50RB_50	18900/1880	1:1	0.908	-0.16	16.45	18.00	1.429	1.297	22.3
Back side	20	QPSK 50RB_50	19100/1900	1:1	0.921	-0.01	16.39	18.00	1.449	1.334	22.3
Bottom side	20	QPSK 50RB_50	18900/1880	1:1	0.936	0.04	15.10	16.50	1.380	1.292	22.3
Bottom side	20	QPSK 50RB_50	19100/1900	1:1	0.959	-0.02	15.08	16.50	1.387	1.330	22.3
Hotspot Test data (Separate 5mm 100%RB)											
Back side	20	QPSK 100RB_0	18700/1860	1:1	0.981	-0.04	16.61	18.00	1.377	**1.351**	22.3
Bottom side	20	QPSK 100RB_0	18700/1860	1:1	0.969	0.03	15.21	16.50	1.346	1.304	22.3
Test position	**BW.**	**Test mode**	**Test Ch./Freq.**	**Duty Cycle**	**SAR (W/kg)10-g**	**Power Drift(dB)**	**Conducted power(dBm)**	**Tune up Limit(dBm)**	**Scaled factor**	**Scaled SAR(W/kg)**	**Liquid Temp.**
Product specific 10g SAR Test data(Separate 0mm 1RB) sensor on											
Front side	20	QPSK 1RB_50	18700/1860	1:1	0.921	0.03	20.01	21.00	1.256	1.157	22.3
Back side	20	QPSK 1RB_50	18700/1860	1:1	1.880	0.04	20.01	21.00	1.256	2.361	22.3
Bottom side	20	QPSK 1RB_50	18700/1860	1:1	2.100	-0.01	20.01	21.00	1.256	2.638	22.3
Back side	20	QPSK 1RB_50	18900/1880	1:1	1.910	0.06	19.87	21.00	1.297	2.478	22.3
Back side	20	QPSK 1RB_50	19100/1900	1:1	1.940	0.05	19.81	21.00	1.315	2.552	22.3
Bottom side	20	QPSK 1RB_50	18900/1880	1:1	2.190	0.03	19.87	21.00	1.297	2.841	22.3
Bottom side	20	QPSK 1RB_50	19100/1900	1:1	2.240	0.03	19.81	21.00	1.315	2.946	22.3
Product specific 10g SAR Test data(Separate 0mm 50%RB) sensor on											
Front side	20	QPSK 50RB_50	18700/1860	1:1	0.972	0.03	19.95	21.00	1.274	1.238	22.3
Back side	20	QPSK 50RB_50	18700/1860	1:1	1.990	0.01	19.95	21.00	1.274	2.534	22.3
Bottom side	20	QPSK 50RB_50	18700/1860	1:1	2.240	0.10	19.95	21.00	1.274	2.853	22.3
Back side	20	QPSK 50RB_50	18900/1880	1:1	2.030	0.03	19.70	21.00	1.349	2.738	22.3
Back side	20	QPSK 50RB_50	19100/1900	1:1	1.930	0.03	19.55	21.00	1.396	2.695	22.3
Bottom side	20	QPSK 50RB_50	18900/1880	1:1	2.340	0.05	19.70	21.00	1.349	3.157	22.3
Bottom side	20	QPSK 50RB_50	19100/1900	1:1	2.350	0.09	19.55	21.00	1.396	**3.281**	22.3
Product specific 10g SAR Test data(Separate 0mm 100%RB) sensor on											
Back side	20	QPSK 100RB_0	18700/1860	1:1	2.040	-0.01	19.93	21.00	1.279	2.610	22.3
Bottom side	20	QPSK 100RB_0	18700/1860	1:1	2.280	0.03	19.93	21.00	1.279	2.917	22.3
Product specific 10g SAR Test data(Separate 0mm) sensor off											
Front side-4mm	20	QPSK 1RB_99	18700/1860	1:1	1.170	-0.01	23.07	24.00	1.239	1.449	22.3
Back side-6mm	20	QPSK 1RB_99	18700/1860	1:1	1.570	0.03	23.07	24.00	1.239	1.945	22.3
Right side-5mm	20	QPSK 1RB_99	18700/1860	1:1	0.136	0.01	23.07	24.00	1.239	0.168	22.3
Bottom side-7mm	20	QPSK 1RB_99	18700/1860	1:1	1.880	0.03	23.07	24.00	1.239	2.329	22.3
Bottom side-7mm	20	QPSK 1RB_99	18900/1880	1:1	1.030	0.04	22.87	24.00	1.297	1.336	22.3
Bottom side-7mm	20	QPSK 1RB_99	19100/1900	1:1	1.130	0.03	22.77	24.00	1.327	1.500	22.3

Table 21：SAR of LTE Band 2 for Head, Body and Product specific 10g SAR.

Note:

1) The maximum Scaled SAR value is marked in bold. Graph results refer to Appendix B.
2) Per KDB447498 D01, testing of other required channels within the operating mode of a frequency band is not required when the reported 1-g or 10-g SAR for the mid-band or highest output power channel is:
   - ≤ 0.8W/kg for 1-g or 2.0W/kg for 10-g respectively, when the transmission band is ≤ 100MHz.

Unless otherwise agreed in writing, this document is issued by the Company subject to its General Conditions of Service printed overleaf, available on request or accessible at http://www.sgs.com/en/Terms-and-Conditions.aspx and, for electronic format documents, subject to Terms and Conditions for Electronic Documents at http://www.sgs.com/en/Terms-and-Conditions/Terms-e-Document.aspx. Attention is drawn to the limitation of liability, indemnification and jurisdiction issues defined therein. Any holder of this document is advised that information contained hereon reflects the Company's findings at the time of its intervention only and within the limits of Client's instructions, if any. The Company's sole responsibility is to its Client and this document does not exonerate parties to a transaction from exercising all their rights and obligations under the transaction documents. This document cannot be reproduced except in full, without prior written approval of the Company. Any unauthorized alteration, forgery or falsification of the content or appearance of this document is unlawful and offenders may be prosecuted to the fullest extent of the law. Unless otherwise stated the results shown in this test report refer only to the sample(s) tested and such sample(s) are retained for 30 days only.
Attention: To check the authenticity of testing /inspection report & certificate, please contact us at telephone: (86-755) 8307 1443, or email: CN.Doccheck@sgs.com
SGS-CSTC Standards Technical Services Co., Ltd. Shenzhen Branch
No.1 Workshop, M-10, Middle Section, Science & Technology Park, Shenzhen, China 518057 t (86-755) 26012053 f (86-755) 26710594 www.sgsgroup.com.cn
中国·深圳·科技园中区M-10栋一号厂房 邮编: 518057 t (86-755) 26012053 f (86-755) 26710594 sgs.china@sgs.com
Member of the SGS Group (SGS SA)

- ≤ 0.6 W/kg or 1.5 W/kg, for 1-g or 10-g respectively, when the transmission band is between 100 MHz and 200 MHz.
- ≤ 0.4 W/kg or 1.0 W/kg, for 1-g or 10-g respectively, when the transmission band is ≥ 200 MHz.

Test Position	Channel/ Frequency (MHz)	Measured SAR (1g)	1st Repeated SAR (1g)	Ratio	2nd Repeated SAR (1g)	3rd Repeated SAR (1g)
Back side	18700/1860	0.981	0.976	1.005	N/A	N/A
Note: 1) When the original highest measured SAR is ≥ 0.80 W/kg, the measurement was repeated once.						
2) A second repeated measurement was performed only if the ratio of largest to smallest SAR for the original and first repeated measurements was > 1.20 or when the original or repeated measurement was ≥ 1.45 W/kg (~ 10% from the 1-g SAR limit).						
3) A third repeated measurement was performed only if the original, first or second repeated measurement was ≥ 1.5 W/kg and the ratio of largest to smallest SAR for the original, first and second repeated measurements is > 1.20.						
4) Repeated measurements are not required when the original highest measured SAR is < 0.80 W/kg						

Unless otherwise agreed in writing, this document is issued by the Company subject to its General Conditions of Service printed overleaf, available on request or accessible at http://www.sgs.com/en/Terms-and-Conditions.aspx and, for electronic format documents, subject to Terms and Conditions for Electronic Documents at http://www.sgs.com/en/Terms-and-Conditions/Terms-e-Document.aspx. Attention is drawn to the limitation of liability, indemnification and jurisdiction issues defined therein. Any holder of this document is advised that information contained hereon reflects the Company's findings at the time of its intervention only and within the limits of Client's instructions, if any. The Company's sole responsibility is to its Client and this document does not exonerate parties to a transaction from exercising all their rights and obligations under the transaction documents. This document cannot be reproduced except in full, without prior written approval of the Company. Any unauthorized alteration, forgery or falsification of the content or appearance of this document is unlawful and offenders may be prosecuted to the fullest extent of the law. Unless otherwise stated the results shown in this test report refer only to the sample(s) tested and such sample(s) are retained for 30 days only.
Attention: To check the authenticity of testing /inspection report & certificate, please contact us at telephone: (86-755) 8307 1443, or email: CN.Doccheck@sgs.com

SGS-CSTC Standards Technical Services Co.,Ltd.
Shenzhen Branch Testing Center LLC Laboratory
No.1 Workshop, M-10, Middle Section, Science & Technology Park, Shenzhen, China 518057 t (86-755) 26012053 f (86-755) 26710594 www.sgsgroup.com.cn
中国·深圳·科技园中区M-10栋一号厂房 邮编: 518057 t (86-755) 26012053 f (86-755) 26710594 sgs.china@sgs.com

8.3.7 SAR Result of LTE Band 4

Test position	BW.	Test mode	Test Ch./Freq.	Duty Cycle	SAR (W/kg)1-g	Power Drift(dB)	Conducted power(dBm)	Tune up Limit(dBm)	Scaled factor	Scaled SAR(W/kg)	Liquid Temp.
Head Test data(1RB)											
Left cheek	20	QPSK 1RB_99	20175/1732.5	1:1	0.167	0.03	23.03	24.00	1.250	0.209	22.3
Left tilted	20	QPSK 1RB_99	20175/1732.5	1:1	0.122	0.01	23.03	24.00	1.250	0.153	22.3
Right cheek	20	QPSK 1RB_99	20175/1732.5	1:1	0.235	0.07	23.03	24.00	1.250	**0.294**	22.3
Right tilted	20	QPSK 1RB_99	20175/1732.5	1:1	0.095	0.05	23.03	24.00	1.250	0.119	22.3
Head Test data(50%RB)											
Left cheek	20	QPSK 50RB_50	20175/1732.5	1:1	0.092	0.03	22.13	23.00	1.222	0.112	22.3
Left tilted	20	QPSK 50RB_50	20175/1732.5	1:1	0.071	0.01	22.13	23.00	1.222	0.087	22.3
Right cheek	20	QPSK 50RB_50	20175/1732.5	1:1	0.125	0.01	22.13	23.00	1.222	0.153	22.3
Right tilted	20	QPSK 50RB_50	20175/1732.5	1:1	0.053	0.03	22.13	23.00	1.222	0.065	22.3
Body worn Test data(Separate 5mm 1RB) sensor on											
Front side	20	QPSK 1RB_50	20175/1732.5	1:1	0.495	0.10	16.97	18.00	1.268	0.627	22.3
Back side	20	QPSK 1RB_50	20175/1732.5	1:1	0.815	-0.03	16.97	18.00	1.268	1.033	22.3
Back side	20	QPSK 1RB_50	20050/1720	1:1	0.918	-0.01	16.79	18.00	1.321	1.213	22.3
Back side	20	QPSK 1RB_50	20300/1745	1:1	0.980	0.08	16.95	18.00	1.274	1.248	22.3
Body worn Test data (Separate 5mm 50%RB) sensor on											
Front side	20	QPSK 50RB_50	20175/1732.5	1:1	0.467	-0.02	16.71	18.00	1.346	0.629	22.3
Back side	20	QPSK 50RB_50	20175/1732.5	1:1	0.786	-0.08	16.71	18.00	1.346	1.058	22.3
Back side	20	QPSK 50RB_50	20050/1720	1:1	0.878	0.12	16.41	18.00	1.442	**1.266**	22.3
Back side	20	QPSK 50RB_50	20300/1745	1:1	0.886	0.01	16.70	18.00	1.349	1.195	22.3
Back side with headset	20	QPSK 50RB_50	20050/1720	1:1	0.803	-0.14	16.41	18.00	1.442	1.158	22.3
Body worn Test data (Separate 5mm 100%RB) sensor on											
Back side	20	QPSK 100RB_0	20175/1732.5	1:1	0.890	0.12	16.64	18.00	1.368	1.217	22.3
Body worn Test data(Separate 5mm 1RB) sensor off											
Front side-10mm	20	QPSK 1RB_99	20175/1732.5	1:1	0.862	0.06	23.03	24.00	1.250	1.078	22.3
Back side-17mm	20	QPSK 1RB_99	20175/1732.5	1:1	0.704	-0.03	23.03	24.00	1.250	0.880	22.3
Front side-10mm	20	QPSK 1RB_99	20050/1720	1:1	0.887	-0.04	23.02	24.00	1.253	1.112	22.3
Front side-10mm	20	QPSK 1RB_99	20300/1745	1:1	0.845	0.08	23.01	24.00	1.256	1.061	22.3
Back side-17mm	20	QPSK 1RB_99	20050/1720	1:1	0.679	-0.05	23.02	24.00	1.253	0.851	22.3
Back side-17mm	20	QPSK 1RB_99	20300/1745	1:1	0.662	0.06	23.01	24.00	1.256	0.831	22.3
Hotspot Test data(Separate 5mm 1RB)											
Front side	20	QPSK 1RB_50	20175/1732.5	1:1	0.495	0.10	16.97	18.00	1.268	0.627	22.3
Back side	20	QPSK 1RB_50	20175/1732.5	1:1	0.815	-0.03	16.97	18.00	1.268	1.033	22.3
Left side	20	QPSK 1RB_50	20175/1732.5	1:1	0.071	0.03	16.05	17.00	1.245	0.088	22.3
Right side	20	QPSK 1RB_50	20175/1732.5	1:1	0.086	-0.05	16.05	17.00	1.245	0.107	22.3
Bottom side	20	QPSK 1RB_50	20175/1732.5	1:1	0.951	0.06	16.05	17.00	1.245	1.184	22.3
Back side	20	QPSK 1RB_50	20050/1720	1:1	0.918	-0.01	16.79	18.00	1.321	1.213	22.3
Back side	20	QPSK 1RB_50	20300/1745	1:1	0.980	0.08	16.95	18.00	1.274	1.248	22.3
Bottom side	20	QPSK 1RB_50	20050/1720	1:1	0.939	0.01	15.76	17.00	1.330	1.249	22.3
Bottom side	20	QPSK 1RB_50	20300/1745	1:1	0.906	0.05	16.03	17.00	1.250	1.133	22.3
Hotspot Test data (Separate 5mm 50%RB)											
Front side	20	QPSK 50RB_50	20175/1732.5	1:1	0.467	-0.02	16.71	18.00	1.346	0.629	22.3
Back side	20	QPSK 50RB_50	20175/1732.5	1:1	0.786	-0.08	16.71	18.00	1.346	1.058	22.3

Unless otherwise agreed in writing, this document is issued by the Company subject to its General Conditions of Service printed overleaf, available on request or accessible at http://www.sgs.com/en/Terms-and-Conditions.aspx and, for electronic format documents, subject to Terms and Conditions for Electronic Documents at http://www.sgs.com/en/Terms-and-Conditions/Terms-e-Document.aspx. Attention is drawn to the limitation of liability, indemnification and jurisdiction issues defined therein. Any holder of this document is advised that information contained hereon reflects the Company's findings at the time of its intervention only and within the limits of Client's instructions, if any. The Company's sole responsibility is to its Client and this document does not exonerate parties to a transaction from exercising all their rights and obligations under the transaction documents. This document cannot be reproduced except in full, without prior written approval of the Company. Any unauthorized alteration, forgery or falsification of the content or appearance of this document is unlawful and offenders may be prosecuted to the fullest extent of the law. Unless otherwise stated the results shown in this test report refer only to the sample(s) tested and such sample(s) are retained for 30 days only.
Attention: To check the authenticity of testing /inspection report & certificate, please contact us at telephone: (86-755) 8307 1443, or email: CN.Doccheck@sgs.com

SGS-CSTC Standards Technical Services Co., Ltd. Shenzhen Branch
No.1 Workshop, M-10, Middle Section, Science & Technology Park, Shenzhen, China 518057 t (86-755) 26012053 f (86-755) 26710594 www.sgsgroup.com.cn
中国·深圳·科技园中区M-10栋一号厂房 邮编: 518057 t (86-755) 26012053 f (86-755) 26710594 sgs.china@sgs.com

Left side	20	QPSK 50RB_50	20175/1732.5	1:1	0.078	0.03	15.93	17.00	1.279	0.100	22.3
Right side	20	QPSK 50RB_50	20175/1732.5	1:1	0.086	-0.02	15.93	17.00	1.279	0.110	22.3
Bottom side	20	QPSK 50RB_50	20175/1732.5	1:1	0.924	0.01	15.93	17.00	1.279	1.182	22.3
Back side	20	QPSK 50RB_50	20050/1720	1:1	0.878	0.03	16.41	18.00	1.442	1.266	22.3
Back side	20	QPSK 50RB_50	20300/1745	1:1	0.886	0.01	16.70	18.00	1.349	1.195	22.3
Bottom side	20	QPSK 50RB_50	20050/1720	1:1	0.944	0.07	15.65	17.00	1.365	**1.288**	22.3
Bottom side	20	QPSK 50RB_50	20300/1745	1:1	0.906	0.02	15.92	17.00	1.282	1.162	22.3
Hotspot Test data (Separate 5mm 100%RB)											
Back side	20	QPSK 100RB_0	20175/1732.5	1:1	0.890	0.12	16.64	18.00	1.368	1.217	22.3
Bottom side	20	QPSK 100RB_0	20175/1732.5	1:1	0.986	0.03	15.90	17.00	1.288	1.270	22.3
Bottom side-repeat	20	QPSK 100RB_0	20175/1732.5	1:1	0.981	0.04	15.90	17.00	1.288	1.264	22.3
Test position	**BW.**	**Test mode**	**Test Ch./Freq.**	**Duty Cycle**	**SAR (W/kg)10-g**	**Power Drift(dB)**	**Conducted power(dBm)**	**Tune up Limit(dBm)**	**Scaled factor**	**Scaled SAR(W/kg)**	**Liquid Temp.**
Product specific 10g SAR Test data(Separate 0mm 1RB) sensor on											
Front side	20	QPSK 1RB_50	20175/1732.5	1:1	1.170	0.02	20.05	21.00	1.245	1.456	22.3
Back side	20	QPSK 1RB_50	20175/1732.5	1:1	2.030	0.01	20.05	21.00	1.245	2.526	22.3
Bottom side	20	QPSK 1RB_50	20175/1732.5	1:1	1.760	0.01	20.05	21.00	1.245	2.190	22.3
Back side	20	QPSK 1RB_50	20050/1720	1:1	2.000	0.05	19.66	21.00	1.361	2.723	22.3
Back side	20	QPSK 1RB_50	20300/1745	1:1	2.040	0.03	20.01	21.00	1.256	2.562	22.3
Bottom side	20	QPSK 1RB_50	20050/1720	1:1	1.790	0.05	19.66	21.00	1.361	2.437	22.3
Bottom side	20	QPSK 1RB_50	20300/1745	1:1	1.990	0.03	20.01	21.00	1.256	2.499	22.3
Product specific 10g SAR Test data(Separate 0mm 50%RB) sensor on											
Front side	20	QPSK 50RB_50	20175/1732.5	1:1	1.130	0.01	19.91	21.00	1.285	1.452	22.3
Back side	20	QPSK 50RB_50	20175/1732.5	1:1	1.980	0.05	19.91	21.00	1.285	2.545	22.3
Bottom side	20	QPSK 50RB_50	20175/1732.5	1:1	1.750	0.05	19.91	21.00	1.285	2.249	22.3
Back side	20	QPSK 50RB_50	20050/1720	1:1	1.960	0.03	19.68	21.00	1.355	2.656	22.3
Back side	20	QPSK 50RB_50	20300/1745	1:1	2.010	0.05	19.66	21.00	1.361	**2.737**	22.3
Bottom side	20	QPSK 50RB_50	20050/1720	1:1	1.840	0.06	19.68	21.00	1.355	2.494	22.3
Bottom side	20	QPSK 50RB_50	20300/1745	1:1	1.970	0.01	19.66	21.00	1.361	2.682	22.3
Product specific 10g SAR Test data(Separate 0mm 100%RB) sensor on											
Back side	20	QPSK 100RB_0	20175/1732.5	1:1	1.980	0.03	19.90	21.00	1.288	2.551	22.3
Bottom side	20	QPSK 100RB_0	20175/1732.5	1:1	1.810	0.03	19.90	21.00	1.288	2.332	22.3
Product specific 10g SAR Test data(Separate 0mm 1RB) sensor off											
Front side-4mm	20	QPSK 1RB_99	20175/1732.5	1:1	1.500	0.05	23.03	24.00	1.250	1.875	22.3
Back side-6mm	20	QPSK 1RB_99	20175/1732.5	1:1	1.680	0.03	23.03	24.00	1.250	2.100	22.3
Right side-5mm	20	QPSK 1RB_99	20175/1732.5	1:1	0.230	0.06	23.03	24.00	1.250	0.288	22.3
Bottom side-7mm	20	QPSK 1RB_99	20175/1732.5	1:1	1.760	0.01	23.03	24.00	1.250	2.200	22.3
Back side-6mm	20	QPSK 1RB_99	20050/1720	1:1	1.630	0.01	23.02	24.00	1.253	2.043	22.3
Back side-6mm	20	QPSK 1RB_99	20300/1745	1:1	1.590	0.05	23.01	24.00	1.256	1.997	22.3
Bottom side-7mm	20	QPSK 1RB_99	20050/1720	1:1	1.780	0.05	23.02	24.00	1.253	2.231	22.3
Bottom side-7mm	20	QPSK 1RB_99	20300/1745	1:1	1.730	0.03	23.01	24.00	1.256	2.173	22.3

Table 22：SAR of LTE Band 4 for Head, Body and Product specific 10g SAR.

Note:

1) The maximum Scaled SAR value is marked in bold. Graph results refer to Appendix B.
2) Per KDB447498 D01, testing of other required channels within the operating mode of a frequency band is not required when the reported 1-g or 10-g SAR for the mid-band or highest output power channel is:
   - ≤ 0.8W/kg for 1-g or 2.0W/kg for 10-g respectively, when the transmission band is ≤ 100MHz.

Unless otherwise agreed in writing, this document is issued by the Company subject to its General Conditions of Service printed overleaf, available on request or accessible at http://www.sgs.com/en/Terms-and-Conditions.aspx and, for electronic format documents, subject to Terms and Conditions for Electronic Documents at http://www.sgs.com/en/Terms-and-Conditions/Terms-e-Document.aspx. Attention is drawn to the limitation of liability, indemnification and jurisdiction issues defined therein. Any holder of this document is advised that information contained hereon reflects the Company's findings at the time of its intervention only and within the limits of Client's instructions, if any. The Company's sole responsibility is to its Client and this document does not exonerate parties to a transaction from exercising all their rights and obligations under the transaction documents. This document cannot be reproduced except in full, without prior written approval of the Company. Any unauthorized alteration, forgery or falsification of the content or appearance of this document is unlawful and offenders may be prosecuted to the fullest extent of the law. Unless otherwise stated the results shown in this test report refer only to the sample(s) tested and such sample(s) are retained for 30 days only.
Attention: To check the authenticity of testing /inspection report & certificate, please contact us at telephone: (86-755) 8307 1443, or email: CN.Doccheck@sgs.com

SGS-CSTC Standards Technical Services Co., Ltd. Shenzhen Branch
No.1 Workshop, M-10, Middle Section, Science & Technology Park, Shenzhen, China 518057 t (86-755) 26012053 f (86-755) 26710594 www.sgsgroup.com.cn
中国·深圳·科技园中区M-10栋一号厂房 邮编: 518057 t (86-755) 26012053 f (86-755) 26710594 sgs.china@sgs.com

- ≤ 0.6 W/kg or 1.5 W/kg, for 1-g or 10-g respectively, when the transmission band is between 100 MHz and 200 MHz.
- ≤ 0.4 W/kg or 1.0 W/kg, for 1-g or 10-g respectively, when the transmission band is ≥ 200 MHz.

Test Position	Channel/ Frequency (MHz)	Measured SAR (1g)	1st Repeated SAR (1g)	Ratio	2nd Repeated SAR (1g)	3rd Repeated SAR (1g)
Bottom side	20175/1732.5	0.986	0.981	1.005	N/A	N/A
Note: 1) When the original highest measured SAR is ≥ 0.80 W/kg, the measurement was repeated once.						
2) A second repeated measurement was performed only if the ratio of largest to smallest SAR for the original and first repeated measurements was > 1.20 or when the original or repeated measurement was ≥ 1.45 W/kg (~ 10% from the 1-g SAR limit).						
3) A third repeated measurement was performed only if the original, first or second repeated measurement was ≥ 1.5 W/kg and the ratio of largest to smallest SAR for the original, first and second repeated measurements is > 1.20.						
4) Repeated measurements are not required when the original highest measured SAR is < 0.80 W/kg						

Unless otherwise agreed in writing, this document is issued by the Company subject to its General Conditions of Service printed overleaf, available on request or accessible at http://www.sgs.com/en/Terms-and-Conditions.aspx and, for electronic format documents, subject to Terms and Conditions for Electronic Documents at http://www.sgs.com/en/Terms-and-Conditions/Terms-e-Document.aspx. Attention is drawn to the limitation of liability, indemnification and jurisdiction issues defined therein. Any holder of this document is advised that information contained hereon reflects the Company's findings at the time of its intervention only and within the limits of Client's instructions, if any. The Company's sole responsibility is to its Client and this document does not exonerate parties to a transaction from exercising all their rights and obligations under the transaction documents. This document cannot be reproduced except in full, without prior written approval of the Company. Any unauthorized alteration, forgery or falsification of the content or appearance of this document is unlawful and offenders may be prosecuted to the fullest extent of the law. Unless otherwise stated the results shown in this test report refer only to the sample(s) tested and such sample(s) are retained for 30 days only.
Attention: To check the authenticity of testing /inspection report & certificate, please contact us at telephone: (86-755) 8307 1443, or email: CN.Doccheck@sgs.com

SGS-CSTC Standards Technical Services Co.,Ltd.
Shenzhen Branch Testing Center LLC Laboratory
No.1 Workshop, M-10, Middle Section, Science & Technology Park, Shenzhen, China 518057 t (86-755) 26012053 f (86-755) 26710594 www.sgsgroup.com.cn
中国·深圳·科技园中区M-10栋一号厂房 邮编: 518057 t (86-755) 26012053 f (86-755) 26710594 sgs.china@sgs.com

8.3.8 SAR Result of LTE Band 5

Test position	BW.	Test mode	Test Ch./Freq.	Duty Cycle	SAR (W/kg)1-g	Power Drift(dB)	Conducted power(dBm)	Tune up Limit(dBm)	Scaled factor	Scaled SAR(W/kg)	Liquid Temp.
Head Test data(1RB)											
Left cheek	10	QPSK 1RB_49	20525/836.5	1:1	0.234	-0.13	23.11	24.00	1.227	**0.287**	22.1
Left tilted	10	QPSK 1RB_49	20525/836.5	1:1	0.107	-0.01	23.11	24.00	1.227	0.131	22.1
Right cheek	10	QPSK 1RB_49	20525/836.5	1:1	0.181	0.03	23.11	24.00	1.227	0.222	22.1
Right tilted	10	QPSK 1RB_49	20525/836.5	1:1	0.119	0.05	23.11	24.00	1.227	0.146	22.1
Head Test data(50%RB)											
Left cheek	10	QPSK 25RB_25	20525/836.5	1:1	0.138	0.10	21.93	23.00	1.279	0.177	22.1
Left tilted	10	QPSK 25RB_25	20525/836.5	1:1	0.079	0.03	21.93	23.00	1.279	0.101	22.1
Right cheek	10	QPSK 25RB_25	20525/836.5	1:1	0.141	0.06	21.93	23.00	1.279	0.180	22.1
Right tilted	10	QPSK 25RB_25	20525/836.5	1:1	0.089	0.01	21.93	23.00	1.279	0.114	22.1
Body Worn Test data(Separate 5mm 1RB)											
Front side	10	QPSK 1RB_49	20525/836.5	1:1	0.377	0.01	23.11	24.00	1.227	0.463	22.1
Back side	10	QPSK 1RB_49	20525/836.5	1:1	0.975	0.06	23.11	24.00	1.227	1.197	22.1
Back side-repeat	10	QPSK 1RB_49	20525/836.5	1:1	0.968	0.01	23.11	24.00	1.227	1.188	22.1
Back side	10	QPSK 1RB_49	20450/829	1:1	0.966	0.04	23.04	24.00	1.247	**1.205**	22.1
Back side	10	QPSK 1RB_49	20600/844	1:1	0.951	0.02	22.98	24.00	1.265	1.203	22.1
Back side with headset	10	QPSK 1RB_49	20450/829	1:1	0.953	0.06	23.04	24.00	1.247	1.189	22.1
Body Worn Test data(Separate 5mm 50%RB)											
Front side	10	QPSK 25RB_25	20525/836.5	1:1	0.296	0.08	21.93	23.00	1.279	0.379	22.1
Back side	10	QPSK 25RB_25	20525/836.5	1:1	0.585	0.03	21.93	23.00	1.279	0.748	22.1
Body Worn Test data(Separate 5mm 100%RB)											
Back side	10	QPSK 50RB_0	20600/844	1:1	0.591	0.04	21.85	23.00	1.303	0.770	22.1
Hotspot Test data(Separate 5mm 1RB)											
Front side	10	QPSK 1RB_49	20525/836.5	1:1	0.377	0.03	23.11	24.00	1.227	0.463	22.1
Back side	10	QPSK 1RB_49	20525/836.5	1:1	0.975	0.06	23.11	24.00	1.227	1.197	22.1
Left side	10	QPSK 1RB_49	20525/836.5	1:1	0.205	0.01	23.11	24.00	1.227	0.252	22.1
Right side	10	QPSK 1RB_49	20525/836.5	1:1	0.132	0.04	23.11	24.00	1.227	0.162	22.1
Bottom side	10	QPSK 1RB_49	20525/836.5	1:1	0.381	0.02	23.11	24.00	1.227	0.468	22.1
Back side	10	QPSK 1RB_49	20450/829	1:1	0.966	0.04	23.04	24.00	1.247	**1.205**	22.1
Back side	10	QPSK 1RB_49	20600/844	1:1	0.951	0.02	22.98	24.00	1.265	1.203	22.1
Hotspot Test data (Separate 5mm 50%RB)											
Front side	10	QPSK 25RB_25	20525/836.5	1:1	0.296	0.01	21.93	23.00	1.279	0.379	22.1
Back side	10	QPSK 25RB_25	20525/836.5	1:1	0.585	0.03	21.93	23.00	1.279	0.748	22.1
Left side	10	QPSK 25RB_25	20525/836.5	1:1	0.244	0.03	21.93	23.00	1.279	0.312	22.1
Right side	10	QPSK 25RB_25	20525/836.5	1:1	0.116	0.05	21.93	23.00	1.279	0.148	22.1
Bottom side	10	QPSK 25RB_25	20525/836.5	1:1	0.363	0.01	21.93	23.00	1.279	0.464	22.1
Hotspot Test data (Separate 5mm 100%RB)											
Back side	10	QPSK 50RB_0	20600/844	1:1	0.591	0.04	21.85	23.00	1.303	0.770	22.1
Test position	**BW.**	**Test mode**	**Test Ch./Freq.**	**Duty Cycle**	**SAR (W/kg)10-g**	**Power Drift(dB)**	**Conducted power(dBm)**	**Tune up Limit(dBm)**	**Scaled factor**	**Scaled SAR(W/kg)**	**Liquid Temp.**
Product specific 10g SAR Test data(Separate 0mm 1RB)											
Back side	10	QPSK 1RB_49	20525/836.5	1:1	0.823	0.07	23.11	24.00	1.227	**1.010**	22.1
Product specific 10g SAR Test data(Separate 0mm 50%RB)											
Back side	10	QPSK 25RB_25	20525/836.5	1:1	0.654	0.01	21.93	23.00	1.279	0.837	22.1

Unless otherwise agreed in writing, this document is issued by the Company subject to its General Conditions of Service printed overleaf, available on request or accessible at http://www.sgs.com/en/Terms-and-Conditions.aspx and, for electronic format documents, subject to Terms and Conditions for Electronic Documents at http://www.sgs.com/en/Terms-and-Conditions/Terms-e-Document.aspx. Attention is drawn to the limitation of liability, indemnification and jurisdiction issues defined therein. Any holder of this document is advised that information contained hereon reflects the Company's findings at the time of its intervention only and within the limits of Client's instructions, if any. The Company's sole responsibility is to its Client and this document does not exonerate parties to a transaction from exercising all their rights and obligations under the transaction documents. This document cannot be reproduced except in full, without prior written approval of the Company. Any unauthorized alteration, forgery or falsification of the content or appearance of this document is unlawful and offenders may be prosecuted to the fullest extent of the law. Unless otherwise stated the results shown in this test report refer only to the sample(s) tested and such sample(s) are retained for 30 days only.
Attention: To check the authenticity of testing /inspection report & certificate, please contact us at telephone: (86-755) 8307 1443, or email: CN.Doccheck@sgs.com

Table 23：SAR of LTE Band 5 for Head, Body and Product specific 10g SAR.
Note:

1) The maximum Scaled SAR value is marked in bold. Graph results refer to Appendix B.
2) Per KDB447498 D01, testing of other required channels within the operating mode of a frequency band is not required when the reported 1-g or 10-g SAR for the mid-band or highest output power channel is:
   - ≤ 0.8W/kg for 1-g or 2.0W/kg for 10-g respectively, when the transmission band is ≤ 100MHz.
   - ≤ 0.6 W/kg or 1.5 W/kg, for 1-g or 10-g respectively, when the transmission band is between 100 MHz and 200 MHz
   - ≤ 0.4 W/kg or 1.0 W/kg, for 1-g or 10-g respectively, when the transmission band is ≥ 200 MHz.

Test Position	Channel/ Frequency (MHz)	Measured SAR (1g)	1st Repeated SAR (1g)	Ratio	2nd Repeated SAR (1g)	3rd Repeated SAR (1g)
Back side	20525/836.5	0.975	0.968	1.007	N/A	N/A
Note: 1) When the original highest measured SAR is ≥ 0.80 W/kg, the measurement was repeated once.						
2) A second repeated measurement was performed only if the ratio of largest to smallest SAR for the original and first repeated measurements was > 1.20 or when the original or repeated measurement was ≥ 1.45 W/kg (~ 10% from the 1-g SAR limit).						
3) A third repeated measurement was performed only if the original, first or second repeated measurement was ≥ 1.5 W/kg and the ratio of largest to smallest SAR for the original, first and second repeated measurements is > 1.20.						
4) Repeated measurements are not required when the original highest measured SAR is < 0.80 W/kg						

Unless otherwise agreed in writing, this document is issued by the Company subject to its General Conditions of Service printed overleaf, available on request or accessible at http://www.sgs.com/en/Terms-and-Conditions.aspx and, for electronic format documents, subject to Terms and Conditions for Electronic Documents at http://www.sgs.com/en/Terms-and-Conditions/Terms-e-Document.aspx. Attention is drawn to the limitation of liability, indemnification and jurisdiction issues defined therein. Any holder of this document is advised that information contained hereon reflects the Company's findings at the time of its intervention only and within the limits of Client's instructions, if any. The Company's sole responsibility is to its Client and this document does not exonerate parties to a transaction from exercising all their rights and obligations under the transaction documents. This document cannot be reproduced except in full, without prior written approval of the Company. Any unauthorized alteration, forgery or falsification of the content or appearance of this document is unlawful and offenders may be prosecuted to the fullest extent of the law. Unless otherwise stated the results shown in this test report refer only to the sample(s) tested and such sample(s) are retained for 30 days only.
Attention: To check the authenticity of testing /inspection report & certificate, please contact us at telephone: (86-755) 8307 1443, or email: CN.Doccheck@sgs.com
SGS-CSTC Standards Technical Services Co., Ltd. Shenzhen Branch
No.1 Workshop, M-10, Middle Section, Science & Technology Park, Shenzhen, China 518057 t (86-755) 26012053 f (86-755) 26710594 www.sgsgroup.com.cn
中国·深圳·科技园中区M-10栋一号厂房 邮编: 518057 t (86-755) 26012053 f (86-755) 26710594 sgs.china@sgs.com
Member of the SGS Group (SGS SA)

8.3.9 SAR Result of LTE Band 7

Test position	BW.	Test mode	Test Ch./Freq.	Duty Cycle	SAR (W/kg)1-g	Power Drift(dB)	Conducted power(dBm)	Tune up Limit(dBm)	Scaled factor	Scaled SAR(W/kg)	Liquid Temp.
Head Test data(1RB)											
Left cheek	20	QPSK 1RB_99	20850/2510	1:1	0.372	-0.16	23.22	24.00	1.197	**0.445**	22.1
Left tilted	20	QPSK 1RB_99	20850/2510	1:1	0.187	0.01	23.22	24.00	1.197	0.224	22.1
Right cheek	20	QPSK 1RB_99	20850/2510	1:1	0.290	0.05	23.22	24.00	1.197	0.347	22.1
Right tilted	20	QPSK 1RB_99	20850/2510	1:1	0.279	0.01	23.22	24.00	1.197	0.334	22.1
Head Test data(50%RB)											
Left cheek	20	QPSK 50RB_50	20850/2510	1:1	0.235	0.03	21.85	23.00	1.303	0.306	22.1
Left tilted	20	QPSK 50RB_50	20850/2510	1:1	0.104	0.01	21.85	23.00	1.303	0.136	22.1
Right cheek	20	QPSK 50RB_50	20850/2510	1:1	0.164	0.03	21.85	23.00	1.303	0.214	22.1
Right tilted	20	QPSK 50RB_50	20850/2510	1:1	0.159	0.03	21.85	23.00	1.303	0.207	22.1
Body worn Test data(Separate 5mm 1RB) sensor on											
Front side	20	QPSK 1RB_99	20850/2510	1:1	0.784	0.04	19.45	20.50	1.274	0.998	22.1
Back side	20	QPSK 1RB_99	20850/2510	1:1	0.885	-0.05	19.45	20.50	1.274	1.127	22.1
Front side	20	QPSK 1RB_99	21100/2535.5	1:1	0.742	0.05	19.43	20.50	1.279	0.949	22.1
Front side	20	QPSK 1RB_99	21350/2560	1:1	0.795	0.03	19.28	20.50	1.324	1.053	22.1
Back side	20	QPSK 1RB_99	21100/2535.5	1:1	1.100	-0.01	19.43	20.50	1.279	**1.407**	22.1
Back side-repeat	20	QPSK 1RB_99	21100/2535.5	1:1	1.040	-0.06	19.43	20.50	1.279	1.331	22.1
Back side	20	QPSK 1RB_99	21350/2560	1:1	0.829	0.00	19.28	20.50	1.324	1.098	22.1
Back side with headset	20	QPSK 1RB_99	21100/2535.5	1:1	0.889	0.06	19.43	20.50	1.279	1.137	22.1
Body worn Test data (Separate 5mm 50%RB) sensor on											
Front side	20	QPSK 50RB_50	20850/2510	1:1	0.859	0.05	19.43	20.50	1.279	1.099	22.1
Back side	20	QPSK 50RB_50	20850/2510	1:1	0.967	-0.09	19.43	20.50	1.279	1.237	22.1
Front side	20	QPSK 50RB_50	21100/2535.5	1:1	0.879	0.08	19.42	20.50	1.282	1.127	22.1
Front side	20	QPSK 50RB_50	21350/2560	1:1	0.751	0.06	19.24	20.50	1.337	1.004	22.1
Back side	20	QPSK 50RB_50	21100/2535.5	1:1	0.988	0.09	19.42	20.50	1.282	1.267	22.1
Back side	20	QPSK 50RB_50	21350/2560	1:1	0.923	0.06	19.24	20.50	1.337	1.234	22.1
Body worn Test data (Separate 5mm 100%RB) sensor on											
Front side	20	QPSK 100RB_0	20850/2510	1:1	0.823	0.05	19.34	20.50	1.306	1.075	22.1
Back side	20	QPSK 100RB_0	20850/2510	1:1	1.000	-0.04	19.34	20.50	1.306	1.306	22.1
Body worn Test data(Separate 5mm 1RB) sensor off											
Front side-10mm	20	QPSK 1RB_99	20850/2510	1:1	0.771	-0.05	23.22	24.00	1.197	0.923	22.1
Back side-17mm	20	QPSK 1RB_99	20850/2510	1:1	0.372	-0.01	23.22	24.00	1.197	0.445	22.1
Front side-10mm	20	QPSK 1RB_99	21100/2535.5	1:1	0.745	0.00	22.85	24.00	1.303	0.971	22.1
Front side-10mm	20	QPSK 1RB_99	21350/2560	1:1	0.687	-0.05	22.55	24.00	1.396	0.959	22.1
Hotspot Test data(Separate 5mm 1RB)											
Front side	20	QPSK 1RB_99	20850/2510	1:1	0.784	0.04	19.45	20.50	1.274	0.998	22.1
Back side	20	QPSK 1RB_99	20850/2510	1:1	0.885	-0.05	19.45	20.50	1.274	1.127	22.1
Left side	20	QPSK 1RB_99	20850/2510	1:1	0.445	0.03	19.45	20.50	1.274	0.567	22.1
Bottom side	20	QPSK 1RB_99	20850/2510	1:1	0.807	0.03	19.45	20.50	1.274	1.028	22.1
Front side	20	QPSK 1RB_99	21100/2535.5	1:1	0.742	0.05	19.43	20.50	1.279	0.949	22.1
Front side	20	QPSK 1RB_99	21350/2560	1:1	0.795	0.03	19.28	20.50	1.324	1.053	22.1
Back side	20	QPSK 1RB_99	21100/2535.5	1:1	1.100	-0.01	19.43	20.50	1.279	**1.407**	22.1
Back side	20	QPSK 1RB_99	21350/2560	1:1	0.829	0.00	19.28	20.50	1.324	1.098	22.1

Unless otherwise agreed in writing, this document is issued by the Company subject to its General Conditions of Service printed overleaf, available on request or accessible at http://www.sgs.com/en/Terms-and-Conditions.aspx and, for electronic format documents, subject to Terms and Conditions for Electronic Documents at http://www.sgs.com/en/Terms-and-Conditions/Terms-e-Document.aspx. Attention is drawn to the limitation of liability, indemnification and jurisdiction issues defined therein. Any holder of this document is advised that information contained hereon reflects the Company's findings at the time of its intervention only and within the limits of Client's instructions, if any. The Company's sole responsibility is to its Client and this document does not exonerate parties to a transaction from exercising all their rights and obligations under the transaction documents. This document cannot be reproduced except in full, without prior written approval of the Company. Any unauthorized alteration, forgery or falsification of the content or appearance of this document is unlawful and offenders may be prosecuted to the fullest extent of the law. Unless otherwise stated the results shown in this test report refer only to the sample(s) tested and such sample(s) are retained for 30 days only.
Attention: To check the authenticity of testing /inspection report & certificate, please contact us at telephone: (86-755) 8307 1443, or email: CN.Doccheck@sgs.com

Bottom side	20	QPSK 1RB_99	21100/2535.5	1:1	0.803	0.08	19.43	20.50	1.279	1.027	22.1
Bottom side	20	QPSK 1RB_99	21350/2560	1:1	0.792	0.08	19.28	20.50	1.324	1.049	22.1
Hotspot Test data (Separate 5mm 50%RB)											
Front side	20	QPSK 50RB_50	20850/2510	1:1	0.859	0.05	19.43	20.50	1.279	1.099	22.1
Back side	20	QPSK 50RB_50	20850/2510	1:1	0.967	-0.09	19.43	20.50	1.279	1.237	22.1
Left side	20	QPSK 50RB_50	20850/2510	1:1	0.486	-0.03	19.43	20.50	1.279	0.622	22.1
Bottom side	20	QPSK 50RB_50	20850/2510	1:1	0.742	0.04	19.43	20.50	1.279	0.949	22.1
Front side	20	QPSK 50RB_50	21100/2535.5	1:1	0.879	0.08	19.42	20.50	1.282	1.127	22.1
Front side	20	QPSK 50RB_50	21350/2560	1:1	0.751	0.06	19.24	20.50	1.337	1.004	22.1
Back side	20	QPSK 50RB_50	21100/2535.5	1:1	0.988	0.09	19.42	20.50	1.282	1.267	22.1
Back side	20	QPSK 50RB_50	21350/2560	1:1	0.923	0.06	19.24	20.50	1.337	1.234	22.1
Bottom side	20	QPSK 50RB_50	21100/2535.5	1:1	0.769	0.04	19.42	20.50	1.282	0.986	22.1
Bottom side	20	QPSK 50RB_50	21350/2560	1:1	0.694	0.03	19.24	20.50	1.337	0.928	22.1
Hotspot Test data (Separate 5mm 100%RB)											
Front side	20	QPSK 100RB_0	20850/2510	1:1	0.823	0.05	19.34	20.50	1.306	1.075	22.1
Back side	20	QPSK 100RB_0	20850/2510	1:1	1.000	-0.04	19.34	20.50	1.306	1.306	22.1
Bottom side	20	QPSK 100RB_0	20850/2510	1:1	0.718	-0.03	19.34	20.50	1.306	0.938	22.1
Test position	**BW.**	**Test mode**	**Test Ch./Freq.**	**Duty Cycle**	**SAR (W/kg)10-g**	**Power Drift(dB)**	**Conducted power(dBm)**	**Tune up Limit(dBm)**	**Scaled factor**	**Scaled SAR(W/kg)**	**Liquid Temp.**
Product specific 10g SAR Test data(Separate 0mm 1RB) sensor on											
Front side	20	QPSK 1RB_99	20850/2510	1:1	1.900	-0.01	20.79	22.00	1.321	2.510	22.1
Back side	20	QPSK 1RB_99	20850/2510	1:1	2.480	0.04	20.79	22.00	1.321	3.277	22.1
Left side	20	QPSK 1RB_99	20850/2510	1:1	1.360	0.09	20.79	22.00	1.321	1.797	22.1
Bottom side	20	QPSK 1RB_99	20850/2510	1:1	1.270	0.04	20.79	22.00	1.321	1.678	22.1
Front side	20	QPSK 1RB_0	21100/2535.5	1:1	1.950	-0.02	20.74	22.00	1.337	2.606	22.1
Front side	20	QPSK 1RB_99	21350/2560	1:1	1.960	-0.04	20.78	22.00	1.324	2.596	22.1
Back side	20	QPSK 1RB_0	21100/2535.5	1:1	2.530	0.01	20.74	22.00	1.337	**3.382**	22.1
Back side	20	QPSK 1RB_99	21350/2560	1:1	2.550	0.01	20.78	22.00	1.324	3.377	22.1
Back side-repeat	20	QPSK 1RB_99	21350/2560	1:1	2.490	0.08	20.78	22.00	1.324	3.298	22.1
Product specific 10g SAR Test data(Separate 0mm 50%RB) sensor on											
Front side	20	QPSK 50RB_50	20850/2510	1:1	1.880	-0.03	20.75	22.00	1.334	2.507	22.1
Back side	20	QPSK 50RB_50	20850/2510	1:1	1.650	-0.06	20.75	22.00	1.334	2.200	22.1
Left side	20	QPSK 50RB_50	20850/2510	1:1	0.940	0.02	20.75	22.00	1.334	1.254	22.1
Bottom side	20	QPSK 50RB_50	20850/2510	1:1	1.030	0.03	20.75	22.00	1.334	1.374	22.1
Front side	20	QPSK 50RB_50	21100/2535.5	1:1	1.700	-0.01	20.73	22.00	1.340	2.277	22.1
Front side	20	QPSK 50RB_50	21350/2560	1:1	1.660	-0.01	20.72	22.00	1.343	2.229	22.1
Back side	20	QPSK 50RB_50	21100/2535.5	1:1	1.700	0.05	20.73	22.00	1.340	2.277	22.1
Back side	20	QPSK 50RB_50	21350/2560	1:1	1.670	0.03	20.72	22.00	1.343	2.242	22.1
Product specific 10g SAR Test data(Separate 0mm 100%RB) sensor on											
Front side	20	QPSK 100RB_0	20850/2510	1:1	1.660	-0.02	20.59	22.00	1.384	2.297	22.1
Back side	20	QPSK 100RB_0	20850/2510	1:1	1.840	0.04	20.59	22.00	1.384	2.546	22.1
Product specific 10g SAR Test data(Separate 0mm 1RB) sensor off											
Front side-4mm	20	QPSK 1RB_99	20850/2510	1:1	0.900	0.01	23.22	24.00	1.197	1.077	22.1
Back side-6mm	20	QPSK 1RB_99	20850/2510	1:1	0.785	0.05	23.22	24.00	1.197	0.939	22.1
Left side-4mm	20	QPSK 1RB_99	20850/2510	1:1	0.757	0.04	23.22	24.00	1.197	0.906	22.1
Bottom side-7mm	20	QPSK 1RB_99	20850/2510	1:1	0.806	0.06	23.22	24.00	1.197	0.965	22.1

Unless otherwise agreed in writing, this document is issued by the Company subject to its General Conditions of Service printed overleaf, available on request or accessible at http://www.sgs.com/en/Terms-and-Conditions.aspx and, for electronic format documents, subject to Terms and Conditions for Electronic Documents at http://www.sgs.com/en/Terms-and-Conditions/Terms-e-Document.aspx. Attention is drawn to the limitation of liability, indemnification and jurisdiction issues defined therein. Any holder of this document is advised that information contained hereon reflects the Company's findings at the time of its intervention only and within the limits of Client's instructions, if any. The Company's sole responsibility is to its Client and this document does not exonerate parties to a transaction from exercising all their rights and obligations under the transaction documents. This document cannot be reproduced except in full, without prior written approval of the Company. Any unauthorized alteration, forgery or falsification of the content or appearance of this document is unlawful and offenders may be prosecuted to the fullest extent of the law. Unless otherwise stated the results shown in this test report refer only to the sample(s) tested and such sample(s) are retained for 30 days only.
Attention: To check the authenticity of testing /inspection report & certificate, please contact us at telephone: (86-755) 8307 1443, or email: CN.Doccheck@sgs.com
SGS-CSTC Standards Technical Services Co., Ltd. Shenzhen Branch EMC Laboratory
No.1 Workshop, M-10, Middle Section, Science & Technology Park, Shenzhen, China 518057 t (86-755) 26012053 f (86-755) 26710594 www.sgsgroup.com.cn
中国·深圳·科技园中区M-10栋一号厂房 邮编: 518057 t (86-755) 26012053 f (86-755) 26710594 sgs.china@sgs.com
Member of the SGS Group (SGS SA)

Table 24：SAR of LTE Band 7 for Head, Body and Product specific 10g SAR.
Note:

1) The maximum Scaled SAR value is marked in bold. Graph results refer to Appendix B.
2) Per KDB447498 D01, testing of other required channels within the operating mode of a frequency band is not required when the reported 1-g or 10-g SAR for the mid-band or highest output power channel is:
   - ≤ 0.8W/kg for 1-g or 2.0W/kg for 10-g respectively, when the transmission band is ≤ 100MHz.
   - ≤ 0.6 W/kg or 1.5 W/kg, for 1-g or 10-g respectively, when the transmission band is between 100 MHz and 200 MHz.
   - ≤ 0.4 W/kg or 1.0 W/kg, for 1-g or 10-g respectively, when the transmission band is ≥ 200 MHz.

Test Position	Channel/ Frequency (MHz)	Measured SAR (1g)	1st Repeated SAR (1g)	Ratio	2nd Repeated SAR (1g)	3rd Repeated SAR (1g)
Back side	21100/2535.5	1.100	1.040	1.058	N/A	N/A
Note: 1) When the original highest measured SAR is ≥ 0.80 W/kg, the measurement was repeated once.						
2) A second repeated measurement was performed only if the ratio of largest to smallest SAR for the original and first repeated measurements was > 1.20 or when the original or repeated measurement was ≥ 1.45 W/kg (~ 10% from the 1-g SAR limit).						
3) A third repeated measurement was performed only if the original, first or second repeated measurement was ≥ 1.5 W/kg and the ratio of largest to smallest SAR for the original, first and second repeated measurements is > 1.20.						
4) Repeated measurements are not required when the original highest measured SAR is < 0.80 W/kg						

Unless otherwise agreed in writing, this document is issued by the Company subject to its General Conditions of Service printed overleaf, available on request or accessible at http://www.sgs.com/en/Terms-and-Conditions.aspx and, for electronic format documents, subject to Terms and Conditions for Electronic Documents at http://www.sgs.com/en/Terms-and-Conditions/Terms-e-Document.aspx. Attention is drawn to the limitation of liability, indemnification and jurisdiction issues defined therein. Any holder of this document is advised that information contained hereon reflects the Company's findings at the time of its intervention only and within the limits of Client's instructions, if any. The Company's sole responsibility is to its Client and this document does not exonerate parties to a transaction from exercising all their rights and obligations under the transaction documents. This document cannot be reproduced except in full, without prior written approval of the Company. Any unauthorized alteration, forgery or falsification of the content or appearance of this document is unlawful and offenders may be prosecuted to the fullest extent of the law. Unless otherwise stated the results shown in this test report refer only to the sample(s) tested and such sample(s) are retained for 30 days only.
Attention: To check the authenticity of testing /inspection report & certificate, please contact us at telephone: (86-755) 8307 1443, or email: CN.Doccheck@sgs.com
SGS-CSTC Standards Technical Services Co., Ltd. Shenzhen Branch
No.1 Workshop, M-10, Middle Section, Science & Technology Park, Shenzhen, China 518057 t (86-755) 26012053 f (86-755) 26710594 www.sgsgroup.com.cn
中国·深圳·科技园中区M-10栋一号厂房 邮编: 518057 t (86-755) 26012053 f (86-755) 26710594 sgs.china@sgs.com
Member of the SGS Group (SGS SA)

8.3.10 SAR Result of LTE Band 66

Test position	BW.	Test mode	Test Ch./Freq.	Duty Cycle	SAR (W/kg)1-g	Power Drift(dB)	Conducted power(dBm)	Tune up Limit(dBm)	Scaled factor	Scaled SAR(W/kg)	Liquid Temp.
Head Test data(1RB)											
Left cheek	20	QPSK 1RB_99	132322/1745	1:1	0.143	0.03	23.01	24.00	1.256	0.180	22.1
Left tilted	20	QPSK 1RB_99	132322/1745	1:1	0.117	0.02	23.01	24.00	1.256	0.147	22.1
Right cheek	20	QPSK 1RB_99	132322/1745	1:1	0.196	0.06	23.01	24.00	1.256	**0.246**	22.1
Right tilted	20	QPSK 1RB_99	132322/1745	1:1	0.098	0.01	23.01	24.00	1.256	0.123	22.1
Head Test data(50%RB)											
Left cheek	20	QPSK 50RB_50	132322/1745	1:1	0.098	0.06	21.59	23.00	1.384	0.136	22.1
Left tilted	20	QPSK 50RB_50	132322/1745	1:1	0.079	-0.01	21.59	23.00	1.384	0.109	22.1
Right cheek	20	QPSK 50RB_50	132322/1745	1:1	0.132	-0.14	21.59	23.00	1.384	0.183	22.1
Right tilted	20	QPSK 50RB_50	132322/1745	1:1	0.063	0.03	21.59	23.00	1.384	0.087	22.1
Body worn Test data(Separate 5mm 1RB) sensor on											
Front side	20	QPSK 1RB_99	132322/1745	1:1	0.456	0.03	16.88	18.00	1.294	0.590	22.1
Back side	20	QPSK 1RB_99	132322/1745	1:1	0.880	-0.07	16.88	18.00	1.294	1.139	22.1
Back side	20	QPSK 1RB_99	132072/1720	1:1	0.930	-0.02	16.58	18.00	1.387	1.290	22.1
Back side	20	QPSK 1RB_99	132572/1770	1:1	0.931	-0.06	16.56	18.00	1.393	**1.297**	22.1
Back side with headset	20	QPSK 1RB_99	132572/1770	1:1	0.855	-0.02	16.56	18.00	1.393	1.191	22.1
Body worn Test data (Separate 5mm 50%RB) sensor on											
Front side	20	QPSK 50RB_50	132322/1745	1:1	0.409	-0.01	16.60	18.00	1.380	0.565	22.1
Back side	20	QPSK 50RB_50	132322/1745	1:1	0.805	-0.03	16.60	18.00	1.380	1.111	22.1
Back side	20	QPSK 50RB_50	132072/1720	1:1	0.902	0.01	16.59	18.00	1.384	1.248	22.1
Back side	20	QPSK 50RB_50	132572/1770	1:1	0.887	-0.06	16.55	18.00	1.396	1.239	22.1
Body worn Test data (Separate 5mm 100%RB) sensor on											
Back side	20	QPSK 100RB_0	132322/1745	1:1	0.862	-0.06	16.56	18.00	1.393	1.201	22.1
Body worn Test data(Separate 5mm 1RB) sensor off											
Front side-10mm	20	QPSK 1RB_99	132322/1745	1:1	0.869	-0.04	23.01	24.00	1.256	1.091	22.1
Back side-17mm	20	QPSK 1RB_99	132322/1745	1:1	0.665	0.02	23.01	24.00	1.256	0.835	22.1
Front side-10mm	20	QPSK 1RB_99	132072/1720	1:1	0.816	-0.06	22.78	24.00	1.324	1.081	22.1
Front side-10mm	20	QPSK 1RB_99	132572/1770	1:1	0.805	0.08	22.70	24.00	1.349	1.086	22.1
Back side-17mm	20	QPSK 1RB_99	132072/1720	1:1	0.704	0.01	22.78	24.00	1.324	0.932	22.1
Back side-17mm	20	QPSK 1RB_99	132572/1770	1:1	0.707	-0.01	22.70	24.00	1.349	0.954	22.1
Hotspot Test data(Separate 5mm 1RB)											
Front side	20	QPSK 1RB_99	132322/1745	1:1	0.456	0.03	16.88	18.00	1.294	0.590	22.1
Back side	20	QPSK 1RB_99	132322/1745	1:1	0.880	-0.07	16.88	18.00	1.294	1.139	22.1
Left side	20	QPSK 1RB_99	132322/1745	1:1	0.102	0.08	16.06	17.00	1.242	0.127	22.1
Right side	20	QPSK 1RB_99	132322/1745	1:1	0.132	0.02	16.06	17.00	1.242	0.164	22.1
Bottom side	20	QPSK 1RB_99	132322/1745	1:1	0.884	0.01	16.06	17.00	1.242	1.098	22.1
Back side	20	QPSK 1RB_99	132072/1720	1:1	0.938	0.02	16.58	18.00	1.387	1.301	22.1
Back side	20	QPSK 1RB_99	132572/1770	1:1	0.939	-0.06	16.56	18.00	1.393	1.308	22.1
Bottom side	20	QPSK 1RB_99	132072/1720	1:1	0.803	0.01	15.86	17.00	1.300	1.044	22.3
Bottom side	20	QPSK 1RB_99	132572/1770	1:1	0.956	0.01	15.62	17.00	1.374	**1.314**	22.3
Bottom side-repeat	20	QPSK 1RB_99	132572/1770	1:1	0.949	0.04	15.62	17.00	1.374	1.304	22.3
Hotspot Test data (Separate 5mm 50%RB)											
Front side	20	QPSK 50RB_50	132322/1745	1:1	0.409	-0.01	16.60	18.00	1.380	0.565	22.1

Unless otherwise agreed in writing, this document is issued by the Company subject to its General Conditions of Service printed overleaf, available on request or accessible at http://www.sgs.com/en/Terms-and-Conditions.aspx and, for electronic format documents, subject to Terms and Conditions for Electronic Documents at http://www.sgs.com/en/Terms-and-Conditions/Terms-e-Document.aspx. Attention is drawn to the limitation of liability, indemnification and jurisdiction issues defined therein. Any holder of this document is advised that information contained hereon reflects the Company's findings at the time of its intervention only and within the limits of Client's instructions, if any. The Company's sole responsibility is to its Client and this document does not exonerate parties to a transaction from exercising all their rights and obligations under the transaction documents. This document cannot be reproduced except in full, without prior written approval of the Company. Any unauthorized alteration, forgery or falsification of the content or appearance of this document is unlawful and offenders may be prosecuted to the fullest extent of the law. Unless otherwise stated the results shown in this test report refer only to the sample(s) tested and such sample(s) are retained for 30 days only.
Attention: To check the authenticity of testing /inspection report & certificate, please contact us at telephone: (86-755) 8307 1443, or email: CN.Doccheck@sgs.com

SGS-CSTC Standards Technical Services Co., Ltd. Shenzhen Branch
No.1 Workshop, M-10, Middle Section, Science & Technology Park, Shenzhen, China 518057 t (86-755) 26012053 f (86-755) 26710594 www.sgsgroup.com.cn
中国·深圳·科技园中区M-10栋一号厂房 邮编: 518057 t (86-755) 26012053 f (86-755) 26710594 sgs.china@sgs.com

Back side	20	QPSK 50RB_50	132322/1745	1:1	0.805	-0.03	16.60	18.00	1.380	1.111	22.1
Left side	20	QPSK 50RB_50	132322/1745	1:1	0.095	0.03	15.76	17.00	1.330	0.127	22.1
Right side	20	QPSK 50RB_50	132322/1745	1:1	0.113	-0.01	15.76	17.00	1.330	0.150	22.1
Bottom side	20	QPSK 50RB_50	132322/1745	1:1	0.818	0.05	15.76	17.00	1.330	1.088	22.1
Back side	20	QPSK 50RB_50	132072/1720	1:1	0.902	0.03	16.59	18.00	1.384	1.248	22.1
Back side	20	QPSK 50RB_50	132572/1770	1:1	0.887	-0.06	16.55	18.00	1.396	1.239	22.1
Bottom side	20	QPSK 50RB_50	132072/1720	1:1	0.740	-0.06	15.71	17.00	1.346	0.996	22.3
Bottom side	20	QPSK 50RB_50	132572/1770	1:1	0.883	0.02	15.69	17.00	1.352	1.194	22.3
Hotspot Test data (Separate 5mm 100%RB)											
Back side	20	QPSK 100RB_0	132322/1745	1:1	0.785	0.06	16.56	18.00	1.393	1.094	22.1
Bottom side	20	QPSK 100RB_0	132322/1745	1:1	0.816	0.02	15.84	17.00	1.306	1.066	22.1
Test position	**BW.**	**Test mode**	**Test Ch./Freq.**	**Duty Cycle**	**SAR (W/kg)10-g**	**Power Drift(dB)**	**Conducted power(dBm)**	**Tune up Limit(dBm)**	**Scaled factor**	**Scaled SAR(W/kg)**	**Liquid Temp.**
Product specific 10g SAR Test data(Separate 0mm 1RB) sensor on											
Front side	20	QPSK 1RB_99	132322/1745	1:1	1.190	-0.04	20.13	21.00	1.222	1.454	22.1
Back side	20	QPSK 1RB_99	132322/1745	1:1	2.060	-0.01	20.13	21.00	1.222	**2.517**	22.1
Bottom side	20	QPSK 1RB_99	132322/1745	1:1	1.790	0.04	20.13	21.00	1.222	2.187	22.1
Back side	20	QPSK 1RB_99	132072/1720	1:1	2.020	-0.07	20.09	21.00	1.233	2.491	22.1
Back side	20	QPSK 1RB_99	132572/1770	1:1	2.010	-0.04	20.07	21.00	1.239	2.490	22.1
Bottom side	20	QPSK 1RB_99	132072/1720	1:1	1.820	-0.06	20.09	21.00	1.233	2.244	22.1
Bottom side	20	QPSK 1RB_99	132572/1770	1:1	1.840	0.09	20.07	21.00	1.239	2.279	22.1
Product specific 10g SAR Test data(Separate 0mm 50%RB) sensor on											
Front side	20	QPSK 50RB_50	132322/1745	1:1	1.080	-0.05	20.02	21.00	1.253	1.353	22.1
Back side	20	QPSK 50RB_50	132322/1745	1:1	1.930	-0.03	20.02	21.00	1.253	2.419	22.1
Bottom side	20	QPSK 50RB_50	132322/1745	1:1	1.610	0.01	20.02	21.00	1.253	2.018	22.1
Back side	20	QPSK 50RB_50	132072/1720	1:1	1.820	-0.03	20.01	21.00	1.256	2.286	22.1
Back side	20	QPSK 50RB_50	132572/1770	1:1	1.850	0.09	19.94	21.00	1.276	2.361	22.1
Bottom side	20	QPSK 50RB_50	132072/1720	1:1	1.650	-0.01	20.01	21.00	1.256	2.072	22.1
Bottom side	20	QPSK 50RB_50	132572/1770	1:1	1.680	0.09	19.94	21.00	1.276	2.144	22.1
Product specific 10g SAR Test data(Separate 0mm 100%RB) sensor on											
Back side	20	QPSK 100RB_0	132322/1745	1:1	1.910	-0.05	20.07	21.00	1.239	2.366	22.1
Bottom side	20	QPSK 100RB_0	132322/1745	1:1	1.610	0.11	20.07	21.00	1.239	1.994	22.1
Product specific 10g SAR Test data(Separate 0mm 1RB) sensor off											
Front side-4mm	20	QPSK 1RB_99	132322/1745	1:1	1.520	-0.01	23.01	24.00	1.256	1.909	22.1
Back side-6mm	20	QPSK 1RB_99	132322/1745	1:1	1.670	-0.07	23.01	24.00	1.256	2.098	22.1
Bottom side-7mm	20	QPSK 1RB_99	132322/1745	1:1	1.750	-0.06	23.01	24.00	1.256	2.198	22.1
Back side-6mm	20	QPSK 1RB_99	132072/1720	1:1	1.600	-0.04	22.78	24.00	1.324	2.119	22.3
Back side-6mm	20	QPSK 1RB_99	132572/1770	1:1	1.630	0.04	22.70	24.00	1.349	2.199	22.3
Bottom side-7mm	20	QPSK 1RB_99	132072/1720	1:1	1.700	0.09	22.78	24.00	1.324	2.251	22.3
Bottom side-7mm	20	QPSK 1RB_99	132572/1770	1:1	1.630	0.01	22.70	24.00	1.349	2.199	22.3

Table 25：SAR of LTE Band 66 for Head, Body and Product specific 10g SAR.

Note:

1) The maximum Scaled SAR value is marked in bold. Graph results refer to Appendix B.

2) Per KDB447498 D01, testing of other required channels within the operating mode of a frequency band is not required when the reported 1-g or 10-g SAR for the mid-band or highest output power channel is:

- ≤ 0.8W/kg for 1-g or 2.0W/kg for 10-g respectively, when the transmission band is ≤ 100MHz.

Unless otherwise agreed in writing, this document is issued by the Company subject to its General Conditions of Service printed overleaf, available on request or accessible at http://www.sgs.com/en/Terms-and-Conditions.aspx and, for electronic format documents, subject to Terms and Conditions for Electronic Documents at http://www.sgs.com/en/Terms-and-Conditions/Terms-e-Document.aspx. Attention is drawn to the limitation of liability, indemnification and jurisdiction issues defined therein. Any holder of this document is advised that information contained hereon reflects the Company's findings at the time of its intervention only and within the limits of Client's instructions, if any. The Company's sole responsibility is to its Client and this document does not exonerate parties to a transaction from exercising all their rights and obligations under the transaction documents. This document cannot be reproduced except in full, without prior written approval of the Company. Any unauthorized alteration, forgery or falsification of the content or appearance of this document is unlawful and offenders may be prosecuted to the fullest extent of the law. Unless otherwise stated the results shown in this test report refer only to the sample(s) tested and such sample(s) are retained for 30 days only.
Attention: To check the authenticity of testing /inspection report & certificate, please contact us at telephone: (86-755) 8307 1443, or email: CN.Doccheck@sgs.com
No.1 Workshop, M-10, Middle Section, Science & Technology Park, Shenzhen, China 518057 t (86-755) 26012053 f (86-755) 26710594 www.sgsgroup.com.cn
中国·深圳·科技园中区M-10栋一号厂房 邮编: 518057 t (86-755) 26012053 f (86-755) 26710594 sgs.china@sgs.com
Member of the SGS Group (SGS SA)

● ≤ 0.6 W/kg or 1.5 W/kg, for 1-g or 10-g respectively, when the transmission band is between 100 MHz and 200 MHz.

● ≤ 0.4 W/kg or 1.0 W/kg, for 1-g or 10-g respectively, when the transmission band is ≥ 200 MHz.

Test Position	Channel/ Frequency (MHz)	Measured SAR (1g)	1st Repeated SAR (1g)	Ratio	2nd Repeated SAR (1g)	3rd Repeated SAR (1g)
Bottom side	132572/1770	0.956	0.949	1.007	N/A	N/A
Note: 1) When the original highest measured SAR is ≥ 0.80 W/kg, the measurement was repeated once.						
2) A second repeated measurement was performed only if the ratio of largest to smallest SAR for the original and first repeated measurements was > 1.20 or when the original or repeated measurement was ≥ 1.45 W/kg (~ 10% from the 1-g SAR limit).						
3) A third repeated measurement was performed only if the original, first or second repeated measurement was ≥ 1.5 W/kg and the ratio of largest to smallest SAR for the original, first and second repeated measurements is > 1.20.						
4) Repeated measurements are not required when the original highest measured SAR is < 0.80 W/kg						

Unless otherwise agreed in writing, this document is issued by the Company subject to its General Conditions of Service printed overleaf, available on request or accessible at http://www.sgs.com/en/Terms-and-Conditions.aspx and, for electronic format documents, subject to Terms and Conditions for Electronic Documents at http://www.sgs.com/en/Terms-and-Conditions/Terms-e-Document.aspx. Attention is drawn to the limitation of liability, indemnification and jurisdiction issues defined therein. Any holder of this document is advised that information contained hereon reflects the Company's findings at the time of its intervention only and within the limits of Client's instructions, if any. The Company's sole responsibility is to its Client and this document does not exonerate parties to a transaction from exercising all their rights and obligations under the transaction documents. This document cannot be reproduced except in full, without prior written approval of the Company. Any unauthorized alteration, forgery or falsification of the content or appearance of this document is unlawful and offenders may be prosecuted to the fullest extent of the law. Unless otherwise stated the results shown in this test report refer only to the sample(s) tested and such sample(s) are retained for 30 days only.
Attention: To check the authenticity of testing /inspection report & certificate, please contact us at telephone: (86-755) 8307 1443, or email: CN.Doccheck@sgs.com

SGS-CSTC Standards Technical Services Co., Ltd. Shenzhen Branch
No.1 Workshop, M-10, Middle Section, Science & Technology Park, Shenzhen, China 518057 t (86-755) 26012053 f (86-755) 26710594 www.sgsgroup.com.cn
中国·深圳·科技园中区M-10栋一号厂房 邮编: 518057 t (86-755) 26012053 f (86-755) 26710594 sgs.china@sgs.com

8.3.11 SAR Result of WIFI 2.4G

Test position	Test mode	Test Ch./Freq.	Duty Cycle	Duty Cycle Scaled factor	SAR (W/kg)1-g	Power drift(dB)	Conducted power(dBm)	Tune up Limit(dBm)	Scaled factor	Scaled SAR(W/kg)	Liquid Temp.
Head Test data											
Left cheek	802.11b	11/2462	99.26%	1.007	0.851	0.01	18.13	19.00	1.222	**1.040**	22.0
Left cheek-repeat	802.11b	11/2462	99.26%	1.007	0.839	0.04	18.13	19.00	1.222	1.025	22.0
Left tilted	802.11b	11/2462	99.26%	1.007	0.654	0.03	18.13	19.00	1.222	0.799	22.0
Right cheek	802.11b	11/2462	99.26%	1.007	0.304	0.01	18.13	19.00	1.222	0.371	22.0
Right tilted	802.11b	11/2462	99.26%	1.007	0.185	0.05	18.13	19.00	1.222	0.226	22.0
Left cheek	802.11b	6/2437	99.26%	1.007	0.806	0.01	18.10	19.00	1.230	0.992	22.0
Left cheek	802.11b	1/2412	99.26%	1.007	0.785	0.01	18.09	19.00	1.233	0.968	22.0
Body worn Test data (Separate 5mm)											
Front side	802.11b	11/2462	99.26%	1.007	0.317	0.03	18.87	19.50	1.156	0.366	22.0
Back side	802.11b	11/2462	99.26%	1.007	0.750	0.14	18.87	19.50	1.156	**0.867**	22.0
Back side	802.11b	6/2437	99.26%	1.007	0.658	0.06	18.79	19.50	1.178	0.775	22.0
Back side	802.11b	1/2412	99.26%	1.007	0.687	0.06	18.74	19.50	1.191	0.818	22.0
Hotspot Test data (Separate 5mm)											
Front side	802.11b	11/2462	99.26%	1.007	0.317	0.03	18.87	19.50	1.156	0.366	22.0
Back side	802.11b	11/2462	99.26%	1.007	0.750	0.14	18.87	19.50	1.156	**0.867**	22.0
Right side	802.11b	11/2462	99.26%	1.007	0.217	0.03	18.87	19.50	1.156	0.251	22.0
Top side	802.11b	11/2462	99.26%	1.007	0.387	-0.05	18.87	19.50	1.156	0.447	22.0
Back side	802.11b	6/2437	99.26%	1.007	0.658	0.06	18.79	19.50	1.178	0.775	22.0
Back side	802.11b	1/2412	99.26%	1.007	0.687	0.06	18.74	19.50	1.191	0.818	22.0

Table 26：SAR of WIFI 2.4G for Head and Body.

Note:

1) The maximum Scaled SAR value is marked in bold. Graph results refer to Appendix B.

2) When the highest reported SAR for the initial test configuration is adjusted by the ratio of the subsequent test configuration to initial test configuration specified maximum output power and the adjusted SAR is ≤ 1.2 W/kg, SAR test for the other 802.11 modes are not required.

Test Position	Channel/ Frequency (MHz)	Measured SAR (1g)	1st Repeated SAR (1g)	Ratio	2nd Repeated SAR (1g)	3rd Repeated SAR (1g)
Left cheek	11/2462	0.851	0.839	1.014	N/A	N/A
Note: 1) When the original highest measured SAR is ≥ 0.80 W/kg, the measurement was repeated once.						
2) A second repeated measurement was performed only if the ratio of largest to smallest SAR for the original and first repeated measurements was > 1.20 or when the original or repeated measurement was ≥ 1.45 W/kg (~ 10% from the 1-g SAR limit).						
3) A third repeated measurement was performed only if the original, first or second repeated measurement was ≥ 1.5 W/kg and the ratio of largest to smallest SAR for the original, first and second repeated measurements is > 1.20.						
4) Repeated measurements are not required when the original highest measured SAR is < 0.80 W/kg						

Unless otherwise agreed in writing, this document is issued by the Company subject to its General Conditions of Service printed overleaf, available on request or accessible at http://www.sgs.com/en/Terms-and-Conditions.aspx and, for electronic format documents, subject to Terms and Conditions for Electronic Documents at http://www.sgs.com/en/Terms-and-Conditions/Terms-e-Document.aspx. Attention is drawn to the limitation of liability, indemnification and jurisdiction issues defined therein. Any holder of this document is advised that information contained hereon reflects the Company's findings at the time of its intervention only and within the limits of Client's instructions, if any. The Company's sole responsibility is to its Client and this document does not exonerate parties to a transaction from exercising all their rights and obligations under the transaction documents. This document cannot be reproduced except in full, without prior written approval of the Company. Any unauthorized alteration, forgery or falsification of the content or appearance of this document is unlawful and offenders may be prosecuted to the fullest extent of the law. Unless otherwise stated the results shown in this test report refer only to the sample(s) tested and such sample(s) are retained for 30 days only.
Attention: To check the authenticity of testing /inspection report & certificate, please contact us at telephone: (86-755) 8307 1443, or email: CN.Doccheck@sgs.com
SGS-CSTC Standards Technical Services Co., Ltd. Shenzhen Branch EMC Laboratory
No.1 Workshop, M-10, Middle Section, Science & Technology Park, Shenzhen, China 518057 t (86-755) 26012053 f (86-755) 26710594 www.sgsgroup.com.cn
中国·深圳·科技园中区M-10栋一号厂房 邮编: 518057 t (86-755) 26012053 f (86-755) 26710594 sgs.china@sgs.com
Member of the SGS Group (SGS SA)

8.3.12 SAR Result of WIFI 5G

Test position	Test mode	Test Ch./Freq.	Duty Cycle	Duty Cycle Scaled factor	SAR (W/kg)1-g	Power drift(dB)	Conducted power(dBm)	Tune up Limit(dBm)	Scaled factor	Scaled SAR(W/kg)	Liquid Temp.
Head Test data of U-NII-2A											
Left cheek	802.11a	60/5300	97.81%	1.022	0.370	-0.02	17.73	18.00	1.064	0.403	22.2
Left tilted	802.11a	60/5300	97.81%	1.022	0.684	-0.04	17.73	18.00	1.064	0.744	22.2
Right cheek	802.11a	60/5300	97.81%	1.022	0.559	0.03	17.73	18.00	1.064	0.608	22.2
Right tilted	802.11a	60/5300	97.81%	1.022	0.711	0.00	17.73	18.00	1.064	0.774	22.2
Head Test data of U-NII-2C											
Left cheek	802.11a	116/5580	97.81%	1.022	0.353	-0.02	17.42	18.00	1.143	0.412	22.2
Left tilted	802.11a	116/5580	97.81%	1.022	0.665	-0.06	17.42	18.00	1.143	0.777	22.2
Right cheek	802.11a	116/5580	97.81%	1.022	0.536	0.04	17.42	18.00	1.143	0.626	22.2
Right tilted	802.11a	116/5580	97.81%	1.022	0.692	0.05	17.42	18.00	1.143	0.809	22.2
Right tilted	802.11a	100/5500	97.81%	1.022	0.851	0.06	17.29	18.00	1.178	**1.025**	22.2
Right tilted	802.11a	140/5700	97.81%	1.022	0.558	0.03	17.24	18.00	1.191	0.680	22.2
Head Test data of U-NII-3											
Left cheek	802.11a	157/5785	97.81%	1.022	0.387	0.04	17.62	18.00	1.091	0.432	22.2
Left tilted	802.11a	157/5785	97.81%	1.022	0.699	0.06	17.62	18.00	1.091	0.780	22.2
Right cheek	802.11a	157/5785	97.81%	1.022	0.450	0.02	17.62	18.00	1.091	0.502	22.2
Right tilted	802.11a	157/5785	97.81%	1.022	0.617	0.05	17.62	18.00	1.091	0.688	22.2
Body worn Test data of U-NII-2A (Separate 5mm)											
Front side	802.11a	60/5300	97.81%	1.022	0.233	-0.05	17.73	18.00	1.064	0.253	22.2
Back side	802.11a	60/5300	97.81%	1.022	0.629	-0.02	17.73	18.00	1.064	0.684	22.2
Body worn Test data of U-NII-2C(Separate 5mm)											
Front side	802.11a	116/5580	97.81%	1.022	0.210	0.03	17.42	18.00	1.143	0.245	22.2
Back side	802.11a	116/5580	97.81%	1.022	0.637	0.05	17.42	18.00	1.143	**0.744**	22.2
Body worn Test data of U-NII-3 (Separate 5mm)											
Front side	802.11a	157/5785	97.81%	1.022	0.241	0.01	17.62	18.00	1.091	0.381	22.2
Back side	802.11a	157/5785	97.81%	1.022	0.621	0.06	17.62	18.00	1.091	0.693	22.2
Hotspot Test data of U-NII-1(Separate 5mm)											
Front side	802.11a	40/5200	97.81%	1.022	0.142	0.03	16.59	17.00	1.099	0.160	22.2
Back side	802.11a	40/5200	97.81%	1.022	0.376	0.07	16.59	17.00	1.099	0.422	22.2
Right side	802.11a	40/5200	97.81%	1.022	0.064	0.04	16.59	17.00	1.099	0.072	22.2
Top side	802.11a	40/5200	97.81%	1.022	0.892	-0.04	16.59	17.00	1.099	1.002	22.2
Top side	802.11a	36/5180	97.81%	1.022	0.840	0.04	16.36	17.00	1.159	0.995	22.2
Top side	802.11a	48/5240	97.81%	1.022	0.920	0.06	16.34	17.00	1.164	**1.095**	22.2
Hotspot Test data of U-NII-3 (Separate 5mm)											
Front side	802.11a	157/5785	97.81%	1.022	0.139	0.04	15.59	16.00	1.099	0.156	22.2
Back side	802.11a	157/5785	97.81%	1.022	0.535	0.03	15.59	16.00	1.099	0.601	22.2

Unless otherwise agreed in writing, this document is issued by the Company subject to its General Conditions of Service printed overleaf, available on request or accessible at http://www.sgs.com/en/Terms-and-Conditions.aspx and, for electronic format documents, subject to Terms and Conditions for Electronic Documents at http://www.sgs.com/en/Terms-and-Conditions/Terms-e-Document.aspx. Attention is drawn to the limitation of liability, indemnification and jurisdiction issues defined therein. Any holder of this document is advised that information contained hereon reflects the Company's findings at the time of its intervention only and within the limits of Client's instructions, if any. The Company's sole responsibility is to its Client and this document does not exonerate parties to a transaction from exercising all their rights and obligations under the transaction documents. This document cannot be reproduced except in full, without prior written approval of the Company. Any unauthorized alteration, forgery or falsification of the content or appearance of this document is unlawful and offenders may be prosecuted to the fullest extent of the law. Unless otherwise stated the results shown in this test report refer only to the sample(s) tested and such sample(s) are retained for 30 days only.
Attention: To check the authenticity of testing /inspection report & certificate, please contact us at telephone: (86-755) 8307 1443, or email: CN.Doccheck@sgs.com

SGS-CSTC Standards Technical Services Co., Ltd. Shenzhen Branch
No.1 Workshop, M-10, Middle Section, Science & Technology Park, Shenzhen, China 518057 t (86-755) 26012053 f (86-755) 26710594 www.sgsgroup.com.cn
中国·深圳·科技园中区M-10栋一号厂房 邮编: 518057 t (86-755) 26012053 f (86-755) 26710594 sgs.china@sgs.com

Right side	802.11a	157/5785	97.81%	1.022	0.140	0.01	15.59	16.00	1.099	0.157	22.2
Top side	802.11a	157/5785	97.81%	1.022	0.868	0.00	15.59	16.00	1.099	0.975	22.2
Top side	802.11a	149/5745	97.81%	1.022	0.818	0.08	15.56	16.00	1.107	0.925	22.2
Top side	802.11a	165/5825	97.81%	1.022	0.952	0.07	15.52	16.00	1.117	1.087	22.2
Top side-repeat	802.11a	165/5825	97.81%	1.022	0.950	-0.01	15.52	16.00	1.117	1.085	22.2
Test position	**Test mode**	**Test Ch./Freq.**	**Duty Cycle**	**Duty Cycle Scaled factor**	**SAR (W/kg)10-g**	**Power drift(dB)**	**Conducted power(dBm)**	**Tune up Limit(dBm)**	**Scaled factor**	**Scaled SAR(W/kg)**	**Liquid Temp.**
Product specific 10gSAR Test data of U-NII-2A(Separate 0mm)											
Front side	802.11a	60/5300	97.81%	1.022	0.248	0.08	17.73	18.00	1.064	0.270	22.2
Back side	802.11a	60/5300	97.81%	1.022	0.454	0.02	17.73	18.00	1.064	0.494	22.2
Right side	802.11a	60/5300	97.81%	1.022	0.099	0.01	17.73	18.00	1.064	0.108	22.2
Top side	802.11a	60/5300	97.81%	1.022	1.310	-0.09	17.73	18.00	1.064	**1.425**	22.2
Product specific 10gSAR Test data of U-NII-2C(Separate 0mm)											
Front side	802.11a	116/5580	97.81%	1.022	0.264	0.01	17.42	18.00	1.143	0.308	22.2
Back side	802.11a	116/5580	97.81%	1.022	0.424	0.09	17.42	18.00	1.143	0.495	22.2
Right side	802.11a	116/5580	97.81%	1.022	0.161	0.01	17.42	18.00	1.143	0.188	22.2
Top side	802.11a	116/5580	97.81%	1.022	1.150	0.07	17.42	18.00	1.143	1.344	22.2

Table 27：SAR of WIFI 5G for Head, Body and Product specific 10g SAR.

Note:

1) The maximum Scaled SAR value is marked in bold. Graph results refer to Appendix B.
2) When the highest reported SAR for the initial test configuration is adjusted by the ratio of the subsequent test configuration to initial test configuration specified maximum output power and the adjusted SAR is ⩽ 1.2 W/kg, SAR test for the other 802.11 modes are not required.

Test Position	**Channel/ Frequency (MHz)**	**Measured SAR (1g)**	**1st Repeated SAR (1g)**	**Ratio**	**2nd Repeated SAR (1g)**	**3rd Repeated SAR (1g)**
Top side	165/5825	0.952	0.950	1.002	N/A	N/A
Note: 1) When the original highest measured SAR is ≥ 0.80 W/kg, the measurement was repeated once.						
2) A second repeated measurement was performed only if the ratio of largest to smallest SAR for the original and first repeated measurements was > 1.20 or when the original or repeated measurement was ≥ 1.45 W/kg (~ 10% from the 1-g SAR limit).						
3) A third repeated measurement was performed only if the original, first or second repeated measurement was ≥ 1.5 W/kg and the ratio of largest to smallest SAR for the original, first and second repeated measurements is > 1.20.						
4) Repeated measurements are not required when the original highest measured SAR is < 0.80 W/kg						

Unless otherwise agreed in writing, this document is issued by the Company subject to its General Conditions of Service printed overleaf, available on request or accessible at http://www.sgs.com/en/Terms-and-Conditions.aspx and, for electronic format documents, subject to Terms and Conditions for Electronic Documents at http://www.sgs.com/en/Terms-and-Conditions/Terms-e-Document.aspx. Attention is drawn to the limitation of liability, indemnification and jurisdiction issues defined therein. Any holder of this document is advised that information contained hereon reflects the Company's findings at the time of its intervention only and within the limits of Client's instructions, if any. The Company's sole responsibility is to its Client and this document does not exonerate parties to a transaction from exercising all their rights and obligations under the transaction documents. This document cannot be reproduced except in full, without prior written approval of the Company. Any unauthorized alteration, forgery or falsification of the content or appearance of this document is unlawful and offenders may be prosecuted to the fullest extent of the law. Unless otherwise stated the results shown in this test report refer only to the sample(s) tested and such sample(s) are retained for 30 days only.
Attention: To check the authenticity of testing /inspection report & certificate, please contact us at telephone: (86-755) 8307 1443, or email: CN.Doccheck@sgs.com
No.1 Workshop, M-10, Middle Section, Science & Technology Park, Shenzhen, China 518057 t (86-755) 26012053 f (86-755) 26710594 www.sgsgroup.com.cn
中国·深圳·科技园中区M-10栋一号厂房 邮编: 518057 t (86-755) 26012053 f (86-755) 26710594 sgs.china@sgs.com
Member of the SGS Group (SGS SA)

8.3.13 SAR Result of BT

Test position	Test mode	Test Ch./Freq.	Duty Cycle	Duty Cycle Scaled factor	SAR (W/kg) 1-g	Power drift (dB)	Conducted power (dBm)	Tune up Limit (dBm)	Scaled factor	Scaled SAR (W/kg)	Liquid Temp.
Head Test data											
Left cheek	DH5	0/2402	81.60%	1.225	0.091	0.02	12.83	13.50	1.167	**0.106**	22.0
Left tilted	DH5	0/2402	81.60%	1.225	0.082	0.03	12.83	13.50	1.167	0.096	22.0
Right cheek	DH5	0/2402	81.60%	1.225	0.012	0.01	12.83	13.50	1.167	0.014	22.0
Right tilted	DH5	0/2402	81.60%	1.225	0.011	0.02	12.83	13.50	1.167	0.013	22.0
Hotspot Test data (Separate 5mm)											
Front side	DH5	0/2402	81.60%	1.225	0.012	0.03	12.83	13.50	1.167	0.014	22.0
Back side	DH5	0/2402	81.60%	1.225	0.051	-0.09	12.83	13.50	1.167	**0.060**	22.0
Right side	DH5	0/2402	81.60%	1.225	0.010	0.03	12.83	13.50	1.167	0.012	22.0
Top side	DH5	0/2402	81.60%	1.225	0.012	0.04	12.83	13.50	1.167	0.014	22.0

Table 28：SAR of BT for Head and Body.

Note:

1) The maximum Scaled SAR value is marked in bold. Graph results refer to Appendix B.
2) Per KDB447498 D01, testing of other required channels within the operating mode of a frequency band is not required when the reported 1-g or 10-g SAR for the mid-band or highest output power channel is:
   - ≤ 0.8W/kg for 1-g or 2.0W/kg for 10-g respectively, when the transmission band is ≤ 100MHz.
   - ≤ 0.6 W/kg or 1.5 W/kg, for 1-g or 10-g respectively, when the transmission band is between 100 MHz and 200 MHz.
   - ≤ 0.4 W/kg or 1.0 W/kg, for 1-g or 10-g respectively, when the transmission band is ≥ 200 MHz.

Unless otherwise agreed in writing, this document is issued by the Company subject to its General Conditions of Service printed overleaf, available on request or accessible at http://www.sgs.com/en/Terms-and-Conditions.aspx and, for electronic format documents, subject to Terms and Conditions for Electronic Documents at http://www.sgs.com/en/Terms-and-Conditions/Terms-e-Document.aspx. Attention is drawn to the limitation of liability, indemnification and jurisdiction issues defined therein. Any holder of this document is advised that information contained hereon reflects the Company's findings at the time of its intervention only and within the limits of Client's instructions, if any. The Company's sole responsibility is to its Client and this document does not exonerate parties to a transaction from exercising all their rights and obligations under the transaction documents. This document cannot be reproduced except in full, without prior written approval of the Company. Any unauthorized alteration, forgery or falsification of the content or appearance of this document is unlawful and offenders may be prosecuted to the fullest extent of the law. Unless otherwise stated the results shown in this test report refer only to the sample(s) tested and such sample(s) are retained for 30 days only.
Attention: To check the authenticity of testing /inspection report & certificate, please contact us at telephone: (86-755) 8307 1443, or email: CN.Doccheck@sgs.com
SGS-CSTC Standards Technical Services Co., Ltd. Shenzhen Branch
No.1 Workshop, M-10, Middle Section, Science & Technology Park, Shenzhen, China 518057 t (86-755) 26012053 f (86-755) 26710594 www.sgsgroup.com.cn
中国·深圳·科技园中区M-10栋一号厂房 邮编: 518057 t (86-755) 26012053 f (86-755) 26710594 sgs.china@sgs.com
Member of the SGS Group (SGS SA)

8.4 Multiple Transmitter Evaluation

8.4.1 Simultaneous SAR SAR test evaluation

- **Simultaneous Transmission Possibilities**

NO.	Simultaneous Tx Combination	Head	Body	Hotspot	Product Specific 10-g (0mm)
1	WWAN + WiFi 2.4G	Yes	Yes	Yes	Yes
2	WWAN + WiFi 5G	Yes	Yes	Yes	Yes
3	WWAN + WiFi 5G + BT	Yes	Yes	Yes	Yes

Note:
1) WiFi 2.4G and Bluetooth can't transmit simultaneously.
2) The device does not support DTM function.

Unless otherwise agreed in writing, this document is issued by the Company subject to its General Conditions of Service printed overleaf, available on request or accessible at http://www.sgs.com/en/Terms-and-Conditions.aspx and, for electronic format documents, subject to Terms and Conditions for Electronic Documents at http://www.sgs.com/en/Terms-and-Conditions/Terms-e-Document.aspx. Attention is drawn to the limitation of liability, indemnification and jurisdiction issues defined therein. Any holder of this document is advised that information contained hereon reflects the Company's findings at the time of its intervention only and within the limits of Client's instructions, if any. The Company's sole responsibility is to its Client and this document does not exonerate parties to a transaction from exercising all their rights and obligations under the transaction documents. This document cannot be reproduced except in full, without prior written approval of the Company. Any unauthorized alteration, forgery or falsification of the content or appearance of this document is unlawful and offenders may be prosecuted to the fullest extent of the law. Unless otherwise stated the results shown in this test report refer only to the sample(s) tested and such sample(s) are retained for 30 days only.
Attention: To check the authenticity of testing /inspection report & certificate, please contact us at telephone: (86-755) 8307 1443, or email: CN.Doccheck@sgs.com
SGS-CSTC Standards Technical Services Co., Ltd. Shenzhen Branch
No.1 Workshop, M-10, Middle Section, Science & Technology Park, Shenzhen, China 518057 t (86-755) 26012053 f (86-755) 26710594 www.sgsgroup.com.cn
中国·深圳·科技园中区M-10栋一号厂房 邮编: 518057 t (86-755) 26012053 f (86-755) 26710594 sgs.china@sgs.com
Member of the SGS Group (SGS SA)

8.4.2 Simultaneous Transmission SAR Summation Scenario

Head			Reported SAR				Summed SAR		
WWAN Band		Exposure Position	1	2	3	4	1+2	1+3	1+3+4
			WWAN	2.4GHz WLAN	5GHz WLAN	Bluetooth	Summed	Summed	Summed
			1g SAR (W/kg)	1g SAR (W/kg)	1g SAR (W/kg)	1g SAR (W/kg)	1g SAR (W/kg)	1g SAR (W/kg)	1g SAR (W/kg)
GSM	GSM850	Left Cheek	0.309	1.040	0.432	0.106	1.349	0.741	0.847
		Left Tilted	0.189	0.799	0.780	0.096	0.988	0.969	1.065
		Right Cheek	0.320	0.371	0.626	0.014	0.691	0.946	0.960
		Right Tilted	0.208	0.226	1.025	0.013	0.434	1.233	1.246
	GSM1900	Left Cheek	0.091	1.040	0.432	0.106	1.131	0.523	0.629
		Left Tilted	0.040	0.799	0.780	0.096	0.839	0.820	0.916
		Right Cheek	0.108	0.371	0.626	0.014	0.479	0.734	0.748
		Right Tilted	0.057	0.226	1.025	0.013	0.283	1.082	1.095
WCDMA	WCDMA II	Left Cheek	0.182	1.040	0.432	0.106	1.222	0.614	0.720
		Left Tilted	0.173	0.799	0.780	0.096	0.972	0.953	1.049
		Right Cheek	0.233	0.371	0.626	0.014	0.604	0.859	0.873
		Right Tilted	0.178	0.226	1.025	0.013	0.404	1.203	1.216
	WCDMA IV	Left Cheek	0.219	1.040	0.432	0.106	1.259	0.651	0.757
		Left Tilted	0.178	0.799	0.780	0.096	0.977	0.958	1.054
		Right Cheek	0.277	0.371	0.626	0.014	0.648	0.903	0.917
		Right Tilted	0.188	0.226	1.025	0.013	0.414	1.213	1.226
	WCDMA V	Left Cheek	0.250	1.040	0.432	0.106	1.290	0.682	0.788
		Left Tilted	0.148	0.799	0.780	0.096	0.947	0.928	1.024
		Right Cheek	0.276	0.371	0.626	0.014	0.647	0.902	0.916
		Right Tilted	0.162	0.226	1.025	0.013	0.388	1.187	1.200
LTE	LTE Band 2	Left Cheek	0.156	1.040	0.432	0.106	1.196	0.588	0.694
		Left Tilted	0.152	0.799	0.780	0.096	0.951	0.932	1.028
		Right Cheek	0.181	0.371	0.626	0.014	0.552	0.807	0.821
		Right Tilted	0.154	0.226	1.025	0.013	0.380	1.179	1.192
	LTE Band 4	Left Cheek	0.209	1.040	0.432	0.106	1.249	0.641	0.747
		Left Tilted	0.153	0.799	0.780	0.096	0.952	0.933	1.029
		Right Cheek	0.298	0.371	0.626	0.014	0.669	0.924	0.938
		Right Tilted	0.119	0.226	1.025	0.013	0.345	1.144	1.157
	LTE Band 5	Left Cheek	0.287	1.040	0.432	0.106	1.327	0.719	0.825
		Left Tilted	0.131	0.799	0.780	0.096	0.930	0.911	1.007
		Right Cheek	0.222	0.371	0.626	0.014	0.593	0.848	0.862
		Right Tilted	0.146	0.226	1.025	0.013	0.372	1.171	1.184
	LTE Band 7	Left Cheek	0.445	1.040	0.432	0.106	**1.485**	0.877	0.983
		Left Tilted	0.224	0.799	0.780	0.096	1.023	1.004	1.100
		Right Cheek	0.347	0.371	0.626	0.014	0.718	0.973	0.987
		Right Tilted	0.334	0.226	1.025	0.013	0.560	1.359	1.372
	LTE Band 66	Left Cheek	0.180	1.040	0.432	0.106	1.220	0.612	0.718
		Left Tilted	0.147	0.799	0.780	0.096	0.946	0.927	1.023
		Right Cheek	0.246	0.371	0.626	0.014	0.617	0.872	0.886
		Right Tilted	0.123	0.226	1.025	0.013	0.349	1.148	1.161

Unless otherwise agreed in writing, this document is issued by the Company subject to its General Conditions of Service printed overleaf, available on request or accessible at http://www.sgs.com/en/Terms-and-Conditions.aspx and, for electronic format documents, subject to Terms and Conditions for Electronic Documents at http://www.sgs.com/en/Terms-and-Conditions/Terms-e-Document.aspx. Attention is drawn to the limitation of liability, indemnification and jurisdiction issues defined therein. Any holder of this document is advised that information contained hereon reflects the Company's findings at the time of its intervention only and within the limits of Client's instructions, if any. The Company's sole responsibility is to its Client and this document does not exonerate parties to a transaction from exercising all their rights and obligations under the transaction documents. This document cannot be reproduced except in full, without prior written approval of the Company. Any unauthorized alteration, forgery or falsification of the content or appearance of this document is unlawful and offenders may be prosecuted to the fullest extent of the law. Unless otherwise stated the results shown in this test report refer only to the sample(s) tested and such sample(s) are retained for 30 days only.
Attention: To check the authenticity of testing /inspection report & certificate, please contact us at telephone: (86-755) 8307 1443, or email: CN.Doccheck@sgs.com

SGS-CSTC Standards Technical Services Co., Ltd. Shenzhen Branch
No.1 Workshop, M-10, Middle Section, Science & Technology Park, Shenzhen, China 518057 t (86-755) 26012053 f (86-755) 26710594 www.sgsgroup.com.cn
中国·深圳·科技园中区M-10栋一号厂房 邮编: 518057 t (86-755) 26012053 f (86-755) 26710594 sgs.china@sgs.com

Body worn			Reported SAR				Summed SAR			
WWAN Band		Exposure Position	1 WWAN 1g SAR (W/kg)	2 2.4GHz WLAN 1g SAR (W/kg)	3 5GHz WLAN 1g SAR (W/kg)	4 Bluetooth 1g SAR (W/kg)	1+2 Summed 1g SAR (W/kg)	1+3 Summed 1g SAR (W/kg)	1+3+4 Summed 1g SAR (W/kg)	SN
GSM	GSM850	Front at 5mm	0.644	0.366	0.253	0.014	1.010	0.897	0.911	
		Back at 5mm	1.232	0.867	0.744	0.060	2.099	1.976	2.036	5&6
	GSM1900	Front at 5mm	0.477	0.366	0.253	0.012	0.843	0.730	0.742	
		Back at 5mm	1.236	0.867	0.744	0.014	2.103	1.980	1.994	7&8
		Front at 10mm	0.435	/	/	/	/	/	/	
		Back at 17mm	0.405	/	/	/	/	/	/	
WCDMA	WCDMA II	Front at 5mm	0.670	0.366	0.253	0.012	1.036	0.923	0.935	
		Back at 5mm	1.253	0.867	0.744	0.014	2.120	1.997	2.011	9&10
		Front at 10mm	1.189	/	/	/	/	/	/	
		Back at 17mm	0.846	/	/	/	/	/	/	
	WCDMA IV	Front at 5mm	0.629	0.366	0.253	0.012	0.995	0.882	0.894	
		Back at 5mm	1.399	0.867	0.744	0.014	2.266	2.143	2.157	11&12
		Front at 10mm	1.141	/	/	/	/	/	/	
		Back at 17mm	0.800	/	/	/	/	/	/	
	WCDMA V	Front at 5mm	0.536	0.366	0.253	0.012	0.902	0.789	0.801	
		Back at 5mm	1.176	0.867	0.744	0.014	2.043	1.920	1.934	13&14
LTE	LTE Band 2	Front at 5mm	0.500	0.366	0.253	0.012	0.866	0.753	0.765	
		Back at 5mm	1.334	0.867	0.744	0.014	2.201	2.078	2.092	15&16
		Front at 10mm	1.057	/	/	/	/	/	/	
		Back at 17mm	0.876	/	/	/	/	/	/	
	LTE Band 4	Front at 5mm	0.629	0.366	0.253	0.012	0.995	0.882	0.894	
		Back at 5mm	1.266	0.867	0.744	0.014	2.133	2.010	2.024	17&18
		Front at 10mm	1.112	/	/	/	/	/	/	
		Back at 17mm	0.851	/	/	/	/	/	/	
	LTE Band 5	Front at 5mm	0.463	0.366	0.253	0.012	0.829	0.716	0.728	
		Back at 5mm	1.205	0.867	0.744	0.014	2.072	1.949	1.963	19&20
	LTE Band 7	Front at 5mm	1.127	0.366	0.253	0.012	1.493	1.380	1.392	
		Back at 5mm	1.407	0.867	0.744	0.014	2.274	2.151	2.165	21&22
		Front at 10mm	0.971	/	/	/	/	/	/	
		Back at 17mm	0.445	/	/	/	/	/	/	
	LTE Band 66	Front at 5mm	0.590	0.366	0.253	0.012	0.956	0.843	0.855	
		Back at 5mm	1.308	0.867	0.744	0.014	2.175	2.052	2.066	23&24
		Front at 10mm	1.091	/	/	/	/	/	/	
		Back at 17mm	0.954	/	/	/	/	/	/	

Unless otherwise agreed in writing, this document is issued by the Company subject to its General Conditions of Service printed overleaf, available on request or accessible at http://www.sgs.com/en/Terms-and-Conditions.aspx and, for electronic format documents, subject to Terms and Conditions for Electronic Documents at http://www.sgs.com/en/Terms-and-Conditions/Terms-e-Document.aspx. Attention is drawn to the limitation of liability, indemnification and jurisdiction issues defined therein. Any holder of this document is advised that information contained hereon reflects the Company's findings at the time of its intervention only and within the limits of Client's instructions, if any. The Company's sole responsibility is to its Client and this document does not exonerate parties to a transaction from exercising all their rights and obligations under the transaction documents. This document cannot be reproduced except in full, without prior written approval of the Company. Any unauthorized alteration, forgery or falsification of the content or appearance of this document is unlawful and offenders may be prosecuted to the fullest extent of the law. Unless otherwise stated the results shown in this test report refer only to the sample(s) tested and such sample(s) are retained for 30 days only.
Attention: To check the authenticity of testing /inspection report & certificate, please contact us at telephone: (86-755) 8307 1443, or email: CN.Doccheck@sgs.com

SGS-CSTC Standards Technical Services Co., Ltd. Shenzhen Branch
No.1 Workshop, M-10, Middle Section, Science & Technology Park, Shenzhen, China 518057 t (86-755) 26012053 f (86-755) 26710594 www.sgsgroup.com.cn
中国·深圳·科技园中区M-10栋一号厂房 邮编: 518057 t (86-755) 26012053 f (86-755) 26710594 sgs.china@sgs.com

Member of the SGS Group (SGS SA)

Hotspot			Reported SAR				Summed SAR			
WWAN Band		Exposure Position	1 WWAN 1g SAR (W/kg)	2 2.4GHz WLAN 1g SAR (W/kg)	3 5GHz WLAN 1g SAR (W/kg)	4 Bluetooth 1g SAR (W/kg)	1+2 Summed 1g SAR (W/kg)	1+3 Summed 1g SAR (W/kg)	1+3+4 Summed 1g SAR (W/kg)	SN
GSM	GSM850	Front at 5mm	0.574	0.366	0.160	0.014	0.940	0.734	0.748	
		Back at 5mm	0.994	0.867	0.601	0.060	1.861	1.595	1.655	1&2
		Left side at 5mm	0.365	/	/	/	/	/	/	
		Right side at 5mm	0.410	0.251	0.157	0.012	0.661	0.567	0.579	
		Top side at 5mm	/	0.447	1.095	0.014	/	/	/	
		Bottom side at 5mm	0.520	/	/	/	/	/	/	
	GSM1900	Front at 5mm	0.375	0.366	0.160	0.014	0.741	0.535	0.549	
		Back at 5mm	0.845	0.867	0.601	0.060	1.712	1.446	1.506	3&4
		Left side at 5mm	0.069	/	/	/	/	/	/	
		Right side at 5mm	0.043	0.251	0.157	0.012	0.294	0.200	0.212	
		Top side at 5mm	/	0.447	1.095	0.014	/	/	/	
		Bottom side at 5mm	1.197	/	/	/	/	/	/	
WCDMA	WCDMA II	Front at 5mm	0.670	0.366	0.160	0.014	1.036	0.830	0.844	
		Back at 5mm	1.253	0.867	0.601	0.060	2.120	1.854	1.914	
		Left side at 5mm	0.102	/	/	/	/	/	/	
		Right side at 5mm	0.027	0.251	0.157	0.012	0.278	0.184	0.196	
		Top side at 5mm	/	0.447	1.095	0.014	/	/	/	
		Bottom side at 5mm	1.446	/	/	/	/	/	/	
	WCDMA IV	Front at 5mm	0.629	0.366	0.160	0.014	0.995	0.789	0.803	
		Back at 5mm	1.399	0.867	0.601	0.060	2.266	2.000	2.060	
		Left side at 5mm	0.077	/	/	/	/	/	/	
		Right side at 5mm	0.068	0.251	0.157	0.012	0.319	0.225	0.237	
		Top side at 5mm	/	0.447	1.095	0.014	/	/	/	
		Bottom side at 5mm	1.401	/	/	/	/	/	/	
	WCDMA V	Front at 5mm	0.536	0.366	0.160	0.014	0.902	0.696	0.710	
		Back at 5mm	1.176	0.867	0.601	0.060	2.043	1.777	1.837	
		Left side at 5mm	0.239	/	/	/	/	/	/	
		Right side at 5mm	0.331	0.251	0.157	0.012	0.582	0.488	0.500	
		Top side at 5mm	/	0.447	1.095	0.014	/	/	/	
		Bottom side at 5mm	0.533	/	/	/	/	/	/	
LTE	LTE Band 2	Front at 5mm	0.500	0.366	0.160	0.014	0.866	0.660	0.674	
		Back at 5mm	1.334	0.867	0.601	0.060	2.201	1.935	1.995	
		Left side at 5mm	0.102	/	/	/	/	/	/	
		Right side at 5mm	0.053	0.251	0.157	0.012	0.304	0.210	0.222	
		Top side at 5mm	/	0.447	1.095	0.014	/	/	/	
		Bottom side at 5mm	1.330	/	/	/	/	/	/	
	LTE Band 4	Front at 5mm	0.629	0.366	0.160	0.014	0.995	0.789	0.803	
		Back at 5mm	1.273	0.867	0.601	0.060	2.140	1.874	1.934	
		Left side at 5mm	0.100	/	/	/	/	/	/	
		Right side at 5mm	0.110	0.251	0.157	0.012	0.361	0.267	0.279	
		Top side at 5mm	/	0.447	1.095	0.014	/	/	/	
		Bottom side at 5mm	1.288	/	/	/	/	/	/	
	LTE Band 5	Front at 5mm	0.463	0.366	0.160	0.014	0.829	0.623	0.637	
		Back at 5mm	1.205	0.867	0.601	0.060	2.072	1.806	1.866	
		Left side at 5mm	0.252	/	/	/	/	/	/	
		Right side at 5mm	0.162	0.251	0.157	0.012	0.413	0.319	0.331	
		Top side at 5mm	/	0.447	1.095	0.014	/	/	/	

Unless otherwise agreed in writing, this document is issued by the Company subject to its General Conditions of Service printed overleaf, available on request or accessible at http://www.sgs.com/en/Terms-and-Conditions.aspx and, for electronic format documents, subject to Terms and Conditions for Electronic Documents at http://www.sgs.com/en/Terms-and-Conditions/Terms-e-Document.aspx. Attention is drawn to the limitation of liability, indemnification and jurisdiction issues defined therein. Any holder of this document is advised that information contained hereon reflects the Company's findings at the time of its intervention only and within the limits of Client's instructions, if any. The Company's sole responsibility is to its Client and this document does not exonerate parties to a transaction from exercising all their rights and obligations under the transaction documents. This document cannot be reproduced except in full, without prior written approval of the Company. Any unauthorized alteration, forgery or falsification of the content or appearance of this document is unlawful and offenders may be prosecuted to the fullest extent of the law. Unless otherwise stated the results shown in this test report refer only to the sample(s) tested and such sample(s) are retained for 30 days only.
Attention: To check the authenticity of testing /inspection report & certificate, please contact us at telephone: (86-755) 8307 1443, or email: CN.Doccheck@sgs.com

SGS-CSTC Standards Technical Services Co., Ltd. Shenzhen Branch
No.1 Workshop, M-10, Middle Section, Science & Technology Park, Shenzhen, China 518057 t (86-755) 26012053 f (86-755) 26710594 www.sgsgroup.com.cn
中国·深圳·科技园中区M-10栋一号厂房 邮编: 518057 t (86-755) 26012053 f (86-755) 26710594 sgs.china@sgs.com

		Bottom side at 5mm	0.468	/	/	/	/	/	/	
	LTE Band 7	Front at 5mm	1.127	0.366	0.160	0.014	1.493	1.287	1.301	
		Back at 5mm	1.407	0.867	0.601	0.060	2.274	2.008	2.068	
		Left side at 5mm	0.622	/	/	/	/	/	/	
		Right side at 5mm	0.246	0.251	0.157	0.012	0.497	0.403	0.415	
		Top side at 5mm	/	0.447	1.095	0.014	/	/	/	
		Bottom side at 5mm	1.049	/	/	/	/	/	/	
	LTE Band 66	Front at 5mm	0.590	0.366	0.160	0.014	0.956	0.750	0.764	
		Back at 5mm	1.308	0.867	0.601	0.060	2.175	1.909	1.969	
		Left side at 5mm	0.127	/	/	/	/	/	/	
		Right side at 5mm	0.164	0.251	0.157	0.012	0.415	0.321	0.333	
		Top side at 5mm	/	0.447	1.095	0.014	/	/	/	
		Bottom side at 5mm	1.314	/	/	/	/	/	/	

Product specific 10gSAR			Reported SAR				Summed SAR		
WWAN Band		Exposure Position	1	2	3	4	1+2 Summed 10g SAR (W/kg)	1+3 Summed 10g SAR (W/kg)	1+3+4 Summed 10g SAR (W/kg)
			WWAN	2.4GHz WLAN	5GHz WLAN	Bluetooth			
			10g SAR (W/kg)	10g SAR (W/kg)	10g SAR (W/kg)	10g SAR (W/kg)			
GSM	GSM850	Front at 0mm	/	/	0.308	/	/	/	/
		Back at 0mm	0.674	/	0.495	/	/	1.169	/
		Left side at 0mm	/	/	/	/	/	/	/
		Right side at 0mm	/	/	0.188	/	/	/	/
		Top side at 0mm	/	/	1.425	/	/	/	/
		Bottom side at 0mm	/	/	/	/	/	/	/
	GSM1900	Front at 0mm	1.200	/	0.308	/	/	1.508	/
		Back at 0mm	2.461	/	0.495	/	/	2.956	/
		Left side at 0mm	/	/	/	/	/	/	/
		Right side at 0mm	/	/	0.188	/	/	/	/
		Top side at 0mm	/	/	1.425	/	/	/	/
		Bottom side at 0mm	2.743	/	/	/	/	/	/
WCDMA	WCDMA II	Front at 0mm	1.261	/	0.308	/	/	1.569	/
		Back at 0mm	2.428	/	0.495	/	/	2.923	/
		Left side at 0mm	/	/	/	/	/	/	/
		Right side at 0mm	/	/	0.188	/	/	/	/
		Top side at 0mm	/	/	1.425	/	/	/	/
		Bottom side at 0mm	2.847	/	/	/	/	/	/
	WCDMA IV	Front at 0mm	1.493	/	0.308	/	/	1.801	/
		Back at 0mm	2.789	/	0.495	/	/	3.284	/
		Left side at 0mm	/	/	/	/	/	/	/
		Right side at 0mm	/	/	0.188	/	/	/	/
		Top side at 0mm	/	/	1.425	/	/	/	/
		Bottom side at 0mm	2.815	/	/	/	/	/	/
LTE	LTE Band 2	Front at 0mm	1.238	/	0.308	/	/	1.546	/
		Back at 0mm	2.738	/	0.495	/	/	3.233	/
		Left side at 0mm	/	/	/	/	/	/	/
		Right side at 0mm	/	/	0.188	/	/	/	/
		Top side at 0mm	/	/	1.425	/	/	/	/
		Bottom side at 0mm	3.281	/	/	/	/	/	/
	LTE Band 4	Front at 0mm	1.456	/	0.308	/	/	1.764	/
		Back at 0mm	2.737	/	0.495	/	/	3.232	/
		Left side at 0mm	/	/	/	/	/	/	/

Unless otherwise agreed in writing, this document is issued by the Company subject to its General Conditions of Service printed overleaf, available on request or accessible at http://www.sgs.com/en/Terms-and-Conditions.aspx and, for electronic format documents, subject to Terms and Conditions for Electronic Documents at http://www.sgs.com/en/Terms-and-Conditions/Terms-e-Document.aspx. Attention is drawn to the limitation of liability, indemnification and jurisdiction issues defined therein. Any holder of this document is advised that information contained hereon reflects the Company's findings at the time of its intervention only and within the limits of Client's instructions, if any. The Company's sole responsibility is to its Client and this document does not exonerate parties to a transaction from exercising all their rights and obligations under the transaction documents. This document cannot be reproduced except in full, without prior written approval of the Company. Any unauthorized alteration, forgery or falsification of the content or appearance of this document is unlawful and offenders may be prosecuted to the fullest extent of the law. Unless otherwise stated the results shown in this test report refer only to the sample(s) tested and such sample(s) are retained for 30 days only.
Attention: To check the authenticity of testing /inspection report & certificate, please contact us at telephone: (86-755) 8307 1443, or email: CN.Doccheck@sgs.com

SGS-CSTC Standards Technical Services Co., Ltd. Shenzhen Branch
No.1 Workshop, M-10, Middle Section, Science & Technology Park, Shenzhen, China 518057 t (86-755) 26012053 f (86-755) 26710594 www.sgsgroup.com.cn
中国·深圳·科技园中区M-10栋一号厂房 邮编: 518057 t (86-755) 26012053 f (86-755) 26710594 sgs.china@sgs.com

		Right side at 0mm	/	/	0.188	/	/	/	/
		Top side at 0mm	/	/	1.425	/	/	/	/
		Bottom side at 0mm	2.682	/	/	/	/	/	/
	LTE Band 7	Front at 0mm	2.507	/	0.308	/	/	2.815	/
		Back at 0mm	3.105	/	0.495	/	/	**3.600**	/
		Left side at 0mm	1.628	/	/	/	/	/	/
		Right side at 0mm	/	/	0.188	/	/	/	/
		Top side at 0mm	/	/	1.425	/	/	/	/
		Bottom side at 0mm	1.342	/	/	/	/	/	/
	LTE Band 66	Front at 0mm	1.454	/	0.308	/	/	1.762	/
		Back at 0mm	2.517	/	0.495	/	/	3.012	/
		Left side at 0mm	/	/	/	/	/	/	/
		Right side at 0mm	/	/	0.188	/	/	/	/
		Top side at 0mm	/	/	1.425	/	/	/	/
		Bottom side at 0mm	2.279	/	/	/	/	/	/

Unless otherwise agreed in writing, this document is issued by the Company subject to its General Conditions of Service printed overleaf, available on request or accessible at http://www.sgs.com/en/Terms-and-Conditions.aspx and, for electronic format documents, subject to Terms and Conditions for Electronic Documents at http://www.sgs.com/en/Terms-and-Conditions/Terms-e-Document.aspx. Attention is drawn to the limitation of liability, indemnification and jurisdiction issues defined therein. Any holder of this document is advised that information contained hereon reflects the Company's findings at the time of its intervention only and within the limits of Client's instructions, if any. The Company's sole responsibility is to its Client and this document does not exonerate parties to a transaction from exercising all their rights and obligations under the transaction documents. This document cannot be reproduced except in full, without prior written approval of the Company. Any unauthorized alteration, forgery or falsification of the content or appearance of this document is unlawful and offenders may be prosecuted to the fullest extent of the law. Unless otherwise stated the results shown in this test report refer only to the sample(s) tested and such sample(s) are retained for 30 days only.
Attention: To check the authenticity of testing /inspection report & certificate, please contact us at telephone: (86-755) 8307 1443, or email: CN.Doccheck@sgs.com

SGS-CSTC Standards Technical Services Co., Ltd. Shenzhen Branch
No.1 Workshop, M-10, Middle Section, Science & Technology Park, Shenzhen, China 518057 t (86-755) 26012053 f (86-755) 26710594 www.sgsgroup.com.cn
中国·深圳·科技园中区M-10栋一号厂房 邮编: 518057 t (86-755) 26012053 f (86-755) 26710594 sgs.china@sgs.com

8.4.3 SPLSR Evaluation and Analysis

According to KDB447498 D01, When the sum of SAR is larger than the limit, SAR test exclusion is determined by the SAR to peak location separation ratio(SPLSR). When the SAR to peak location ratio for each pair of antennas is ≤1-g 0.04 and 10-g 0.10, simultaneous SAR evaluation is not required. When SAR is measured for both antennas in the pair, the peak location separation distance is computed by the following fomula:

$$\text{Distance}_{Tx1\text{-}Tx2} = R_i = \sqrt{(x_1 - x_2)^2 + (y_1 - y_2)^2 + (z_1 - z_2)^2}$$

$$\text{SPLS Ratio} = (SAR_1 + SAR_2)^{1.5}/R_i$$

Case No.	Position	Band	SAR (W/kg)	SAR peak location (cm)			3D distance (mm)	Summed SAR (W/kg)	SPLSR Results	Simultaneous SAR
				X	Y	Z				
1#	Back side	GSM 850	0.994	12.7	-46.5	-3.02	108.89	**1.861**	0.02	Not Required
		Wi-Fi 2.4G	0.867	-15.2	55.4	-29.4				

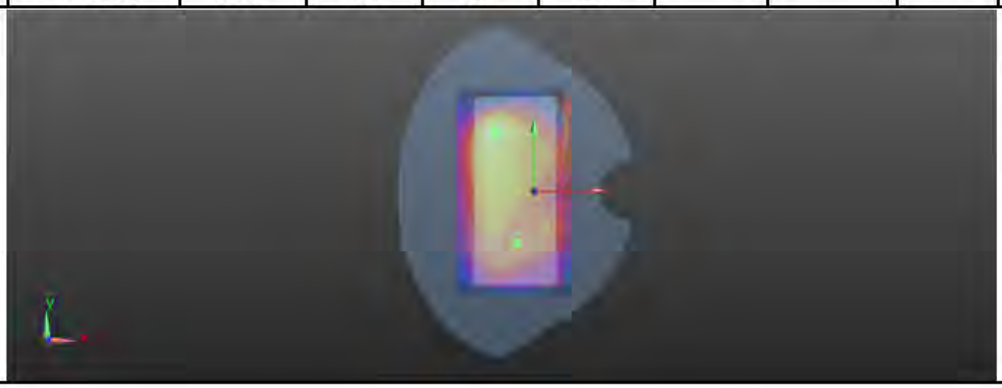

Case No.	Position	Band	SAR (W/kg)	SAR peak location (cm)			3D distance (mm)	Summed SAR (W/kg)	SPLSR Results	Simultaneous SAR
				X	Y	Z				
2#	Back side	GSM 850	0.994	12.7	-46.5	-3.02	105.703	**1.852**	0.02	Not Required
		Wi-Fi 5G	0.858	-3.2	58	-2.78				
		BT	0.060	-13.8	57.4	-2.99				
	Back side	GSM 850	0.994	12.7	-46.5	-3.02	107.226	**1.054**	0.01	Not Required
		BT	0.060	-13.8	57.4	-2.99				
		Wi-Fi 5G	0.858	-3.2	58	-2.78				



Unless otherwise agreed in writing, this document is issued by the Company subject to its General Conditions of Service printed overleaf, available on request or accessible at http://www.sgs.com/en/Terms-and-Conditions.aspx and, for electronic format documents, subject to Terms and Conditions for Electronic Documents at http://www.sgs.com/en/Terms-and-Conditions/Terms-e-Document.aspx. Attention is drawn to the limitation of liability, indemnification and jurisdiction issues defined therein. Any holder of this document is advised that information contained hereon reflects the Company's findings at the time of its intervention only and within the limits of Client's instructions, if any. The Company's sole responsibility is to its Client and this document does not exonerate parties to a transaction from exercising all their rights and obligations under the transaction documents. This document cannot be reproduced except in full, without prior written approval of the Company. Any unauthorized alteration, forgery or falsification of the content or appearance of this document is unlawful and offenders may be prosecuted to the fullest extent of the law. Unless otherwise stated the results shown in this test report refer only to the sample(s) tested and such sample(s) are retained for 30 days only.
Attention: To check the authenticity of testing /inspection report & certificate, please contact us at telephone: (86-755) 8307 1443, or email: CN.Doccheck@sgs.com

SGS-CSTC Standards Technical Services Co., Ltd. Shenzhen Branch
No.1 Workshop, M-10, Middle Section, Science & Technology Park, Shenzhen, China 518057 t (86-755) 26012053 f (86-755) 26710594 www.sgsgroup.com.cn
中国·深圳·科技园中区M-10栋一号厂房 邮编: 518057 t (86-755) 26012053 f (86-755) 26710594 sgs.china@sgs.com

Case No.	Position	Band	SAR (W/kg)	SAR peak location (cm)			3D distance (mm)	Summed SAR (W/kg)	SPLSR Results	Simultaneous SAR
				X	Y	Z				
3#	Back side	GSM 1900	0.845	-6.4	-68.8	-1.1	127.687	**1.712**	0.02	Not Required
		Wi-Fi 2.4G	0.867	-15.2	55.4	-29.4				

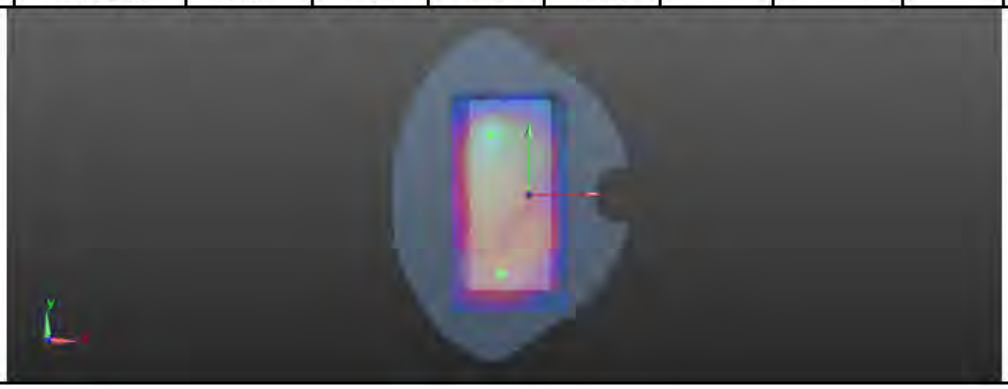

Case No.	Position	Band	SAR (W/kg)	SAR peak location (cm)			3D distance (mm)	Summed SAR (W/kg)	SPLSR Results	Simultaneous SAR
				X	Y	Z				
4#	Back side	GSM 1900	0.845	-6.4	-68.8	-1.1	126.851	**1.703**	0.02	Not Required
		Wi-Fi 5G	0.858	-3.2	58	-2.78				
		BT	0.060	-13.8	57.4	-2.99				
	Back side	GSM 1900	0.845	-6.4	-68.8	-1.1	126.431	**0.905**	0.01	Not Required
		BT	0.060	-13.8	57.4	-2.99				
		Wi-Fi 5G	0.858	-3.2	58	-2.78				

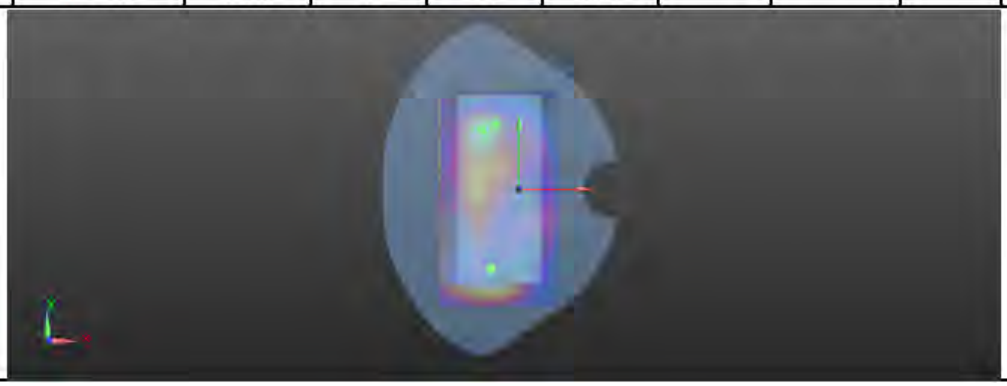

Unless otherwise agreed in writing, this document is issued by the Company subject to its General Conditions of Service printed overleaf, available on request or accessible at http://www.sgs.com/en/Terms-and-Conditions.aspx and, for electronic format documents, subject to Terms and Conditions for Electronic Documents at http://www.sgs.com/en/Terms-and-Conditions/Terms-e-Document.aspx. Attention is drawn to the limitation of liability, indemnification and jurisdiction issues defined therein. Any holder of this document is advised that information contained hereon reflects the Company's findings at the time of its intervention only and within the limits of Client's instructions, if any. The Company's sole responsibility is to its Client and this document does not exonerate parties to a transaction from exercising all their rights and obligations under the transaction documents. This document cannot be reproduced except in full, without prior written approval of the Company. Any unauthorized alteration, forgery or falsification of the content or appearance of this document is unlawful and offenders may be prosecuted to the fullest extent of the law. Unless otherwise stated the results shown in this test report refer only to the sample(s) tested and such sample(s) are retained for 30 days only.
Attention: To check the authenticity of testing /inspection report & certificate, please contact us at telephone: (86-755) 8307 1443, or email: CN.Doccheck@sgs.com

SGS-CSTC Standards Technical Services Co.,Ltd.
Shenzhen Branch Testing Center LLC Laboratory
No.1 Workshop, M-10, Middle Section, Science & Technology Park, Shenzhen, China 518057 t (86-755) 26012053 f (86-755) 26710594 www.sgsgroup.com.cn
中国·深圳·科技园中区M-10栋一号厂房 邮编: 518057 t (86-755) 26012053 f (86-755) 26710594 sgs.china@sgs.com

Case No.	Position	Band	SAR (W/kg)	SAR peak location (cm)			3D distance (mm)	Summed SAR (W/kg)	SPLSR Results	Simultaneous SAR
				X	Y	Z				
5#	Back side	GSM 850	1.232	-11	-68.6	-1.06	124.085	**2.099**	0.02	Not Required
		Wi-Fi 2.4G	0.867	-15.2	55.4	-2.94				

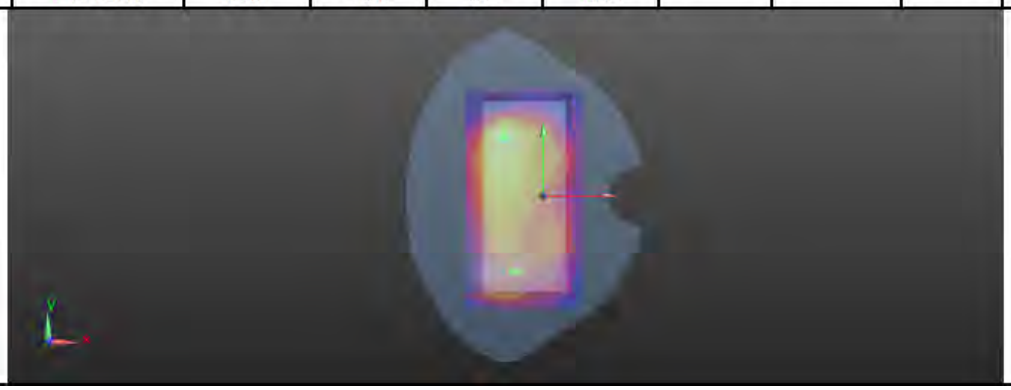

Case No.	Position	Band	SAR (W/kg)	SAR peak location (cm)			3D distance (mm)	Summed SAR (W/kg)	SPLSR Results	Simultaneous SAR
				X	Y	Z				
6#	Back side	GSM 850	1.232	-11	-68.6	-1.06	126.852	**2.090**	0.02	Not Required
		Wi-Fi 5G	0.858	-3.2	58	-2.78				
		BT	0.060	-13.8	57.4	-2.99				
	Back side	GSM 850	1.232	-11	-68.6	-1.06	126.046	**1.292**	0.01	Not Required
		BT	0.060	-13.8	57.4	-2.99				
		Wi-Fi 5G	0.858	-3.2	58	-2.78				

Unless otherwise agreed in writing, this document is issued by the Company subject to its General Conditions of Service printed overleaf, available on request or accessible at http://www.sgs.com/en/Terms-and-Conditions.aspx and, for electronic format documents, subject to Terms and Conditions for Electronic Documents at http://www.sgs.com/en/Terms-and-Conditions/Terms-e-Document.aspx. Attention is drawn to the limitation of liability, indemnification and jurisdiction issues defined therein. Any holder of this document is advised that information contained hereon reflects the Company's findings at the time of its intervention only and within the limits of Client's instructions, if any. The Company's sole responsibility is to its Client and this document does not exonerate parties to a transaction from exercising all their rights and obligations under the transaction documents. This document cannot be reproduced except in full, without prior written approval of the Company. Any unauthorized alteration, forgery or falsification of the content or appearance of this document is unlawful and offenders may be prosecuted to the fullest extent of the law. Unless otherwise stated the results shown in this test report refer only to the sample(s) tested and such sample(s) are retained for 30 days only.
Attention: To check the authenticity of testing /inspection report & certificate, please contact us at telephone: (86-755) 8307 1443, or email: CN.Doccheck@sgs.com

SGS-CSTC Standards Technical Services Co.,Ltd.
Shenzhen Branch Testing Center LLC Laboratory
No.1 Workshop, M-10, Middle Section, Science & Technology Park, Shenzhen, China 518057 t (86-755) 26012053 f (86-755) 26710594 www.sgsgroup.com.cn
中国·深圳·科技园中区M-10栋一号厂房 邮编: 518057 t (86-755) 26012053 f (86-755) 26710594 sgs.china@sgs.com

Case No.	Position	Band	SAR (W/kg)	SAR peak location (cm)			3D distance (mm)	Summed SAR (W/kg)	SPLSR Results	Simultaneous SAR
				X	Y	Z				
7#	Back side	GSM 1900	1.236	-8.5	-76.6	-0.97	132.185	**2.103**	0.02	Not Required
		Wi-Fi 2.4G	0.867	-15.2	55.4	-2.94				

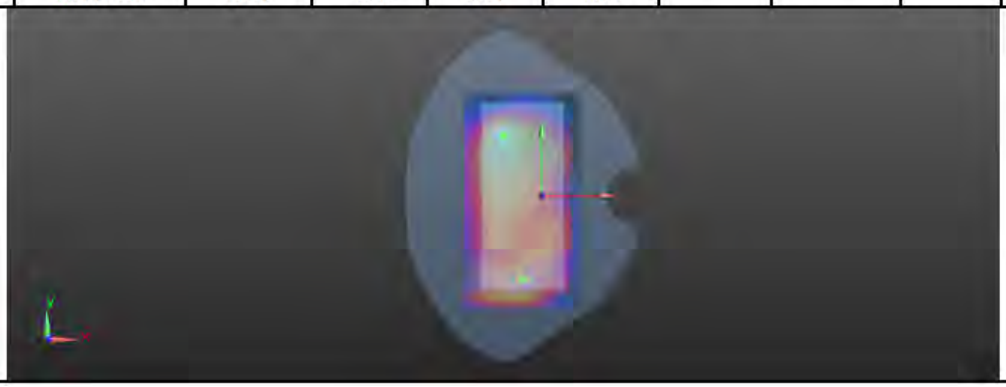

Case No.	Position	Band	SAR (W/kg)	SAR peak location (cm)			3D distance (mm)	Summed SAR (W/kg)	SPLSR Results	Simultaneous SAR
				X	Y	Z				
8#	Back side	GSM 1900	1.236	-8.5	-76.6	-0.97	134.716	**2.094**	0.02	Not Required
		Wi-Fi 5G	0.858	-3.2	58	-2.78				
		BT	0.060	-13.8	57.4	-2.99				
	Back side	GSM 1900	1.236	-8.5	-76.6	-0.97	134.120	**1.296**	0.01	Not Required
		BT	0.060	-13.8	57.4	-2.99				
		Wi-Fi 5G	0.858	-3.2	58	-2.78				

Unless otherwise agreed in writing, this document is issued by the Company subject to its General Conditions of Service printed overleaf, available on request or accessible at http://www.sgs.com/en/Terms-and-Conditions.aspx and, for electronic format documents, subject to Terms and Conditions for Electronic Documents at http://www.sgs.com/en/Terms-and-Conditions/Terms-e-Document.aspx. Attention is drawn to the limitation of liability, indemnification and jurisdiction issues defined therein. Any holder of this document is advised that information contained hereon reflects the Company's findings at the time of its intervention only and within the limits of Client's instructions, if any. The Company's sole responsibility is to its Client and this document does not exonerate parties to a transaction from exercising all their rights and obligations under the transaction documents. This document cannot be reproduced except in full, without prior written approval of the Company. Any unauthorized alteration, forgery or falsification of the content or appearance of this document is unlawful and offenders may be prosecuted to the fullest extent of the law. Unless otherwise stated the results shown in this test report refer only to the sample(s) tested and such sample(s) are retained for 30 days only.
Attention: To check the authenticity of testing /inspection report & certificate, please contact us at telephone: (86-755) 8307 1443, or email: CN.Doccheck@sgs.com

SGS-CSTC Standards Technical Services Co., Ltd. Shenzhen Branch
No.1 Workshop, M-10, Middle Section, Science & Technology Park, Shenzhen, China 518057 t (86-755) 26012053 f (86-755) 26710594 www.sgsgroup.com.cn
中国·深圳·科技园中区M-10栋一号厂房 邮编: 518057 t (86-755) 26012053 f (86-755) 26710594 sgs.china@sgs.com

Case No.	Position	Band	SAR (W/kg)	SAR peak location (cm)			3D distance (mm)	Summed SAR (W/kg)	SPLSR Results	Simultaneous SAR
				X	Y	Z				
9#	Back side	WCDMA Band II	1.253	-7.5	-89.5	-0.72	145.121	**2.120**	0.02	Not Required
		Wi-Fi 2.4G	0.867	-15.2	55.4	-2.94				

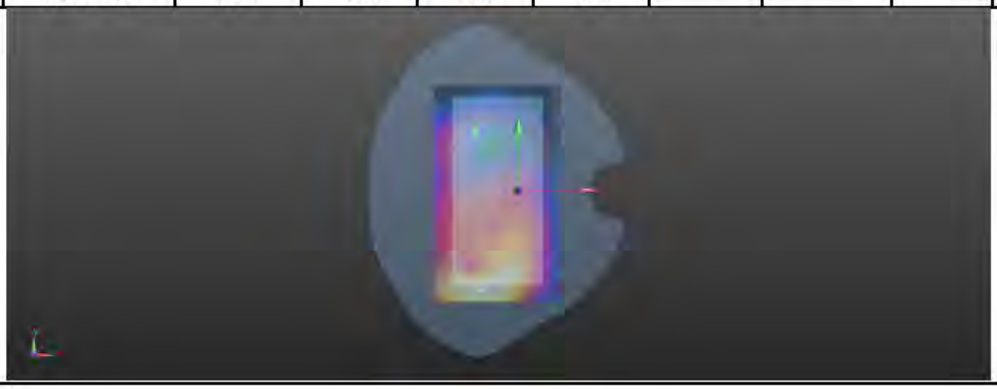

Case No.	Position	Band	SAR (W/kg)	SAR peak location (cm)			3D distance (mm)	Summed SAR (W/kg)	SPLSR Results	Simultaneous SAR
				X	Y	Z				
10#	Back side	WCDMA Band II	1.253	-7.5	-89.5	-0.72	147.577	**2.111**	0.02	Not Required
		Wi-Fi 5G	0.858	-3.2	58	-2.78				
		BT	0.060	-13.8	57.4	-2.99				
	Back side	WCDMA Band II	1.253	-7.5	-89.5	-0.72	147.053	**1.313**	0.01	Not Required
		BT	0.060	-13.8	57.4	-2.99				
		Wi-Fi 5G	0.858	-3.2	58	-2.78				

Unless otherwise agreed in writing, this document is issued by the Company subject to its General Conditions of Service printed overleaf, available on request or accessible at http://www.sgs.com/en/Terms-and-Conditions.aspx and, for electronic format documents, subject to Terms and Conditions for Electronic Documents at http://www.sgs.com/en/Terms-and-Conditions/Terms-e-Document.aspx. Attention is drawn to the limitation of liability, indemnification and jurisdiction issues defined therein. Any holder of this document is advised that information contained hereon reflects the Company's findings at the time of its intervention only and within the limits of Client's instructions, if any. The Company's sole responsibility is to its Client and this document does not exonerate parties to a transaction from exercising all their rights and obligations under the transaction documents. This document cannot be reproduced except in full, without prior written approval of the Company. Any unauthorized alteration, forgery or falsification of the content or appearance of this document is unlawful and offenders may be prosecuted to the fullest extent of the law. Unless otherwise stated the results shown in this test report refer only to the sample(s) tested and such sample(s) are retained for 30 days only.
Attention: To check the authenticity of testing /inspection report & certificate, please contact us at telephone: (86-755) 8307 1443, or email: CN.Doccheck@sgs.com

No.1 Workshop, M-10, Middle Section, Science & Technology Park, Shenzhen, China 518057 t (86–755) 26012053 f (86–755) 26710594 www.sgsgroup.com.cn
中国·深圳·科技园中区M–10栋一号厂房 邮编: 518057 t (86–755) 26012053 f (86–755) 26710594 sgs.china@sgs.com

Case No.	Position	Band	SAR (W/kg)	SAR peak location (cm)			3D distance (mm)	Summed SAR (W/kg)	SPLSR Results	Simultaneous SAR
				X	Y	Z				
11#	Back side	WCDMA Band IV	1.399	-18.9	-85.8	-0.95	141.262	**2.266**	0.02	Not Required
		Wi-Fi 2.4G	0.867	-15.2	55.4	-2.94				

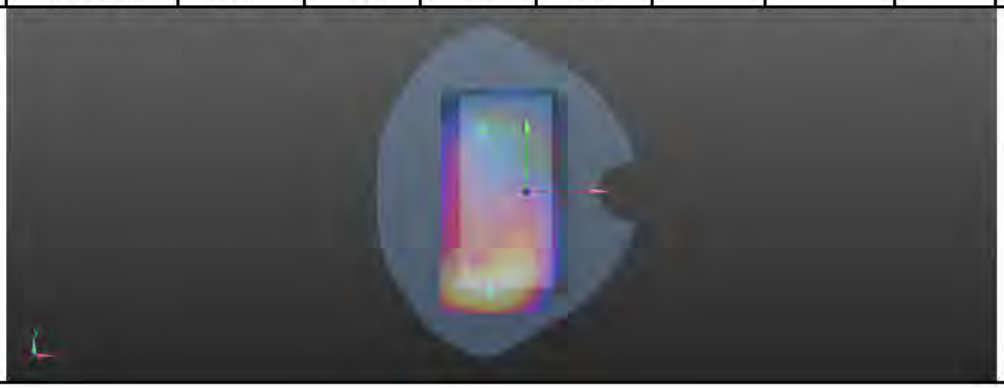

Case No.	Position	Band	SAR (W/kg)	SAR peak location (cm)			3D distance (mm)	Summed SAR (W/kg)	SPLSR Results	Simultaneous SAR
				X	Y	Z				
12#	Back side	WCDMA Band IV	1.399	-18.9	-85.8	-0.95	144.666	**2.257**	0.02	Not Required
		Wi-Fi 5G	0.858	-3.2	58	-2.78				
		BT	0.060	-13.8	57.4	-2.99				
	Back side	WCDMA Band IV	1.399	-18.9	-85.8	-0.95	143.305	**1.459**	0.01	Not Required
		BT	0.060	-13.8	57.4	-2.99				
		Wi-Fi 5G	0.858	-3.2	58	-2.78				

Unless otherwise agreed in writing, this document is issued by the Company subject to its General Conditions of Service printed overleaf, available on request or accessible at http://www.sgs.com/en/Terms-and-Conditions.aspx and, for electronic format documents, subject to Terms and Conditions for Electronic Documents at http://www.sgs.com/en/Terms-and-Conditions/Terms-e-Document.aspx. Attention is drawn to the limitation of liability, indemnification and jurisdiction issues defined therein. Any holder of this document is advised that information contained hereon reflects the Company's findings at the time of its intervention only and within the limits of Client's instructions, if any. The Company's sole responsibility is to its Client and this document does not exonerate parties to a transaction from exercising all their rights and obligations under the transaction documents. This document cannot be reproduced except in full, without prior written approval of the Company. Any unauthorized alteration, forgery or falsification of the content or appearance of this document is unlawful and offenders may be prosecuted to the fullest extent of the law. Unless otherwise stated the results shown in this test report refer only to the sample(s) tested and such sample(s) are retained for 30 days only.
Attention: To check the authenticity of testing /inspection report & certificate, please contact us at telephone: (86-755) 8307 1443, or email: CN.Doccheck@sgs.com

No.1 Workshop, M-10, Middle Section, Science & Technology Park, Shenzhen, China 518057 t (86-755) 26012053 f (86-755) 26710594 www.sgsgroup.com.cn
中国·深圳·科技园中区M-10栋一号厂房 邮编: 518057 t (86-755) 26012053 f (86-755) 26710594 sgs.china@sgs.com

Case No.	Position	Band	SAR (W/kg)	SAR peak location (cm)			3D distance (mm)	Summed SAR (W/kg)	SPLSR Results	Simultaneous SAR
				X	Y	Z				
13#	Back side	WCDMA Band V	1.176	-6.2	-65.4	-1.03	121.150	**2.043**	0.02	Not Required
		Wi-Fi 2.4G	0.867	-15.2	55.4	-2.94				

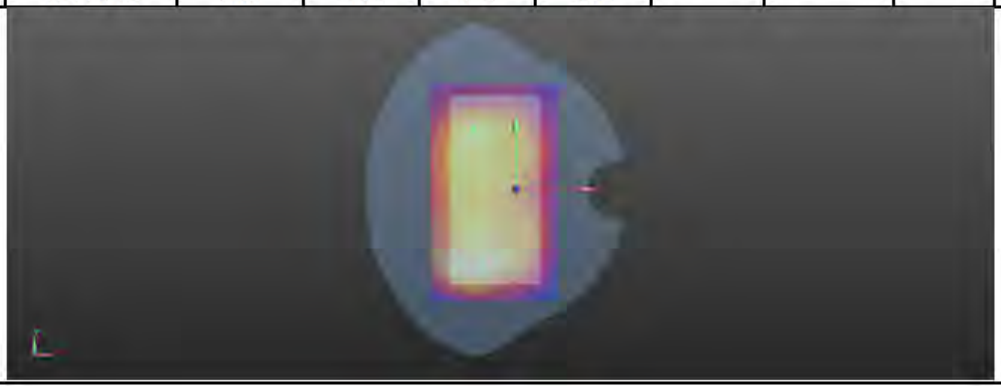

Case No.	Position	Band	SAR (W/kg)	SAR peak location (cm)			3D distance (mm)	Summed SAR (W/kg)	SPLSR Results	Simultaneous SAR
				X	Y	Z				
14#	Back side	WCDMA Band V	1.176	-6.2	-65.4	-1.03	123.449	**2.034**	0.02	Not Required
		Wi-Fi 5G	0.858	-3.2	58	-2.78				
		BT	0.060	-13.8	57.4	-2.99				
	Back side	WCDMA Band V	1.176	-6.2	-65.4	-1.03	123.051	**1.236**	0.01	Not Required
		BT	0.060	-13.8	57.4	-2.99				
		Wi-Fi 5G	0.858	-3.2	58	-2.78				

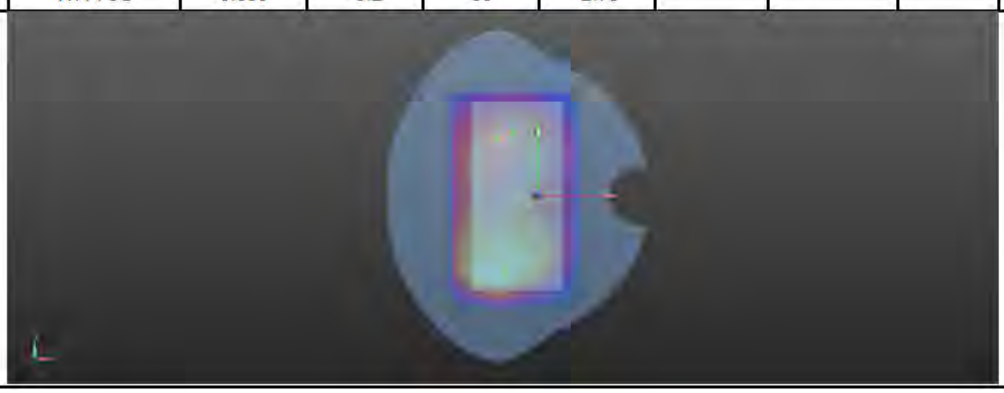

Unless otherwise agreed in writing, this document is issued by the Company subject to its General Conditions of Service printed overleaf, available on request or accessible at http://www.sgs.com/en/Terms-and-Conditions.aspx and, for electronic format documents, subject to Terms and Conditions for Electronic Documents at http://www.sgs.com/en/Terms-and-Conditions/Terms-e-Document.aspx. Attention is drawn to the limitation of liability, indemnification and jurisdiction issues defined therein. Any holder of this document is advised that information contained hereon reflects the Company's findings at the time of its intervention only and within the limits of Client's instructions, if any. The Company's sole responsibility is to its Client and this document does not exonerate parties to a transaction from exercising all their rights and obligations under the transaction documents. This document cannot be reproduced except in full, without prior written approval of the Company. Any unauthorized alteration, forgery or falsification of the content or appearance of this document is unlawful and offenders may be prosecuted to the fullest extent of the law. Unless otherwise stated the results shown in this test report refer only to the sample(s) tested and such sample(s) are retained for 30 days only.
Attention: To check the authenticity of testing /inspection report & certificate, please contact us at telephone: (86-755) 8307 1443, or email: CN.Doccheck@sgs.com

SGS-CSTC Standards Technical Services Co., Ltd. Shenzhen Branch
No.1 Workshop, M-10, Middle Section, Science & Technology Park, Shenzhen, China 518057 t (86-755) 26012053 f (86-755) 26710594 www.sgsgroup.com.cn
中国·深圳·科技园中区M-10栋一号厂房 邮编: 518057 t (86-755) 26012053 f (86-755) 26710594 sgs.china@sgs.com

Case No.	Position	Band	SAR (W/kg)	SAR peak location (cm)			3D distance (mm)	Summed SAR (W/kg)	SPLSR Results	Simultaneous SAR
				X	Y	Z				
15#	Back side	LTE Band 2	1.334	-9.2	-92.9	-0.81	148.437	**2.201**	0.02	Not Required
		Wi-Fi 2.4G	0.867	-15.2	55.4	-2.94				

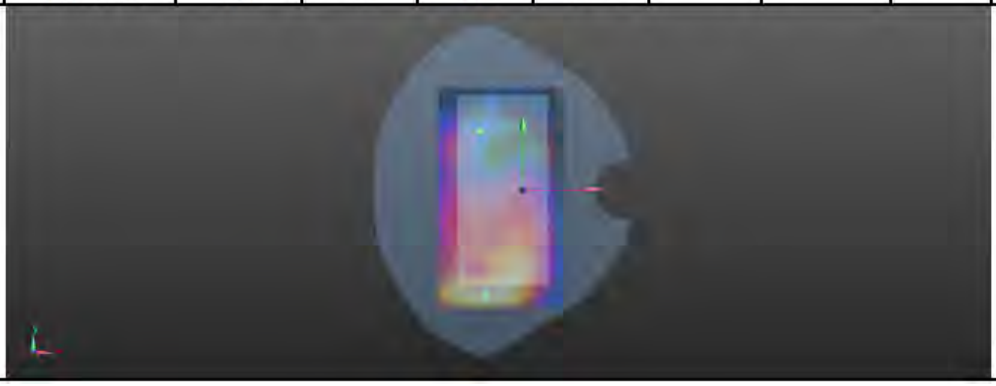

Case No.	Position	Band	SAR (W/kg)	SAR peak location (cm)			3D distance (mm)	Summed SAR (W/kg)	SPLSR Results	Simultaneous SAR
				X	Y	Z				
16#	Back side	LTE Band 2	1.334	-9.2	-92.9	-0.81	151.032	**2.192**	0.02	Not Required
		Wi-Fi 5G	0.858	-3.2	58	-2.78				
		BT	0.060	-13.8	57.4	-2.99				
	Back side	LTE Band 2	1.334	-9.2	-92.9	-0.81	150.386	**1.394**	0.01	Not Required
		BT	0.060	-13.8	57.4	-2.99				
		Wi-Fi 5G	0.858	-3.2	58	-2.78				

Unless otherwise agreed in writing, this document is issued by the Company subject to its General Conditions of Service printed overleaf, available on request or accessible at http://www.sgs.com/en/Terms-and-Conditions.aspx and, for electronic format documents, subject to Terms and Conditions for Electronic Documents at http://www.sgs.com/en/Terms-and-Conditions/Terms-e-Document.aspx. Attention is drawn to the limitation of liability, indemnification and jurisdiction issues defined therein. Any holder of this document is advised that information contained hereon reflects the Company's findings at the time of its intervention only and within the limits of Client's instructions, if any. The Company's sole responsibility is to its Client and this document does not exonerate parties to a transaction from exercising all their rights and obligations under the transaction documents. This document cannot be reproduced except in full, without prior written approval of the Company. Any unauthorized alteration, forgery or falsification of the content or appearance of this document is unlawful and offenders may be prosecuted to the fullest extent of the law. Unless otherwise stated the results shown in this test report refer only to the sample(s) tested and such sample(s) are retained for 30 days only.
Attention: To check the authenticity of testing /inspection report & certificate, please contact us at telephone: (86-755) 8307 1443, or email: CN.Doccheck@sgs.com

SGS-CSTC Standards Technical Services Co., Ltd. Shenzhen Branch Electrical Services Co., Ltd. Electrical Member EMC Laboratory
No.1 Workshop, M-10, Middle Section, Science & Technology Park, Shenzhen, China 518057 t (86-755) 26012053 f (86-755) 26710594 www.sgsgroup.com.cn
中国·深圳·科技园中区M-10栋一号厂房 邮编: 518057 t (86-755) 26012053 f (86-755) 26710594 sgs.china@sgs.com

Member of the SGS Group (SGS SA)

Case No.	Position	Band	SAR (W/kg)	SAR peak location (cm)			3D distance (mm)	Summed SAR (W/kg)	SPLSR Results	Simultaneous SAR
				X	Y	Z				
17#	Back side	LTE Band 4	1.266	-16.8	-93	-0.81	148.424	**2.133**	0.02	Not Required
		Wi-Fi 2.4G	0.867	-15.2	55.4	-2.94				

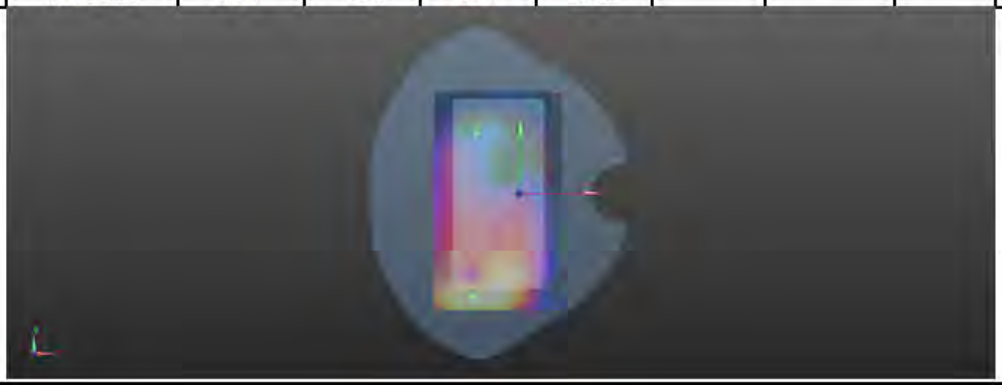

Case No.	Position	Band	SAR (W/kg)	SAR peak location (cm)			3D distance (mm)	Summed SAR (W/kg)	SPLSR Results	Simultaneous SAR
				X	Y	Z				
18#	Back side	LTE Band 4	1.266	-16.8	-93	-0.81	151.624	**2.124**	0.02	Not Required
		Wi-Fi 5G	0.858	-3.2	58	-2.78				
		BT	0.060	-13.8	57.4	-2.99				
	Back side	LTE Band 4	1.266	-16.8	-93	-0.81	150.446	**1.326**	0.01	Not Required
		BT	0.060	-13.8	57.4	-2.99				
		Wi-Fi 5G	0.858	-3.2	58	-2.78				

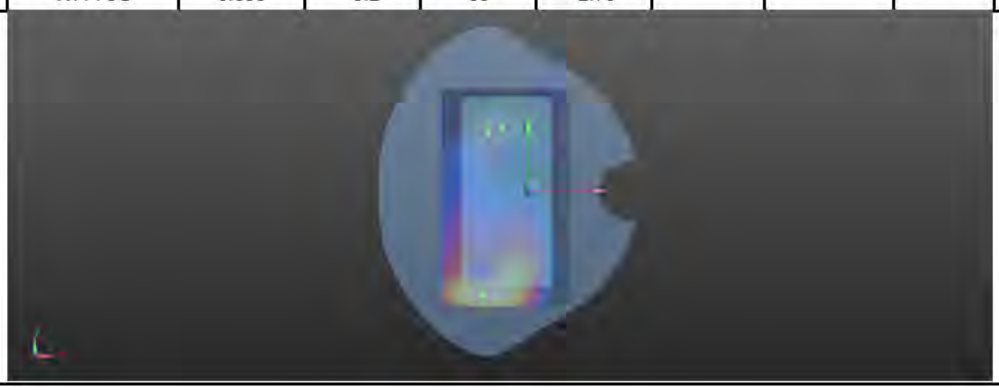

Unless otherwise agreed in writing, this document is issued by the Company subject to its General Conditions of Service printed overleaf, available on request or accessible at http://www.sgs.com/en/Terms-and-Conditions.aspx and, for electronic format documents, subject to Terms and Conditions for Electronic Documents at http://www.sgs.com/en/Terms-and-Conditions/Terms-e-Document.aspx. Attention is drawn to the limitation of liability, indemnification and jurisdiction issues defined therein. Any holder of this document is advised that information contained hereon reflects the Company's findings at the time of its intervention only and within the limits of Client's instructions, if any. The Company's sole responsibility is to its Client and this document does not exonerate parties to a transaction from exercising all their rights and obligations under the transaction documents. This document cannot be reproduced except in full, without prior written approval of the Company. Any unauthorized alteration, forgery or falsification of the content or appearance of this document is unlawful and offenders may be prosecuted to the fullest extent of the law. Unless otherwise stated the results shown in this test report refer only to the sample(s) tested and such sample(s) are retained for 30 days only.
Attention: To check the authenticity of testing /inspection report & certificate, please contact us at telephone: (86-755) 8307 1443, or email: CN.Doccheck@sgs.com

SGS-CSTC Standards Technical Services Co., Ltd. Shenzhen Branch
No.1 Workshop, M-10, Middle Section, Science & Technology Park, Shenzhen, China 518057 t (86-755) 26012053 f (86-755) 26710594 www.sgsgroup.com.cn
中国·深圳·科技园中区M-10栋一号厂房 邮编: 518057 t (86-755) 26012053 f (86-755) 26710594 sgs.china@sgs.com

Case No.	Position	Band	SAR (W/kg)	SAR peak location (cm)			3D distance (mm)	Summed SAR (W/kg)	SPLSR Results	Simultaneous SAR
				X	Y	Z				
19#	Back side	LTE Band 5	1.205	-11	-67	-1.06	122.486	**2.072**	0.02	Not Required
		Wi-Fi 2.4G	0.867	-15.2	55.4	-2.94				

Case No.	Position	Band	SAR (W/kg)	SAR peak location (cm)			3D distance (mm)	Summed SAR (W/kg)	SPLSR Results	Simultaneous SAR
				X	Y	Z				
20#	Back side	LTE Band 5	1.205	-11	-67	-1.06	125.255	**2.063**	0.02	Not Required
		Wi-Fi 5G	0.858	-3.2	58	-2.78				
		BT	0.060	-13.8	57.4	-2.99				
	Back side	LTE Band 5	1.205	-11	-67	-1.06	124.446	**1.265**	0.01	Not Required
		BT	0.060	-13.8	57.4	-2.99				
		Wi-Fi 5G	0.858	-3.2	58	-2.78				

Unless otherwise agreed in writing, this document is issued by the Company subject to its General Conditions of Service printed overleaf, available on request or accessible at http://www.sgs.com/en/Terms-and-Conditions.aspx and, for electronic format documents, subject to Terms and Conditions for Electronic Documents at http://www.sgs.com/en/Terms-and-Conditions/Terms-e-Document.aspx. Attention is drawn to the limitation of liability, indemnification and jurisdiction issues defined therein. Any holder of this document is advised that information contained hereon reflects the Company's findings at the time of its intervention only and within the limits of Client's instructions, if any. The Company's sole responsibility is to its Client and this document does not exonerate parties to a transaction from exercising all their rights and obligations under the transaction documents. This document cannot be reproduced except in full, without prior written approval of the Company. Any unauthorized alteration, forgery or falsification of the content or appearance of this document is unlawful and offenders may be prosecuted to the fullest extent of the law. Unless otherwise stated the results shown in this test report refer only to the sample(s) tested and such sample(s) are retained for 30 days only.
Attention: To check the authenticity of testing /inspection report & certificate, please contact us at telephone: (86-755) 8307 1443, or email: CN.Doccheck@sgs.com

Case No.	Position	Band	SAR (W/kg)	SAR peak location (cm)			3D distance (mm)	Summed SAR (W/kg)	SPLSR Results	Simultaneous SAR
				X	Y	Z				
21#	Back side	LTE Band 7	1.407	28.6	-40	-2.78	104.974	**2.274**	0.03	Not Required
		Wi-Fi 2.4G	0.867	-15.2	55.4	-2.94				

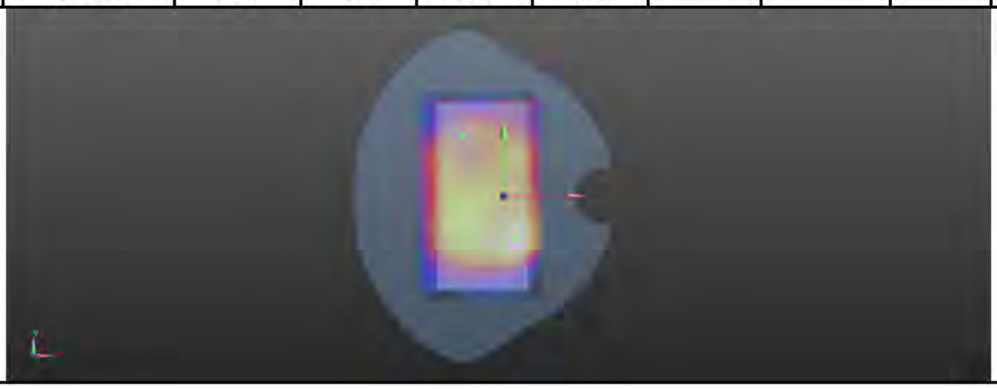

Case No.	Position	Band	SAR (W/kg)	SAR peak location (cm)			3D distance (mm)	Summed SAR (W/kg)	SPLSR Results	Simultaneous SAR
				X	Y	Z				
22#	Back side	LTE Band 7	1.407	28.6	-40	-2.78	103.030	**2.265**	0.03	Not Required
		Wi-Fi 5G	0.858	-3.2	58	-2.78				
		BT	0.060	-13.8	57.4	-2.99				
	Back side	LTE Band 7	1.407	28.6	-40	-2.78	106.229	**1.467**	0.02	Not Required
		BT	0.060	-13.8	57.4	-2.99				
		Wi-Fi 5G	0.858	-3.2	58	-2.78				

Unless otherwise agreed in writing, this document is issued by the Company subject to its General Conditions of Service printed overleaf, available on request or accessible at http://www.sgs.com/en/Terms-and-Conditions.aspx and, for electronic format documents, subject to Terms and Conditions for Electronic Documents at http://www.sgs.com/en/Terms-and-Conditions/Terms-e-Document.aspx. Attention is drawn to the limitation of liability, indemnification and jurisdiction issues defined therein. Any holder of this document is advised that information contained hereon reflects the Company's findings at the time of its intervention only and within the limits of Client's instructions, if any. The Company's sole responsibility is to its Client and this document does not exonerate parties to a transaction from exercising all their rights and obligations under the transaction documents. This document cannot be reproduced except in full, without prior written approval of the Company. Any unauthorized alteration, forgery or falsification of the content or appearance of this document is unlawful and offenders may be prosecuted to the fullest extent of the law. Unless otherwise stated the results shown in this test report refer only to the sample(s) tested and such sample(s) are retained for 30 days only.
Attention: To check the authenticity of testing /inspection report & certificate, please contact us at telephone: (86-755) 8307 1443, or email: CN.Doccheck@sgs.com

No.1 Workshop, M-10, Middle Section, Science & Technology Park, Shenzhen, China 518057 t (86-755) 26012053 f (86-755) 26710594 www.sgsgroup.com.cn
中国·深圳·科技园中区M-10栋一号厂房 邮编: 518057 t (86-755) 26012053 f (86-755) 26710594 sgs.china@sgs.com

Case No.	Position	Band	SAR (W/kg)	SAR peak location (cm)			3D distance (mm)	Summed SAR (W/kg)	SPLSR Results	Simultaneous SAR
				X	Y	Z				
23#	Back side	LTE Band 66	1.308	-19.2	-91.9	-0.85	147.369	**2.175**	0.02	Not Required
		Wi-Fi 2.4G	0.867	-15.2	55.4	-2.94				

Case No.	Position	Band	SAR (W/kg)	SAR peak location (cm)			3D distance (mm)	Summed SAR (W/kg)	SPLSR Results	Simultaneous SAR
				X	Y	Z				
24#	Back side	LTE Band 66	1.334	-19.2	-91.9	-0.85	150.764	**2.192**	0.02	Not Required
		Wi-Fi 5G	0.858	-3.2	58	-2.78				
		BT	0.060	-13.8	57.4	-2.99				
	Back side	LTE Band 66	1.334	-19.2	-91.9	-0.85	149.413	**1.394**	0.01	Not Required
		BT	0.060	-13.8	57.4	-2.99				
		Wi-Fi 5G	0.858	-3.2	58	-2.78				

Unless otherwise agreed in writing, this document is issued by the Company subject to its General Conditions of Service printed overleaf, available on request or accessible at http://www.sgs.com/en/Terms-and-Conditions.aspx and, for electronic format documents, subject to Terms and Conditions for Electronic Documents at http://www.sgs.com/en/Terms-and-Conditions/Terms-e-Document.aspx. Attention is drawn to the limitation of liability, indemnification and jurisdiction issues defined therein. Any holder of this document is advised that information contained hereon reflects the Company's findings at the time of its intervention only and within the limits of Client's instructions, if any. The Company's sole responsibility is to its Client and this document does not exonerate parties to a transaction from exercising all their rights and obligations under the transaction documents. This document cannot be reproduced except in full, without prior written approval of the Company. Any unauthorized alteration, forgery or falsification of the content or appearance of this document is unlawful and offenders may be prosecuted to the fullest extent of the law. Unless otherwise stated the results shown in this test report refer only to the sample(s) tested and such sample(s) are retained for 30 days only.
Attention: To check the authenticity of testing /inspection report & certificate, please contact us at telephone: (86-755) 8307 1443, or email: CN.Doccheck@sgs.com

SGS-CSTC Standards Technical Services Co., Ltd. Shenzhen Branch
No.1 Workshop, M-10, Middle Section, Science & Technology Park, Shenzhen, China 518057 t (86-755) 26012053 f (86-755) 26710594 www.sgsgroup.com.cn
中国·深圳·科技园中区M-10栋一号厂房 邮编: 518057 t (86-755) 26012053 f (86-755) 26710594 sgs.china@sgs.com

9 Equipment list

Test Platform	SPEAG DASY5 Professional
Description	SAR Test System (Frequency range 300MHz-6GHz)
Software Reference	DASY52 52.8.8(1258); SEMCAD X 14.6.10(7373)

Hardware Reference

	Equipment	Manufacturer	Model	Serial Number	Calibration Date	Due date of calibration
☒	Twin Phantom	SPEAG	SAM 6	1824	NCR	NCR
☒	DAE	SPEAG	DAE3	414	2019-12-17	2020-12-16
☒	E-Field Probe	SPEAG	EX3DV4	3748	2020-07-29	2021-07-28
☒	Validation Kits	SPEAG	D835V2	4d105	2019-12-17	2022-12-16
☒	Validation Kits	SPEAG	D1750V2	1149	2019-05-21	2022-05-20
☒	Validation Kits	SPEAG	D1900V2	5d028	2019-12-17	2022-12-16
☒	Validation Kits	SPEAG	D2450V2	733	2019-12-17	2022-12-16
☒	Validation Kits	SPEAG	D2600V2	1125	2019-05-20	2022-05-19
☒	Validation Kits	SPEAG	D5GHzV2	1165	2019-12-20	2022-12-19
☒	Agilent Network Analyzer	Agilent	E5071C	MY46523590	2020-04-02	2021-04-01
☒	Dielectric Probe Kit	Agilent	85070E	US01440210	NCR	NCR
☒	Radio Communication Analyzer	Anritsu Corporation	MT8820C	6201010267	2020-04-02	2021-04-01
☒	Universal Radio Communication Tester	R&S	CMW500	124587	2020-04-02	2021-04-01
☒	RF Bi-Directional Coupler	Agilent	86205-60001	MY31400031	NCR	NCR
☒	Signal Generator	Agilent	N5171B	MY53050736	2020-04-15	2021-04-14
☒	Preamplifier	Mini-Circuits	ZHL-42W	15542	NCR	NCR
☒	Preamplifier	Compliance Directions Systems Inc.	AMP28-3W	073501433	NCR	NCR
☒	Power Meter	Agilent	E4416A	GB41292095	2020-04-15	2021-04-14
☒	Power Sensor	Agilent	8481H	MY41091234	2020-04-15	2021-04-14
☒	Power Sensor	R&S	NRP-Z92	100025	2020-04-16	2021-04-15
☒	Speed reading thermometer	MingGao	T809	NA	2020-04-15	2021-04-14

Note: All the equipments are within the valid period when the tests are performed.

10 Calibration certificate

Please see the Appendix C

11 Photographs

Please see the Appendix D

Unless otherwise agreed in writing, this document is issued by the Company subject to its General Conditions of Service printed overleaf, available on request or accessible at http://www.sgs.com/en/Terms-and-Conditions.aspx and, for electronic format documents, subject to Terms and Conditions for Electronic Documents at http://www.sgs.com/en/Terms-and-Conditions/Terms-e-Document.aspx. Attention is drawn to the limitation of liability, indemnification and jurisdiction issues defined therein. Any holder of this document is advised that information contained hereon reflects the Company's findings at the time of its intervention only and within the limits of Client's instructions, if any. The Company's sole responsibility is to its Client and this document does not exonerate parties to a transaction from exercising all their rights and obligations under the transaction documents. This document cannot be reproduced except in full, without prior written approval of the Company. Any unauthorized alteration, forgery or falsification of the content or appearance of this document is unlawful and offenders may be prosecuted to the fullest extent of the law. Unless otherwise stated the results shown in this test report refer only to the sample(s) tested and such sample(s) are retained for 30 days only.
Attention: To check the authenticity of testing /inspection report & certificate, please contact us at telephone: (86-755) 8307 1443, or email: CN.Doccheck@sgs.com
No.1 Workshop, M-10, Middle Section, Science & Technology Park, Shenzhen, China 518057 t (86-755) 26012053 f (86-755) 26710594 www.sgsgroup.com.cn
中国·深圳·科技园中区M-10栋一号厂房 邮编: 518057 t (86-755) 26012053 f (86-755) 26710594 sgs.china@sgs.com
Member of the SGS Group (SGS SA)

Appendix A: Detailed System Check Results

Appendix B: Detailed Test Results

Appendix C: Calibration certificate

Appendix D: Photographs

---END---

Unless otherwise agreed in writing, this document is issued by the Company subject to its General Conditions of Service printed overleaf, available on request or accessible at http://www.sgs.com/en/Terms-and-Conditions.aspx and, for electronic format documents, subject to Terms and Conditions for Electronic Documents at http://www.sgs.com/en/Terms-and-Conditions/Terms-e-Document.aspx. Attention is drawn to the limitation of liability, indemnification and jurisdiction issues defined therein. Any holder of this document is advised that information contained hereon reflects the Company's findings at the time of its intervention only and within the limits of Client's instructions, if any. The Company's sole responsibility is to its Client and this document does not exonerate parties to a transaction from exercising all their rights and obligations under the transaction documents. This document cannot be reproduced except in full, without prior written approval of the Company. Any unauthorized alteration, forgery or falsification of the content or appearance of this document is unlawful and offenders may be prosecuted to the fullest extent of the law. Unless otherwise stated the results shown in this test report refer only to the sample(s) tested and such sample(s) are retained for 30 days only.
Attention: To check the authenticity of testing /inspection report & certificate, please contact us at telephone: (86-755) 8307 1443, or email: CN.Doccheck@sgs.com
No.1 Workshop, M-10, Middle Section, Science & Technology Park, Shenzhen, China 518057 t (86-755) 26012053 f (86-755) 26710594 www.sgsgroup.com.cn
中国·深圳·科技园中区M-10栋一号厂房 邮编: 518057 t (86-755) 26012053 f (86-755) 26710594 sgs.china@sgs.com
Member of the SGS Group (SGS SA)

Appendix A

Detailed System Check Results

1. System Performance Check
System Performance Check 835 MHz Head
System Performance Check 1750 MHz Head
System Performance Check 1900 MHz Head
System Performance Check 2450 MHz Head
System Performance Check 2600 MHz Head
System Performance Check 5250 MHz Head
System Performance Check 5600 MHz Head
System Performance Check 5750 MHz Head

Date: 2020-09-19

Test Laboratory: SGS-SAR Lab

System Performance Check 835 MHz Head

DUT: D835V2; Type: D835V2; Serial: 4d105

Communication System: UID 0, CW (0); Frequency: 835 MHz;Duty Cycle: 1:1

Medium: HSL835;Medium parameters used: f = 835 MHz; σ = 0.902 S/m; ε_r = 42.612; ρ = 1000 kg/m^3
Phantom section: Flat Section

DASY 5 Configuration:

- Probe: EX3DV4 - SN3748; ConvF(8.8, 8.8, 8.8); Calibrated: 2020-07-29;
- Sensor-Surface: 1.4mm (Mechanical Surface Detection)
- Electronics: DAE3 Sn414; Calibrated: 2019-12-17
- Phantom: SAM6; Type: SAM; Serial: 1824
- DASY52 52.8.8(1258); SEMCAD X 14.6.10(7331)

Body/d=15mm, Pin=250mW/Area Scan (8x13x1): Measurement grid: dx=15mm, dy=15mm
Maximum value of SAR (measured) = 3.19 W/kg

Body/d=15mm, Pin=250mW/Zoom Scan (5x5x7)/Cube 0: Measurement grid: dx=8mm, dy=8mm, dz=5mm
Reference Value = 57.93 V/m; Power Drift = -0.04 dB
Peak SAR (extrapolated) = 4.16 W/kg
SAR(1 g) = 2.54 W/kg; SAR(10 g) = 1.67 W/kg
Maximum value of SAR (measured) = 3.57 W/kg

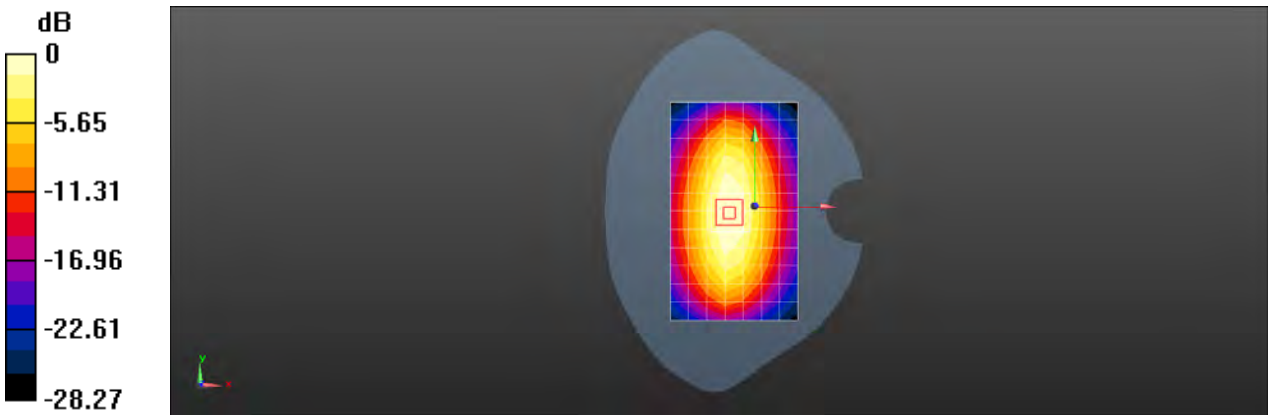

0 dB = 3.19 W/kg = 5.43 dBW/kg

Date: 2020-09-16

Test Laboratory: SGS-SAR Lab

System Performance Check 1750 MHz Head

DUT: D1750V2; Type: D1750V2; Serial: 1149

Communication System: UID 0, CW (0); Frequency: 1750 MHz;Duty Cycle: 1:1

Medium: HSL1750;Medium parameters used: f = 1750 MHz; σ = 1.36 S/m; ε_r = 39.139; ρ = 1000 kg/m^3
Phantom section: Flat Section

DASY 5 Configuration:

- Probe: EX3DV4 - SN3748; ConvF(7.68, 7.68, 7.68); Calibrated: 2020-07-29;
- Sensor-Surface: 1.4mm (Mechanical Surface Detection)
- Electronics: DAE3 Sn414; Calibrated: 2019-12-17
- Phantom: SAM6; Type: SAM; Serial: 1824
- DASY52 52.8.8(1258); SEMCAD X 14.6.10(7331)

Body/d=10mm, Pin=250mW/Area Scan (7x10x1): Measurement grid: dx=15mm, dy=15mm
Maximum value of SAR (measured) = 14.4 W/kg

Body/d=10mm, Pin=250mW/Zoom Scan (5x5x7)/Cube 0: Measurement grid: dx=8mm, dy=8mm, dz=5mm
Reference Value = 90.69 V/m; Power Drift = -0.01 dB
Peak SAR (extrapolated) = 20.3 W/kg
SAR(1 g) = 9.81 W/kg; SAR(10 g) = 5.25 W/kg
Maximum value of SAR (measured) = 12.9 W/kg

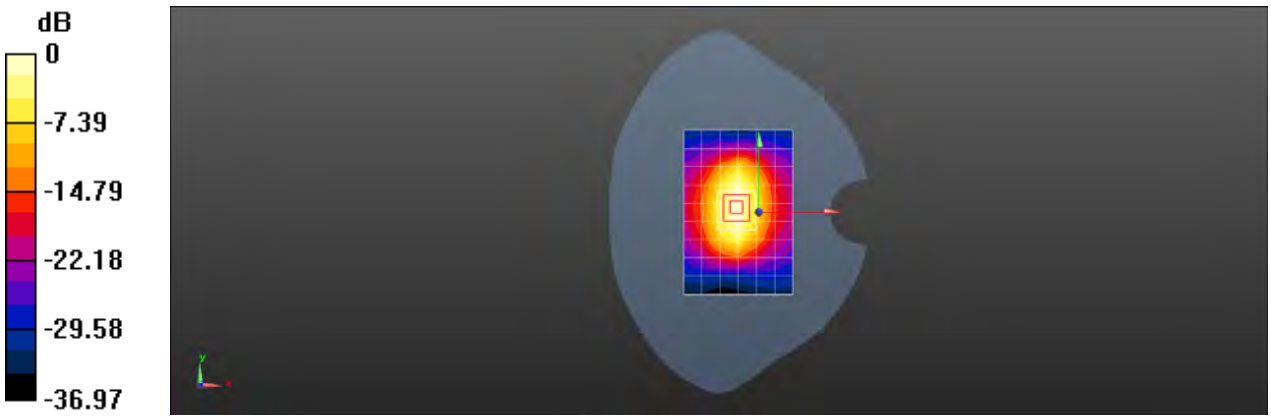

0 dB = 14.4 W/kg = 12.14 dBW/kg

Date: 2020-09-17

Test Laboratory: SGS-SAR Lab

System Performance Check 1750 MHz Head

DUT: D1750V2; Type: D1750V2; Serial: 1149

Communication System: UID 0, CW (0); Frequency: 1750 MHz;Duty Cycle: 1:1

Medium: HSL1750;Medium parameters used: f = 1750 MHz; σ = 1.336 S/m; ε_r = 40.679; ρ = 1000 kg/m^3
Phantom section: Flat Section

DASY 5 Configuration:

- Probe: EX3DV4 - SN3748; ConvF(7.68, 7.68, 7.68); Calibrated: 2020-07-29;
- Sensor-Surface: 1.4mm (Mechanical Surface Detection)
- Electronics: DAE3 Sn414; Calibrated: 2019-12-17
- Phantom: SAM6; Type: SAM; Serial: 1824
- DASY52 52.8.8(1258); SEMCAD X 14.6.10(7331)

Body/d=10mm, Pin=250mW/Area Scan (6x10x1): Measurement grid: dx=15mm, dy=15mm
Maximum value of SAR (measured) = 10.5 W/kg

Body/d=10mm, Pin=250mW/Zoom Scan (5x5x7)/Cube 0: Measurement grid: dx=8mm, dy=8mm, dz=5mm
Reference Value = 92.83 V/m; Power Drift = -0.02 dB
Peak SAR (extrapolated) = 18.0 W/kg
SAR(1 g) = 9.75 W/kg; SAR(10 g) = 5.23 W/kg
Maximum value of SAR (measured) = 15.1 W/kg

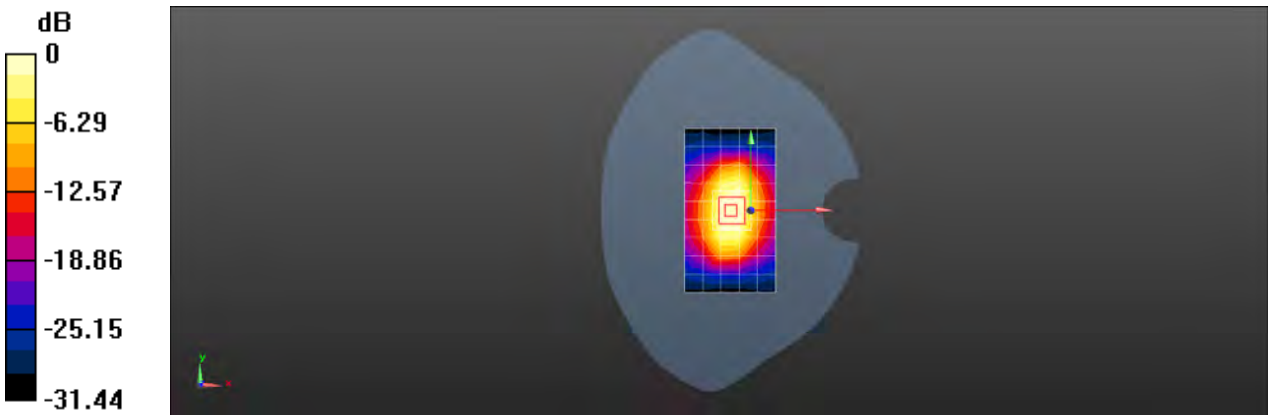

0 dB = 10.5 W/kg = 10.62 dBW/kg

Date: 2020-09-14

Test Laboratory: SGS-SAR Lab

System Performance Check 1900 MHz Head

DUT: D1900V2; Type: D1900V2; Serial: 5d028

Communication System: UID 0, CW (0); Frequency: 1900 MHz;Duty Cycle: 1:1

Medium: HSL1900;Medium parameters used: f = 1900 MHz; σ = 1.373 S/m; ε_r = 40.58; ρ = 1000 kg/m^3
Phantom section: Flat Section

DASY 5 Configuration:

- Probe: EX3DV4 - SN3748; ConvF(7.35, 7.35, 7.35); Calibrated: 2020-07-29;
- Sensor-Surface: 1.4mm (Mechanical Surface Detection)
- Electronics: DAE3 Sn414; Calibrated: 2019-12-17
- Phantom: SAM6; Type: SAM; Serial: 1824
- DASY52 52.8.8(1258); SEMCAD X 14.6.10(7331)

Body/d=10mm, Pin=250mW/Area Scan (8x11x1): Measurement grid: dx=15mm, dy=15mm
Maximum value of SAR (measured) = 11.1 W/kg

Body/d=10mm, Pin=250mW/Zoom Scan (5x5x7)/Cube 0: Measurement grid: dx=8mm, dy=8mm, dz=5mm
Reference Value = 95.27 V/m; Power Drift = -0.02 dB
Peak SAR (extrapolated) = 21.7 W/kg
SAR(1 g) = 10.68 W/kg; SAR(10 g) = 5.36 W/kg
Maximum value of SAR (measured) = 13.2 W/kg

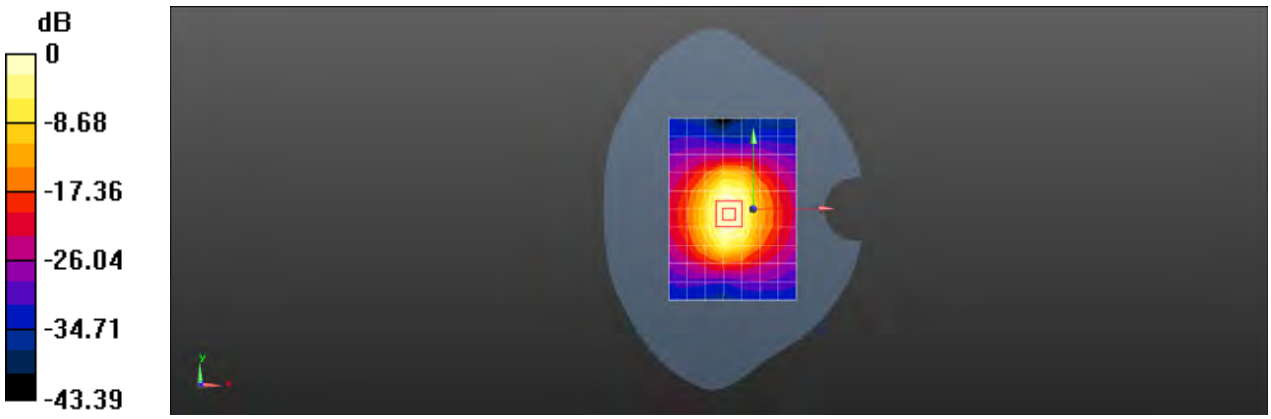

0 dB = 11.1 W/kg = 10.47 dBW/kg

Date: 2020-09-15

Test Laboratory: SGS-SAR Lab

System Performance Check 1900 MHz Head

DUT: D1900V2; Type: D1900V2; Serial: 5d028

Communication System: UID 0, CW (0); Frequency: 1900 MHz;Duty Cycle: 1:1

Medium: HSL1900;Medium parameters used: f = 1900 MHz; σ = 1.437 S/m; ε_r = 41.171; ρ = 1000 kg/m^3
Phantom section: Flat Section

DASY 5 Configuration:

- Probe: EX3DV4 - SN3748; ConvF(7.35, 7.35, 7.35); Calibrated: 2020-07-29;
- Sensor-Surface: 1.4mm (Mechanical Surface Detection)
- Electronics: DAE3 Sn414; Calibrated: 2019-12-17
- Phantom: SAM6; Type: SAM; Serial: 1824
- DASY52 52.8.8(1258); SEMCAD X 14.6.10(7331)

Body/d=10mm, Pin=250mW/Area Scan (7x9x1): Measurement grid: dx=15mm, dy=15mm
Maximum value of SAR (measured) = 11.0 W/kg

Body/d=10mm, Pin=250mW/Zoom Scan (5x5x7)/Cube 0: Measurement grid: dx=8mm, dy=8mm, dz=5mm
Reference Value = 93.34 V/m; Power Drift = -0.01 dB
Peak SAR (extrapolated) = 20.7 W/kg
SAR(1 g) = 10.72 W/kg; SAR(10 g) = 5.41 W/kg
Maximum value of SAR (measured) = 11.8 W/kg

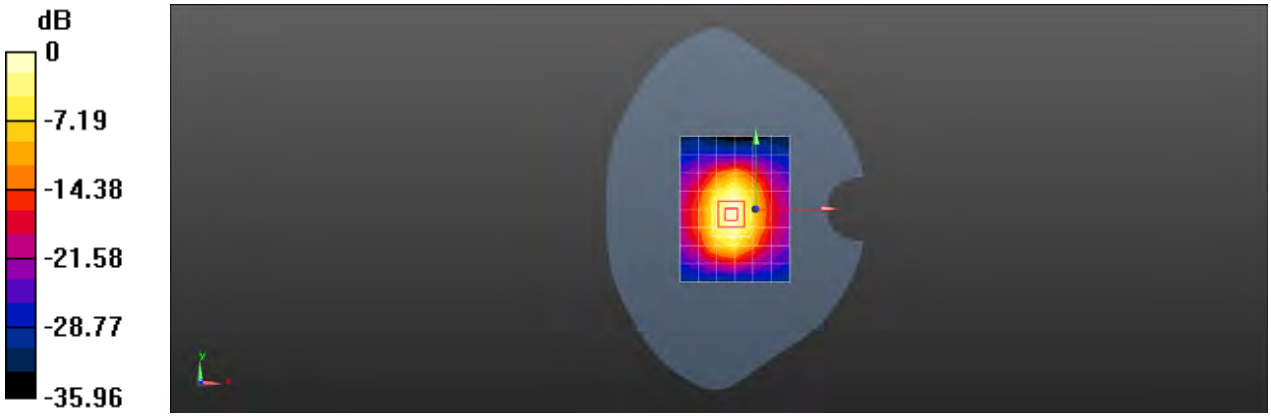

0 dB = 11.0 W/kg = 11.12 dBW/kg

Date: 2020-09-13

Test Laboratory: SGS-SAR Lab

System Performance Check 2450MHz Head

DUT: D2450V2; Type: D2450V2; Serial: 733

Communication System: UID 0, CW; Frequency: 2450 MHz;Duty Cycle: 1:1

Medium: HSL2450;Medium parameters used: f = 2450 MHz; σ = 1.785 S/m; ε_r = 38.568; ρ = 1000 kg/m^3
Phantom section: Flat Section

DASY 5 Configuration:

- Probe: EX3DV4 - SN3748; ConvF(7, 7, 7); Calibrated: 2020-07-29;
- Sensor-Surface: 1.4mm (Mechanical Surface Detection)
- Electronics: DAE3 Sn414; Calibrated: 2019-12-17
- Phantom: SAM6; Type: SAM; Serial: 1824
- DASY52 52.8.8(1258); SEMCAD X 14.6.10(7331)

Body/d=10mm, Pin=250mW/Area Scan (9x10x1): Measurement grid: dx=12mm, dy=12mm
Maximum value of SAR (measured) = 21.9 W/kg

Body/d=10mm, Pin=250mW/Zoom Scan (7x7x7)/Cube 0: Measurement grid: dx=5mm, dy=5mm, dz=5mm
Reference Value = 94.58 V/m; Power Drift = -0.01 dB
Peak SAR (extrapolated) = 30.1 W/kg
SAR(1 g) = 14.1 W/kg; SAR(10 g) = 6.48 W/kg
Maximum value of SAR (measured) = 24.2 W/kg

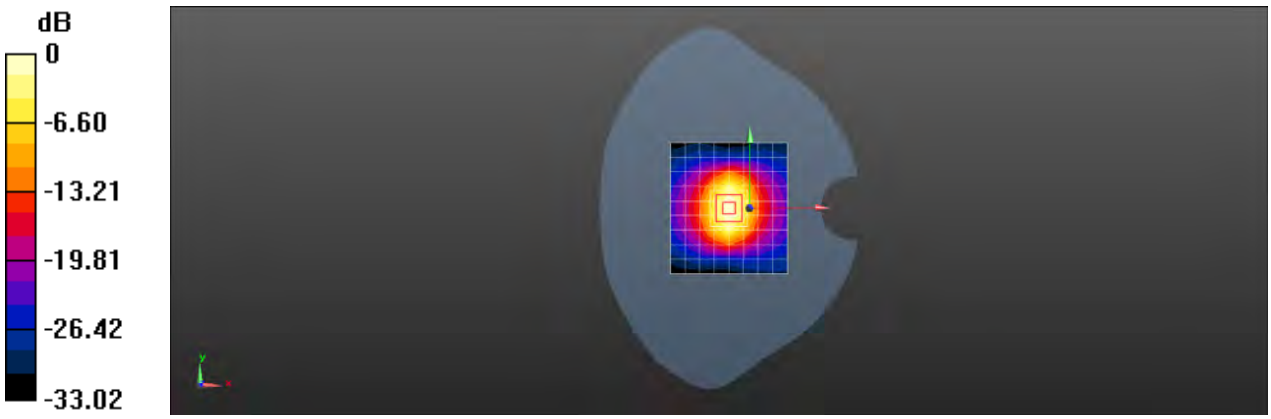

0 dB = 21.9 W/kg = 13.41 dBW/kg

Date: 2020-09-18

Test Laboratory: SGS-SAR Lab

System Performance Check 2600MHz Head

DUT: D2600V2; Type: D2600V2; Serial: 1125

Communication System: UID 0, CW (0); Frequency: 2600 MHz;Duty Cycle: 1:1

Medium: HSL2600;Medium parameters used: f = 2600 MHz; σ = 2.017 S/m; ε_r = 38.018; ρ = 1000 kg/m^3
Phantom section: Flat Section

DASY 5 Configuration:

- Probe: EX3DV4 - SN3748; ConvF(6.79, 6.79, 6.79); Calibrated: 2020-07-29;
- Sensor-Surface: 1.4mm (Mechanical Surface Detection)
- Electronics: DAE3 Sn414; Calibrated: 2019-12-17
- Phantom: SAM6; Type: SAM; Serial: 1824
- DASY52 52.8.8(1258); SEMCAD X 14.6.10(7331)

Body/d=10mm, Pin=250mW/Area Scan (9x10x1): Measurement grid: dx=12mm, dy=12mm
Maximum value of SAR (measured) = 22.9 W/kg

Body/d=10mm, Pin=250mW/Zoom Scan (7x7x7)/Cube 0: Measurement grid: dx=5mm, dy=5mm, dz=5mm
Reference Value = 90.44 V/m; Power Drift = 0.02 dB
Peak SAR (extrapolated) = 32.3 W/kg
SAR(1 g) = 15.1 W/kg; SAR(10 g) = 6.31 W/kg
Maximum value of SAR (measured) = 25.3 W/kg

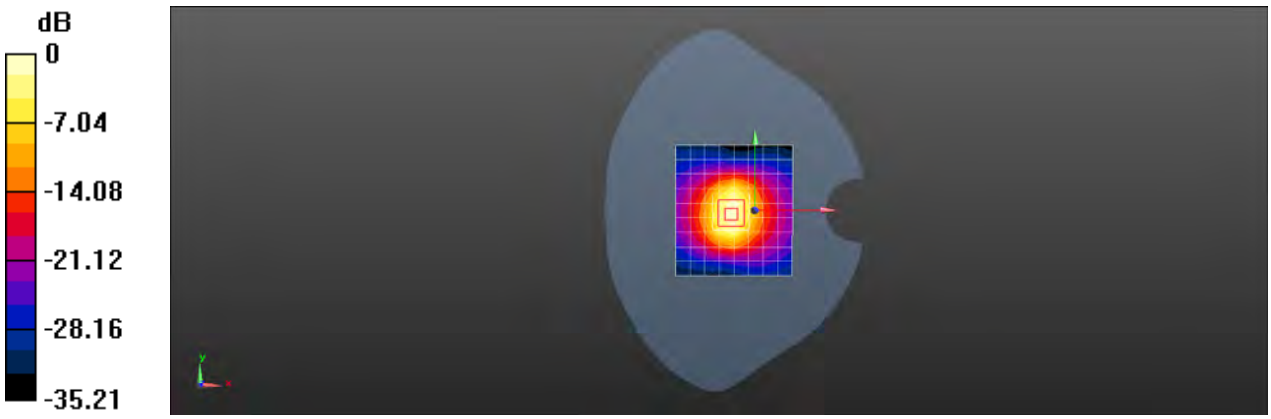

0 dB = 22.9 W/kg = 13.95 dBW/kg

Date: 2020-09-20

Test Laboratory: SGS-SAR Lab

System Performance Check 5.25GHz Head

DUT: D5GHzV2; Type: D5GHzV2; Serial: 1165

Communication System: UID 0, CW (0); Frequency: 5250 MHz;Duty Cycle: 1:1

Medium: HSL5G;Medium parameters used: f = 5250 MHz; σ = 4.675 S/m; ε_r = 36.73; ρ = 1000 kg/m^3
Phantom section: Flat Section

DASY 5 Configuration:

- Probe: EX3DV4 - SN3748; ConvF(5.05, 5.05, 5.05); Calibrated: 2020-07-29;
- Sensor-Surface: 1.4mm (Mechanical Surface Detection)
- Electronics: DAE3 Sn414; Calibrated: 2019-12-17
- Phantom: SAM6; Type: SAM; Serial: 1824
- DASY52 52.8.8(1258); SEMCAD X 14.6.10(7331)

Body/d=10mm, Pin=100mW, f=5250 MHz/Area Scan (8x8x1): Measurement grid: dx=10mm, dy=10mm
Maximum value of SAR (measured) = 18.9 W/kg

Body/d=10mm, Pin=100mW, f=5250 MHz/Zoom Scan (7x7x7)/Cube 0: Measurement grid: dx=4mm, dy=4mm, dz=1.4mm
Reference Value = 58.01 V/m; Power Drift = 0.05 dB
Peak SAR (extrapolated) = 31.8 W/kg
SAR(1 g) = 7.82 W/kg; SAR(10 g) = 2.25 W/kg
Maximum value of SAR (measured) = 20.0 W/kg

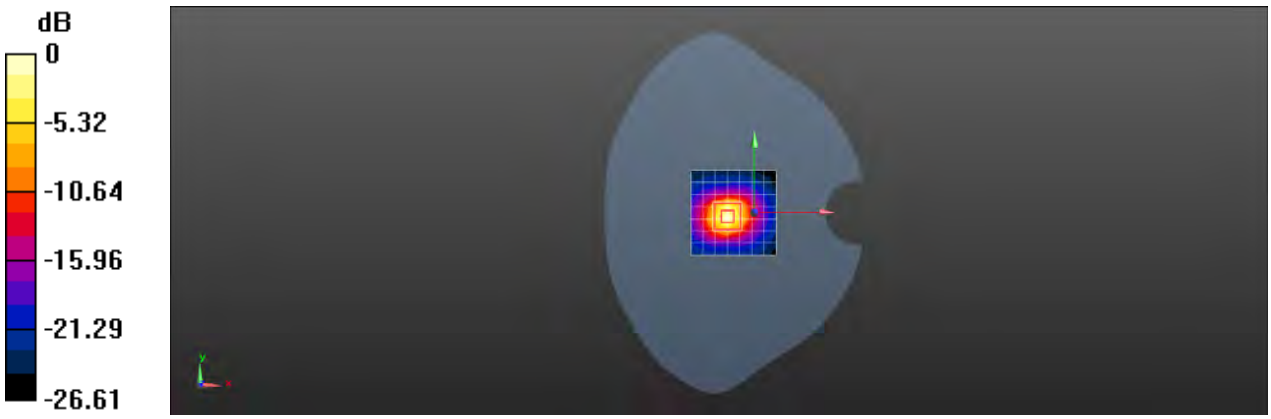

0 dB = 18.9 W/kg = 12.77 dBW/kg

Date: 2020-09-20

Test Laboratory: SGS-SAR Lab

System Performance Check 5.6GHz Head

DUT: D5GHzV2; Type: D5GHzV2; Serial: 1165

Communication System: UID 0, CW (0); Frequency: 5600 MHz;Duty Cycle: 1:1

Medium: HSL5G;Medium parameters used: f = 5600 MHz; σ = 5.059 S/m; ε_r = 35.778; ρ = 1000 kg/m^3
Phantom section: Flat Section

DASY 5 Configuration:

- Probe: EX3DV4 - SN3748; ConvF(4.64, 4.64, 4.64); Calibrated: 2020-07-29;
- Sensor-Surface: 1.4mm (Mechanical Surface Detection)
- Electronics: DAE3 Sn414; Calibrated: 2019-12-17
- Phantom: SAM6; Type: SAM; Serial: 1824
- DASY52 52.8.8(1258); SEMCAD X 14.6.10(7331)

Body/d=10mm, Pin=100mW, f=5600 MHz/Area Scan (8x8x1): Measurement grid: dx=10mm, dy=10mm
Maximum value of SAR (measured) = 17.7 W/kg

Body/d=10mm, Pin=100mW, f=5600 MHz/Zoom Scan (7x7x7)/Cube 0: Measurement grid: dx=4mm, dy=4mm, dz=1.4mm
Reference Value = 49.61 V/m; Power Drift = 0.04 dB
Peak SAR (extrapolated) = 35.1 W/kg
SAR(1 g) = 8.28 W/kg; SAR(10 g) = 2.36 W/kg
Maximum value of SAR (measured) = 21.4 W/kg

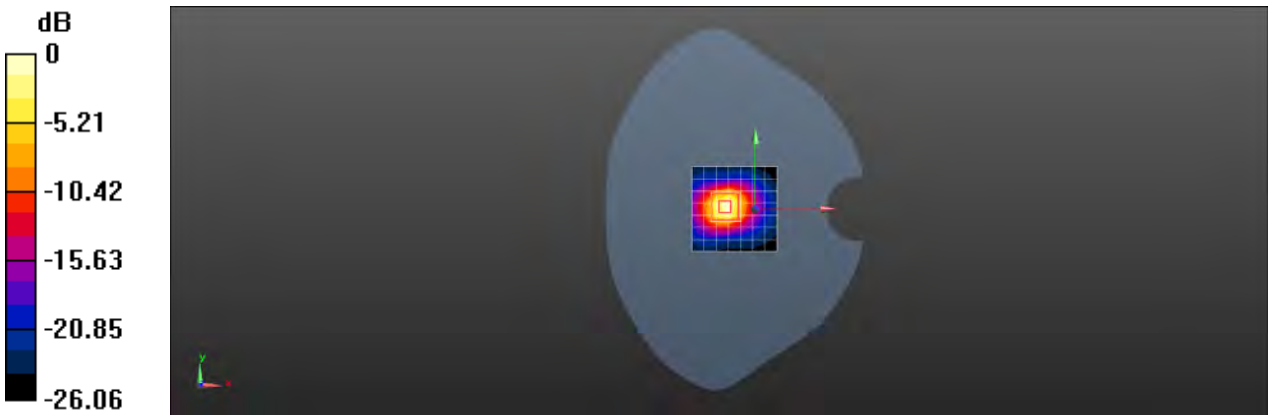

0 dB = 17.7 W/kg = 12.49 dBW/kg

Date: 2020-09-20

Test Laboratory: SGS-SAR Lab

System Performance Check 5.75GHz Head

DUT: D5GHzV2; Type: D5GHzV2; Serial: 1165

Communication System: UID 0, CW (0); Frequency: 5750 MHz;Duty Cycle: 1:1

Medium: HSL5G;Medium parameters used: f = 5750 MHz; σ = 5.229 S/m; ε_r = 35.414; ρ = 1000 kg/m^3
Phantom section: Flat Section

DASY 5 Configuration:

- Probe: EX3DV4 - SN3748; ConvF(4.7, 4.7, 4.7); Calibrated: 2020-07-29;
- Sensor-Surface: 1.4mm (Mechanical Surface Detection)
- Electronics: DAE3 Sn414; Calibrated: 2019-12-17
- Phantom: SAM6; Type: SAM; Serial: 1824
- DASY52 52.8.8(1258); SEMCAD X 14.6.10(7331)

Body/d=10mm, Pin=100mW, f=5750 MHz/Area Scan (8x8x1): Measurement grid: dx=10mm, dy=10mm
Maximum value of SAR (measured) = 15.4 W/kg

Body/d=10mm, Pin=100mW, f=5750 MHz/Zoom Scan (7x7x7)/Cube 0: Measurement grid: dx=4mm, dy=4mm, dz=1.4mm
Reference Value = 45.81 V/m; Power Drift = 0.02 dB
Peak SAR (extrapolated) = 35.0 W/kg
SAR(1 g) = 7.82 W/kg; SAR(10 g) = 2.23 W/kg
Maximum value of SAR (measured) = 20.8 W/kg

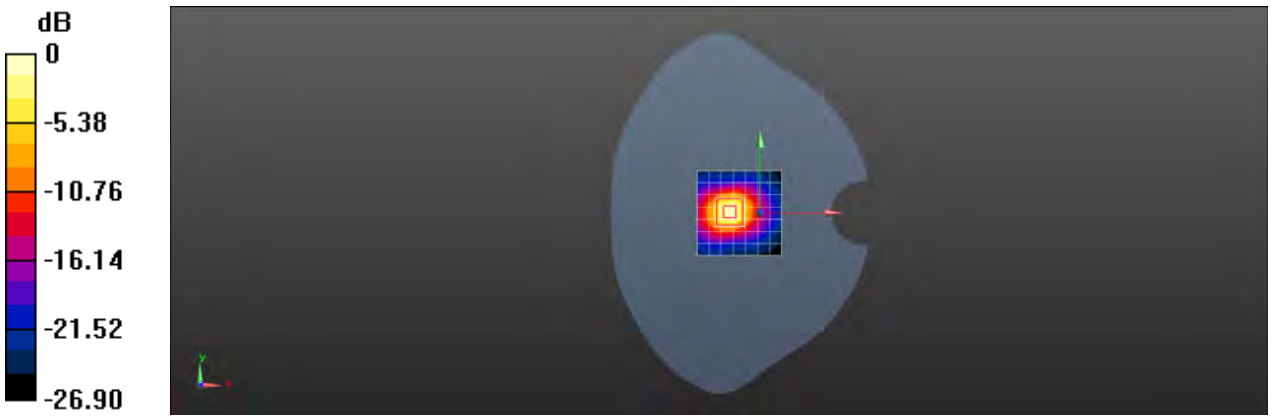

0 dB = 15.4 W/kg = 11.87 dBW/kg

Appendix B

Detailed Test Results

1. GSM
GSM850 for Head & Body
GSM1900 for Head & Body
2. WCDMA
WCDMA Band II for Head & Body
WCDMA Band IV for Head & Body
WCDMA Band V for Head & Body
3. LTE
LTE Band 2 for Head & Body
LTE Band 4 for Head & Body
LTE Band 5 for Head & Body
LTE Band 7 for Head & Body
LTE Band 66 for Head & Body
4. WIFI & BT
WIFI 2.4GHz for Head & Body
WIFI 5GHz for Head & Body
BT for Head & Body

Date: 2020-09-19

Test Laboratory: SGS-SAR Lab

XT2091-4 GSM 850 GSM 190CH Right cheek

DUT: XT2091-4; Type: Mobile Cellular Phone; Serial: NU2L2H0017

Communication System: UID 0, GSM Only Communication System (0); Frequency: 836.6 MHz;Duty Cycle: 1:8.30042

Medium: HSL835;Medium parameters used: f = 837 MHz; σ = 0.886 S/m; ε_r = 40.625; ρ = 1000 kg/m^3
Phantom section: Right Section

DASY 5 Configuration:

- Probe: EX3DV4 - SN3748; ConvF(8.8, 8.8, 8.8); Calibrated: 2020-07-29;
- Sensor-Surface: 1.4mm (Mechanical Surface Detection)
- Electronics: DAE3 Sn414; Calibrated: 2019-12-17
- Phantom: SAM6; Type: SAM; Serial: 1824
- DASY52 52.8.8(1258); SEMCAD X 14.6.10(7331)

Configuration/Head/Area Scan (8x13x1): Measurement grid: dx=15mm, dy=15mm
Maximum value of SAR (measured) = 0.276 W/kg

Configuration/Head/Zoom Scan (5x5x7)/Cube 0: Measurement grid: dx=8mm, dy=8mm, dz=5mm
Reference Value = 6.078 V/m; Power Drift = 0.06 dB
Peak SAR (extrapolated) = 0.332 W/kg
SAR(1 g) = 0.235 W/kg; SAR(10 g) = 0.177 W/kg
Maximum value of SAR (measured) = 0.299 W/kg



0 dB = 0.276 W/kg = -5.59 dBW/kg

Date: 2020-09-19

Test Laboratory: SGS-SAR Lab

XT2091-4 GSM 850 GSM 190CH Back side 5mm

DUT: XT2091-4; Type: Mobile Cellular Phone; Serial: NU2L2H0017

Communication System: UID 0, GSM Only Communication System (0); Frequency: 836.6 MHz;Duty Cycle: 1:8.30042

Medium: HSL835;Medium parameters used: f = 837 MHz; σ = 0.886 S/m; ε_r = 40.625; ρ = 1000 kg/m^3
Phantom section: Flat Section

DASY 5 Configuration:

- Probe: EX3DV4 - SN3748; ConvF(8.8, 8.8, 8.8); Calibrated: 2020-07-29;
- Sensor-Surface: 1.4mm (Mechanical Surface Detection)
- Electronics: DAE3 Sn414; Calibrated: 2019-12-17
- Phantom: SAM6; Type: SAM; Serial: 1824
- DASY52 52.8.8(1258); SEMCAD X 14.6.10(7331)

Configuration/Body/Area Scan (8x14x1): Measurement grid: dx=15mm, dy=15mm
Maximum value of SAR (measured) = 1.44 W/kg

Configuration/Body/Zoom Scan (5x5x7)/Cube 0: Measurement grid: dx=8mm, dy=8mm, dz=5mm
Reference Value = 12.77 V/m; Power Drift = 0.01 dB
Peak SAR (extrapolated) = 1.92 W/kg
SAR(1 g) = 0.905 W/kg; SAR(10 g) = 0.493 W/kg
Maximum value of SAR (measured) = 1.51 W/kg

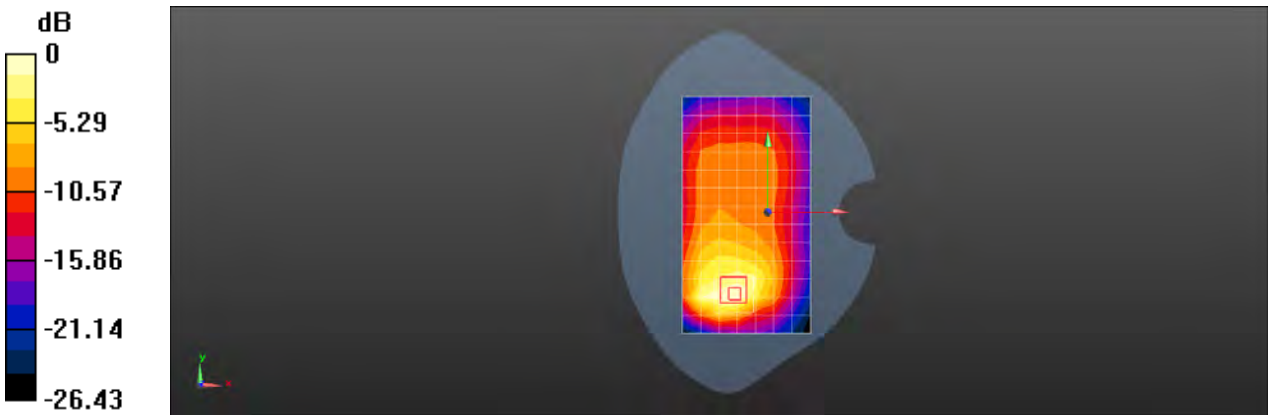

0 dB = 1.44 W/kg = 1.59 dBW/kg

Date: 2020-09-19

Test Laboratory: SGS-SAR Lab

XT2091-4 GSM850 GPRS 2TS 128CH Back side 5mm

DUT: XT2091-4; Type: Mobile Cellular Phone; Serial: NU2L2H0078

Communication System: UID 0, GPRS/EGPRS Mode(2up) Communication System (0); Frequency: 824.2 MHz;Duty Cycle: 1:4.14954

Medium: HSL835;Medium parameters used (interpolated): f = 824.2 MHz; σ = 0.889 S/m; ε_r = 42.846; ρ = 1000 kg/m^3
Phantom section: Flat Section

DASY 5 Configuration:

- Probe: EX3DV4 - SN3748; ConvF(8.8, 8.8, 8.8); Calibrated: 2020-07-29;
- Sensor-Surface: 1.4mm (Mechanical Surface Detection)
- Electronics: DAE3 Sn414; Calibrated: 2019-12-17
- Phantom: SAM6; Type: SAM; Serial: 1824
- DASY52 52.8.8(1258); SEMCAD X 14.6.10(7331)

Configuration/Body/Area Scan (8x13x1): Measurement grid: dx=15mm, dy=15mm
Maximum value of SAR (measured) = 0.971 W/kg

Configuration/Body/Zoom Scan (5x5x7)/Cube 0: Measurement grid: dx=8mm, dy=8mm, dz=5mm
Reference Value = 13.17 V/m; Power Drift = 0.05 dB
Peak SAR (extrapolated) = 1.85 W/kg
SAR(1 g) = 0.642 W/kg; SAR(10 g) = 0.189 W/kg
Maximum value of SAR (measured) = 1.01 W/kg

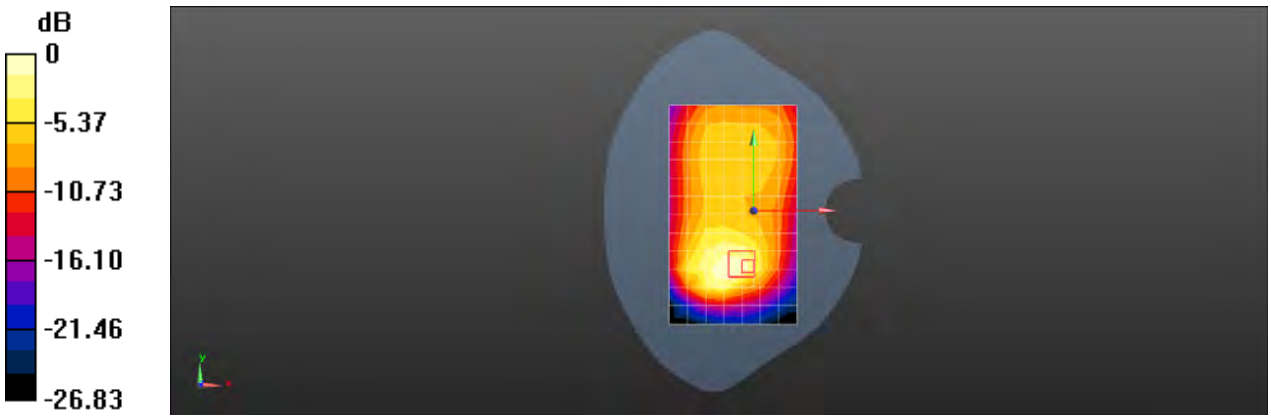

0 dB = 0.971 W/kg = -0.13 dBW/kg

Date: 2020-09-19

Test Laboratory: SGS-SAR Lab

XT2091-4 GSM850 GSM 190CH Back side 0mm

DUT: XT2091-4; Type: Mobile Cellular Phone; Serial: NU2L2H0078

Communication System: UID 0, GSM Only Communication System (0); Frequency: 836.6 MHz;Duty Cycle: 1:8.30042

Medium: HSL835;Medium parameters used: f = 837 MHz; σ = 0.896 S/m; ε_r = 42.659; ρ = 1000 kg/m^3
Phantom section: Flat Section

DASY 5 Configuration:

- Probe: EX3DV4 - SN3748; ConvF(8.8, 8.8, 8.8); Calibrated: 2020-07-29;
- Sensor-Surface: 1.4mm (Mechanical Surface Detection)
- Electronics: DAE3 Sn414; Calibrated: 2019-12-17
- Phantom: SAM6; Type: SAM; Serial: 1824
- DASY52 52.8.8(1258); SEMCAD X 14.6.10(7331)

Configuration/Body/Area Scan (8x13x1): Measurement grid: dx=15mm, dy=15mm
Maximum value of SAR (measured) = 1.70 W/kg

Configuration/Body/Zoom Scan (5x5x7)/Cube 0: Measurement grid: dx=8mm, dy=8mm, dz=5mm
Reference Value = 10.14 V/m; Power Drift = 0.08 dB
Peak SAR (extrapolated) = 3.72 W/kg
SAR(1 g) = 1.17 W/kg; SAR(10 g) = 0.495 W/kg
Maximum value of SAR (measured) = 2.54 W/kg

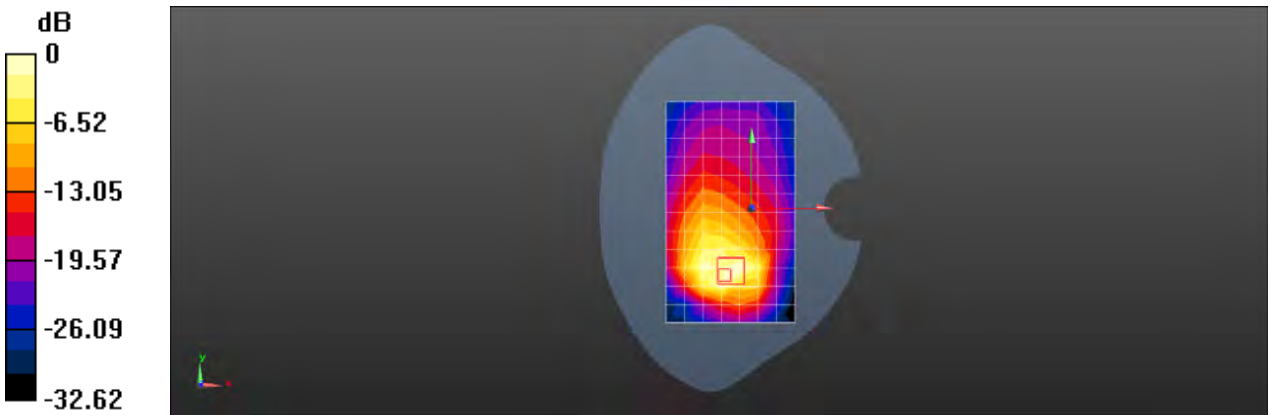

0 dB = 1.70 W/kg = 2.31 dBW/kg

Date: 2020-09-15

Test Laboratory: SGS-SAR Lab

XT2091-4 GSM 1900 GSM 661CH Right cheek

DUT: XT2091-4; Type: Mobile Cellular Phone; Serial: NU2L2H0017

Communication System: UID 0, GSM Only Communication System (0); Frequency: 1880 MHz;Duty Cycle: 1:8.30042

Medium: HSL1900;Medium parameters used: f = 1880 MHz; σ = 1.418 S/m; ε_r = 41.237; ρ = 1000 kg/m^3
Phantom section: Right Section

DASY 5 Configuration:

- Probe: EX3DV4 - SN3748; ConvF(7.35, 7.35, 7.35); Calibrated: 2020-07-29;
- Sensor-Surface: 1.4mm (Mechanical Surface Detection)
- Electronics: DAE3 Sn414; Calibrated: 2019-12-17
- Phantom: SAM6; Type: SAM; Serial: 1824
- DASY52 52.8.8(1258); SEMCAD X 14.6.10(7331)

Configuration/Head/Area Scan (8x13x1): Measurement grid: dx=15mm, dy=15mm
Maximum value of SAR (measured) = 0.113 W/kg

Configuration/Head/Zoom Scan (5x5x7)/Cube 0: Measurement grid: dx=8mm, dy=8mm, dz=5mm
Reference Value = 2.999 V/m; Power Drift = 0.09 dB
Peak SAR (extrapolated) = 0.136 W/kg
SAR(1 g) = 0.087 W/kg; SAR(10 g) = 0.053 W/kg
Maximum value of SAR (measured) = 0.122 W/kg



0 dB = 0.113 W/kg = -9.46 dBW/kg

Date: 2020-09-15

Test Laboratory: SGS-SAR Lab

XT2091-4 GSM 1900 GSM 512CH Back side 5mm

DUT: XT2091-4; Type: Mobile Cellular Phone; Serial: NU2L2H0017

Communication System: UID 0, GSM Only Communication System (0); Frequency: 1850.2 MHz;Duty Cycle: 1:8.30042

Medium: HSL1900;Medium parameters used (interpolated): f = 1850.2 MHz; σ = 1.385 S/m; ε_r = 41.375; ρ = 1000 kg/m^3
Phantom section: Flat Section

DASY 5 Configuration:

- Probe: EX3DV4 - SN3748; ConvF(7.35, 7.35, 7.35); Calibrated: 2020-07-29;
- Sensor-Surface: 1.4mm (Mechanical Surface Detection)
- Electronics: DAE3 Sn414; Calibrated: 2019-12-17
- Phantom: SAM6; Type: SAM; Serial: 1824
- DASY52 52.8.8(1258); SEMCAD X 14.6.10(7331)

Configuration/Body/Area Scan (8x14x1): Measurement grid: dx=15mm, dy=15mm
Maximum value of SAR (measured) = 1.09 W/kg

Configuration/Body/Zoom Scan (5x5x7)/Cube 0: Measurement grid: dx=8mm, dy=8mm, dz=5mm
Reference Value = 4.678 V/m; Power Drift = 0.02 dB
Peak SAR (extrapolated) = 1.83 W/kg
SAR(1 g) = 0.916 W/kg; SAR(10 g) = 0.441 W/kg
Maximum value of SAR (measured) = 1.49 W/kg

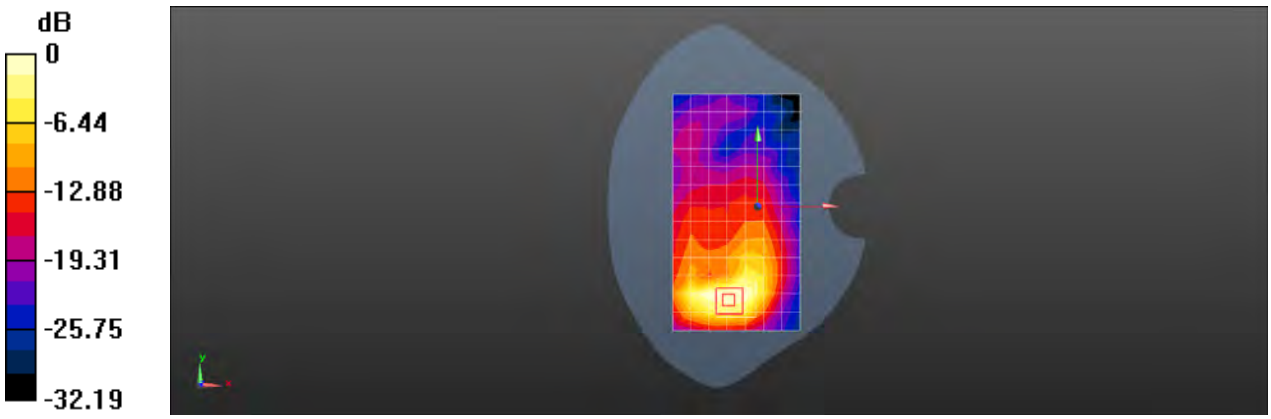

0 dB = 1.09 W/kg = 0.36 dBW/kg

Date: 2020-09-15

Test Laboratory: SGS-SAR Lab

XT2091-4 GSM 1900 GPRS 3TS 661CH Bottom side 5mm

DUT: XT2091-4; Type: Mobile Cellular Phone; Serial: NU2L2H0017

Communication System: UID 0, GPRS/EGPRS Mode(3up) Communication System (0); Frequency: 1880 MHz;Duty Cycle: 1:2.77013

Medium: HSL1900;Medium parameters used: f = 1880 MHz; σ = 1.418 S/m; ε_r = 41.237; ρ = 1000 kg/m^3
Phantom section: Flat Section

DASY 5 Configuration:

- Probe: EX3DV4 - SN3748; ConvF(7.35, 7.35, 7.35); Calibrated: 2020-07-29;
- Sensor-Surface: 1.4mm (Mechanical Surface Detection)
- Electronics: DAE3 Sn414; Calibrated: 2019-12-17
- Phantom: SAM6; Type: SAM; Serial: 1824
- DASY52 52.8.8(1258); SEMCAD X 14.6.10(7331)

Configuration/Body/Area Scan (5x8x1): Measurement grid: dx=15mm, dy=15mm
Maximum value of SAR (measured) = 1.03 W/kg

Configuration/Body/Zoom Scan (5x5x7)/Cube 0: Measurement grid: dx=8mm, dy=8mm, dz=5mm
Reference Value = 18.01 V/m; Power Drift = 0.04 dB
Peak SAR (extrapolated) = 2.36 W/kg
SAR(1 g) = 1.13 W/kg; SAR(10 g) = 0.515 W/kg
Maximum value of SAR (measured) = 1.87 W/kg

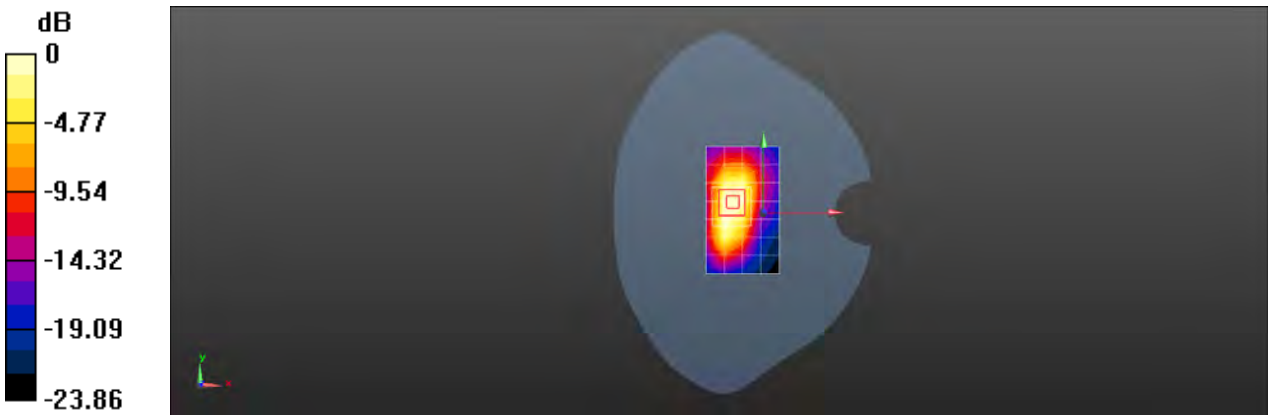

0 dB = 1.03 W/kg = 0.12 dBW/kg

Date: 2020-09-15

XT2091-4 GSM 1900 GPRS 3TS 810CH Bottom side 0mm

DUT: XT2091-4; Type: Mobile Cellular Phone; Serial: NU2L2H0017

Communication System: UID 0, GPRS/EGPRS Mode(3up) Communication System (0); Frequency: 1909.8 MHz;Duty Cycle: 1:2.77013

Medium: HSL1900;Medium parameters used: f = 1910 MHz; σ = 1.371 S/m; ε_r = 39.991; ρ = 1000 kg/m^3
Phantom section: Flat Section

DASY 5 Configuration:

- Probe: EX3DV4 - SN3748; ConvF(7.35, 7.35, 7.35); Calibrated: 2020-07-29;
- Sensor-Surface: 1.4mm (Mechanical Surface Detection)
- Electronics: DAE3 Sn414; Calibrated: 2019-12-17
- Phantom: SAM6; Type: SAM; Serial: 1824
- DASY52 52.8.8(1258); SEMCAD X 14.6.10(7331)

Configuration/Body/Area Scan (5x7x1): Measurement grid: dx=15mm, dy=15mm
Maximum value of SAR (measured) = 10.2 W/kg

Configuration/Body/Zoom Scan (5x5x7)/Cube 0: Measurement grid: dx=8mm, dy=8mm, dz=5mm
Reference Value = 68.27 V/m; Power Drift = -0.07 dB
Peak SAR (extrapolated) = 16.4 W/kg
SAR(1 g) = 5.84 W/kg; SAR(10 g) = 2.28 W/kg
Maximum value of SAR (measured) = 13.0 W/kg

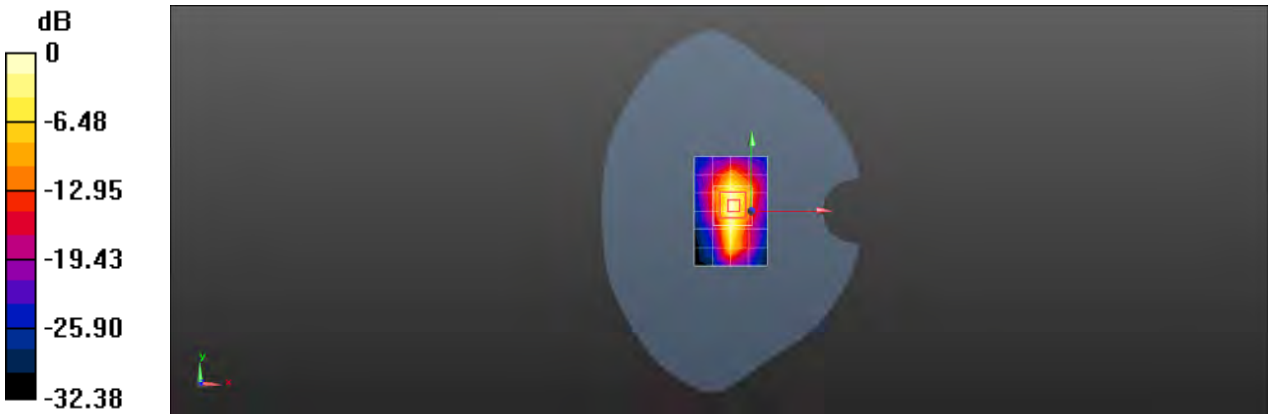

0 dB = 10.2 W/kg = 10.08 dBW/kg

Date: 2020-09-15

Test Laboratory: SGS-SAR Lab

XT2091-4 WCDMA Band II 9400CH Right cheek

DUT: XT2091-4; Type: Mobile Cellular Phone; Serial: NU2L2H0017

Communication System: UID 0, WCDMA (0); Frequency: 1880 MHz;Duty Cycle: 1:1

Medium: HSL1900;Medium parameters used: f = 1880 MHz; σ = 1.418 S/m; ε_r = 41.237; ρ = 1000 kg/m^3
Phantom section: Right Section

DASY 5 Configuration:

- Probe: EX3DV4 - SN3748; ConvF(7.35, 7.35, 7.35); Calibrated: 2020-07-29;
- Sensor-Surface: 1.4mm (Mechanical Surface Detection)
- Electronics: DAE3 Sn414; Calibrated: 2019-12-17
- Phantom: SAM6; Type: SAM; Serial: 1824
- DASY52 52.8.8(1258); SEMCAD X 14.6.10(7331)

Configuration/Head/Area Scan (8x13x1): Measurement grid: dx=15mm, dy=15mm
Maximum value of SAR (measured) = 0.223 W/kg

Configuration/Head/Zoom Scan (5x5x7)/Cube 0: Measurement grid: dx=8mm, dy=8mm, dz=5mm
Reference Value = 4.172 V/m; Power Drift = -0.08 dB
Peak SAR (extrapolated) = 0.302 W/kg
SAR(1 g) = 0.191 W/kg; SAR(10 g) = 0.114 W/kg
Maximum value of SAR (measured) = 0.267 W/kg



0 dB = 0.223 W/kg = -6.52 dBW/kg

Date: 2020-09-15

Test Laboratory: SGS-SAR Lab

XT2091-4 WCDMA Band II 9400CH Back side 5mm

DUT: XT2091-4; Type: Mobile Cellular Phone; Serial: NU2L2H0017

Communication System: UID 0, WCDMA (0); Frequency: 1880 MHz;Duty Cycle: 1:1

Medium: HSL1900;Medium parameters used: f = 1880 MHz; σ = 1.418 S/m; ε_r = 41.237; ρ = 1000 kg/m^3
Phantom section: Flat Section

DASY 5 Configuration:

- Probe: EX3DV4 - SN3748; ConvF(7.35, 7.35, 7.35); Calibrated: 2020-07-29;
- Sensor-Surface: 1.4mm (Mechanical Surface Detection)
- Electronics: DAE3 Sn414; Calibrated: 2019-12-17
- Phantom: SAM6; Type: SAM; Serial: 1824
- DASY52 52.8.8(1258); SEMCAD X 14.6.10(7331)

Configuration/Body/Area Scan (8x14x1): Measurement grid: dx=15mm, dy=15mm
Maximum value of SAR (measured) = 1.34 W/kg

Configuration/Body/Zoom Scan (5x5x7)/Cube 0: Measurement grid: dx=8mm, dy=8mm, dz=5mm
Reference Value = 4.817 V/m; Power Drift = -0.07 dB
Peak SAR (extrapolated) = 2.03 W/kg
SAR(1 g) = 1.03 W/kg; SAR(10 g) = 0.495 W/kg
Maximum value of SAR (measured) = 1.71 W/kg

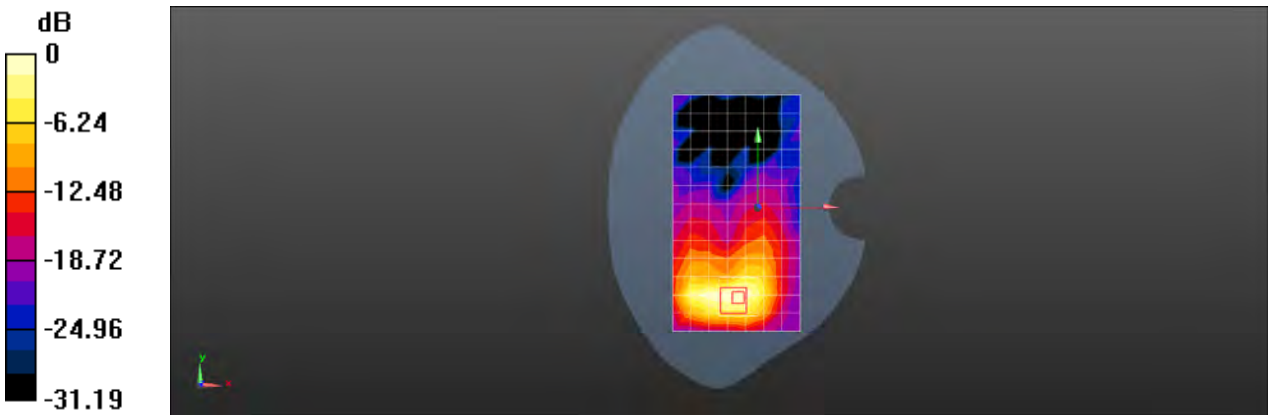

0 dB = 1.34 W/kg = 1.27 dBW/kg

Date: 2020-09-15

Test Laboratory: SGS-SAR Lab

XT2091-4 WCDMA Band II 9400CH Bottom side 5mm

DUT: XT2091-4; Type: Mobile Cellular Phone; Serial: NU2L2H0017

Communication System: UID 0, WCDMA (0); Frequency: 1880 MHz;Duty Cycle: 1:1

Medium: HSL1900;Medium parameters used: f = 1880 MHz; σ = 1.418 S/m; ε_r = 41.237; ρ = 1000 kg/m^3
Phantom section: Flat Section

DASY 5 Configuration:

- Probe: EX3DV4 - SN3748; ConvF(7.35, 7.35, 7.35); Calibrated: 2020-07-29;
- Sensor-Surface: 1.4mm (Mechanical Surface Detection)
- Electronics: DAE3 Sn414; Calibrated: 2019-12-17
- Phantom: SAM6; Type: SAM; Serial: 1824
- DASY52 52.8.8(1258); SEMCAD X 14.6.10(7331)

Configuration/Body/Area Scan (5x8x1): Measurement grid: dx=15mm, dy=15mm
Maximum value of SAR (measured) = 1.66 W/kg

Configuration/Body/Zoom Scan (5x5x7)/Cube 0: Measurement grid: dx=8mm, dy=8mm, dz=5mm
Reference Value = 13.77 V/m; Power Drift = 0.02 dB
Peak SAR (extrapolated) = 2.53 W/kg
SAR(1 g) = 1.17 W/kg; SAR(10 g) = 0.528 W/kg
Maximum value of SAR (measured) = 2.05 W/kg

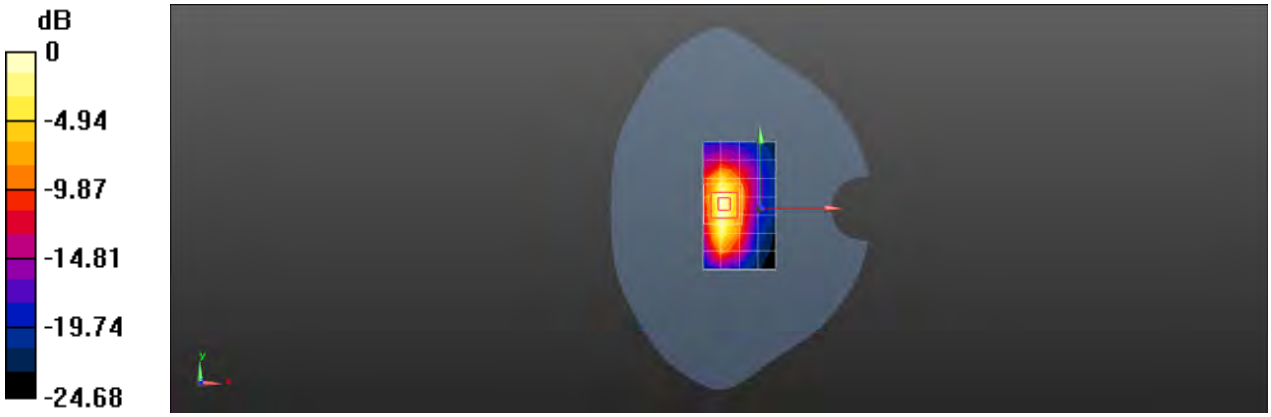

0 dB = 1.66 W/kg = 2.21 dBW/kg

Date: 2020-09-15

Test Laboratory: SGS-SAR Lab

XT2091-4 WCDMA Band II 9262CH Bottom side 0mm

DUT: XT2091-4; Type: Mobile Cellular Phone; Serial: NU2L2H0017

Communication System: UID 0, WCDMA (0); Frequency: 1852.4 MHz;Duty Cycle: 1:1

Medium: HSL1900;Medium parameters used (interpolated): f = 1852.4 MHz; σ = 1.388 S/m; ε_r = 41.364; ρ = 1000 kg/m^3
Phantom section: Flat Section

DASY 5 Configuration:

- Probe: EX3DV4 - SN3748; ConvF(7.35, 7.35, 7.35); Calibrated: 2020-07-29;
- Sensor-Surface: 1.4mm (Mechanical Surface Detection)
- Electronics: DAE3 Sn414; Calibrated: 2019-12-17
- Phantom: SAM6; Type: SAM; Serial: 1824
- DASY52 52.8.8(1258); SEMCAD X 14.6.10(7331)

Configuration/Body/Area Scan (5x8x1): Measurement grid: dx=15mm, dy=15mm
Maximum value of SAR (measured) = 8.06 W/kg

Configuration/Body/Zoom Scan (5x5x7)/Cube 0: Measurement grid: dx=8mm, dy=8mm, dz=5mm
Reference Value = 19.98 V/m; Power Drift = 0.01 dB
Peak SAR (extrapolated) = 13.7 W/kg
SAR(1 g) = 5.35 W/kg; SAR(10 g) = 2.17 W/kg
Maximum value of SAR (measured) = 10.7 W/kg

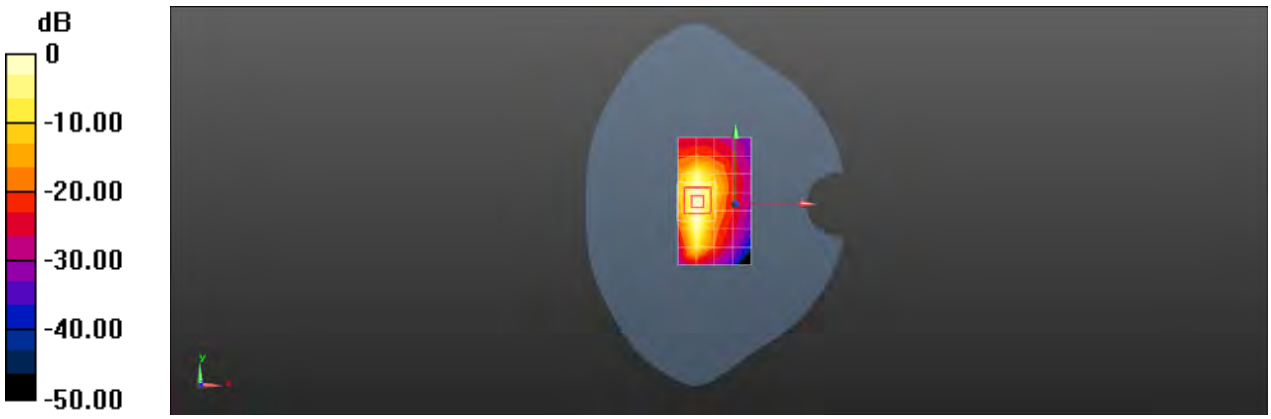

0 dB = 8.06 W/kg = 9.07 dBW/kg

Date: 2020-09-16

Test Laboratory: SGS-SAR Lab

XT2091-4 WCDMA Band IV 1412CH Right cheek

DUT: XT2091-4; Type: Mobile Cellular Phone; Serial: NU2L2H0017

Communication System: UID 0, WCDMA (0); Frequency: 1732.4 MHz;Duty Cycle: 1:1

Medium: HSL1750;Medium parameters used (interpolated): f = 1732.4 MHz; σ = 1.345 S/m; ε_r = 39.222; ρ = 1000 kg/m^3
Phantom section: Right Section

DASY 5 Configuration:

- Probe: EX3DV4 - SN3748; ConvF(7.68, 7.68, 7.68); Calibrated: 2020-07-29;
- Sensor-Surface: 1.4mm (Mechanical Surface Detection)
- Electronics: DAE3 Sn414; Calibrated: 2019-12-17
- Phantom: SAM6; Type: SAM; Serial: 1824
- DASY52 52.8.8(1258); SEMCAD X 14.6.10(7331)

Configuration/Head/Area Scan (8x13x1): Measurement grid: dx=15mm, dy=15mm
Maximum value of SAR (measured) = 0.286 W/kg

Configuration/Head/Zoom Scan (5x5x7)/Cube 0: Measurement grid: dx=8mm, dy=8mm, dz=5mm
Reference Value = 4.281 V/m; Power Drift = 0.02 dB
Peak SAR (extrapolated) = 0.361 W/kg
SAR(1 g) = 0.229 W/kg; SAR(10 g) = 0.146 W/kg
Maximum value of SAR (measured) = 0.317 W/kg



0 dB = 0.286 W/kg = -5.44 dBW/kg

Date: 2020-09-16

Test Laboratory: SGS-SAR Lab

XT2091-4 WCDMA Band IV 1513CH Back side 5mm

DUT: XT2091-4; Type: Mobile Cellular Phone; Serial: NU2L2H0017

Communication System: UID 0, WCDMA (0); Frequency: 1752.6 MHz;Duty Cycle: 1:1

Medium: HSL1750;Medium parameters used: f = 1753 MHz; σ = 1.356 S/m; ε_r = 39.121; ρ = 1000 kg/m^3
Phantom section: Flat Section

DASY 5 Configuration:

- Probe: EX3DV4 - SN3748; ConvF(7.68, 7.68, 7.68); Calibrated: 2020-07-29;
- Sensor-Surface: 1.4mm (Mechanical Surface Detection)
- Electronics: DAE3 Sn414; Calibrated: 2019-12-17
- Phantom: SAM6; Type: SAM; Serial: 1824
- DASY52 52.8.8(1258); SEMCAD X 14.6.10(7331)

Configuration/Body/Area Scan (8x14x1): Measurement grid: dx=15mm, dy=15mm
Maximum value of SAR (measured) = 0.867 W/kg

Configuration/Body/Zoom Scan (5x5x7)/Cube 0: Measurement grid: dx=8mm, dy=8mm, dz=5mm
Reference Value = 3.587 V/m; Power Drift = = 0.02 dB
Peak SAR (extrapolated) = 2.20 W/kg
SAR(1 g) = 1.14 W/kg; SAR(10 g) = 0.562 W/kg
Maximum value of SAR (measured) = 1.75 W/kg

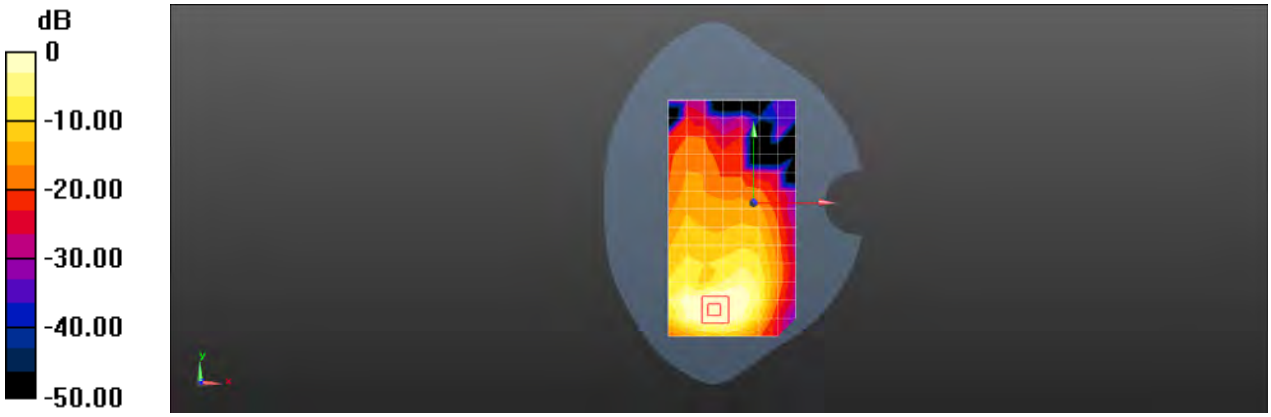

0 dB = 0.867 W/kg = -0.62 dBW/kg

Date: 2020-09-16

Test Laboratory: SGS-SAR Lab

XT2091-4 WCDMA Band IV 1312CH Bottom side 5mm

DUT: XT2091-4; Type: Mobile Cellular Phone; Serial: NU2L2H0017

Communication System: UID 0, WCDMA (0); Frequency: 1712.4 MHz;Duty Cycle: 1:1

Medium: HSL1750;Medium parameters used (interpolated): f = 1712.4 MHz; σ = 1.328 S/m; ε_r = 39.261; ρ = 1000 kg/m^3
Phantom section: Flat Section

DASY 5 Configuration:

- Probe: EX3DV4 - SN3748; ConvF(7.68, 7.68, 7.68); Calibrated: 2020-07-29;
- Sensor-Surface: 1.4mm (Mechanical Surface Detection)
- Electronics: DAE3 Sn414; Calibrated: 2019-12-17
- Phantom: SAM6; Type: SAM; Serial: 1824
- DASY52 52.8.8(1258); SEMCAD X 14.6.10(7331)

Configuration/Body/Area Scan (5x7x1): Measurement grid: dx=15mm, dy=15mm
Maximum value of SAR (measured) = 1.54 W/kg

Configuration/Body/Zoom Scan (5x5x7)/Cube 0: Measurement grid: dx=8mm, dy=8mm, dz=5mm
Reference Value = 15.04 V/m; Power Drift = 0.05 dB
Peak SAR (extrapolated) = 2.37 W/kg
SAR(1 g) = 1.11 W/kg; SAR(10 g) = 0.514 W/kg
Maximum value of SAR (measured) = 1.94 W/kg

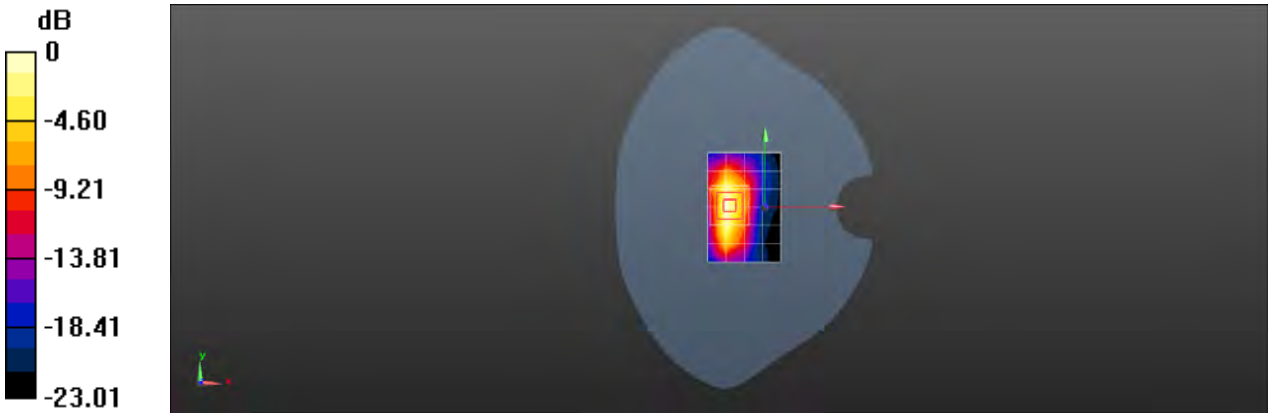

0 dB = 1.54 W/kg = 1.88 dBW/kg

Date: 2020-09-16

Test Laboratory: SGS-SAR Lab

XT2091-4 WCDMA Band IV 1312CH Bottom side 0mm

DUT: XT2091-4; Type: Mobile Cellular Phone; Serial: NU2L2H0017

Communication System: UID 0, WCDMA (0); Frequency: 1712.4 MHz;Duty Cycle: 1:1

Medium: HSL1750;Medium parameters used (interpolated): f = 1712.4 MHz; σ = 1.328 S/m; ε_r = 39.261; ρ = 1000 kg/m^3
Phantom section: Flat Section

DASY 5 Configuration:

- Probe: EX3DV4 - SN3748; ConvF(7.68, 7.68, 7.68); Calibrated: 2020-07-29;
- Sensor-Surface: 1.4mm (Mechanical Surface Detection)
- Electronics: DAE3 Sn414; Calibrated: 2019-12-17
- Phantom: SAM6; Type: SAM; Serial: 1824
- DASY52 52.8.8(1258); SEMCAD X 14.6.10(7331)

Configuration/Body/Area Scan (5x7x1): Measurement grid: dx=15mm, dy=15mm
Maximum value of SAR (measured) = 6.39 W/kg

Configuration/Body/Zoom Scan (5x5x7)/Cube 0: Measurement grid: dx=8mm, dy=8mm, dz=5mm
Reference Value = 24.51 V/m; Power Drift = 0.04 dB
Peak SAR (extrapolated) = 14.1 W/kg
SAR(1 g) = 5.39 W/kg; SAR(10 g) = 2.16 W/kg
Maximum value of SAR (measured) = 9.92 W/kg

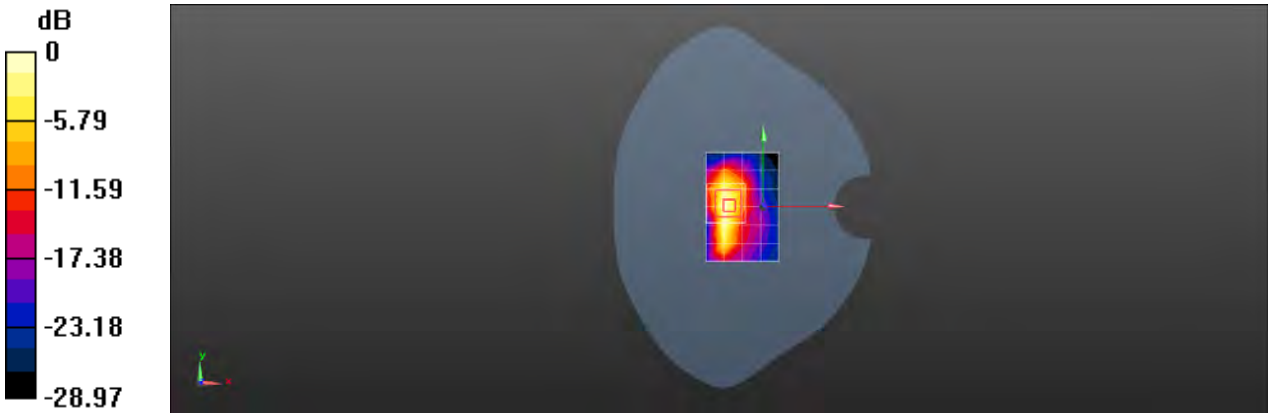

0 dB = 6.39 W/kg = 8.05 dBW/kg

Date: 2020-09-19

Test Laboratory: SGS-SAR Lab

XT2091-4 WCDMA Band V 4182CH Right cheek

DUT: XT2091-4; Type: Mobile Cellular Phone; Serial: NU2L2H0017

Communication System: UID 0, WCDMA (0); Frequency: 836.4 MHz;Duty Cycle: 1:1

Medium: HSL835;Medium parameters used (interpolated): f = 836.4 MHz; σ = 0.886 S/m; ε_r = 40.629; ρ = 1000 kg/m^3
Phantom section: Right Section

DASY 5 Configuration:

- Probe: EX3DV4 - SN3748; ConvF(8.8, 8.8, 8.8); Calibrated: 2020-07-29;
- Sensor-Surface: 1.4mm (Mechanical Surface Detection)
- Electronics: DAE3 Sn414; Calibrated: 2019-12-17
- Phantom: SAM6; Type: SAM; Serial: 1824
- DASY52 52.8.8(1258); SEMCAD X 14.6.10(7331)

Configuration/Head/Area Scan (8x13x1): Measurement grid: dx=15mm, dy=15mm
Maximum value of SAR (measured) = 0.257 W/kg

Configuration/Head/Zoom Scan (5x5x7)/Cube 0: Measurement grid: dx=8mm, dy=8mm, dz=5mm
Reference Value = 5.714 V/m; Power Drift = 0.04 dB
Peak SAR (extrapolated) = 0.308 W/kg
SAR(1 g) = 0.222 W/kg; SAR(10 g) = 0.166 W/kg
Maximum value of SAR (measured) = 0.282 W/kg



0 dB = 0.257 W/kg = -5.90 dBW/kg

Date: 2020-09-19

Test Laboratory: SGS-SAR Lab

XT2091-4 WCDMA Band V 4233CH Back side 5mm

DUT: XT2091-4; Type: Mobile Cellular Phone; Serial: NU2L2H0017

Communication System: UID 0, WCDMA (0); Frequency: 846.6 MHz;Duty Cycle: 1:1

Medium: HSL835;Medium parameters used: f = 847 MHz; σ = 0.893 S/m; ε_r = 40.561; ρ = 1000 kg/m^3
Phantom section: Flat Section

DASY 5 Configuration:

- Probe: EX3DV4 - SN3748; ConvF(8.8, 8.8, 8.8); Calibrated: 2020-07-29;
- Sensor-Surface: 1.4mm (Mechanical Surface Detection)
- Electronics: DAE3 Sn414; Calibrated: 2019-12-17
- Phantom: SAM6; Type: SAM; Serial: 1824
- DASY52 52.8.8(1258); SEMCAD X 14.6.10(7331)

Configuration/Body/Area Scan (8x14x1): Measurement grid: dx=15mm, dy=15mm
Maximum value of SAR (measured) = 1.40 W/kg

Configuration/Body/Zoom Scan (5x5x7)/Cube 0: Measurement grid: dx=8mm, dy=8mm, dz=5mm
Reference Value = 13.55 V/m; Power Drift = -0.09 dB
Peak SAR (extrapolated) = 1.92 W/kg
SAR(1 g) = 0.915 W/kg; SAR(10 g) = 0.498 W/kg
Maximum value of SAR (measured) = 1.50 W/kg

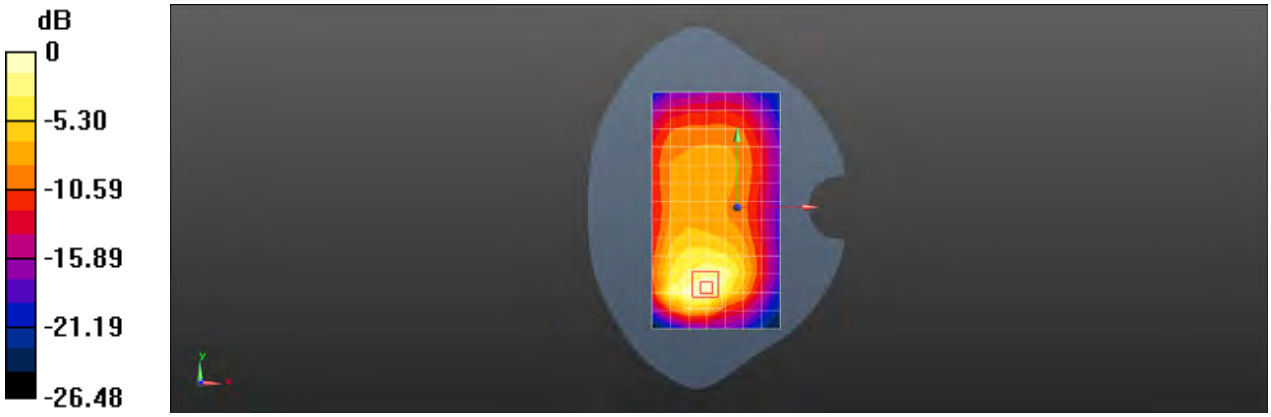

0 dB = 1.40 W/kg = 1.47 dBW/kg

Date: 2020-09-14

Test Laboratory: SGS-SAR Lab

XT2091-4 LTE Band 2 20M QPSK 1RB50 18700CH Right cheek

DUT: XT2091-4; Type: Mobile Cellular Phone; Serial: NU2L2H0017

Communication System: UID 0, LTE-FDD BW 20MHz (0); Frequency: 1860 MHz;Duty Cycle: 1:1

Medium: HSL1900;Medium parameters used: f = 1860 MHz; σ = 1.36 S/m; ε_r = 40.764; ρ = 1000 kg/m^3
Phantom section: Right Section

DASY 5 Configuration:

- Probe: EX3DV4 - SN3748; ConvF(7.35, 7.35, 7.35); Calibrated: 2020-07-29;
- Sensor-Surface: 1.4mm (Mechanical Surface Detection)
- Electronics: DAE3 Sn414; Calibrated: 2019-12-17
- Phantom: SAM6; Type: SAM; Serial: 1824
- DASY52 52.8.8(1258); SEMCAD X 14.6.10(7331)

Configuration/Head/Area Scan (8x13x1): Measurement grid: dx=15mm, dy=15mm
Maximum value of SAR (measured) = 0.209 W/kg

Configuration/Head/Zoom Scan (5x5x7)/Cube 0: Measurement grid: dx=8mm, dy=8mm, dz=5mm
Reference Value = 4.033 V/m; Power Drift = 0.09 dB
Peak SAR (extrapolated) = 0.225 W/kg
SAR(1 g) = 0.142 W/kg; SAR(10 g) = 0.087 W/kg
Maximum value of SAR (measured) = 0.200 W/kg



0 dB = 0.209 W/kg = -6.80 dBW/kg

Date: 2020-09-14

Test Laboratory: SGS-SAR Lab

XT2091-4 LTE Band 2 20M QPSK 100RB0 18700CH Back side 5mm

DUT: XT2091-4; Type: Mobile Cellular Phone; Serial: NU2L2H0017

Communication System: UID 0, LTE-FDD BW 20MHz (0); Frequency: 1860 MHz;Duty Cycle: 1:1

Medium: HSL1900;Medium parameters used: f = 1860 MHz; σ = 1.36 S/m; ε_r = 40.764; ρ = 1000 kg/m^3
Phantom section: Flat Section

DASY 5 Configuration:

- Probe: EX3DV4 - SN3748; ConvF(7.35, 7.35, 7.35); Calibrated: 2020-07-29;
- Sensor-Surface: 1.4mm (Mechanical Surface Detection)
- Electronics: DAE3 Sn414; Calibrated: 2019-12-17
- Phantom: SAM6; Type: SAM; Serial: 1824
- DASY52 52.8.8(1258); SEMCAD X 14.6.10(7331)

Configuration/Body/Area Scan (8x14x1): Measurement grid: dx=15mm, dy=15mm
Maximum value of SAR (measured) = 1.36 W/kg

Configuration/Body/Zoom Scan (5x5x7)/Cube 0: Measurement grid: dx=8mm, dy=8mm, dz=5mm
Reference Value = 3.946 V/m; Power Drift = -0.04 dB
Peak SAR (extrapolated) = 1.83 W/kg
SAR(1 g) = 0.981 W/kg; SAR(10 g) = 0.464 W/kg
Maximum value of SAR (measured) = 1.50 W/kg

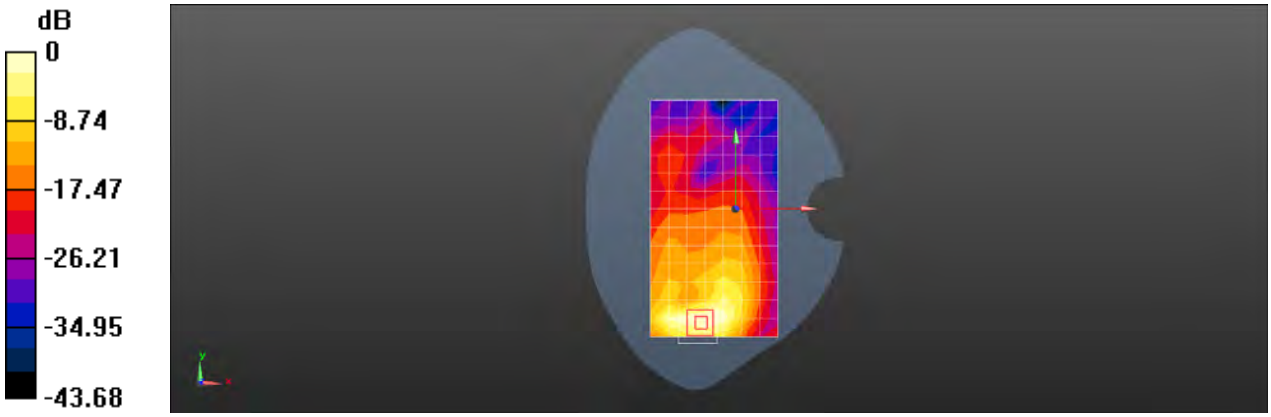

0 dB = 1.36 W/kg = 1.33 dBW/kg

Date: 2020-09-14

Test Laboratory: SGS-SAR Lab

XT2091-4 LTE Band 2 20M QPSK 50RB50 19100CH Bottom side 0mm

DUT: XT2091-4; Type: Mobile Cellular Phone; Serial: NU2L2H0017

Communication System: UID 0, LTE-FDD BW 20MHz (0); Frequency: 1900 MHz;Duty Cycle: 1:1

Medium: HSL1900;Medium parameters used: f = 1900 MHz; σ = 1.373 S/m; ε_r = 40.58; ρ = 1000 kg/m^3
Phantom section: Flat Section

DASY 5 Configuration:

- Probe: EX3DV4 - SN3748; ConvF(7.35, 7.35, 7.35); Calibrated: 2020-07-29;
- Sensor-Surface: 1.4mm (Mechanical Surface Detection)
- Electronics: DAE3 Sn414; Calibrated: 2019-12-17
- Phantom: SAM6; Type: SAM; Serial: 1824
- DASY52 52.8.8(1258); SEMCAD X 14.6.10(7331)

Configuration/Body/Area Scan (5x8x1): Measurement grid: dx=15mm, dy=15mm
Maximum value of SAR (measured) = 3.66 W/kg

Configuration/Body/Zoom Scan (5x5x7)/Cube 0: Measurement grid: dx=8mm, dy=8mm, dz=5mm
Reference Value = 18.30 V/m; Power Drift = 0.09 dB
Peak SAR (extrapolated) = 15.3 W/kg
SAR(1 g) = 5.68 W/kg; SAR(10 g) = 2.35 W/kg
Maximum value of SAR (measured) = 12.3 W/kg

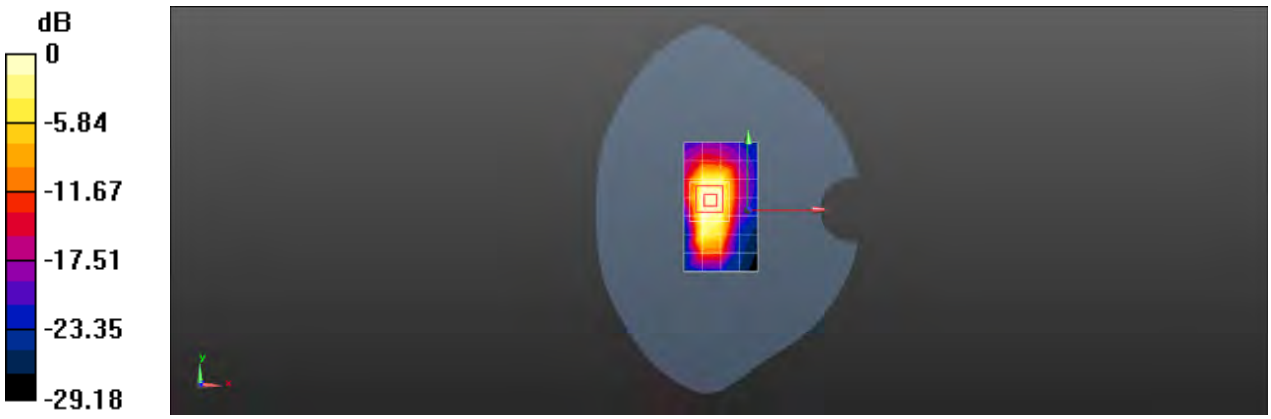

0 dB = 3.66 W/kg = 5.64 dBW/kg

Date: 2020-09-16

Test Laboratory: SGS-SAR Lab

XT2091-4 LTE Band 4 20M QPSK 1RB99 20175CH Right cheek

DUT: XT2091-4; Type: Mobile Cellular Phone; Serial: NU2L2H0017

Communication System: UID 0, LTE-FDD BW 20MHz (0); Frequency: 1732.5 MHz;Duty Cycle: 1:1

Medium: HSL1750;Medium parameters used (interpolated): f = 1732.5 MHz; σ = 1.345 S/m; ε_r = 39.222; ρ = 1000 kg/m^3
Phantom section: Right Section

DASY 5 Configuration:

- Probe: EX3DV4 - SN3748; ConvF(7.68, 7.68, 7.68); Calibrated: 2020-07-29;
- Sensor-Surface: 1.4mm (Mechanical Surface Detection)
- Electronics: DAE3 Sn414; Calibrated: 2019-12-17
- Phantom: SAM6; Type: SAM; Serial: 1824
- DASY52 52.8.8(1258); SEMCAD X 14.6.10(7331)

Configuration/Head/Area Scan (8x13x1): Measurement grid: dx=15mm, dy=15mm
Maximum value of SAR (measured) = 0.275 W/kg

Configuration/Head/Zoom Scan (5x5x7)/Cube 0: Measurement grid: dx=8mm, dy=8mm, dz=5mm
Reference Value = 4.084 V/m; Power Drift = 0.07 dB
Peak SAR (extrapolated) = 0.364 W/kg
SAR(1 g) = 0.235 W/kg; SAR(10 g) = 0.146 W/kg
Maximum value of SAR (measured) = 0.315 W/kg



0 dB = 0.275 W/kg = -5.61 dBW/kg

Date: 2020-09-16

Test Laboratory: SGS-SAR Lab

XT2091-4 LTE Band 4 20M QPSK 50RB50 20050CH Back side 5mm

DUT: XT2091-4; Type: Mobile Cellular Phone; Serial: NU2L2H0017

Communication System: UID 0, LTE-FDD BW 20MHz (0); Frequency: 1720 MHz;Duty Cycle: 1:1

Medium: HSL1750;Medium parameters used: f = 1720 MHz; σ = 1.349 S/m; ε_r = 39.231; ρ = 1000 kg/m^3
Phantom section: Flat Section

DASY 5 Configuration:

- Probe: EX3DV4 - SN3748; ConvF(7.68, 7.68, 7.68); Calibrated: 2020-07-29;
- Sensor-Surface: 1.4mm (Mechanical Surface Detection)
- Electronics: DAE3 Sn414; Calibrated: 2019-12-17
- Phantom: SAM6; Type: SAM; Serial: 1824
- DASY52 52.8.8(1258); SEMCAD X 14.6.10(7331)

Configuration/Body/Area Scan (8x14x1): Measurement grid: dx=15mm, dy=15mm
Maximum value of SAR (measured) = 1.29 W/kg

Configuration/Body/Zoom Scan (5x5x7)/Cube 0: Measurement grid: dx=8mm, dy=8mm, dz=5mm
Reference Value = 2.935 V/m; Power Drift = 0.12 dB
Peak SAR (extrapolated) = 1.64 W/kg
SAR(1 g) = 0.878 W/kg; SAR(10 g) = 0.442 W/kg
Maximum value of SAR (measured) = 1.38 W/kg

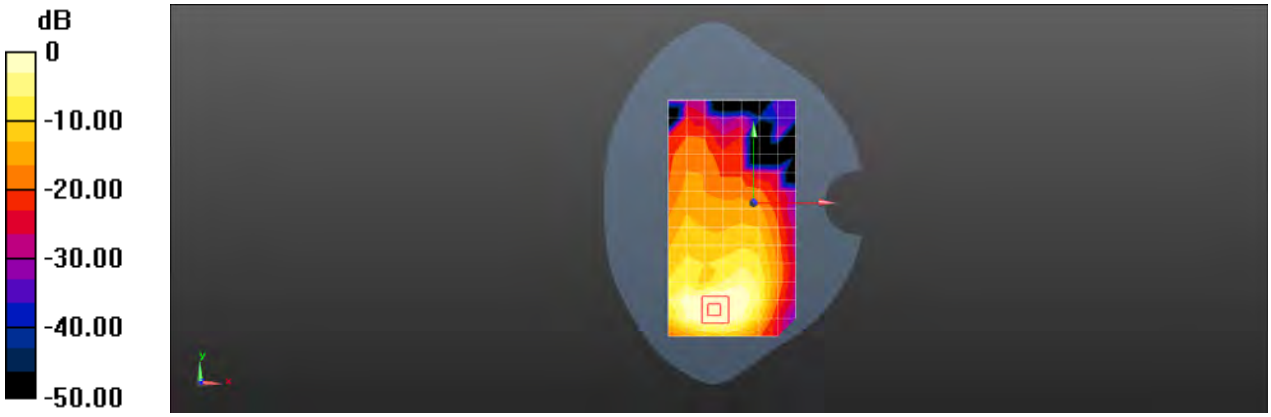

0 dB = 1.29 W/kg = 1.11 dBW/kg

Date: 2020-09-16

Test Laboratory: SGS-SAR Lab

XT2091-4 LTE Band 4 20M QPSK 50RB50 20050CH Bottom side 5mm

DUT: XT2091-4; Type: Mobile Cellular Phone; Serial: NU2L2H0017

Communication System: UID 0, LTE-FDD BW 20MHz (0); Frequency: 1720 MHz;Duty Cycle: 1:1

Medium: HSL1750;Medium parameters used: f = 1720 MHz; σ = 1.329 S/m; ε_r = 39.231; ρ = 1000 kg/m^3
Phantom section: Flat Section

DASY 5 Configuration:

- Probe: EX3DV4 - SN3748; ConvF(7.68, 7.68, 7.68); Calibrated: 2020-07-29;
- Sensor-Surface: 1.4mm (Mechanical Surface Detection)
- Electronics: DAE3 Sn414; Calibrated: 2019-12-17
- Phantom: SAM6; Type: SAM; Serial: 1824
- DASY52 52.8.8(1258); SEMCAD X 14.6.10(7331)

Configuration/Body/Area Scan (5x8x1): Measurement grid: dx=15mm, dy=15mm
Maximum value of SAR (measured) = 1.36 W/kg

Configuration/Body/Zoom Scan (5x5x7)/Cube 0: Measurement grid: dx=8mm, dy=8mm, dz=5mm
Reference Value = 11.11 V/m; Power Drift = 0.07 dB
Peak SAR (extrapolated) = 1.99 W/kg
SAR(1 g) = 0.944 W/kg; SAR(10 g) = 0.439 W/kg
Maximum value of SAR (measured) = 1.58 W/kg

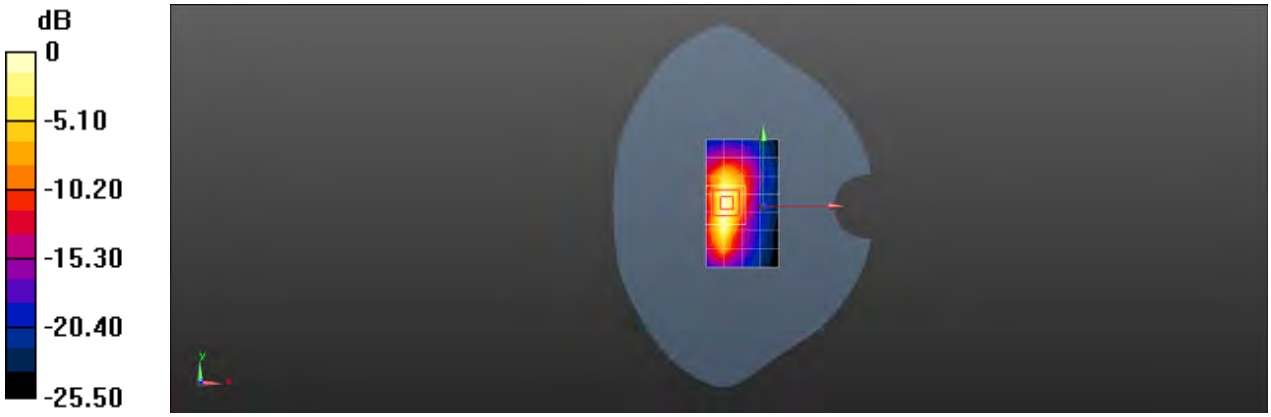

0 dB = 1.36 W/kg = 1.33 dBW/kg

Date: 2020-09-16

Test Laboratory: SGS-SAR Lab

XT2091-4 LTE Band 4 20M QPSK 50RB50 20300CH Back side 0mm

DUT: XT2091-4; Type: Mobile Cellular Phone; Serial: NU2L2H0017

Communication System: UID 0, LTE-FDD BW 20MHz (0); Frequency: 1745 MHz;Duty Cycle: 1:1

Medium: HSL1750;Medium parameters used: f = 1745 MHz; σ = 1.357 S/m; ε_r = 39.167; ρ = 1000 kg/m^3
Phantom section: Flat Section

DASY 5 Configuration:

- Probe: EX3DV4 - SN3748; ConvF(7.68, 7.68, 7.68); Calibrated: 2020-07-29;
- Sensor-Surface: 1.4mm (Mechanical Surface Detection)
- Electronics: DAE3 Sn414; Calibrated: 2019-12-17
- Phantom: SAM6; Type: SAM; Serial: 1824
- DASY52 52.8.8(1258); SEMCAD X 14.6.10(7331)

Configuration/Body/Area Scan (8x14x1): Measurement grid: dx=15mm, dy=15mm
Maximum value of SAR (measured) = 7.20 W/kg

Configuration/Body/Zoom Scan (5x5x7)/Cube 0: Measurement grid: dx=8mm, dy=8mm, dz=5mm
Reference Value = 1.491 V/m; Power Drift = 0.05 dB
Peak SAR (extrapolated) = 12.7 W/kg
SAR(1 g) = 4.65 W/kg; SAR(10 g) = 2.01 W/kg
Maximum value of SAR (measured) = 8.35 W/kg

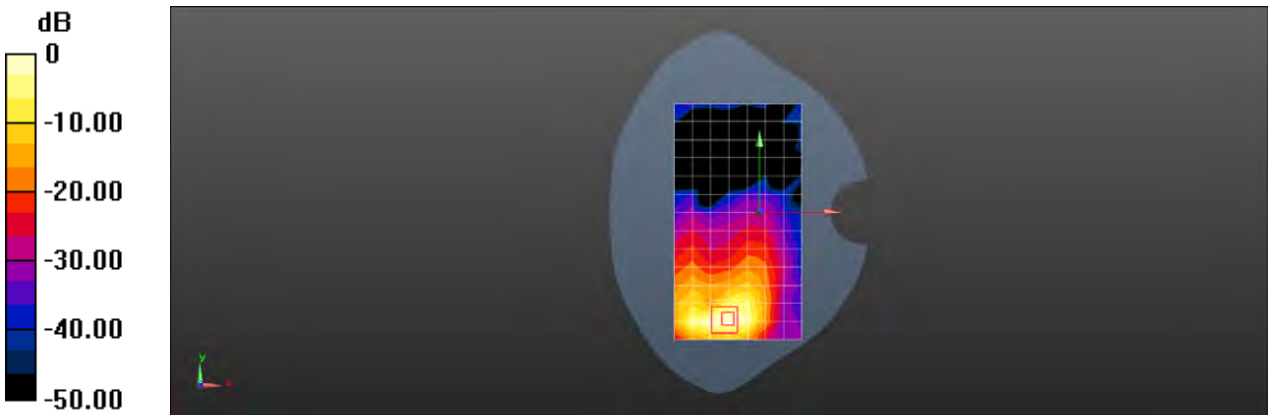

0 dB = 7.20 W/kg = 8.57 dBW/kg

Date: 2020-09-19

Test Laboratory: SGS-SAR Lab

XT2091-4 LTE Band 5 10M QPSK 1RB49 20525CH Left cheek

DUT: XT2091-4; Type: Mobile Cellular Phone; Serial: NU2L2H0017

Communication System: UID 0, LTE-FDD BW 10MHZ (0); Frequency: 836.5 MHz;Duty Cycle: 1:1

Medium: HSL835;Medium parameters used (interpolated): f = 836.5 MHz; σ = 0.908 S/m; ε_r = 42.203; ρ = 1000 kg/m^3
Phantom section: Left Section

DASY 5 Configuration:

- Probe: EX3DV4 - SN3748; ConvF(8.8, 8.8, 8.8); Calibrated: 2020-07-29;
- Sensor-Surface: 1.4mm (Mechanical Surface Detection)
- Electronics: DAE3 Sn414; Calibrated: 2019-12-17
- Phantom: SAM6; Type: SAM; Serial: 1824
- DASY52 52.8.8(1258); SEMCAD X 14.6.10(7331)

Configuration/Head/Area Scan (8x13x1): Measurement grid: dx=15mm, dy=15mm
Maximum value of SAR (measured) = 0.266 W/kg

Configuration/Head/Zoom Scan (5x5x7)/Cube 0: Measurement grid: dx=8mm, dy=8mm, dz=5mm
Reference Value = 5.618 V/m; Power Drift = -0.13 dB
Peak SAR (extrapolated) = 0.324 W/kg
SAR(1 g) = 0.234 W/kg; SAR(10 g) = 0.175 W/kg
Maximum value of SAR (measured) = 0.297 W/kg

0 dB = 0.266 W/kg = -5.75 dBW/kg

Date: 2020-09-19

Test Laboratory: SGS-SAR Lab

XT2091-4 LTE Band 5 10M QPSK 1RB49 20450CH Back side 5mm

DUT: XT2091-4; Type: Mobile Cellular Phone; Serial: NU2L2H0017

Communication System: UID 0, LTE-FDD BW 10MHZ (0); Frequency: 829 MHz;Duty Cycle: 1:1

Medium: HSL835;Medium parameters used: f = 829 MHz; σ = 0.9 S/m; ε_r = 42.148; ρ = 1000 kg/m^3
Phantom section: Flat Section

DASY 5 Configuration:

- Probe: EX3DV4 - SN3748; ConvF(8.8, 8.8, 8.8); Calibrated: 2020-07-29;
- Sensor-Surface: 1.4mm (Mechanical Surface Detection)
- Electronics: DAE3 Sn414; Calibrated: 2019-12-17
- Phantom: SAM6; Type: SAM; Serial: 1824
- DASY52 52.8.8(1258); SEMCAD X 14.6.10(7331)

Configuration/Body/Area Scan (8x14x1): Measurement grid: dx=15mm, dy=15mm
Maximum value of SAR (measured) = 1.43 W/kg

Configuration/Body/Zoom Scan (5x5x7)/Cube 0: Measurement grid: dx=8mm, dy=8mm, dz=5mm
Reference Value = 13.28 V/m; Power Drift = 0.04 dB
Peak SAR (extrapolated) = 2.01 W/kg
SAR(1 g) = 0.966 W/kg; SAR(10 g) = 0.535 W/kg
Maximum value of SAR (measured) = 1.60 W/kg

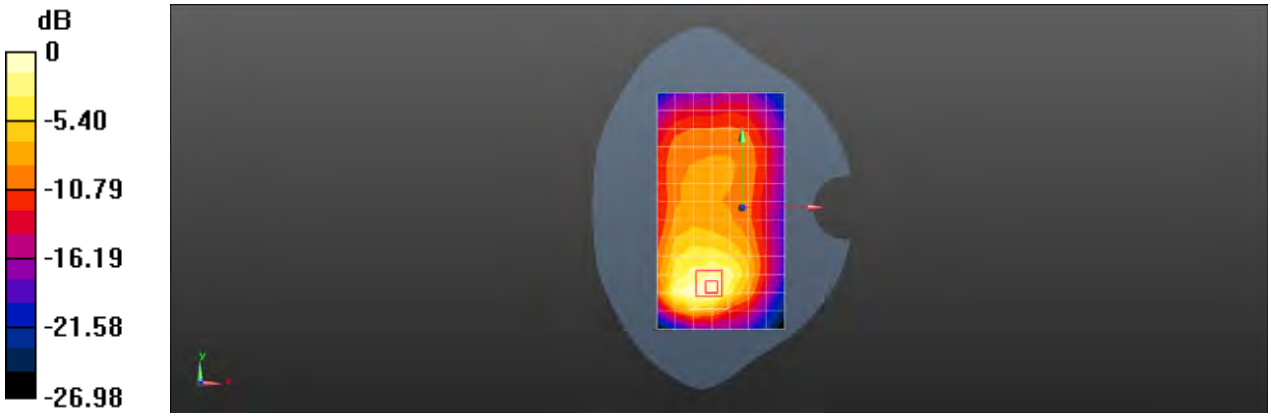

0 dB = 1.43 W/kg = 1.55 dBW/kg

Date: 2020-09-19

Test Laboratory: SGS-SAR Lab

XT2091-4 LTE Band 5 10M QPSK 1RB49 20525CH Back side 0mm

DUT: XT2091-4; Type: Mobile Cellular Phone; Serial: NU2L2H0017

Communication System: UID 0, LTE-FDD BW 10MHZ (0); Frequency: 836.5 MHz;Duty Cycle: 1:1

Medium: HSL835;Medium parameters used (interpolated): f = 836.5 MHz; σ = 0.908 S/m; ε_r = 42.203; ρ = 1000 kg/m^3
Phantom section: Flat Section

DASY 5 Configuration:

- Probe: EX3DV4 - SN3748; ConvF(8.8, 8.8, 8.8); Calibrated: 2020-07-29;
- Sensor-Surface: 1.4mm (Mechanical Surface Detection)
- Electronics: DAE3 Sn414; Calibrated: 2019-12-17
- Phantom: SAM6; Type: SAM; Serial: 1824
- DASY52 52.8.8(1258); SEMCAD X 14.6.10(7331)

Configuration/Body/Area Scan (8x13x1): Measurement grid: dx=15mm, dy=15mm
Maximum value of SAR (measured) = 4.04 W/kg

Configuration/Body/Zoom Scan (5x5x7)/Cube 0: Measurement grid: dx=8mm, dy=8mm, dz=5mm
Reference Value = 11.09 V/m; Power Drift = 0.07 dB
Peak SAR (extrapolated) = 5.16 W/kg
SAR(1 g) = 1.62 W/kg; SAR(10 g) = 0.823 W/kg
Maximum value of SAR (measured) = 3.19 W/kg

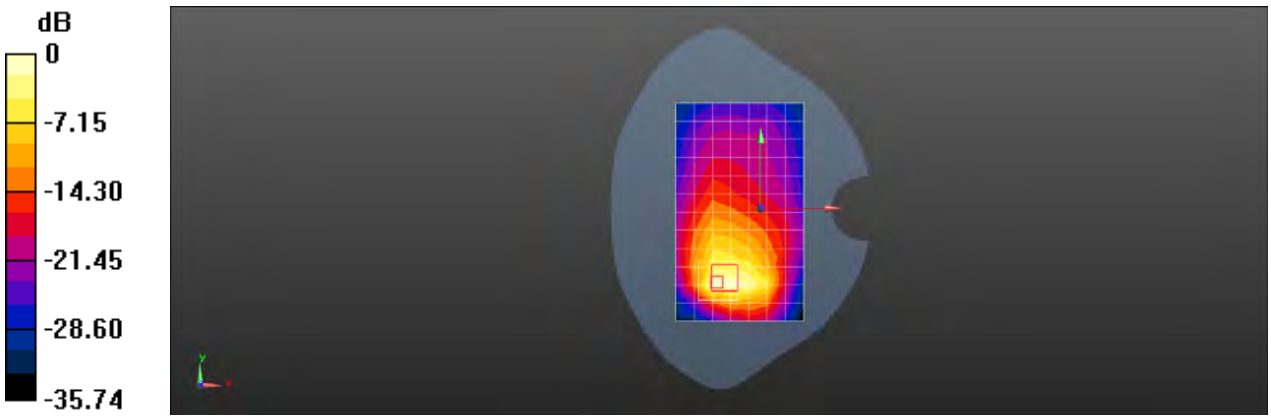

0 dB = 4.04 W/kg = 6.07 dBW/kg

Date: 2020-09-18

Test Laboratory: SGS-SAR Lab

XT2091-4 LTE Band 7 20M QPSK 1RB99 20850CH Left cheek

DUT: XT2091-4; Type: Mobile Cellular Phone; Serial: NU2L2H0017

Communication System: UID 0, LTE-FDD BW 20MHz (0); Frequency: 2510 MHz;Duty Cycle: 1:1

Medium: HSL2600;Medium parameters used: f = 2510 MHz; σ = 1.915 S/m; ε_r = 38.335; ρ = 1000 kg/m^3
Phantom section: Left Section

DASY 5 Configuration:

- Probe: EX3DV4 - SN3748; ConvF(6.79, 6.79, 6.79); Calibrated: 2020-07-29;
- Sensor-Surface: 1.4mm (Mechanical Surface Detection)
- Electronics: DAE3 Sn414; Calibrated: 2019-12-17
- Phantom: SAM6; Type: SAM; Serial: 1824
- DASY52 52.8.8(1258); SEMCAD X 14.6.10(7331)

Configuration/Head/Area Scan (9x16x1): Measurement grid: dx=12mm, dy=12mm
Maximum value of SAR (measured) = 0.560 W/kg

Configuration/Head/Zoom Scan (7x7x7)/Cube 0: Measurement grid: dx=5mm, dy=5mm, dz=5mm
Reference Value = 4.244 V/m; Power Drift = -0.16 dB
Peak SAR (extrapolated) = 0.707 W/kg
SAR(1 g) = 0.372 W/kg; SAR(10 g) = 0.192 W/kg
Maximum value of SAR (measured) = 0.582 W/kg

0 dB = 0.560 W/kg = -2.52 dBW/kg

Date: 2020-09-18

Test Laboratory: SGS-SAR Lab

XT2091-4 LTE Band 7 20M QPSK 1RB99 21100CH Back side 5mm

DUT: XT2091-4; Type: Mobile Cellular Phone; Serial: NU2L2H0078

Communication System: UID 0, LTE-FDD BW 20MHz (0); Frequency: 2535 MHz;Duty Cycle: 1:1

Medium: HSL2600;Medium parameters used: f = 2535 MHz; σ = 1.943 S/m; ε_r = 38.295; ρ = 1000 kg/m^3
Phantom section: Flat Section

DASY 5 Configuration:

- Probe: EX3DV4 - SN3748; ConvF(6.79, 6.79, 6.79); Calibrated: 2020-07-29;
- Sensor-Surface: 1.4mm (Mechanical Surface Detection)
- Electronics: DAE3 Sn414; Calibrated: 2019-12-17
- Phantom: SAM6; Type: SAM; Serial: 1824
- DASY52 52.8.8(1258); SEMCAD X 14.6.10(7331)

Configuration/Body/Area Scan (9x16x1): Measurement grid: dx=12mm, dy=12mm
Maximum value of SAR (measured) = 1.61 W/kg

Configuration/Body/Zoom Scan (7x7x7)/Cube 0: Measurement grid: dx=5mm, dy=5mm, dz=5mm
Reference Value = 9.945 V/m; Power Drift = -0.01 dB
Peak SAR (extrapolated) = 2.78 W/kg
SAR(1 g) = 1.1 W/kg; SAR(10 g) = 0.481 W/kg
Maximum value of SAR (measured) = 2.07 W/kg

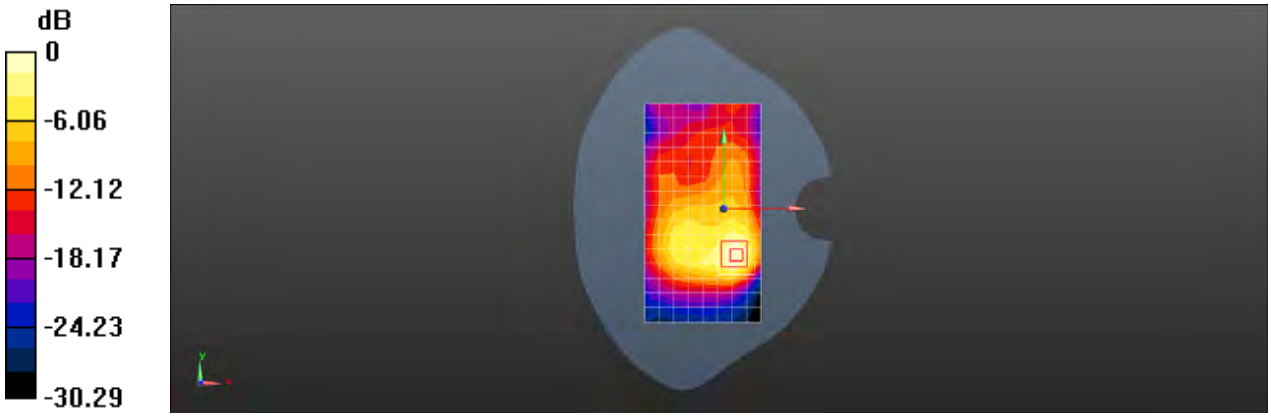

0 dB = 1.61 W/kg = 2.06 dBW/kg

Date: 2020-09-18

Test Laboratory: SGS-SAR Lab

XT2091-4 LTE Band 7 20M QPSK 1RB0 21100CH Back side 0mm

DUT: XT2091-4; Type: Mobile Cellular Phone; Serial: NU2L2H0078

Communication System: UID 0, LTE-FDD BW 20MHz (0); Frequency: 2535 MHz;Duty Cycle: 1:1

Medium: HSL2600;Medium parameters used: f = 2535 MHz; σ = 1.943 S/m; ε_r = 38.295; ρ = 1000 kg/m^3
Phantom section: Flat Section

DASY 5 Configuration:

- Probe: EX3DV4 - SN3748; ConvF(6.79, 6.79, 6.79); Calibrated: 2020-07-29;
- Sensor-Surface: 1.4mm (Mechanical Surface Detection)
- Electronics: DAE3 Sn414; Calibrated: 2019-12-17
- Phantom: SAM6; Type: SAM; Serial: 1824
- DASY52 52.8.8(1258); SEMCAD X 14.6.10(7331)

Configuration/Body/Area Scan (9x16x1): Measurement grid: dx=12mm, dy=12mm
Maximum value of SAR (measured) = 9.32 W/kg

Configuration/Body/Zoom Scan (7x7x7)/Cube 0: Measurement grid: dx=5mm, dy=5mm, dz=5mm
Reference Value = 10.54 V/m; Power Drift = 0.01 dB
Peak SAR (extrapolated) = 16.8 W/kg
SAR(1 g) = 5.83 W/kg; SAR(10 g) = 2.53 W/kg
Maximum value of SAR (measured) = 10.8 W/kg

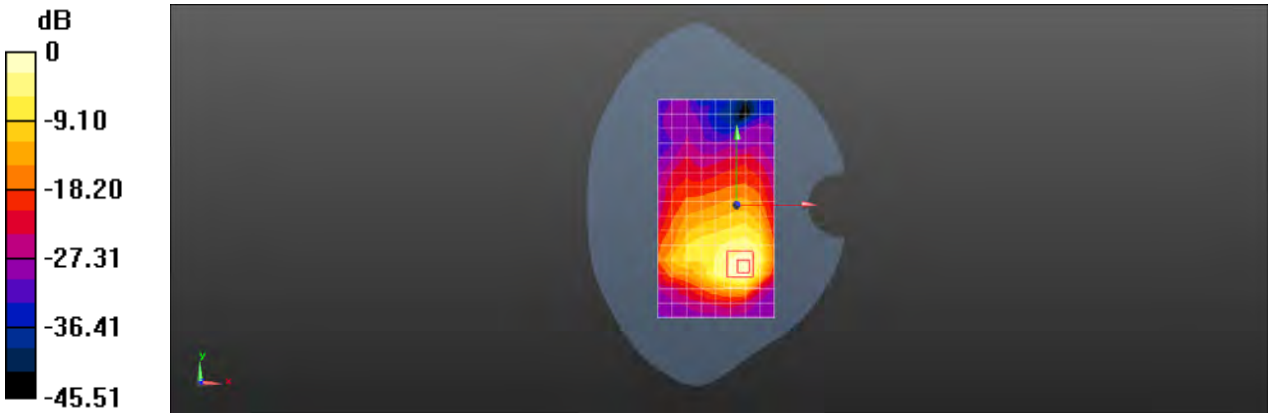

0 dB = 9.32 W/kg = 9.69 dBW/kg

Date: 2020-09-17

Test Laboratory: SGS-SAR Lab

XT2091-4 LTE Band 66 20M QPSK 1RB99 132322CH Right cheek

DUT: XT2091-4; Type: Mobile Cellular Phone; Serial: NU2L2H0017

Communication System: UID 0, LTE-FDD BW 20MHz (0); Frequency: 1745 MHz;Duty Cycle: 1:1

Medium: HSL1750;Medium parameters used: f = 1745 MHz; σ = 1.336 S/m; ε_r = 40.697; ρ = 1000 kg/m^3
Phantom section: Right Section

DASY 5 Configuration:

- Probe: EX3DV4 - SN3748; ConvF(7.68, 7.68, 7.68); Calibrated: 2020-07-29;
- Sensor-Surface: 1.4mm (Mechanical Surface Detection)
- Electronics: DAE3 Sn414; Calibrated: 2019-12-17
- Phantom: SAM6; Type: SAM; Serial: 1824
- DASY52 52.8.8(1258); SEMCAD X 14.6.10(7331)

Configuration/Head/Area Scan (8x13x1): Measurement grid: dx=15mm, dy=15mm
Maximum value of SAR (measured) = 0.231 W/kg

Configuration/Head/Zoom Scan (5x5x7)/Cube 0: Measurement grid: dx=8mm, dy=8mm, dz=5mm
Reference Value = 4.072 V/m; Power Drift = 0.06 dB
Peak SAR (extrapolated) = 0.313 W/kg
SAR(1 g) = 0.196 W/kg; SAR(10 g) = 0.122 W/kg
Maximum value of SAR (measured) = 0.272 W/kg



0 dB = 0.231 W/kg = -6.37 dBW/kg

Date: 2020-09-17

Test Laboratory: SGS-SAR Lab

XT2091-4 LTE Band 66 20M QPSK 1RB99 132572CH Back side 5mm

DUT: XT2091-4; Type: Mobile Cellular Phone; Serial: NU2L2H0017

Communication System: UID 0, LTE-FDD BW 20MHz (0); Frequency: 1770 MHz;Duty Cycle: 1:1

Medium: HSL1750;Medium parameters used: f = 1770 MHz; σ = 1.356 S/m; ε_r = 40.576; ρ = 1000 kg/m^3
Phantom section: Flat Section

DASY 5 Configuration:

- Probe: EX3DV4 - SN3748; ConvF(7.68, 7.68, 7.68); Calibrated: 2020-07-29;
- Sensor-Surface: 1.4mm (Mechanical Surface Detection)
- Electronics: DAE3 Sn414; Calibrated: 2019-12-17
- Phantom: SAM6; Type: SAM; Serial: 1824
- DASY52 52.8.8(1258); SEMCAD X 14.6.10(7331)

Configuration/Body/Area Scan (8x14x1): Measurement grid: dx=15mm, dy=15mm
Maximum value of SAR (measured) = 1.39 W/kg

Configuration/Body/Zoom Scan (5x5x7)/Cube 0: Measurement grid: dx=8mm, dy=8mm, dz=5mm
Reference Value = 3.835 V/m; Power Drift = -0.06 dB
Peak SAR (extrapolated) = 1.73 W/kg
SAR(1 g) = 0.931 W/kg; SAR(10 g) = 0.469 W/kg
Maximum value of SAR (measured) = 1.47 W/kg

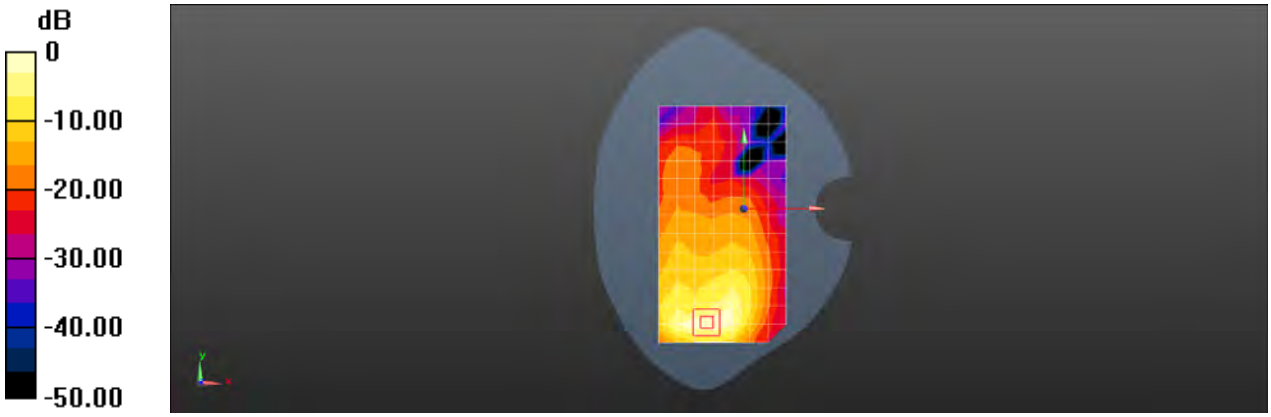

0 dB = 1.39 W/kg = 1.44 dBW/kg

Date: 2020-09-17

Test Laboratory: SGS-SAR Lab

XT2091-4 LTE Band 66 20M QPSK 1RB99 132572CH Bottom side 5mm

DUT: XT2091-4; Type: Mobile Cellular Phone; Serial: NU2L2H0017

Communication System: UID 0, LTE-FDD BW 20MHz (0); Frequency: 1770 MHz;Duty Cycle: 1:1

Medium: HSL1750;Medium parameters used: f = 1770 MHz; σ = 1.356 S/m; ε_r = 40.576; ρ = 1000 kg/m^3
Phantom section: Flat Section

DASY 5 Configuration:

- Probe: EX3DV4 - SN3748; ConvF(7.68, 7.68, 7.68); Calibrated: 2020-07-29;
- Sensor-Surface: 1.4mm (Mechanical Surface Detection)
- Electronics: DAE3 Sn414; Calibrated: 2019-12-17
- Phantom: SAM6; Type: SAM; Serial: 1824
- DASY52 52.8.8(1258); SEMCAD X 14.6.10(7331)

Configuration/Body/Area Scan (5x8x1): Measurement grid: dx=15mm, dy=15mm
Maximum value of SAR (measured) = 1.55 W/kg

Configuration/Body/Zoom Scan (5x5x7)/Cube 0: Measurement grid: dx=8mm, dy=8mm, dz=5mm
Reference Value = 9.250 V/m; Power Drift = 0.01 dB
Peak SAR (extrapolated) = 1.98 W/kg
SAR(1 g) = 0.956 W/kg; SAR(10 g) = 0.451 W/kg
Maximum value of SAR (measured) = 1.63 W/kg

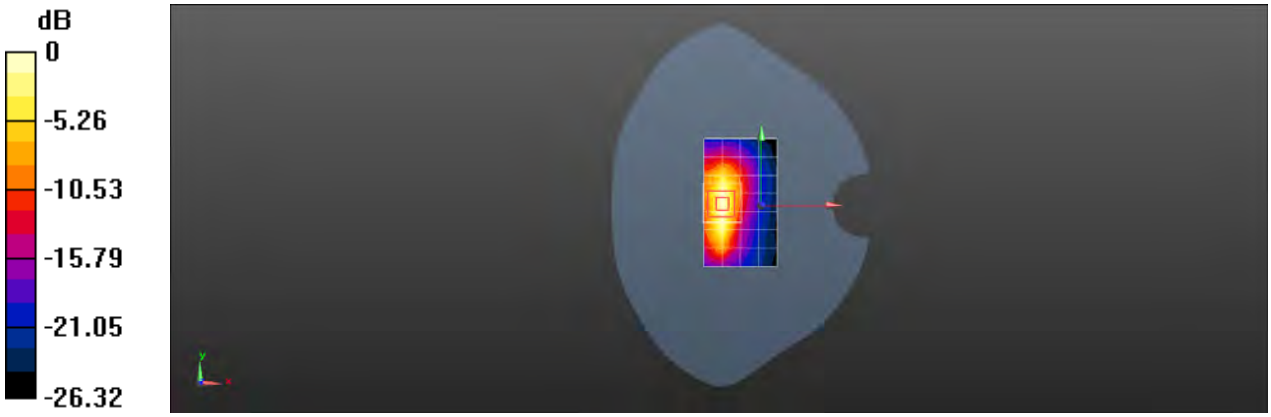

0 dB = 1.55 W/kg = 1.90 dBW/kg

Date: 2020-09-17

Test Laboratory: SGS-SAR Lab

XT2091-4 LTE Band 66 20M QPSK 1RB99 132322CH Back side 0mm

DUT: XT2091-4; Type: Mobile Cellular Phone; Serial: NU2L2H0017

Communication System: UID 0, LTE-FDD BW 20MHz (0); Frequency: 1745 MHz;Duty Cycle: 1:1

Medium: HSL1750;Medium parameters used: f = 1745 MHz; σ = 1.336 S/m; ε_r = 40.697; ρ = 1000 kg/m^3
Phantom section: Flat Section

DASY 5 Configuration:

- Probe: EX3DV4 - SN3748; ConvF(7.68, 7.68, 7.68); Calibrated: 2020-07-29;
- Sensor-Surface: 1.4mm (Mechanical Surface Detection)
- Electronics: DAE3 Sn414; Calibrated: 2019-12-17
- Phantom: SAM6; Type: SAM; Serial: 1824
- DASY52 52.8.8(1258); SEMCAD X 14.6.10(7331)

Configuration/Body/Area Scan (8x14x1): Measurement grid: dx=15mm, dy=15mm
Maximum value of SAR (measured) = 7.55 W/kg

Configuration/Body/Zoom Scan (5x5x7)/Cube 0: Measurement grid: dx=8mm, dy=8mm, dz=5mm
Reference Value = 2.506 V/m; Power Drift = -0.01 dB
Peak SAR (extrapolated) = 14.1 W/kg
SAR(1 g) = 4.78 W/kg; SAR(10 g) = 2.06 W/kg
Maximum value of SAR (measured) = 9.03 W/kg

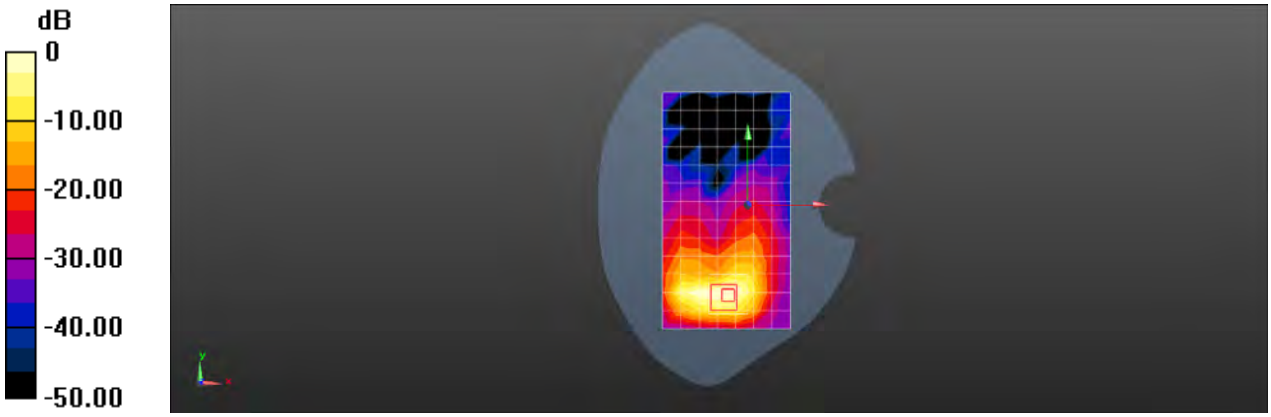

0 dB = 7.55 W/kg = 8.78 dBW/kg

Date: 2020-09-13

Test Laboratory: SGS-SAR Lab

XT2091-4 WIFI 2.4G 802.11b 11CH Left cheek

DUT: XT2091-4; Type: Mobile Cellular Phone; Serial: NU2L2H0078

Communication System: UID 0, WI-FI(2.4GHz) (0); Frequency: 2462 MHz;Duty Cycle: 1:1

Medium: HSL2450;Medium parameters used: f = 2462 MHz; σ = 1.863 S/m; ε_r = 38.53; ρ = 1000 kg/m^3
Phantom section: Left Section

DASY 5 Configuration:

- Probe: EX3DV4 - SN3748; ConvF(7, 7, 7); Calibrated: 2020-07-29;
- Sensor-Surface: 1.4mm (Mechanical Surface Detection)
- Electronics: DAE3 Sn414; Calibrated: 2019-12-17
- Phantom: SAM6; Type: SAM; Serial: 1824
- DASY52 52.8.8(1258); SEMCAD X 14.6.10(7331)

Configuration/Head/Area Scan (9x17x1): Measurement grid: dx=12mm, dy=12mm
Maximum value of SAR (measured) = 1.18 W/kg

Configuration/Head/Zoom Scan (7x7x7)/Cube 0: Measurement grid: dx=5mm, dy=5mm, dz=5mm
Reference Value = 9.534 V/m; Power Drift = 0.01 dB
Peak SAR (extrapolated) = 1.69 W/kg
SAR(1 g) = 0.851 W/kg; SAR(10 g) = 0.424 W/kg
Maximum value of SAR (measured) = 1.35 W/kg



0 dB = 1.18 W/kg = 0.73 dBW/kg

Date: 2020-09-13

Test Laboratory: SGS-SAR Lab

XT2091-4 WIFI 2.4G 802.11b 11CH Back side 5mm

DUT: XT2091-4; Type: Mobile Cellular Phone; Serial: NU2L2H0078

Communication System: UID 0, WI-FI(2.4GHz) (0); Frequency: 2462 MHz;Duty Cycle: 1:1

Medium: HSL2450;Medium parameters used: f = 2462 MHz; σ = 1.863 S/m; ε_r = 38.53; ρ = 1000 kg/m^3
Phantom section: Flat Section

DASY 5 Configuration:

- Probe: EX3DV4 - SN3748; ConvF(7, 7, 7); Calibrated: 2020-07-29;
- Sensor-Surface: 1.4mm (Mechanical Surface Detection)
- Electronics: DAE3 Sn414; Calibrated: 2019-12-17
- Phantom: SAM6; Type: SAM; Serial: 1824
- DASY52 52.8.8(1258); SEMCAD X 14.6.10(7331)

Configuration/Body/Area Scan (9x16x1): Measurement grid: dx=12mm, dy=12mm
Maximum value of SAR (measured) = 1.38 W/kg

Configuration/Body/Zoom Scan (7x7x7)/Cube 0: Measurement grid: dx=5mm, dy=5mm, dz=5mm
Reference Value = 9.263 V/m; Power Drift = 0.14 dB
Peak SAR (extrapolated) = 1.98 W/kg
SAR(1 g) = 0.750 W/kg; SAR(10 g) = 0.338 W/kg
Maximum value of SAR (measured) = 1.39 W/kg

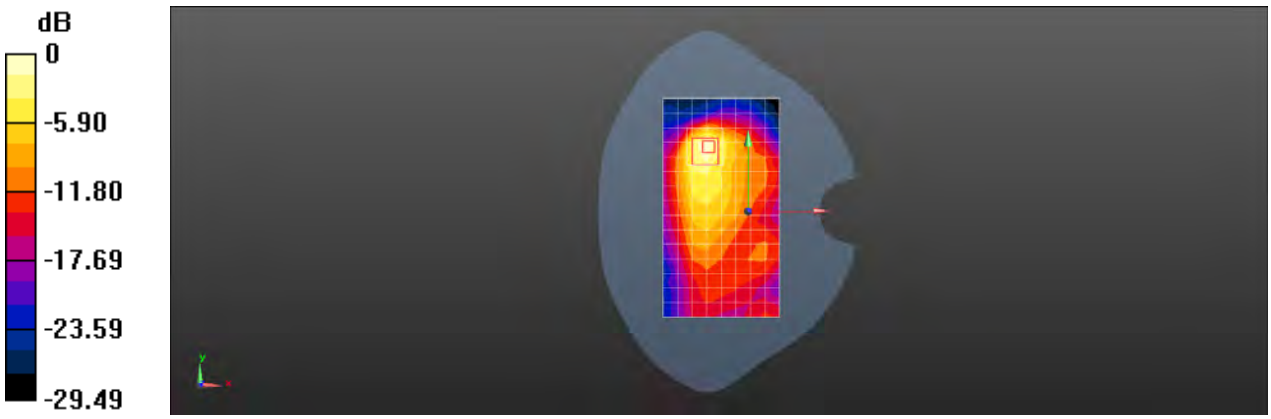

0 dB = 1.38 W/kg = 1.40 dBW/kg

Date: 2020-09-20

Test Laboratory: SGS-SAR Lab

XT2091-4 WIFI 5G 802.11a 100CH Right tilted

DUT: XT2091-4; Type: Mobile Cellular Phone; Serial: NU2L2H0078

Communication System: UID 0, WI-FI(5GHz) (0); Frequency: 5500 MHz;Duty Cycle: 1:1

Medium: HSL5G;Medium parameters used: f = 5500 MHz; σ = 5.147 S/m; ε_r = 36.22; ρ = 1000 kg/m^3
Phantom section: Right Section

DASY 5 Configuration:

- Probe: EX3DV4 - SN3748; ConvF(4.64, 4.64, 4.64); Calibrated: 2020-07-29;
- Sensor-Surface: 1.4mm (Mechanical Surface Detection)
- Electronics: DAE3 Sn414; Calibrated: 2019-12-17
- Phantom: SAM6; Type: SAM; Serial: 1824
- DASY52 52.8.8(1258); SEMCAD X 14.6.10(7331)

Configuration/Head/Area Scan (10x20x1): Measurement grid: dx=10mm, dy=10mm
Maximum value of SAR (measured) = 1.76 W/kg

Configuration/Head/Zoom Scan (7x7x12)/Cube 0: Measurement grid: dx=4mm, dy=4mm, dz=2mm
Reference Value = 6.058 V/m; Power Drift = 0.06 dB
Peak SAR (extrapolated) = 3.51 W/kg
SAR(1 g) = 0.851 W/kg; SAR(10 g) = 0.317 W/kg
Maximum value of SAR (measured) = 1.94 W/kg



0 dB = 1.76 W/kg = 2.47 dBW/kg

Date: 2020-09-20

Test Laboratory: SGS-SAR Lab

XT2091-4 WIFI 5G 802.11a 116CH Back side 5mm

DUT: XT2091-4; Type: Mobile Cellular Phone; Serial: NU2L2H0078

Communication System: UID 0, WI-FI(5GHz) (0); Frequency: 5580 MHz;Duty Cycle: 1:1

Medium: HSL5G;Medium parameters used: f = 5580 MHz; σ = 5.235 S/m; ε_r = 36; ρ = 1000 kg/m^3
Phantom section: Flat Section

DASY 5 Configuration:

- Probe: EX3DV4 - SN3748; ConvF(4.64, 4.64, 4.64); Calibrated: 2020-07-29;
- Sensor-Surface: 1.4mm (Mechanical Surface Detection)
- Electronics: DAE3 Sn414; Calibrated: 2019-12-17
- Phantom: SAM6; Type: SAM; Serial: 1824
- DASY52 52.8.8(1258); SEMCAD X 14.6.10(7373)

Configuration/Body/Area Scan (11x19x1): Measurement grid: dx=10mm, dy=10mm
Maximum value of SAR (measured) = 1.35 W/kg

Configuration/Body/Zoom Scan (7x7x12)/Cube 0: Measurement grid: dx=4mm, dy=4mm, dz=2mm
Reference Value = 1.708 V/m; Power Drift = 0.05 dB
Peak SAR (extrapolated) = 3.15 W/kg
SAR(1 g) = 0.637 W/kg; SAR(10 g) = 0.205 W/kg
Maximum value of SAR (measured) = 1.65 W/kg

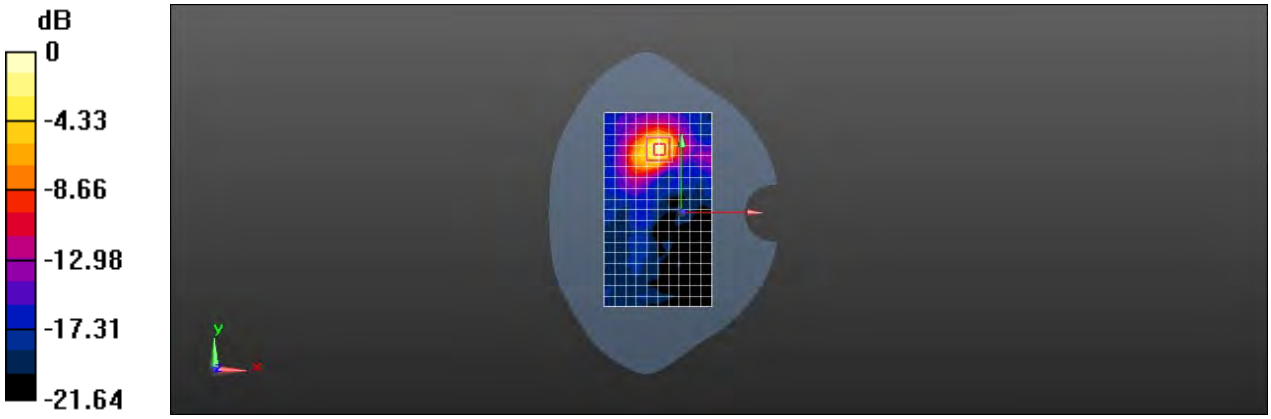

0 dB = 1.65 W/kg = 2.17 dBW/kg

Date: 2020-09-20

Test Laboratory: SGS-SAR Lab

XT2091-4 WIFI 5G 802.11a 48CH Top side 5mm

DUT: XT2091-4; Type: Mobile Cellular Phone; Serial: NU2L2H0078

Communication System: UID 0, WI-FI(5GHz) (0); Frequency: 5240 MHz;Duty Cycle: 1:1

Medium: HSL5G;Medium parameters used: f = 5240 MHz; σ = 4.835 S/m; ε_r = 36.898; ρ = 1000 kg/m^3
Phantom section: Flat Section

DASY 5 Configuration:

- Probe: EX3DV4 - SN3748; ConvF(5.05, 5.05, 5.05); Calibrated: 2020-07-29;
- Sensor-Surface: 1.4mm (Mechanical Surface Detection)
- Electronics: DAE3 Sn414; Calibrated: 2019-12-17
- Phantom: SAM6; Type: SAM; Serial: 1824
- DASY52 52.8.8(1258); SEMCAD X 14.6.10(7331)

Configuration/Body/Area Scan (7x10x1): Measurement grid: dx=10mm, dy=10mm
Maximum value of SAR (measured) = 2.63 W/kg

Configuration/Body/Zoom Scan (7x7x12)/Cube 0: Measurement grid: dx=4mm, dy=4mm, dz=2mm
Reference Value = 6.055 V/m; Power Drift = 0.06 dB
Peak SAR (extrapolated) = 5.01 W/kg
SAR(1 g) = 0.920 W/kg; SAR(10 g) = 0.238 W/kg
Maximum value of SAR (measured) = 2.57 W/kg

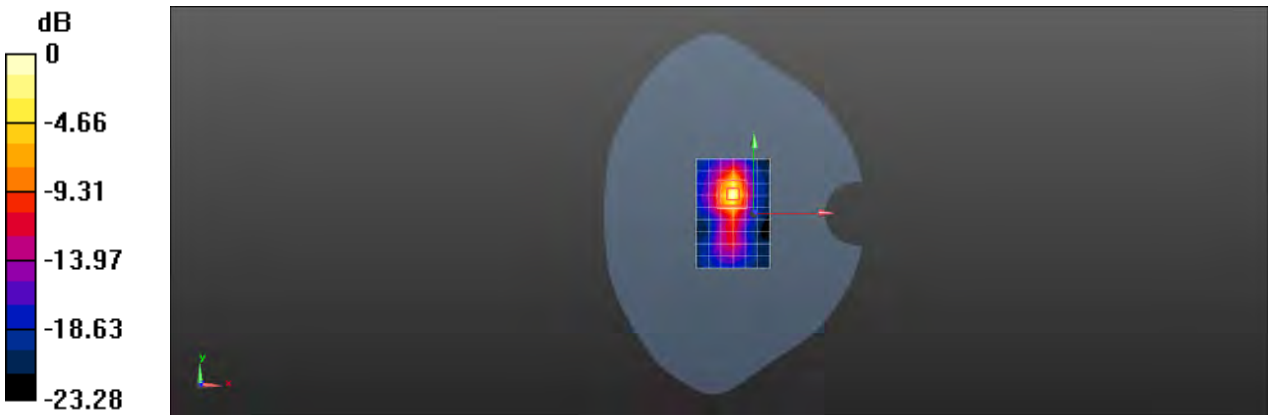

0 dB = 2.63 W/kg = 4.20 dBW/kg

Date: 2020-09-20

Test Laboratory: SGS-SAR Lab

XT2091-4 WIFI 5G 802.11a 60CH Top side 0mm

DUT: XT2091-4; Type: Mobile Cellular Phone; Serial: NU2L2H0078

Communication System: UID 0, WI-FI(5GHz) (0); Frequency: 5300 MHz;Duty Cycle: 1:1

Medium: HSL5G;Medium parameters used: f = 5300 MHz; σ = 4.903 S/m; ε_r = 36.72; ρ = 1000 kg/m^3
Phantom section: Flat Section

DASY 5 Configuration:

- Probe: EX3DV4 - SN3748; ConvF(5.05, 5.05, 5.05); Calibrated: 2020-07-29;
- Sensor-Surface: 1.4mm (Mechanical Surface Detection)
- Electronics: DAE3 Sn414; Calibrated: 2019-12-17
- Phantom: SAM6; Type: SAM; Serial: 1824
- DASY52 52.8.8(1258); SEMCAD X 14.6.10(7331)

Configuration/Body/Area Scan (7x10x1): Measurement grid: dx=10mm, dy=10mm
Maximum value of SAR (measured) = 38.0 W/kg

Configuration/Body/Zoom Scan (7x7x12)/Cube 0: Measurement grid: dx=4mm, dy=4mm, dz=2mm
Reference Value = 9.380 V/m; Power Drift = -0.09 dB
Peak SAR (extrapolated) = 90.8 W/kg
SAR(1 g) = 8.85 W/kg; SAR(10 g) = 1.31 W/kg
Maximum value of SAR (measured) = 37.8 W/kg

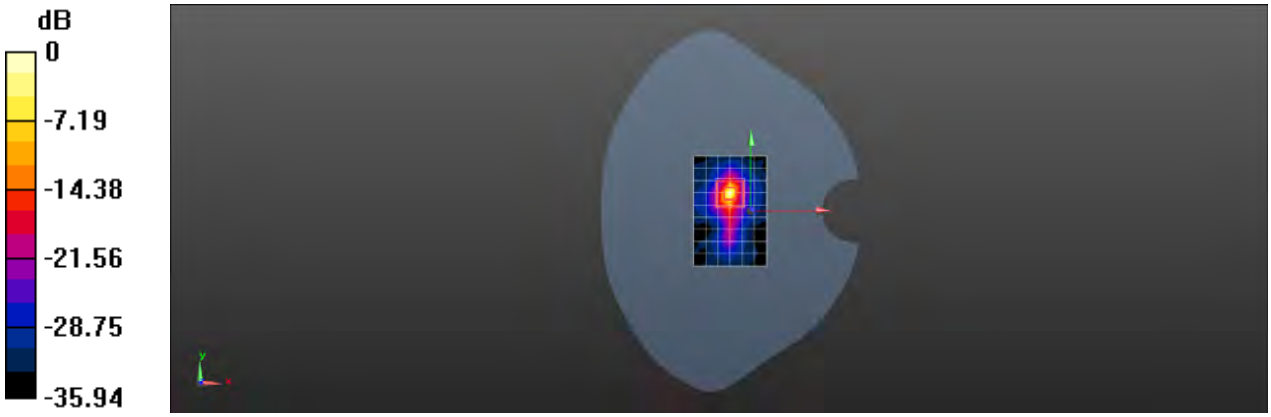

0 dB = 38.0 W/kg = 15.80 dBW/kg

Date: 2020-09-13

Test Laboratory: SGS-SAR Lab

XT2091-4 Bluetooth DH5 0CH Left cheek

DUT: XT2091-4; Type: Mobile Cellular Phone; Serial: NU2L2H0078

Communication System: UID 0, Bluetooth (0); Frequency: 2402 MHz;Duty Cycle: 1:1

Medium: HSL2450;Medium parameters used: f = 2402 MHz; σ = 1.797 S/m; ε_r = 38.731; ρ = 1000 kg/m^3
Phantom section: Left Section

DASY 5 Configuration:

- Probe: EX3DV4 - SN3748; ConvF(7, 7, 7); Calibrated: 2020-07-29;
- Sensor-Surface: 1.4mm (Mechanical Surface Detection)
- Electronics: DAE3 Sn414; Calibrated: 2019-12-17
- Phantom: SAM6; Type: SAM; Serial: 1824
- DASY52 52.8.8(1258); SEMCAD X 14.6.10(7331)

Configuration/Head/Area Scan (9x17x1): Measurement grid: dx=12mm, dy=12mm
Maximum value of SAR (measured) = 0.122 W/kg

Configuration/Head/Zoom Scan (7x7x7)/Cube 0: Measurement grid: dx=5mm, dy=5mm, dz=5mm
Reference Value = 3.128 V/m; Power Drift = 0.02 dB
Peak SAR (extrapolated) = 0.193 W/kg
SAR(1 g) = 0.091 W/kg; SAR(10 g) = 0.045 W/kg
Maximum value of SAR (measured) = 0.147 W/kg

0 dB = 0.122 W/kg = -9.14 dBW/kg

Date: 2020-09-13

Test Laboratory: SGS-SAR Lab

XT2091-4 Bluetooth DH5 0CH Back side 5mm

DUT: XT2091-4; Type: Mobile Cellular Phone; Serial: NU2L2H0078

Communication System: UID 0, Bluetooth (0); Frequency: 2402 MHz;Duty Cycle: 1:1

Medium: HSL2450;Medium parameters used: f = 2402 MHz; σ = 1.797 S/m; ε_r = 38.731; ρ = 1000 kg/m^3
Phantom section: Flat Section

DASY 5 Configuration:

- Probe: EX3DV4 - SN3748; ConvF(7, 7, 7); Calibrated: 2020-07-29;
- Sensor-Surface: 1.4mm (Mechanical Surface Detection)
- Electronics: DAE3 Sn414; Calibrated: 2019-12-17
- Phantom: SAM6; Type: SAM; Serial: 1824
- DASY52 52.8.8(1258); SEMCAD X 14.6.10(7331)

Configuration/Body/Area Scan (9x16x1): Measurement grid: dx=12mm, dy=12mm
Maximum value of SAR (measured) = 0.0885 W/kg

Configuration/Body/Zoom Scan (7x7x7)/Cube 0: Measurement grid: dx=5mm, dy=5mm, dz=5mm
Reference Value = 2.745 V/m; Power Drift = -0.09 dB
Peak SAR (extrapolated) = 0.182 W/kg
SAR(1 g) = 0.051 W/kg; SAR(10 g) = 0.021 W/kg
Maximum value of SAR (measured) = 0.0857 W/kg

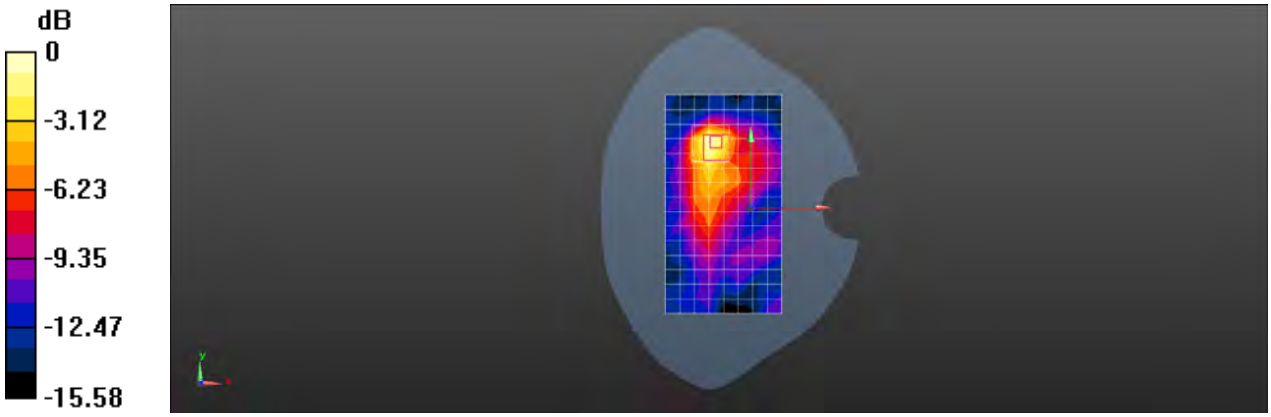

0 dB = 0.0885 W/kg = -10.53 dBW/kg

Appendix C

Calibration certificate

1. Dipole
D835V2-SN 4d105(2019-12-17)
D1750V2-SN 1149(2019-05-21)
D1900V2-SN 5d028(2019-12-17)
D2450V2-SN 733(2019-12-17)
D2600V2-SN 1125(2019-05-20)
D5GHzV2-SN 1165(2019-12-20)
2. DAE
DAE3-SN 414(2019-12-17)
3. Probe
EX3DV4-SN 3748(2020-07-29)

In Collaboration with
s p e a g
CALIBRATION LABORATORY

Add: No.51 Xueyuan Road, Haidian District, Beijing, 100191, China
Tel: +86-10-62304633-2079 Fax: +86-10-62304633-2504
E-mail: cttl@chinattl.com http://www.chinattl.cn

中国认可
国际互认
校准
CALIBRATION
CNAS L0570

Client **SGS** **Certificate No: Z19-60472**

CALIBRATION CERTIFICATE

Object	D835V2 - SN: 4d105
Calibration Procedure(s)	FF-Z11-003-01 Calibration Procedures for dipole validation kits
Calibration date:	December 17, 2019

This calibration Certificate documents the traceability to national standards, which realize the physical units of measurements(SI). The measurements and the uncertainties with confidence probability are given on the following pages and are part of the certificate.

All calibrations have been conducted in the closed laboratory facility: environment temperature(22±3)℃ and humidity<70%.

Calibration Equipment used (M&TE critical for calibration)

Primary Standards	ID #	Cal Date(Calibrated by, Certificate No.)	Scheduled Calibration
Power Meter NRP2	106276	11-Apr-19 (CTTL, No.J19X02605)	Apr-20
Power sensor NRP6A	101369	11-Apr-19 (CTTL, No.J19X02605)	Apr-20
Reference Probe EX3DV4	SN 3617	31-Jan-19(SPEAG,No.EX3-3617_Jan19)	Jan-20
DAE4	SN 1555	22-Aug-19(CTTL-SPEAG,No.Z19-60295)	Aug-20
Secondary Standards	**ID #**	**Cal Date(Calibrated by, Certificate No.)**	**Scheduled Calibration**
Signal Generator E4438C	MY49071430	23-Jan-19 (CTTL, No.J19X00336)	Jan-20
NetworkAnalyzer E5071C	MY46110673	24-Jan-19 (CTTL, No.J19X00547)	Jan-20

	Name	Function	Signature
Calibrated by:	Zhao Jing	SAR Test Engineer	
Reviewed by:	Lin Hao	SAR Test Engineer	
Approved by:	Qi Dianyuan	SAR Project Leader	

Issued: December 23, 2019

This calibration certificate shall not be reproduced except in full without written approval of the laboratory.

Add: No.51 Xueyuan Road, Haidian District, Beijing, 100191, China
Tel: +86-10-62304633-2079 Fax: +86-10-62304633-2504
E-mail: cttl@chinattl.com http://www.chinattl.cn

Glossary:

TSL	tissue simulating liquid
ConvF	sensitivity in TSL / NORMx,y,z
N/A	not applicable or not measured

Calibration is Performed According to the Following Standards:

a) IEEE Std 1528-2013, "IEEE Recommended Practice for Determining the Peak Spatial-Averaged Specific Absorption Rate (SAR) in the Human Head from Wireless Communications Devices: Measurement Techniques", June 2013

b) IEC 62209-1, "Measurement procedure for assessment of specific absorption rate of human exposure to radio frequency fields from hand-held and body-mounted wireless communication devices- Part 1: Device used next to the ear (Frequency range of 300MHz to 6GHz)", July 2016

c) IEC 62209-2, "Procedure to measure the Specific Absorption Rate (SAR) For wireless communication devices used in close proximity to the human body (frequency range of 30MHz to 6GHz)", March 2010

d) KDB865664, SAR Measurement Requirements for 100 MHz to 6 GHz

Additional Documentation:

e) DASY4/5 System Handbook

Methods Applied and Interpretation of Parameters:

- *Measurement Conditions:* Further details are available from the Validation Report at the end of the certificate. All figures stated in the certificate are valid at the frequency indicated.
- *Antenna Parameters with TSL:* The dipole is mounted with the spacer to position its feed point exactly below the center marking of the flat phantom section, with the arms oriented parallel to the body axis.
- *Feed Point Impedance and Return Loss:* These parameters are measured with the dipole positioned under the liquid filled phantom. The impedance stated is transformed from the measurement at the SMA connector to the feed point. The Return Loss ensures low reflected power. No uncertainty required.
- *Electrical Delay:* One-way delay between the SMA connector and the antenna feed point. No uncertainty required.
- *SAR measured:* SAR measured at the stated antenna input power.
- *SAR normalized:* SAR as measured, normalized to an input power of 1 W at the antenna connector.
- *SAR for nominal TSL parameters:* The measured TSL parameters are used to calculate the nominal SAR result.

The reported uncertainty of measurement is stated as the standard uncertainty of Measurement multiplied by the coverage factor k=2, which for a normal distribution Corresponds to a coverage probability of approximately 95%.

Add: No.51 Xueyuan Road, Haidian District, Beijing, 100191, China
Tel: +86-10-62304633-2079 Fax: +86-10-62304633-2504
E-mail: cttl@chinattl.com http://www.chinattl.cn

Measurement Conditions

DASY system configuration, as far as not given on page 1.

DASY Version	DASY52	V52.10.3
Extrapolation	Advanced Extrapolation	
Phantom	Triple Flat Phantom 5.1C	
Distance Dipole Center - TSL	15 mm	with Spacer
Zoom Scan Resolution	dx, dy, dz = 5 mm	
Frequency	835 MHz ± 1 MHz	

Head TSL parameters

The following parameters and calculations were applied.

	Temperature	**Permittivity**	**Conductivity**
Nominal Head TSL parameters	22.0 °C	41.5	0.90 mho/m
Measured Head TSL parameters	(22.0 ± 0.2) °C	41.4 ± 6 %	0.88 mho/m ± 6 %
Head TSL temperature change during test	<1.0 °C	----	----

SAR result with Head TSL

SAR averaged over 1 cm^3 (1 g) of Head TSL	Condition	
SAR measured	250 mW input power	2.37 W/kg
SAR for nominal Head TSL parameters	normalized to 1W	**9.64 W/kg ± 18.8 % (k=2)**
SAR averaged over 10 cm^3 (10 g) of Head TSL	Condition	
SAR measured	250 mW input power	1.55 W/kg
SAR for nominal Head TSL parameters	normalized to 1W	**6.29 W/kg ± 18.7 % (k=2)**

Add: No.51 Xueyuan Road, Haidian District, Beijing, 100191, China
Tel: +86-10-62304633-2079 Fax: +86-10-62304633-2504
E-mail: cttl@chinattl.com http://www.chinattl.cn

Appendix (Additional assessments outside the scope of CNAS L0570)

Antenna Parameters with Head TSL

Impedance, transformed to feed point	49.5Ω- 4.96jΩ
Return Loss	- 26.0dB

General Antenna Parameters and Design

Electrical Delay (one direction)	1.261 ns

After long term use with 100W radiated power, only a slight warming of the dipole near the feedpoint can be measured.

The dipole is made of standard semirigid coaxial cable. The center conductor of the feeding line is directly connected to the second arm of the dipole. The antenna is therefore short-circuited for DC-signals. On some of the dipoles, small end caps are added to the dipole arms in order to improve matching when loaded according to the position as explained in the "Measurement Conditions" paragraph. The SAR data are not affected by this change. The overall dipole length is still according to the Standard.
No excessive force must be applied to the dipole arms, because they might bend or the soldered connections near the feedpoint may be damaged.

Additional EUT Data

Manufactured by	SPEAG

In Collaboration with
s p e a g
CALIBRATION LABORATORY

Add: No.51 Xueyuan Road, Haidian District, Beijing, 100191, China
Tel: +86-10-62304633-2079 Fax: +86-10-62304633-2504
E-mail: cttl@chinattl.com http://www.chinattl.cn

DASY5 Validation Report for Head TSL Date: 12.17.2019

Test Laboratory: CTTL, Beijing, China

DUT: Dipole 835 MHz; Type: D835V2; Serial: D835V2 - SN: 4d105

Communication System: UID 0, CW; Frequency: 835 MHz; Duty Cycle: 1:1

Medium parameters used: f = 835 MHz; σ = 0.879 S/m; ε_r = 41.4; ρ = 1000 kg/m3

Phantom section: Right Section

DASY5 Configuration:

- Probe: EX3DV4 - SN3617; ConvF(9.75, 9.75, 9.75) @ 835 MHz; Calibrated: 1/31/2019
- Sensor-Surface: 1.4mm (Mechanical Surface Detection)
- Electronics: DAE4 Sn1555; Calibrated: 8/22/2019
- Phantom: MFP_V5.1C ; Type: QD 000 P51CA; Serial: 1062
- Measurement SW: DASY52, Version 52.10 (3); SEMCAD X Version 14.6.13 (7474)

Dipole Calibration/Zoom Scan (7x7x7) (7x7x7)/Cube 0: Measurement grid: dx=5mm, dy=5mm, dz=5mm

Reference Value = 58.62 V/m; Power Drift = -0.04 dB

Peak SAR (extrapolated) = 3.58 W/kg

SAR(1 g) = 2.37 W/kg; SAR(10 g) = 1.55 W/kg

Smallest distance from peaks to all points 3 dB below = 19.8 mm

Ratio of SAR at M2 to SAR at M1 = 66.2%

Maximum value of SAR (measured) = 3.18 W/kg

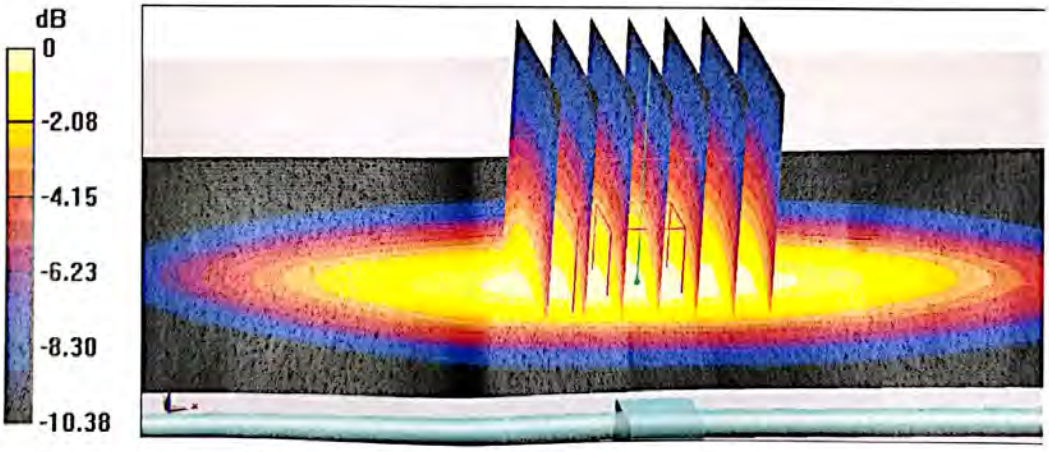

0 dB = 3.18 W/kg = 5.02 dBW/kg

In Collaboration with
s p e a g
CALIBRATION LABORATORY

Add: No.51 Xueyuan Road, Haidian District, Beijing, 100191, China
Tel: +86-10-62304633-2079 Fax: +86-10-62304633-2504
E-mail: cttl@chinattl.com http://www.chinattl.cn
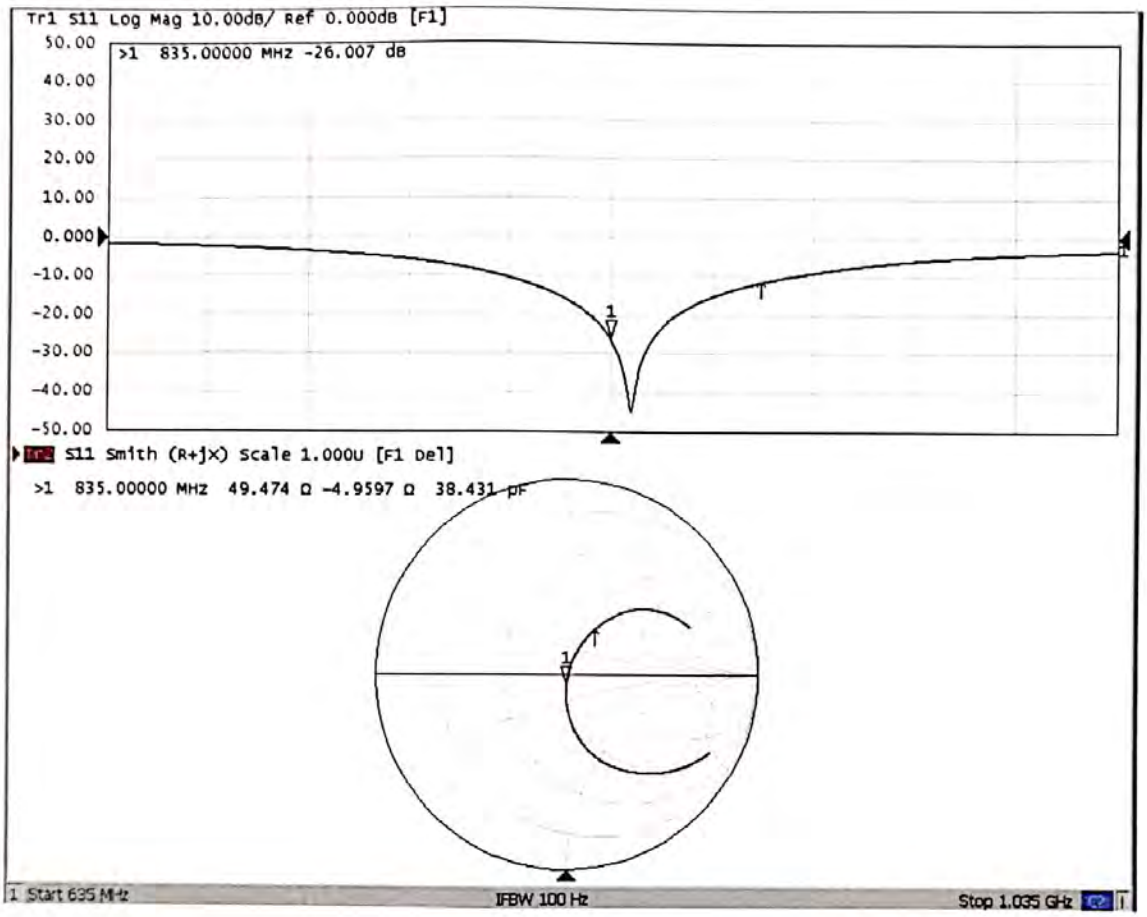
Impedance Measurement Plot for Head TSL