DFT-s-OFDM Module 1

NR Band n260

Lowest Channel / 200MHz / BPSK

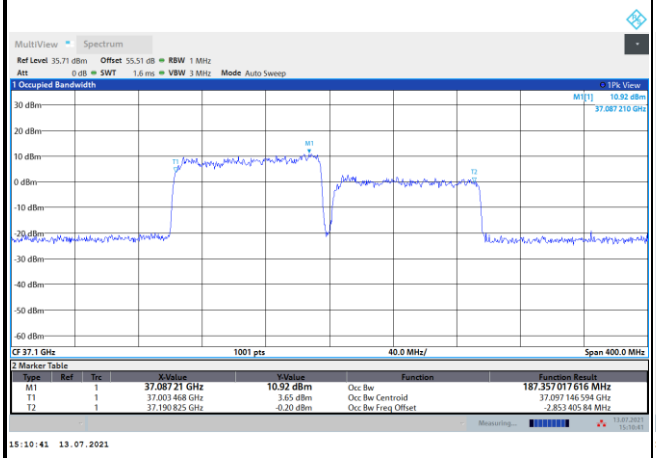

Lowest Channel / 200MHz / QPSK

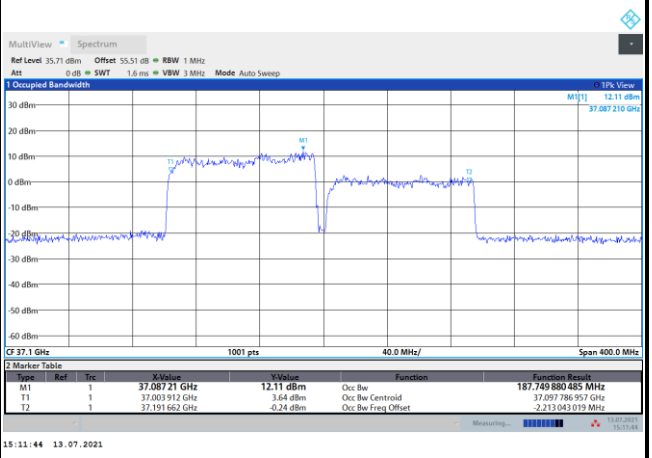

Middle Channel / 200MHz / BPSK

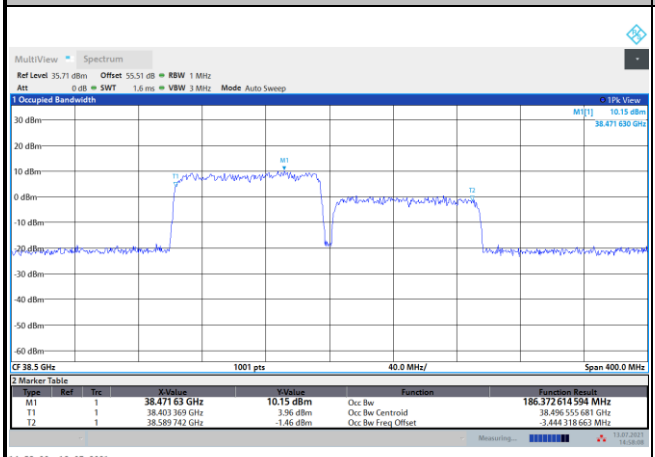

Middle Channel / 200MHz / QPSK

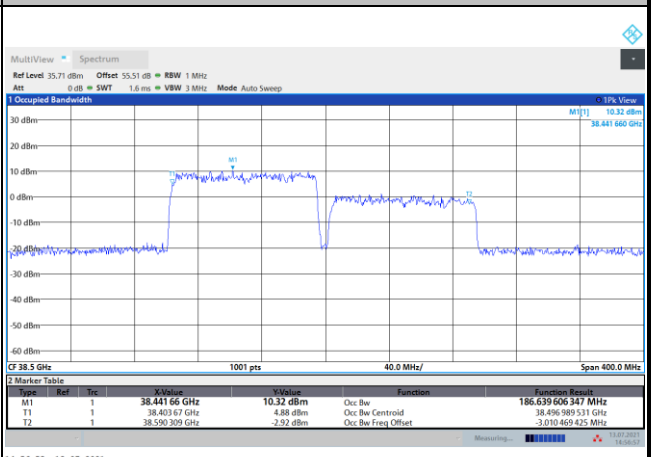

Highest Channel / 200MHz / BPSK

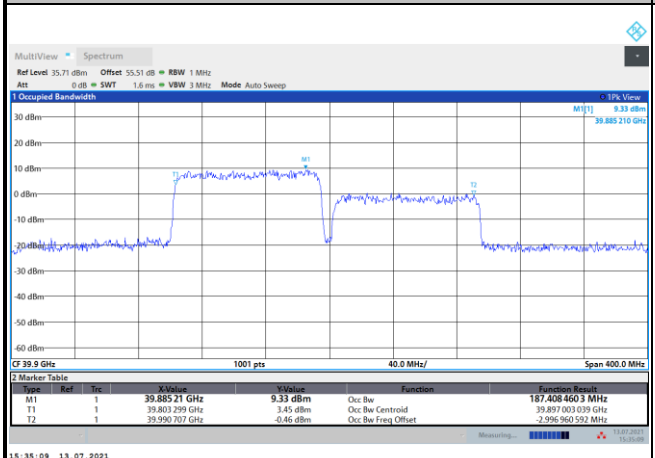

Highest Channel / 200MHz / QPSK

DFT-s-OFDM Module 1

NR Band n260

Lowest Channel / 200MHz / 16QAM

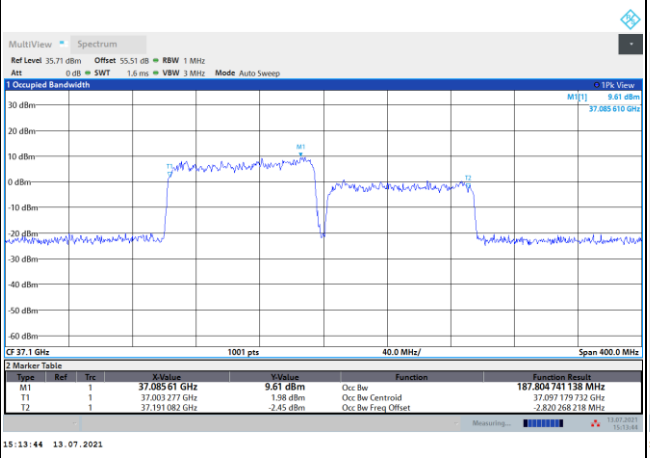

Lowest Channel / 200MHz / 64QAM

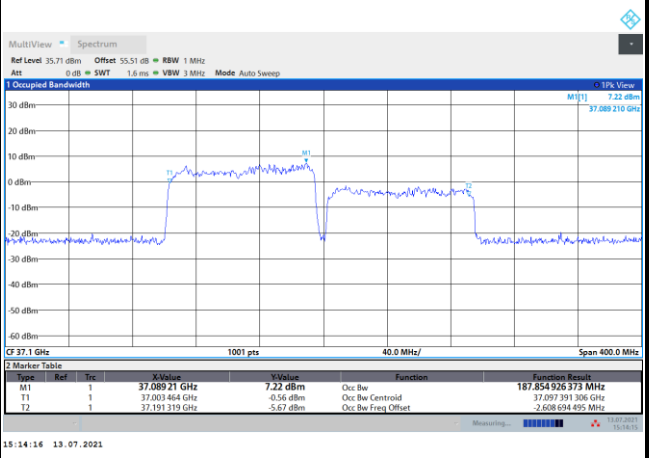

Middle Channel / 200MHz / 16QAM

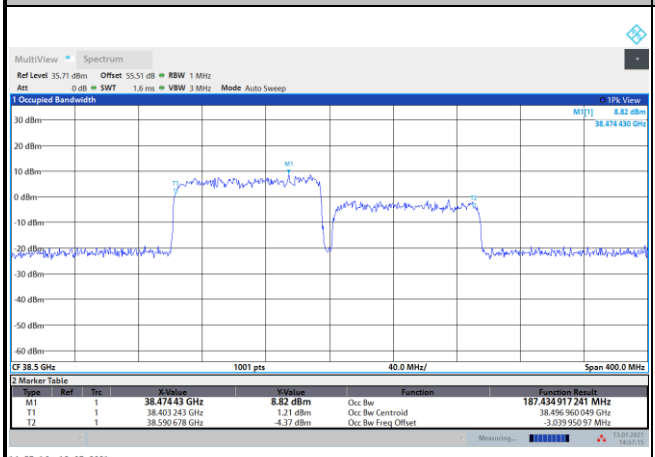

Middle Channel / 200MHz / 64QAM

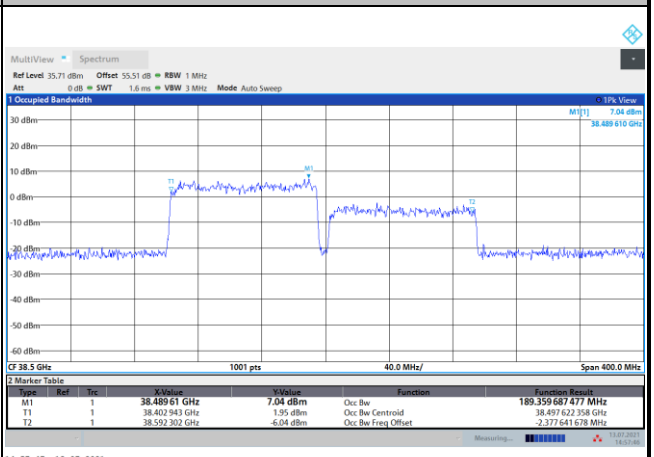

Highest Channel / 200MHz / 16QAM

Highest Channel / 200MHz / 64QAM

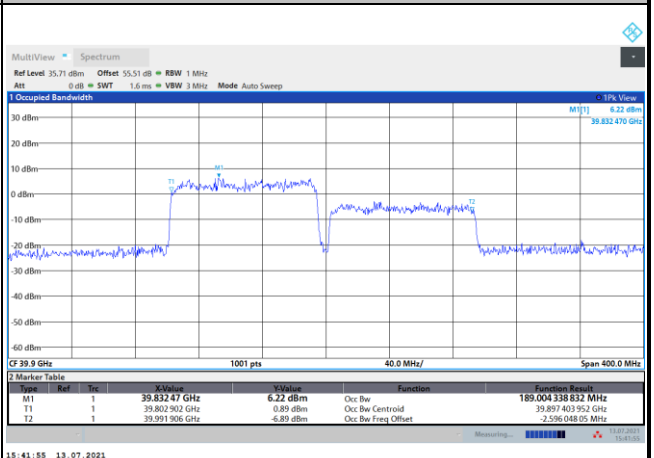

Radiated Out of Band Emissions

Mode			DFT-s-OFDM Module 1 NR Band n260 : BE (dBm) 1 RB											
BW			50MHz				100MHz				200MHz			
Limit (dBm)			BPSK	QPSK	16QAM	64QAM	BPSK	QPSK	16QAM	64QAM	BPSK	QPSK	16QAM	64QAM
Low CH	0~10%OB	≦-5	-15.3	-13.41	-16.67	-17.69	-15.22	-14.14	-17.15	-18.59	-17.52	-17.08	-19.42	-17.32
	>10%OB	≦-13	-27.96	-28.15	-28.88	-29.61	-27.29	-27.36	-27.81	-27.61	-25.86	-25.95	-25.24	-26.17
High CH	0~10%OB	≦-5	-18.55	-19.23	-20.83	-21.48	-18.97	-18.67	-19.67	-21.43	-28.33	-28.39	-28.39	-27.45
	>10%OB	≦-13	-25.7	-25.88	-27.17	-27.6	-26.42	-26.23	-26.14	-26.46	-27.29	-27.39	-27.65	-27.24
Result			Compliance											

Mode			DFT-s-OFDM Module 1 NR Band n260 : BE (dBm) Full RB											
BW			50MHz				100MHz				200MHz			
Limit (dBm)			BPSK	QPSK	16QAM	64QAM	BPSK	QPSK	16QAM	64QAM	BPSK	QPSK	16QAM	64QAM
Low CH	0~10%OB	≦-5	-24.37	-23.77	-27.57	-29.52	-26.23	-25.91	-27.65	-28.5	-28.08	-28.26	-29.71	-30.15
	>10%OB	≦-13	-27.85	-25.14	-29.88	-30.45	-28.3	-27.44	-28.02	-28.07	-29.93	-29.35	-29.92	-30.51
High CH	0~10%OB	≦-5	-23.9	-23.9	-26.27	-27.82	-24.17	-22.9	-25.18	-26.55	-28.05	-27.34	-27.86	-28.54
	>10%OB	≦-13	-24.71	-24.49	-27.05	-27.75	-25.96	-23.64	-26.05	-26.43	-27.34	-27.65	-27.64	-27.69
Result			Compliance											

DFT-s-OFDM Module 1

NR Band n260 / 50MHz / BPSK

Lowest Band Edge / 1 RB

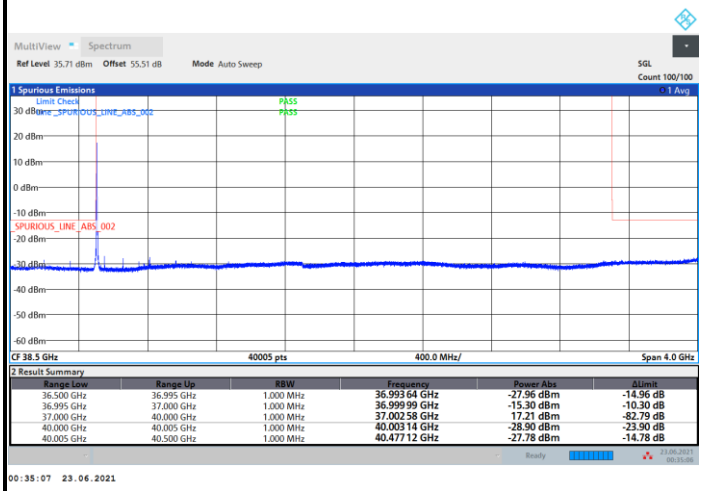

Highest Band Edge / 1 RB

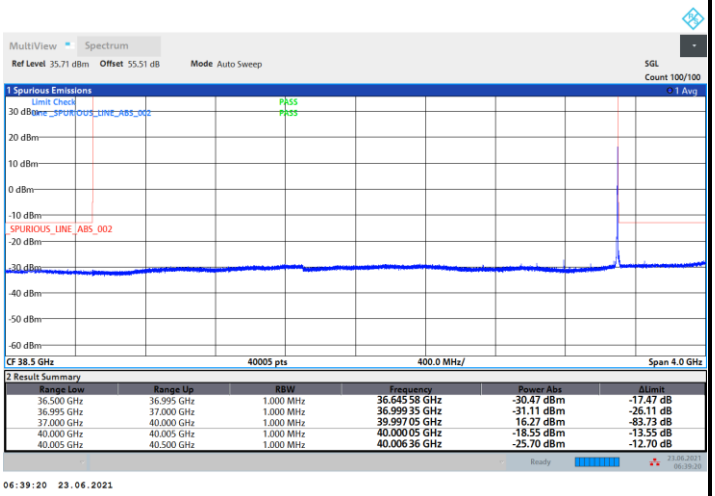

NR Band n260 / 50MHz / QPSK

Lowest Band Edge / 1 RB

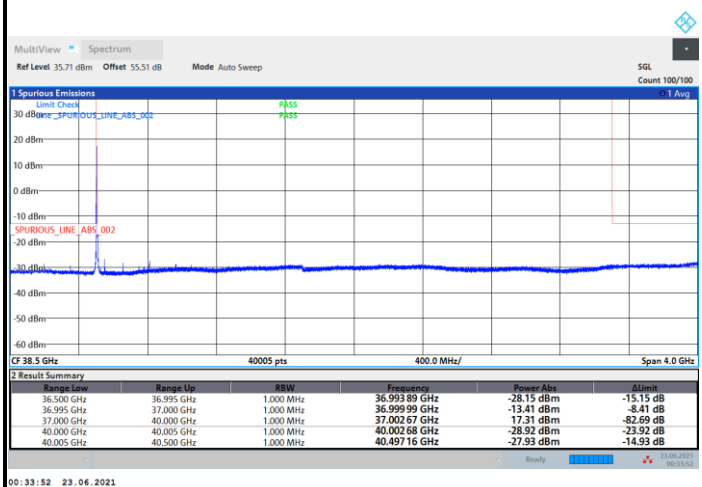

Highest Band Edge / 1 RB

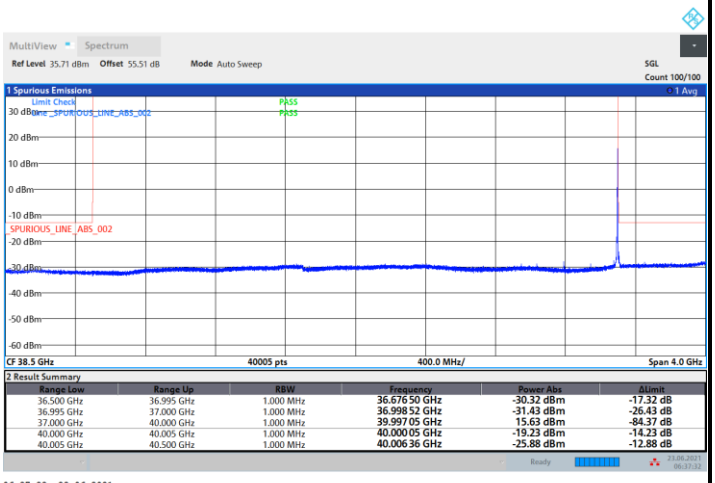

DFT-s-OFDM Module 1

NR Band n260 / 50MHz / 16QAM

Lowest Band Edge / 1 RB

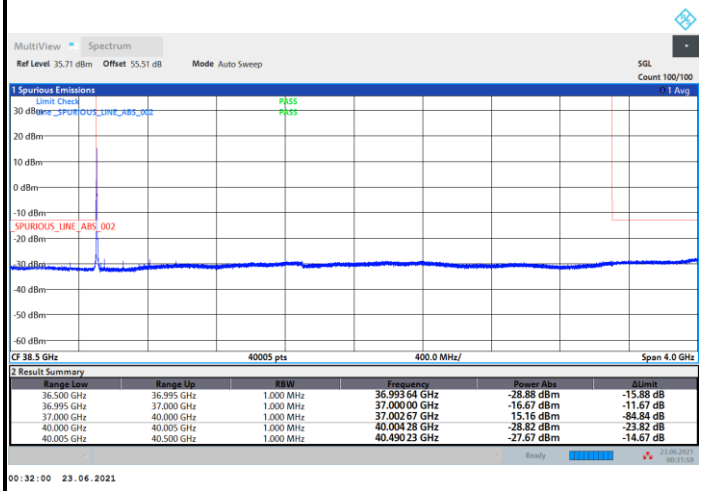

Highest Band Edge / 1 RB

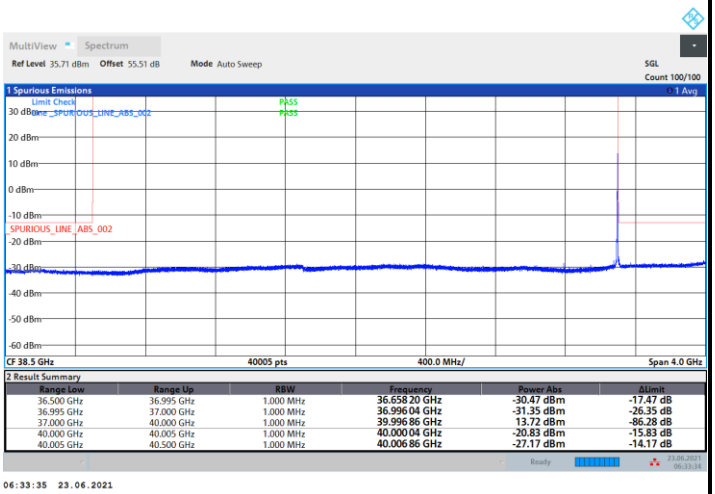

NR Band n260 / 50MHz / 64QAM

Lowest Band Edge / 1 RB

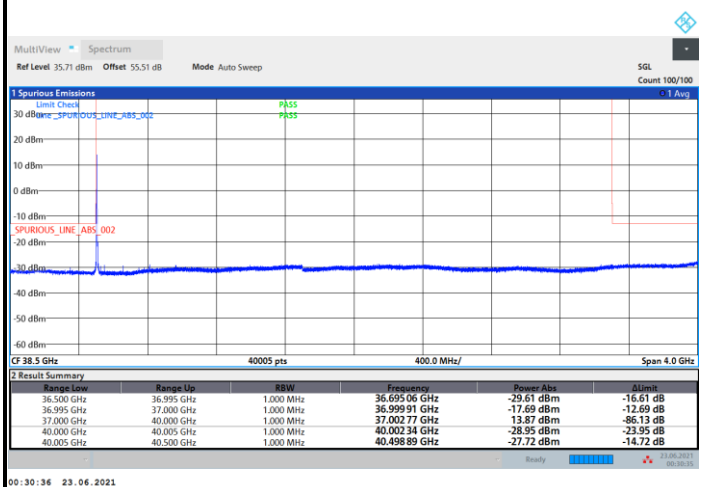

Highest Band Edge / 1 RB

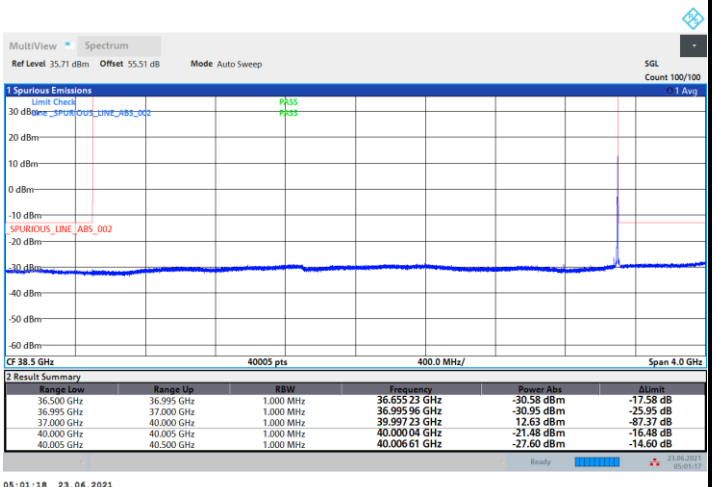

DFT-s-OFDM Module 1

NR Band n260 / 100MHz / BPSK

Lowest Band Edge / 1 RB

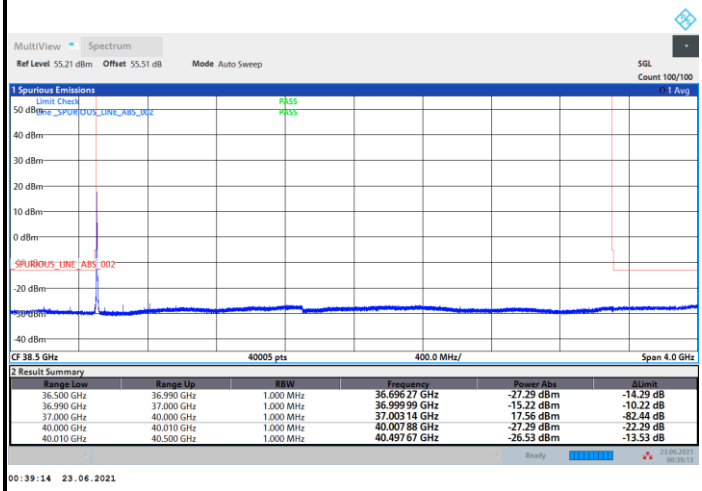

Highest Band Edge / 1 RB

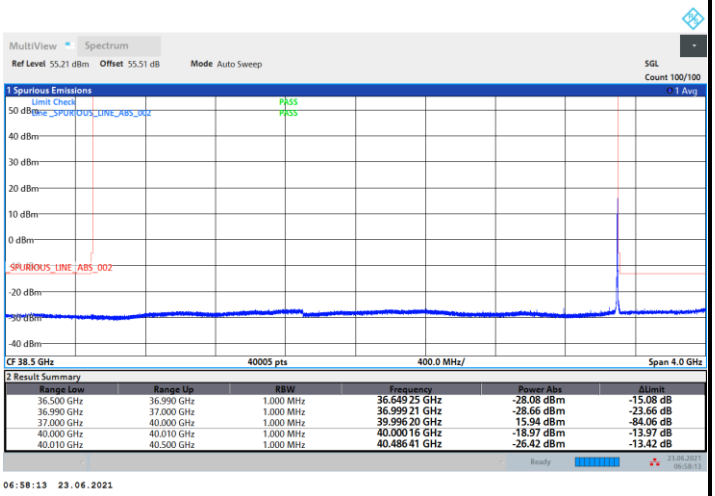

NR Band n260 / 100MHz / QPSK

Lowest Band Edge / 1 RB

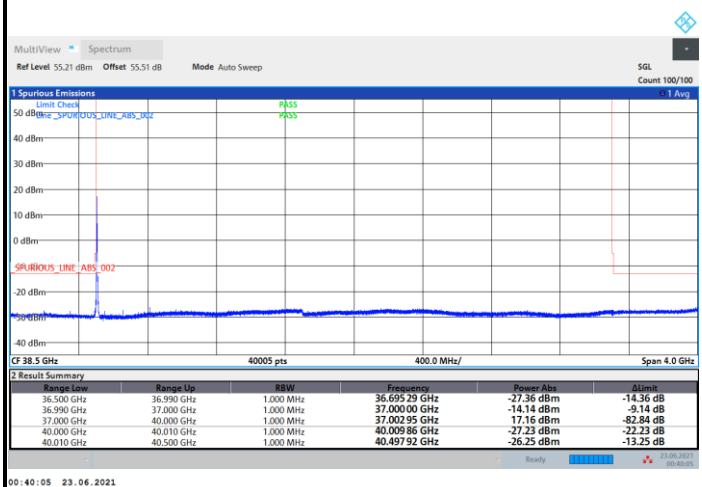

Highest Band Edge / 1 RB

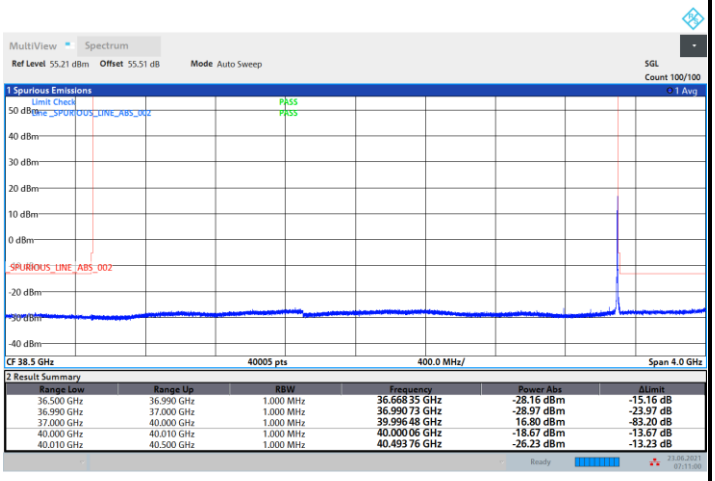

DFT-s-OFDM Module 1

NR Band n260 / 100MHz / 16QAM

Lowest Band Edge / 1 RB

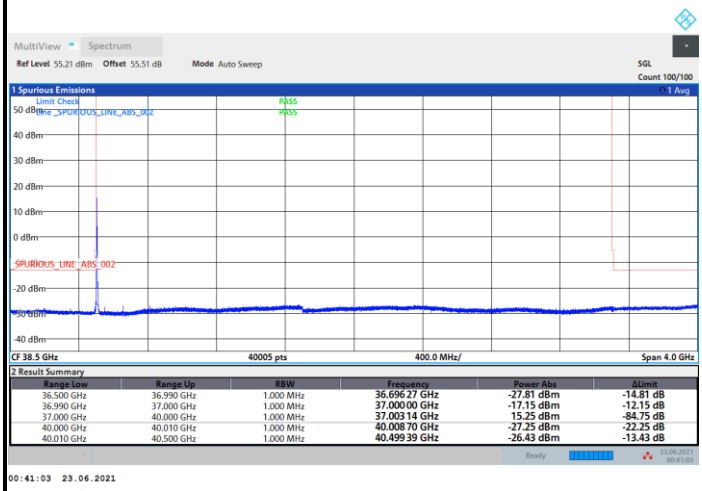

Highest Band Edge / 1 RB

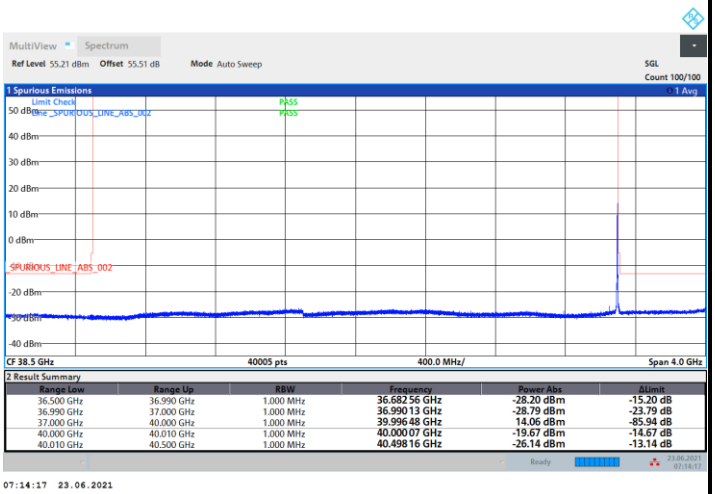

NR Band n260 / 100MHz / 64QAM

Lowest Band Edge / 1 RB

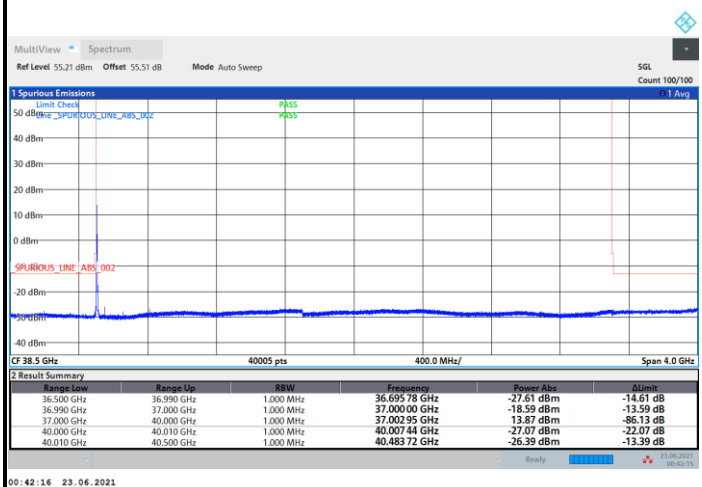

Highest Band Edge / 1 RB

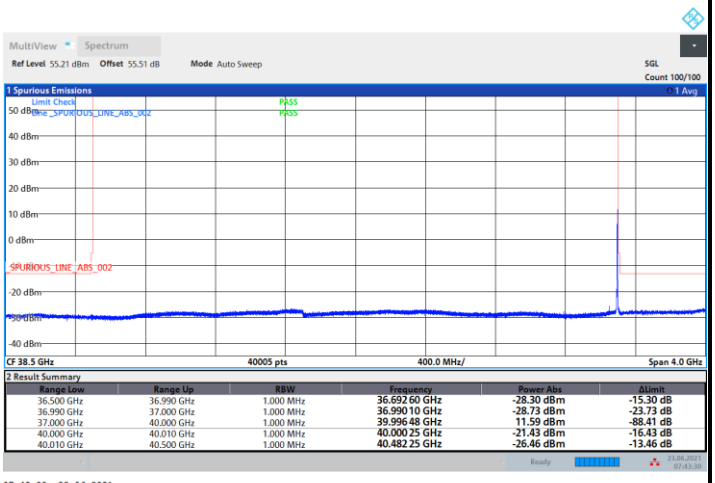

DFT-s-OFDM Module 1

NR Band n260 / 200MHz / BPSK

Lowest Band Edge / 1 RB

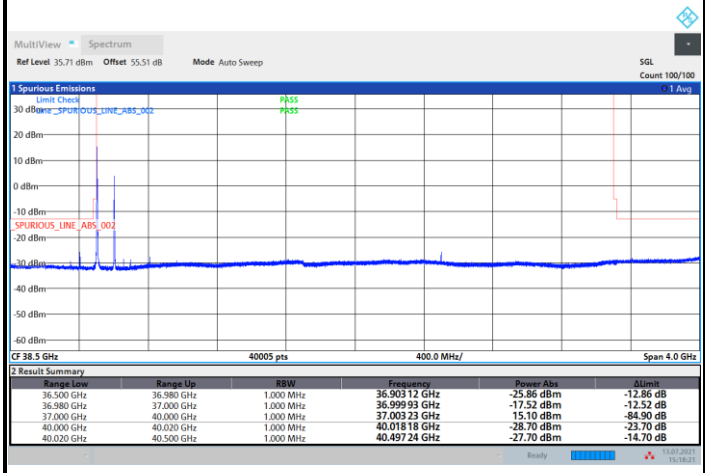

15:18:22 13.07.2021

Highest Band Edge / 1 RB

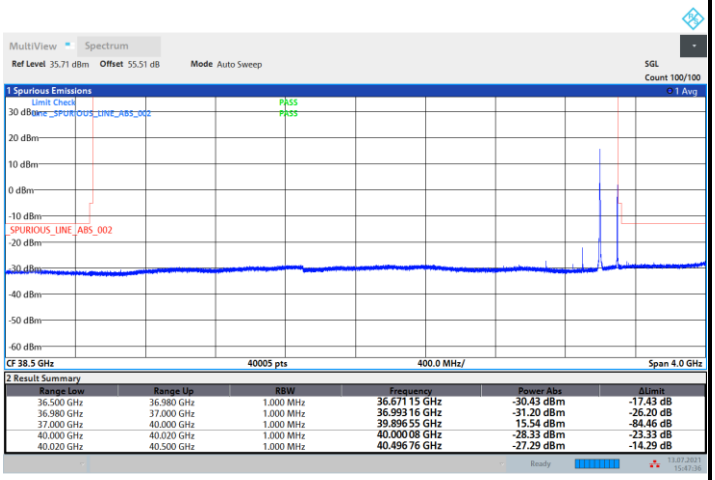

15:47:36 13.07.2021

NR Band n260 / 200MHz / QPSK

Lowest Band Edge / 1 RB

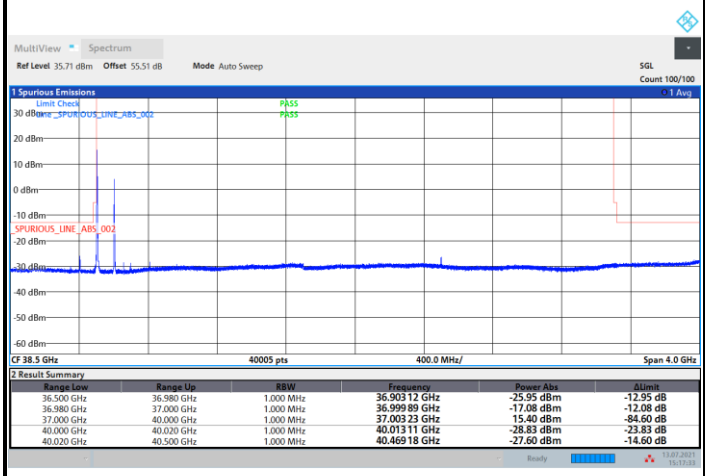

15:17:33 13.07.2021

Highest Band Edge / 1 RB

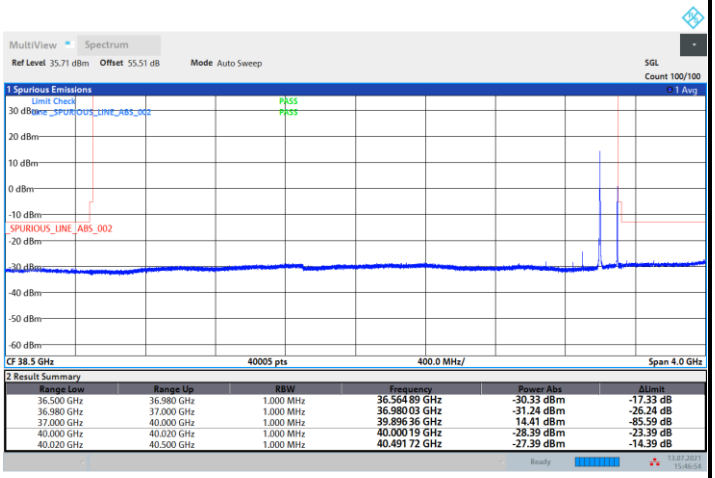

15:46:55 13.07.2021

DFT-s-OFDM Module 1

NR Band n260 / 200MHz / 16QAM

Lowest Band Edge / 1 RB

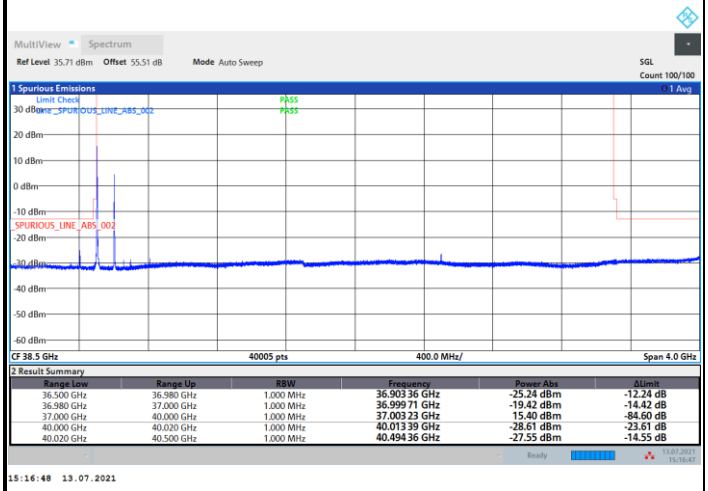

Highest Band Edge / 1 RB

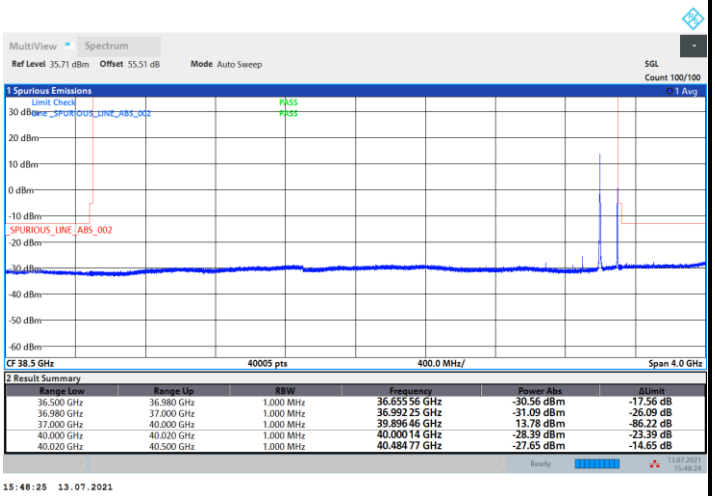

NR Band n260 / 200MHz / 64QAM

Lowest Band Edge / 1 RB

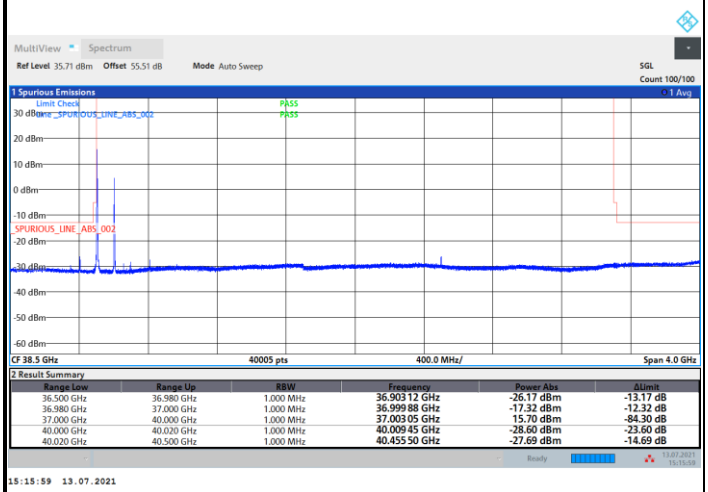

Highest Band Edge / 1 RB

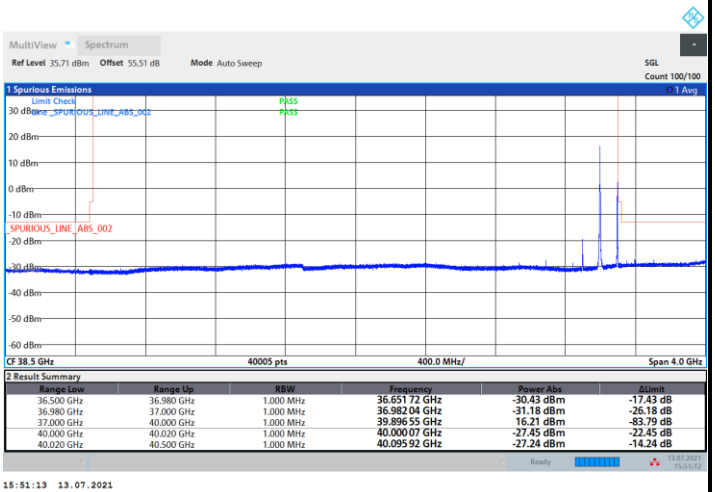

DFT-s-OFDM Module 1

NR Band n260 / 50MHz / BPSK

Lowest Band Edge / Full RB

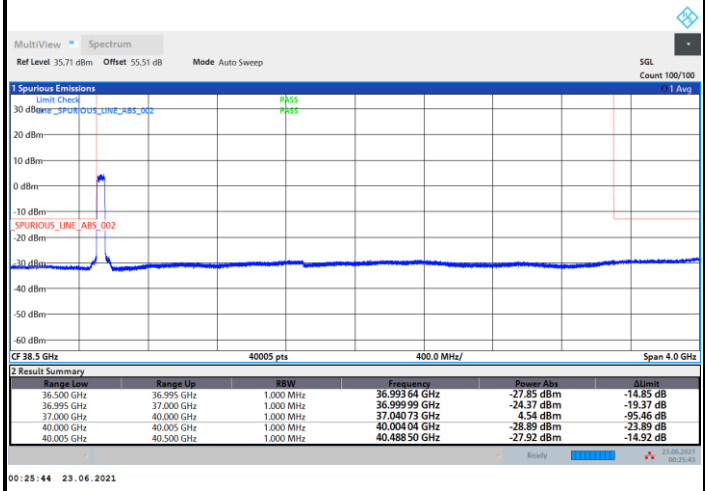

Highest Band Edge / Full RB

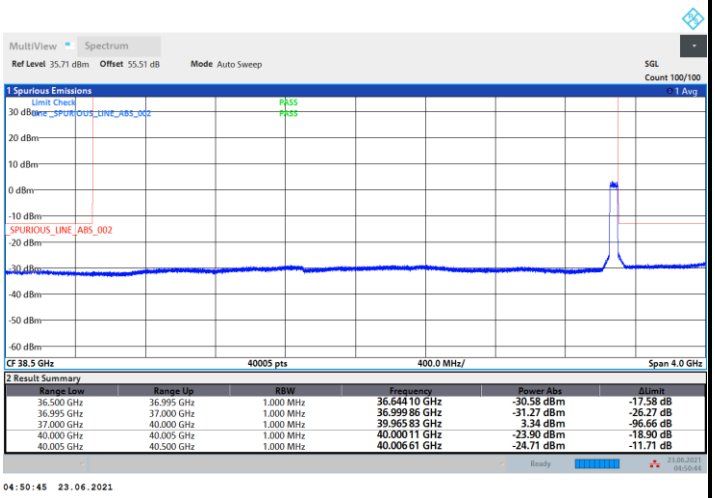

NR Band n260 / 50MHz / QPSK

Lowest Band Edge / Full RB

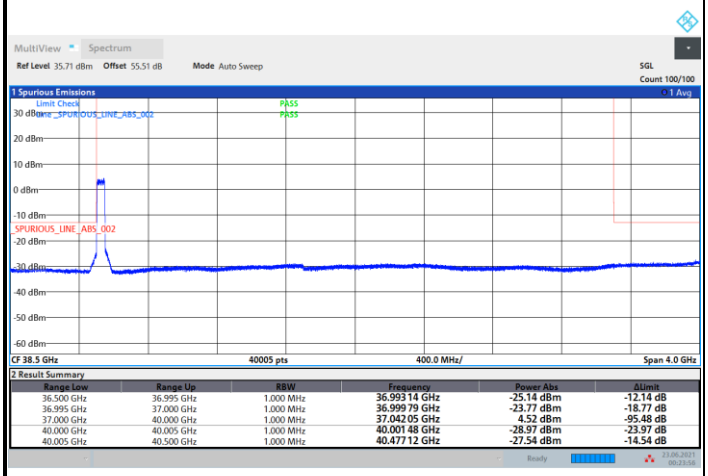

Highest Band Edge / Full RB

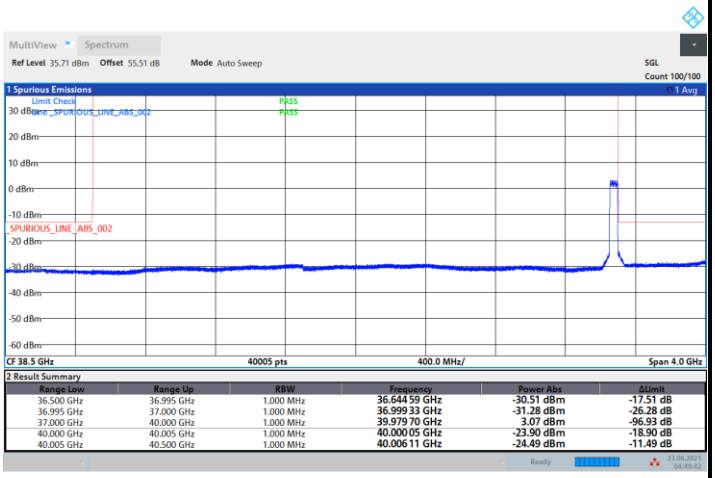

DFT-s-OFDM Module 1

NR Band n260 / 50MHz / 16QAM

Lowest Band Edge / Full RB

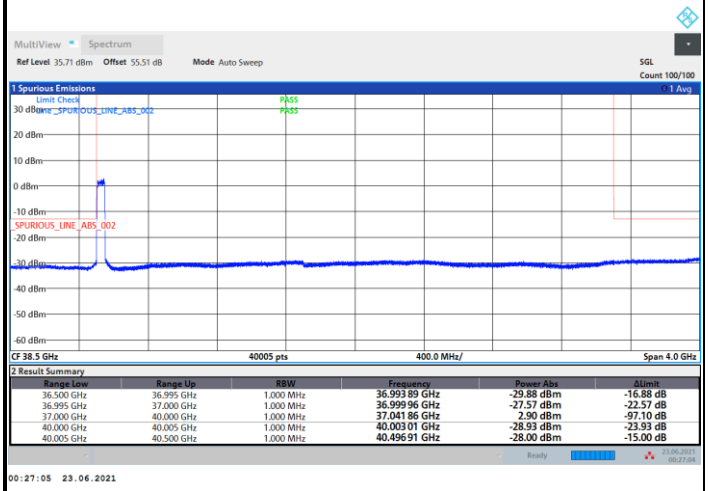

Highest Band Edge / Full RB

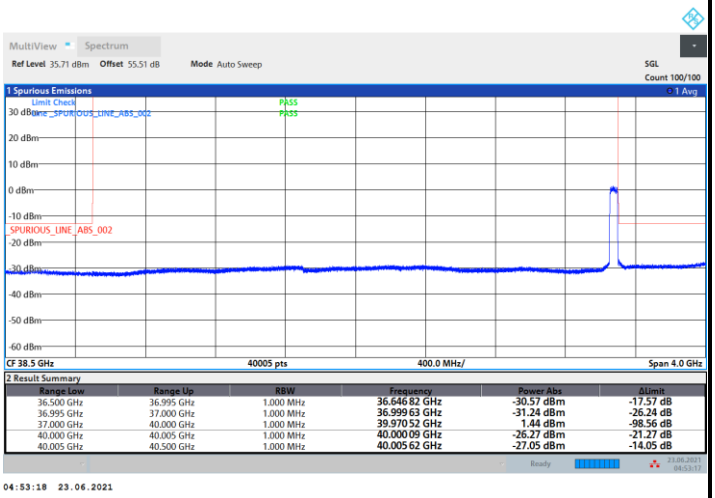

NR Band n260 / 50MHz / 64QAM

Lowest Band Edge / Full RB

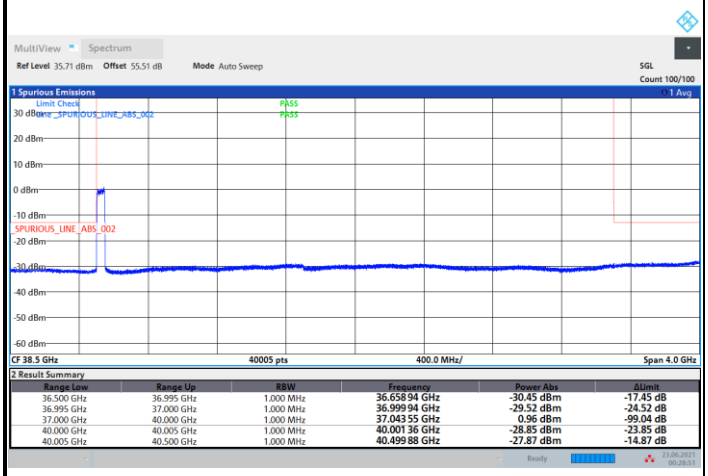

Highest Band Edge / Full RB

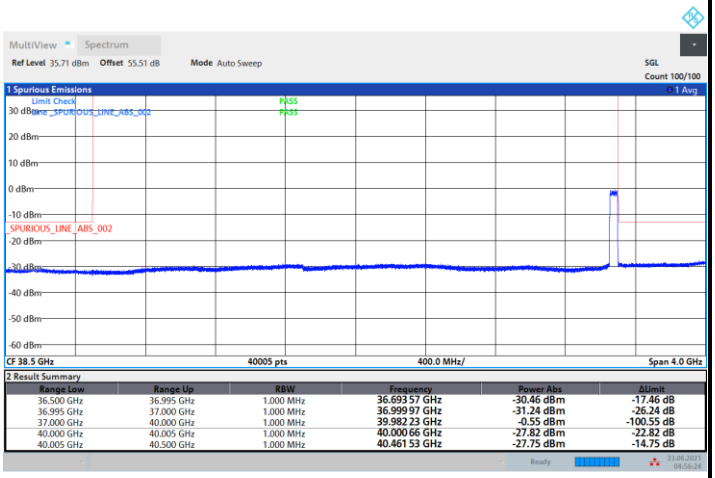

DFT-s-OFDM Module 1

NR Band n260 / 100MHz / BPSK

Lowest Band Edge / Full RB

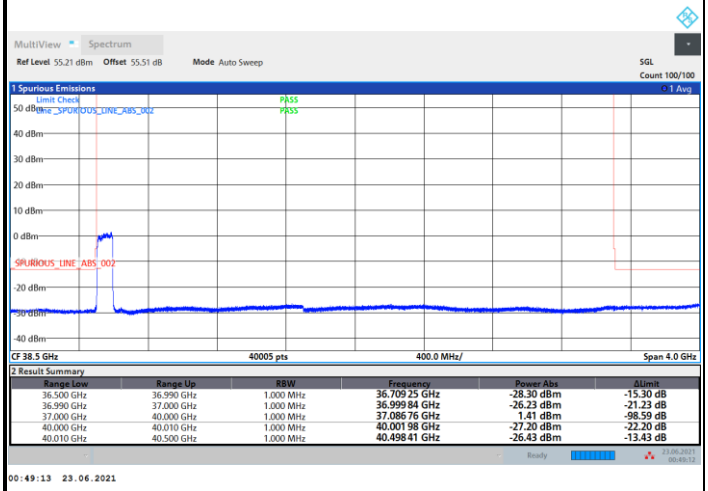

Highest Band Edge / Full RB

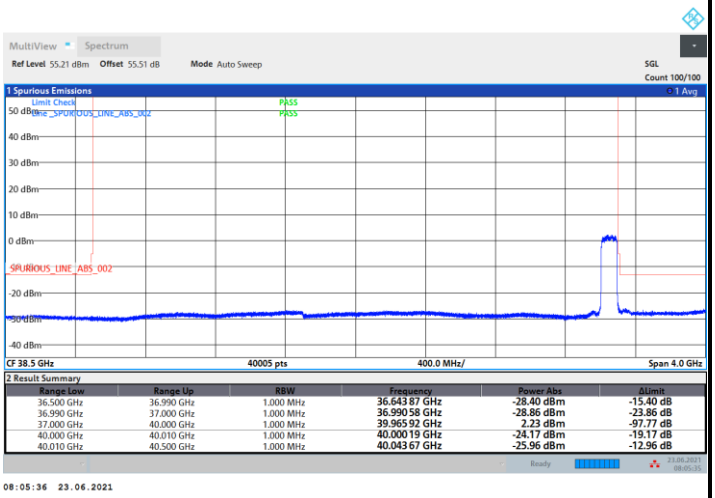

NR Band n260 / 100MHz / QPSK

Lowest Band Edge / Full RB

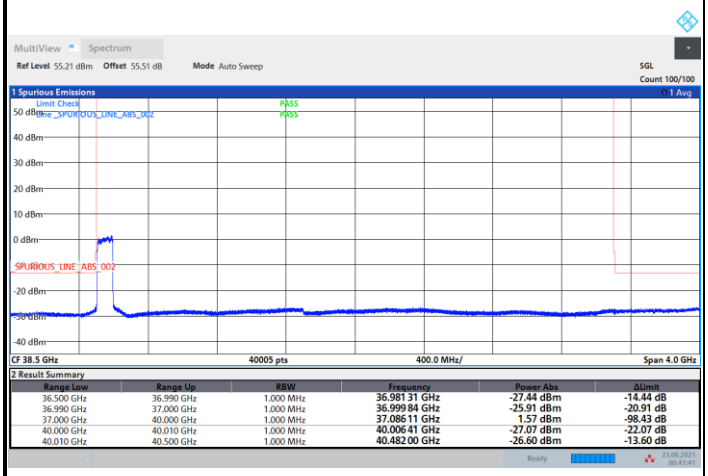

Highest Band Edge / Full RB

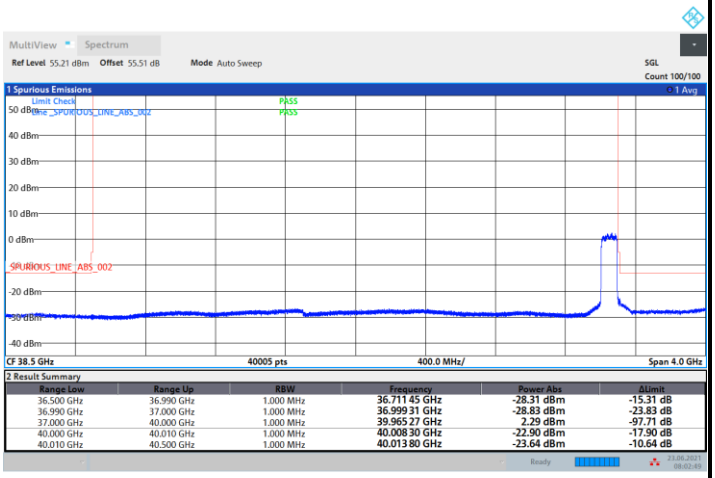

DFT-s-OFDM Module 1

NR Band n260 / 100MHz / 16QAM

Lowest Band Edge / Full RB

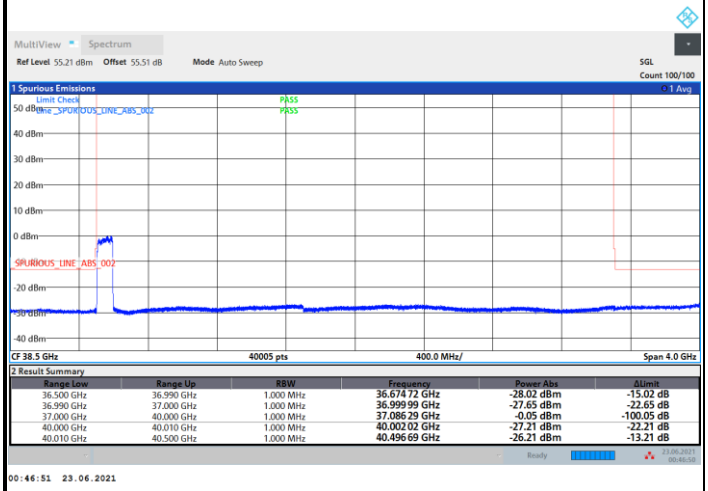

Highest Band Edge / Full RB

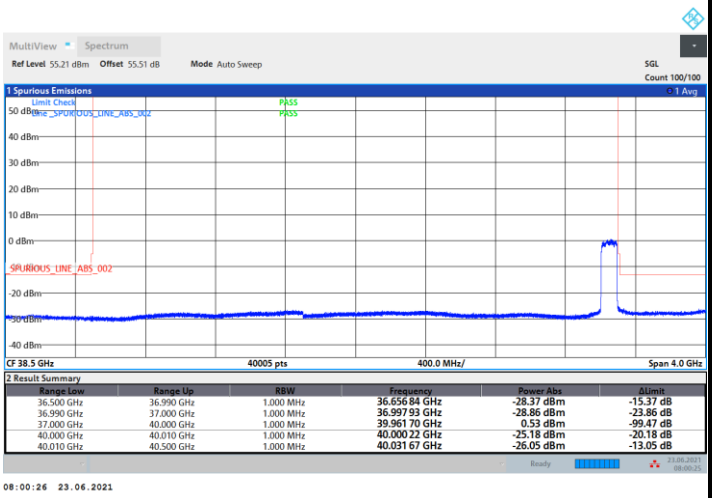

NR Band n260 / 100MHz / 64QAM

Lowest Band Edge / Full RB

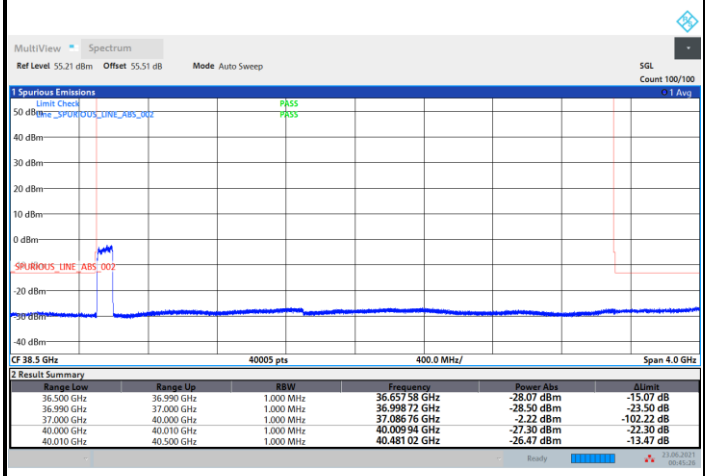

Highest Band Edge / Full RB

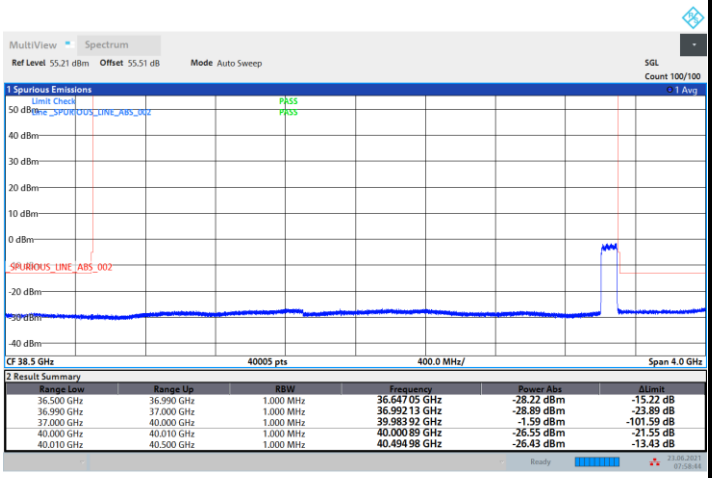

DFT-s-OFDM Module 1

NR Band n260 / 200MHz / BPSK

Lowest Band Edge / Full RB

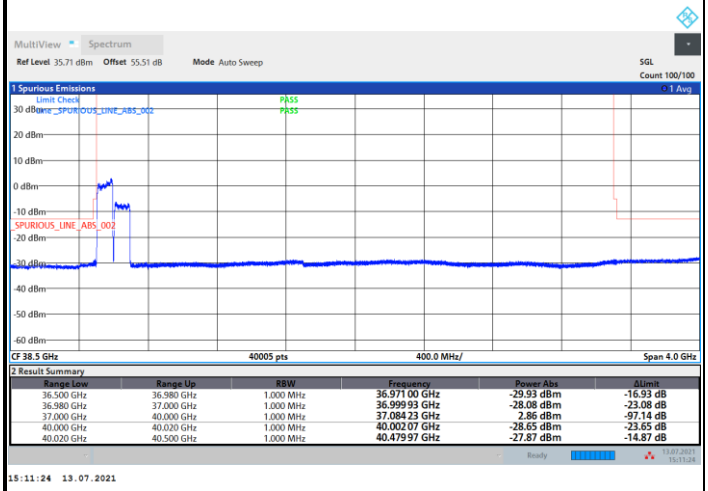

15:11:24 13.07.2021

Highest Band Edge / Full RB

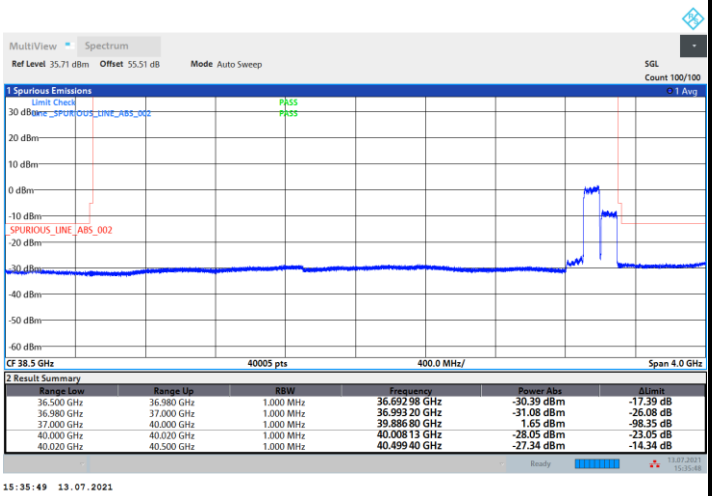

15:35:49 13.07.2021

NR Band n260 / 200MHz / QPSK

Lowest Band Edge / Full RB

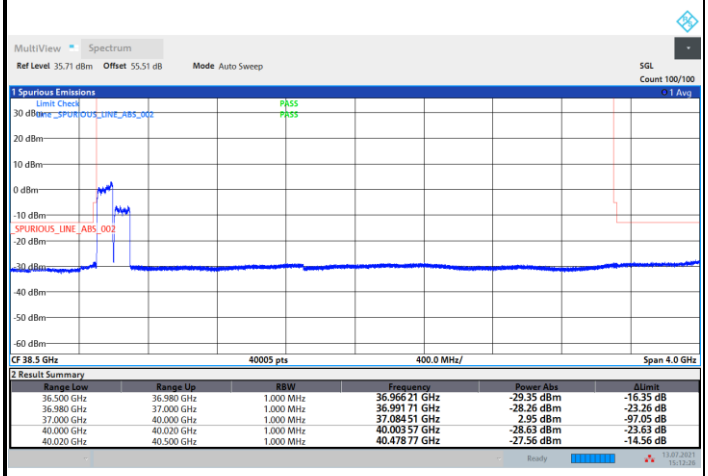

15:12:27 13.07.2021

Highest Band Edge / Full RB

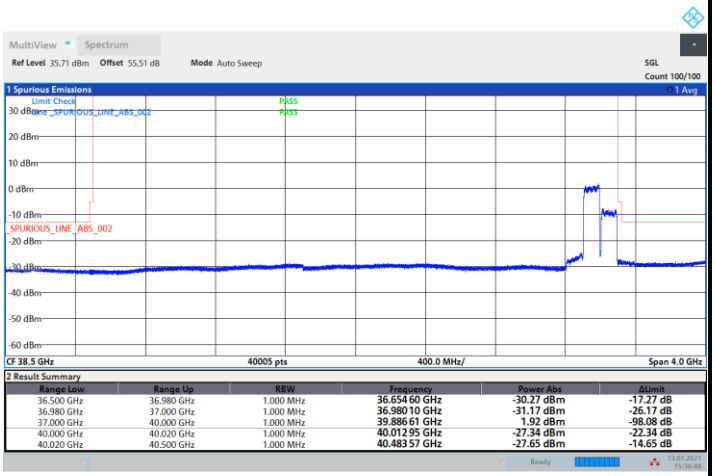

15:36:48 13.07.2021

DFT-s-OFDM Module 1

NR Band n260 / 200MHz / 16QAM

Lowest Band Edge / Full RB

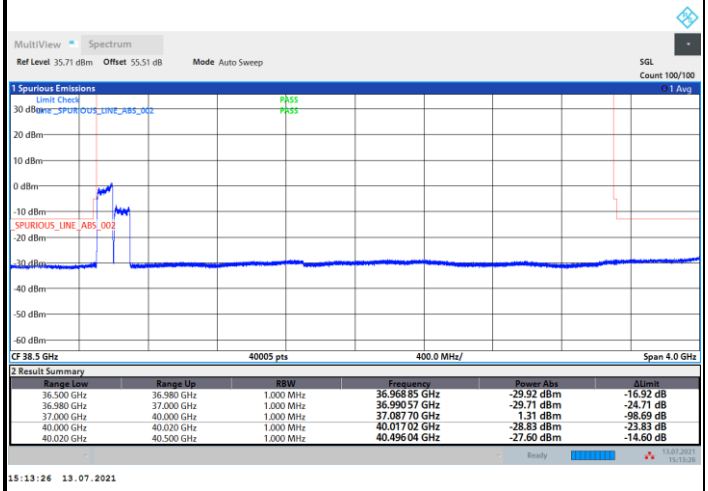

Highest Band Edge / Full RB

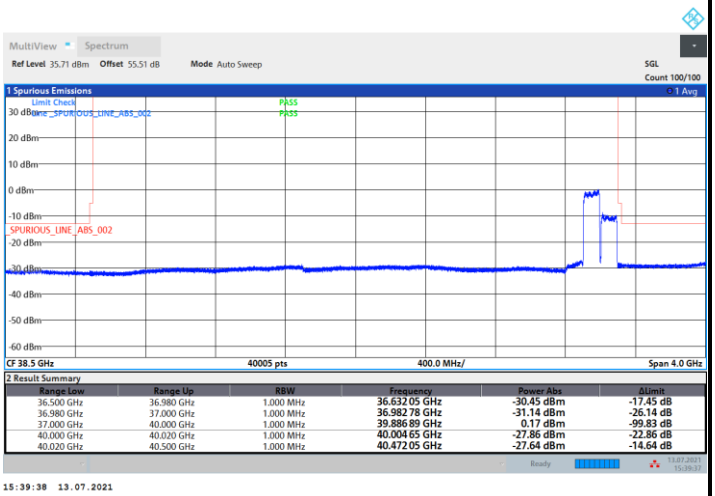

NR Band n260 / 200MHz / 64QAM

Lowest Band Edge / Full RB

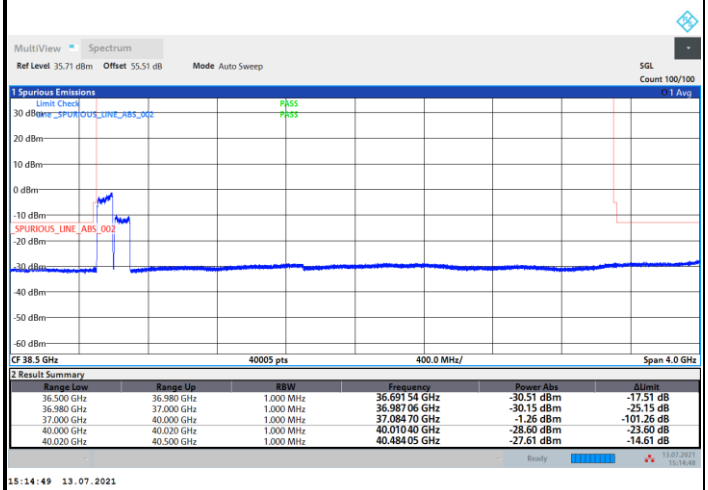

Highest Band Edge / Full RB

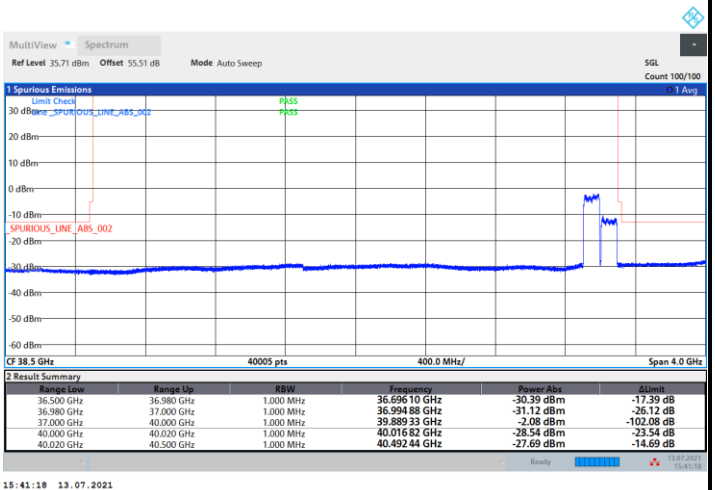

Spurious Emission

There is no significant spurious emission signal found for frequency started from 30MHz up to 18GHz.

Only the noise floor is reported.

NR Band n260 (30MHz-1GHz)	
Horizontal	**Vertical**
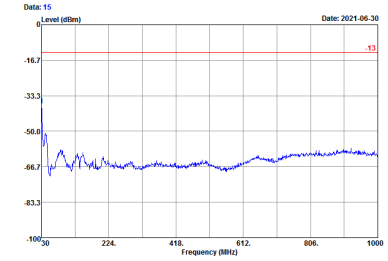 Site : 03CH02-SZ Condition : -13 EIRP_20200704_LF HORIZONTAL Project : 151701-02 : N260 Module 1 Freq Level Over Limit Limit Line MHz dBm dB dBm 1 30.00 -37.79 -24.79 -13.00	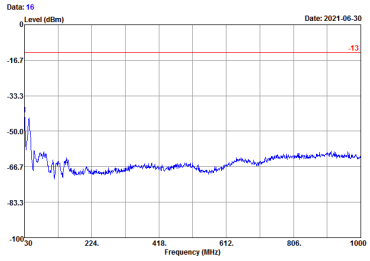 Site : 03CH02-SZ Condition : -13 EIRP_20200704_LF VERTICAL Project : 151701-02 : N260 Module 1 Freq Level Over Limit Limit Line MHz dBm dB dBm 1 30.00 -42.06 -29.06 -13.00

NR Band n260 (1GHz-18GHz)	
Horizontal	**Vertical**
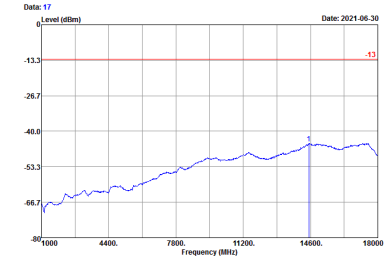 Site : 03CH02-SZ Condition : -13 EIRP_20200906 HORIZONTAL Project : 151701-02 : N260 Module 1 Freq Level Over Limit Limit Line MHz dBm dB dBm 1 14515.00 -44.57 -31.57 -13.00	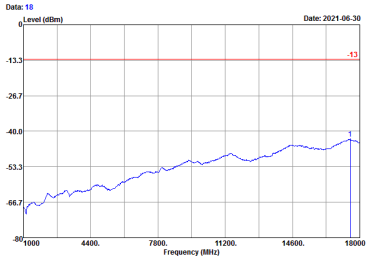 Site : 03CH02-SZ Condition : -13 EIRP_20200906 VERTICAL Project : 151701-02 : N260 Module 1 Freq Level Over Limit Limit Line MHz dBm dB dBm 1 17507.00 -42.78 -29.78 -13.00

Spurious emission between 18GHz to 40GHz worst case plot is reported as following.

DFT-s-OFDM Module 1

NR Band n260 BPSK (18-36.5GHz)

Lowest Channel / 50MHz

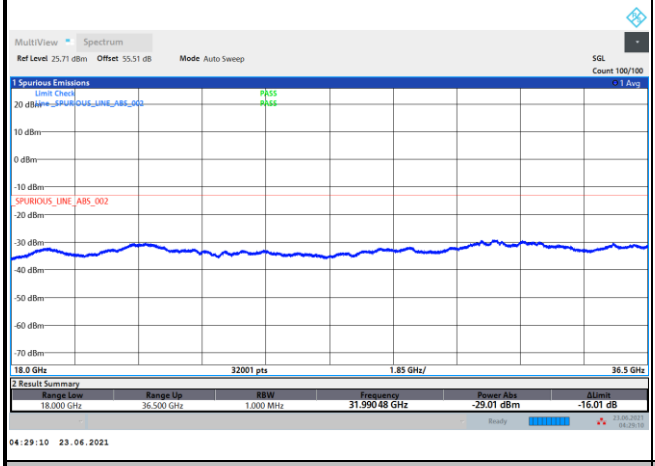

Lowest Channel / 100MHz

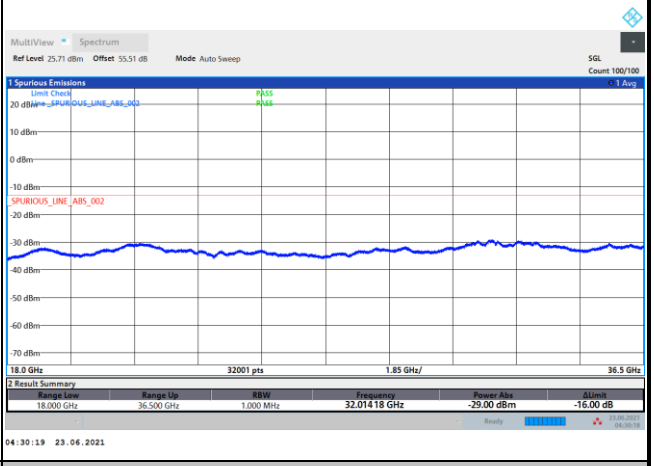

Middle Channel / 50MHz

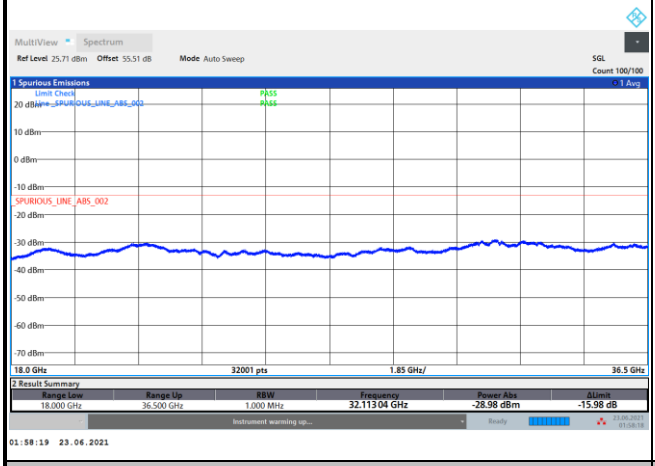

Middle Channel / 100MHz

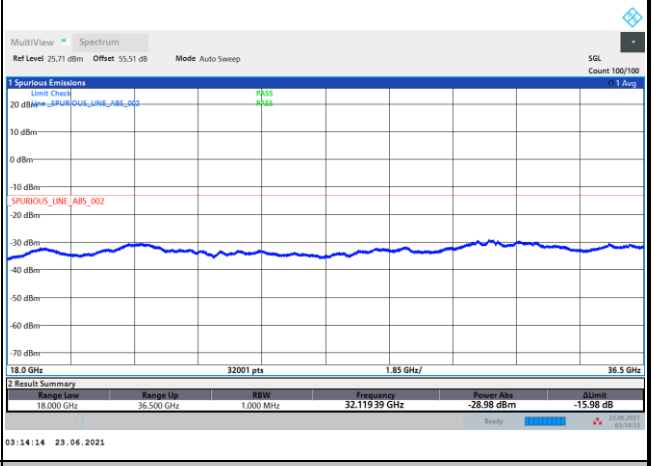

Highest Channel / 50MHz

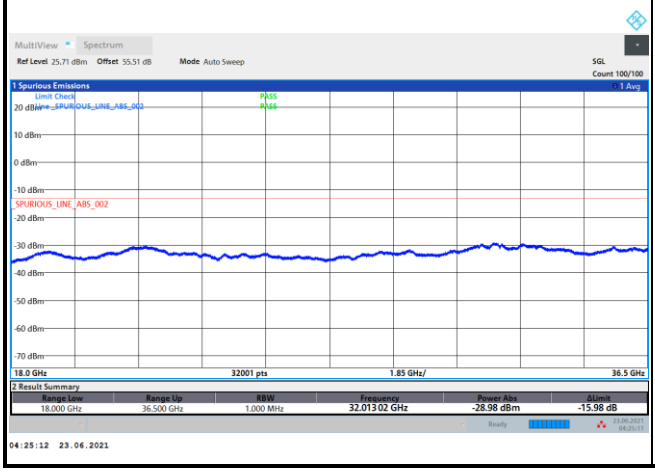

Highest Channel / 100MHz

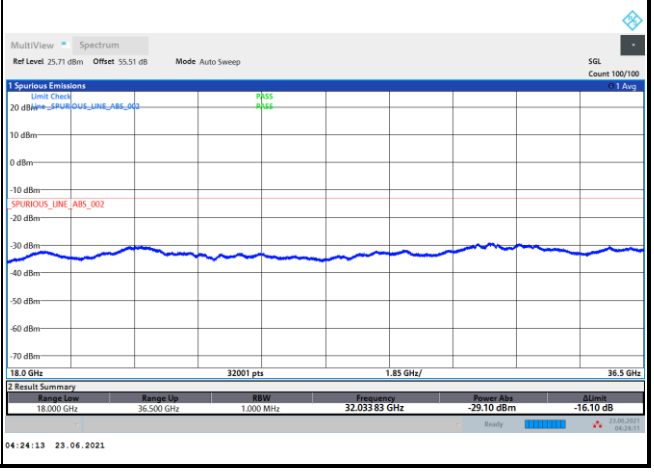

Remark: In band and out of band frequencies are omitted.

DFT-s-OFDM Module 1

NR Band n260 BPSK (18-36.5GHz)	
Lowest Channel / 200MHz	
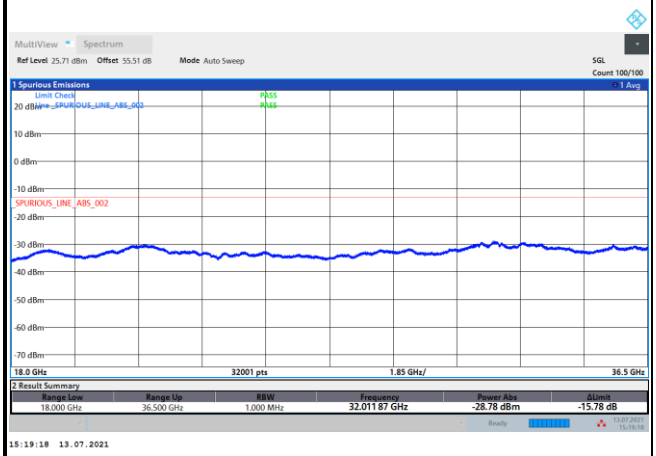	**intentionally blank**
Middle Channel / 200MHz	
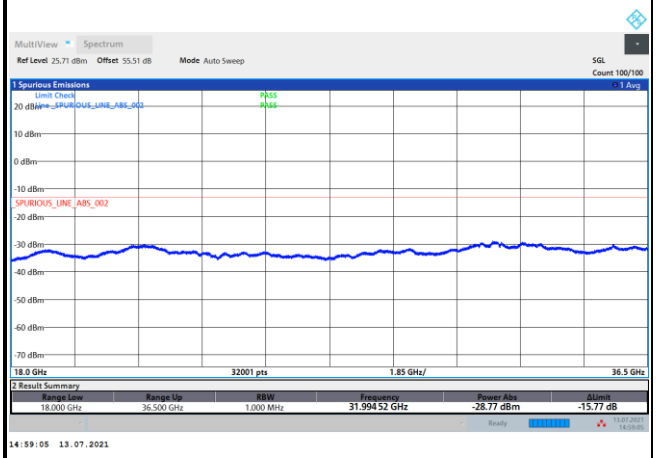	**intentionally blank**
Highest Channel / 200MHz	
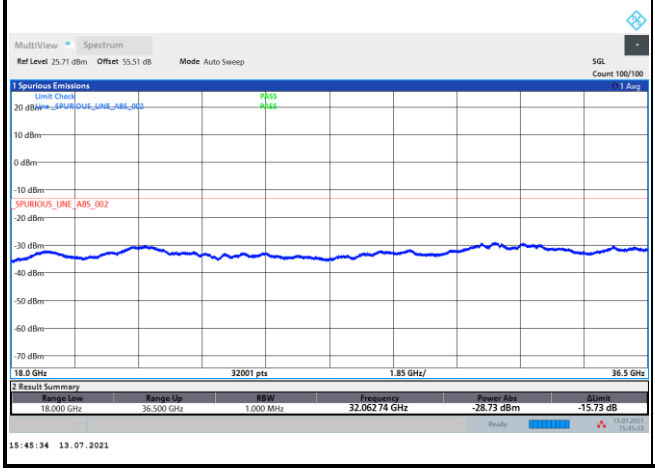	**intentionally blank**

Remark: In band and out of band frequencies are omitted.

DFT-s-OFDM Module 1

NR Band n260 QPSK (18-36.5GHz)

Lowest Channel / 50MHz

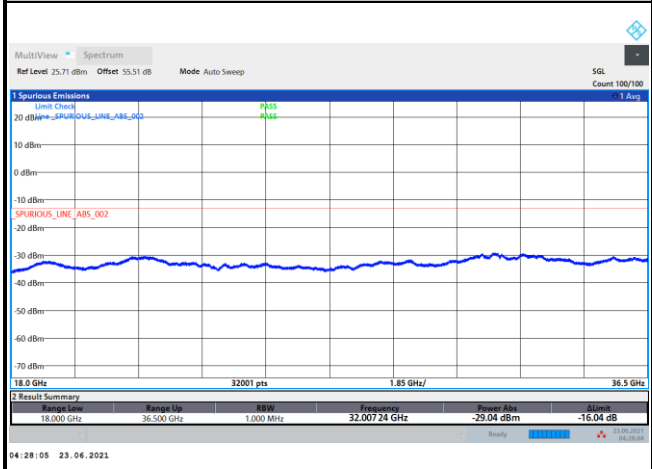

Lowest Channel / 100MHz

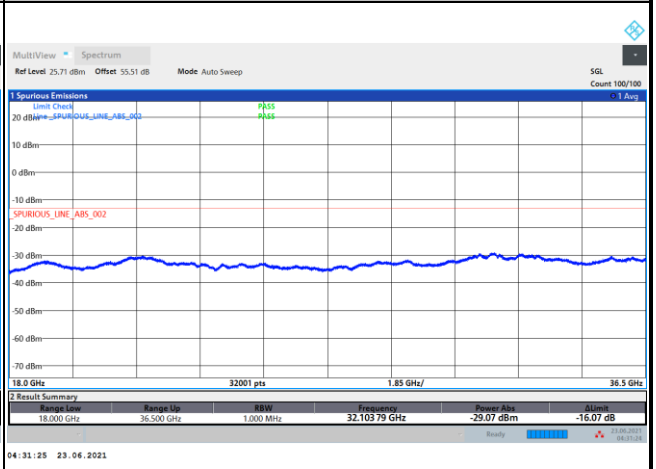

Middle Channel / 50MHz

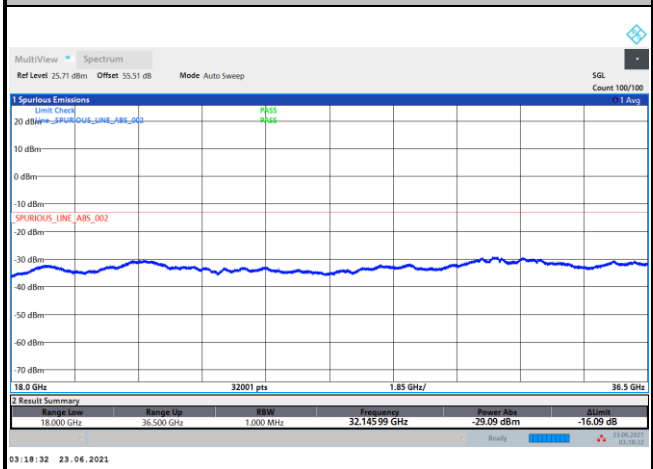

Middle Channel / 100MHz

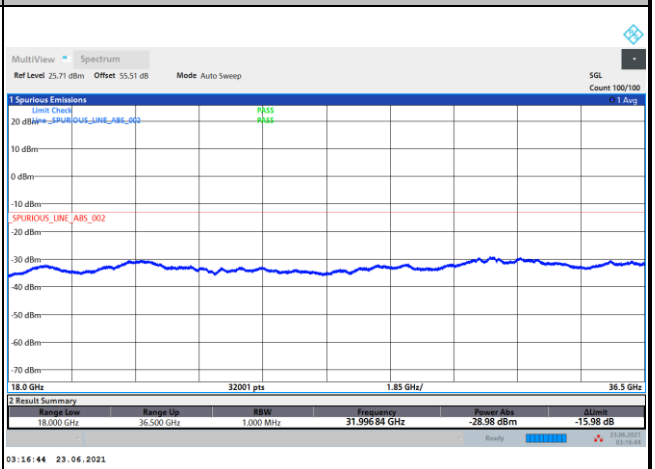

Highest Channel / 50MHz

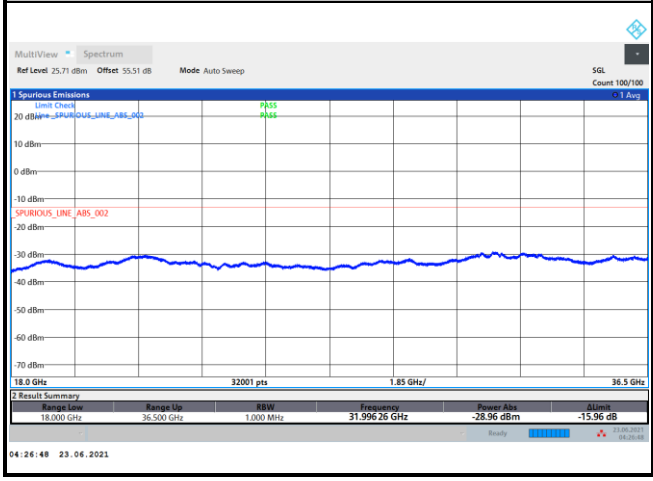

Highest Channel / 100MHz

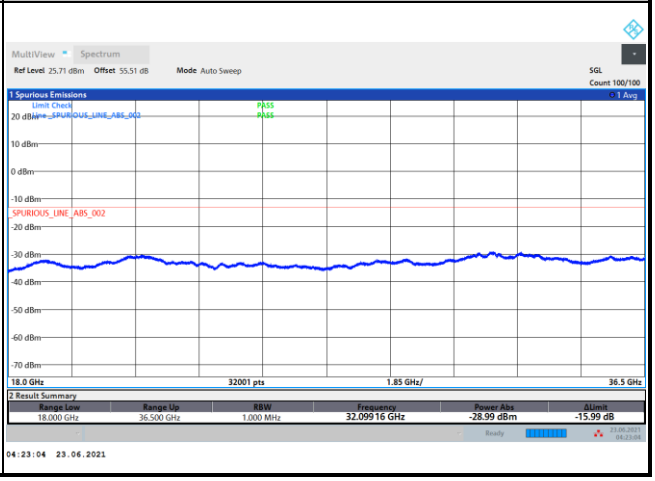

Remark: In band and out of band frequencies are omitted.

DFT-s-OFDM Module 1

NR Band n260 QPSK (18-36.5GHz)	
Lowest Channel / 200MHz	
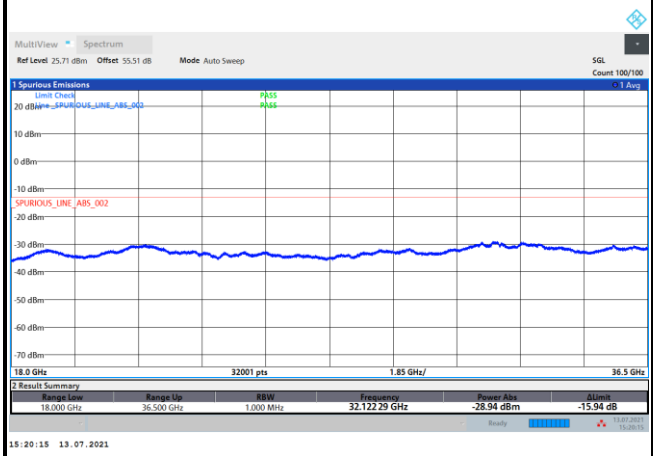	**intentionally blank**
Middle Channel / 200MHz	
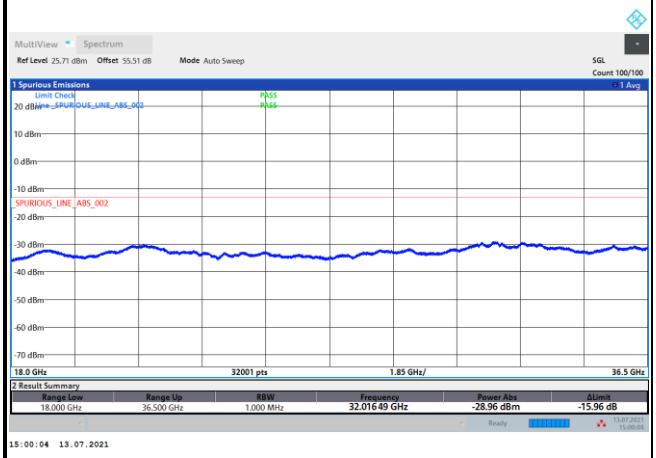	**intentionally blank**
Highest Channel / 200MHz	
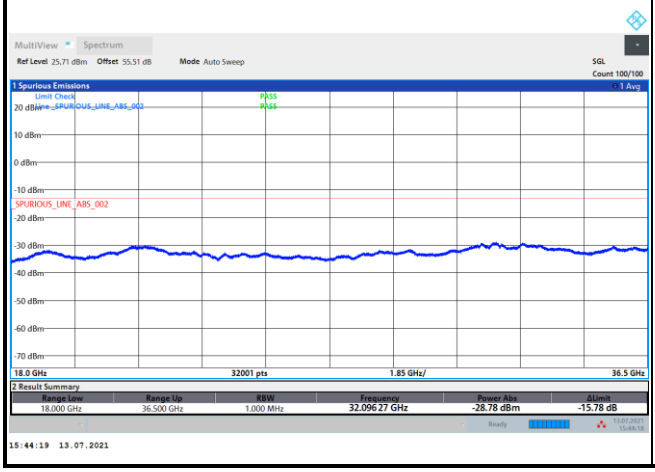	**intentionally blank**

Remark: In band and out of band frequencies are omitted.

There is no significant spurious emission signal found for frequency started from 40GHz up to 200GHz.

Only the noise floor is reported.

NR Band n260
(40GHz-60GHz)

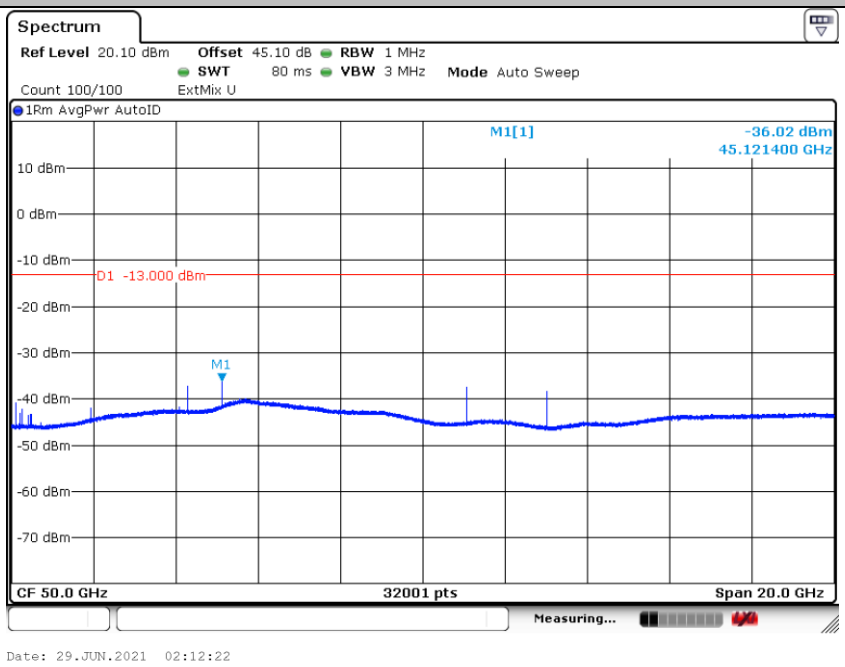

Offset = Antenna Factor (dB/m) + Cable Loss (dB) + 107 + 20log (D) – 104.8

= 42.5 + 0.4 + 107 + 20log(1) – 104.8 = 45.1 (dB)

NR Band n260
(60GHz-90GHz)

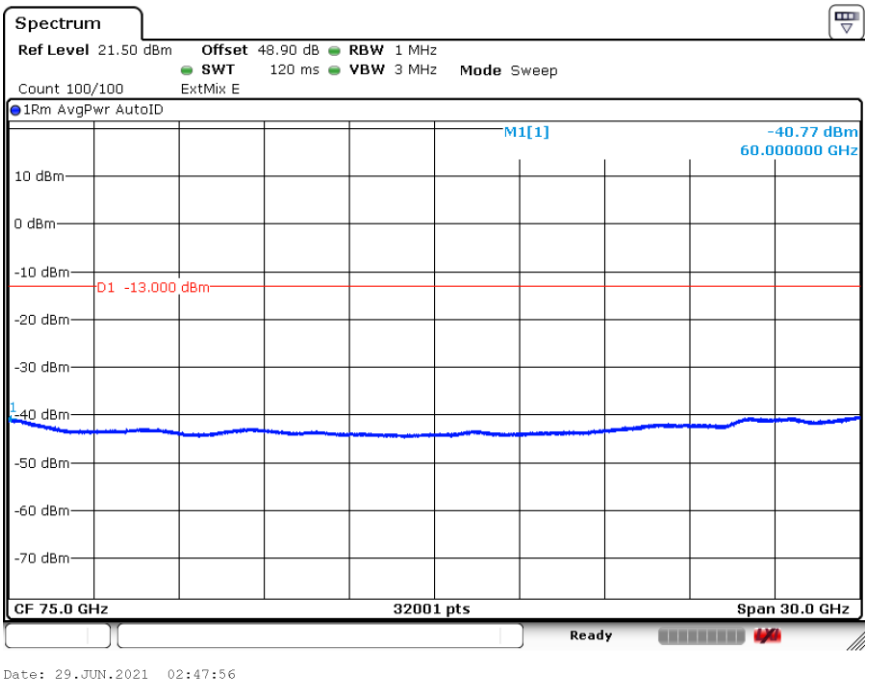

Offset = Antenna Factor (dB/m) + Cable Loss (dB) + 107 + 20log (D) – 104.8

= 46.3 + 0.4 + 107 + 20log(1) – 104.8 = 48.9 (dB)

NR Band n260
(90GHz-140GHz)

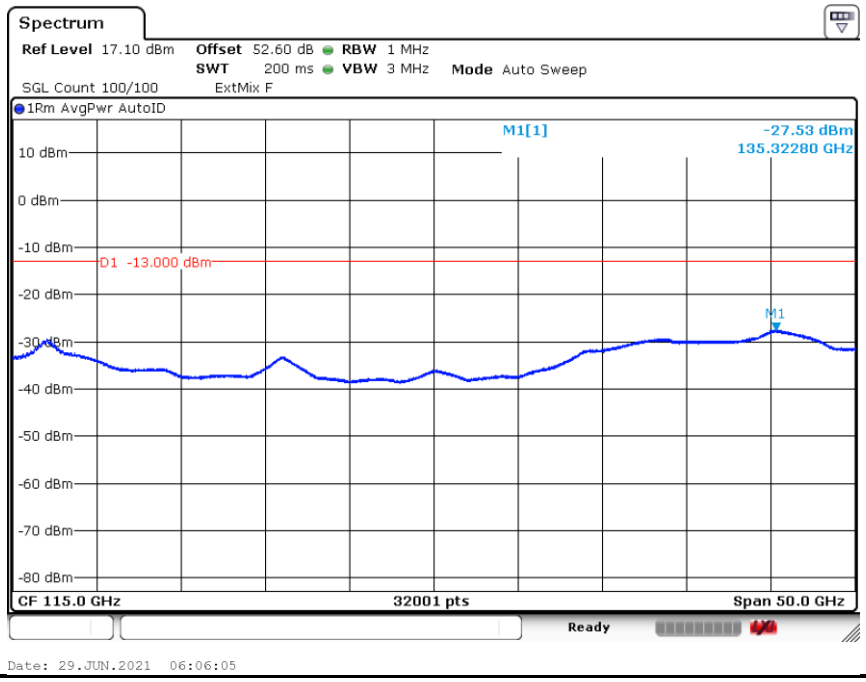

Offset = Antenna Factor (dB/m) + Cable Loss (dB) + 107 + 20log (D) – 104.8

= 50 + 0.4 + 107 + 20log(1) – 104.8 = 52.6 (dB)

NR Band n260
(140GHz-200GHz)

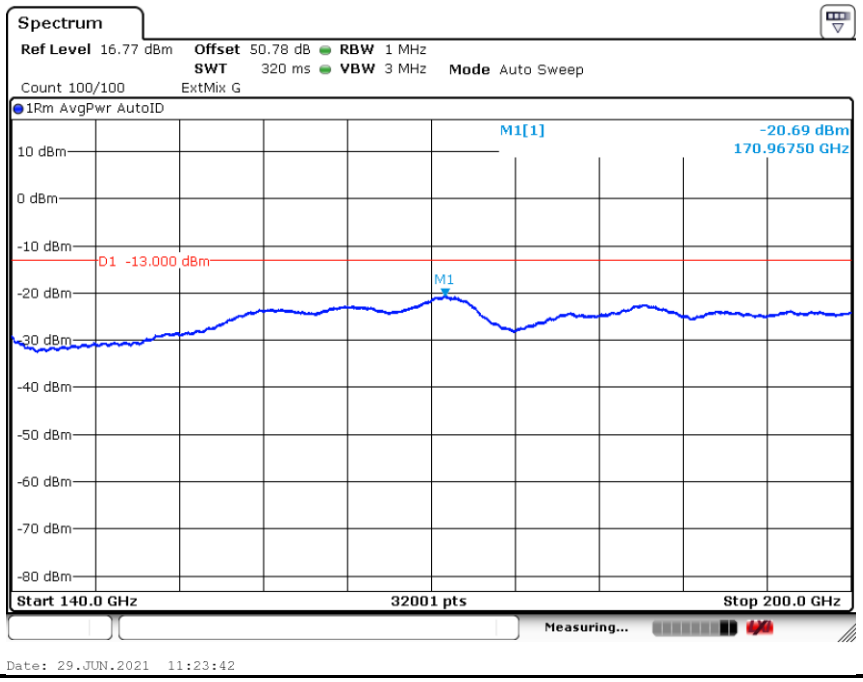

Offset = Antenna Factor (dB/m) + Cable Loss (dB) + 107 + 20log (D) – 104.8

= 54.2 + 2 + 107 + 20log(0.5) – 104.8 = 50.78 (dB)

Remark: The spurious emissions were measured from 18GHz to 36.5GHz and 40GHz to 200GHz. The test results within the omitted frequency 36.5GHz to 40GHz were measured and reported in the section of Radiated Out of Band Emission with frequency range, 36.5GHz to 40GHz, and all spurious comply with limits.

Frequency Stability

Test Conditions		NR Band n260 / Middle Channel			Limit
		CW tone			Note 2.
Temperature (°C)	Voltage (Volt)	Frequency (GHz)	Deviation (kHz)	Deviation (ppm)	Result
50	Normal Voltage	38.4999051	94.900	2.465	PASS
40	Normal Voltage	38.499934	66.000	1.714	
30	Normal Voltage	38.4999803	19.700	0.512	
20(Ref.)	Normal Voltage	38.5	0.000	0.000	
10	Normal Voltage	38.50010651	-106.510	2.766	
0	Normal Voltage	38.5002003	-200.300	5.203	
-10	Normal Voltage	38.5002825	-282.500	7.338	
-20	Normal Voltage	38.5003114	-311.400	8.088	
-30	Normal Voltage	38.5003172	-317.200	8.239	
20	Maximum Voltage	38.50000072	-0.720	0.019	
20	Normal Voltage	38.5	0.000	0.000	
20	Battery End Point	38.49999493	5.070	0.132	

Note:

1. Normal Voltage =3.8 V.；Battery End Point (BEP) =3.4 V.；Maximum Voltage =4.4 V.
2. The frequency fundamental emissions stay within the operation band.

NR Band n260 Module 1

AG0+1

Occupied Bandwidth

Mode	DFT-s-OFDM Module 1 NR Band n260 : 99%OBW(MHz)											
BW	50MHz				100MHz				200MHz			
Mod.	BPSK	QPSK	16QAM	64QAM	BPSK	QPSK	16QAM	64QAM	BPSK	QPSK	16QAM	64QAM
Lowest CH	45.73	45.61	45.57	45.41	90.89	90.48	90.27	90.69	185.14	185.71	186.12	186.48
Middle CH	45.00	45.03	44.92	44.53	90.78	90.82	90.72	90.67	182.01	182.74	182.96	183.95
Highest CH	44.56	44.47	44.36	44.36	90.99	91.00	88.78	90.32	184.72	184.54	185.11	186.04

DFT-s-OFDM Module 1

NR Band n260

Lowest Channel / 50MHz / BPSK

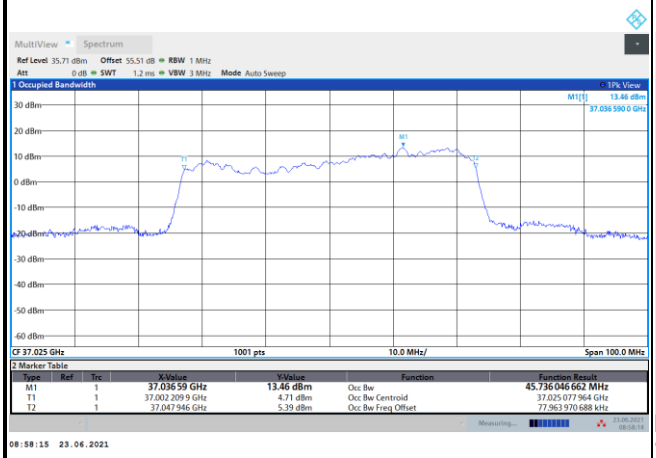

Lowest Channel / 50MHz / QPSK

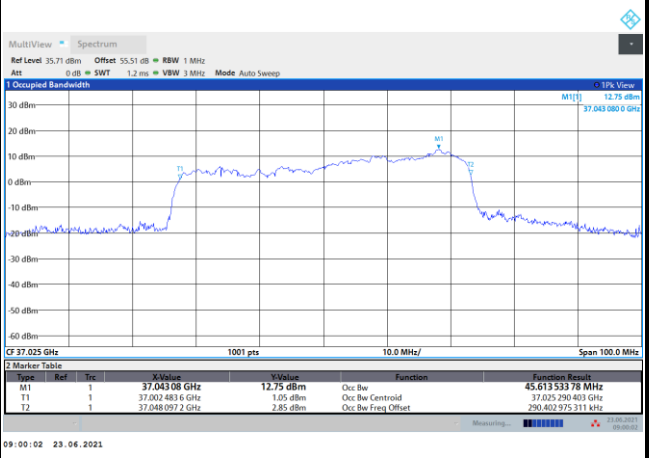

Middle Channel / 50MHz / BPSK

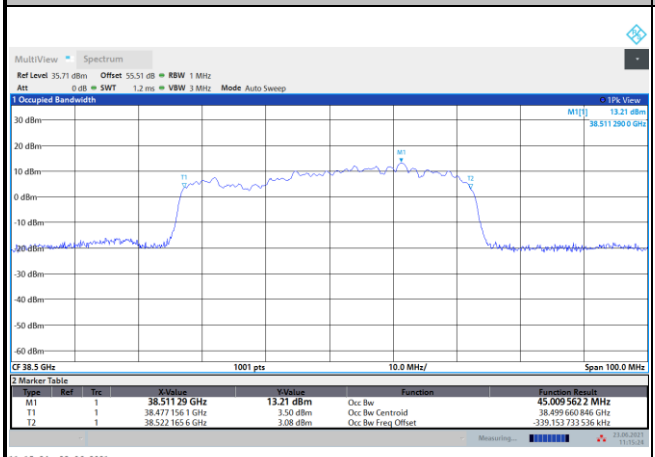

Middle Channel / 50MHz / QPSK

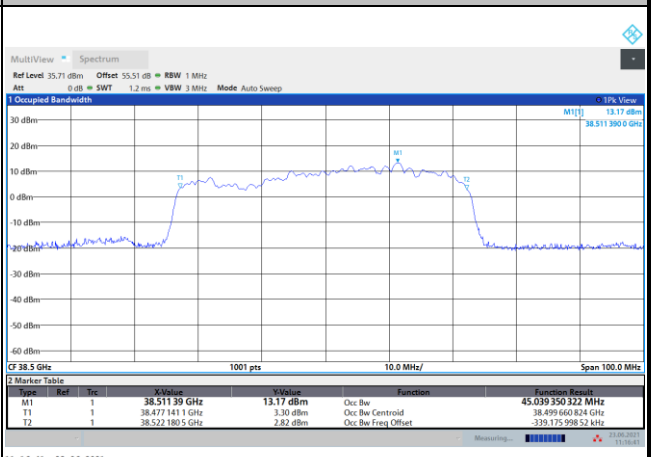

Highest Channel / 50MHz / BPSK

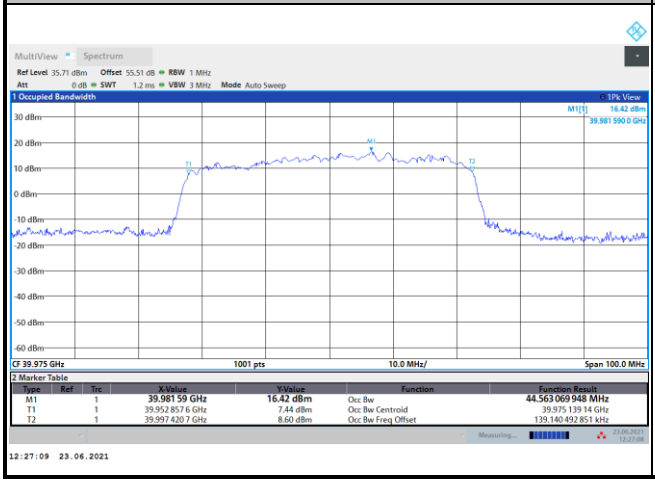
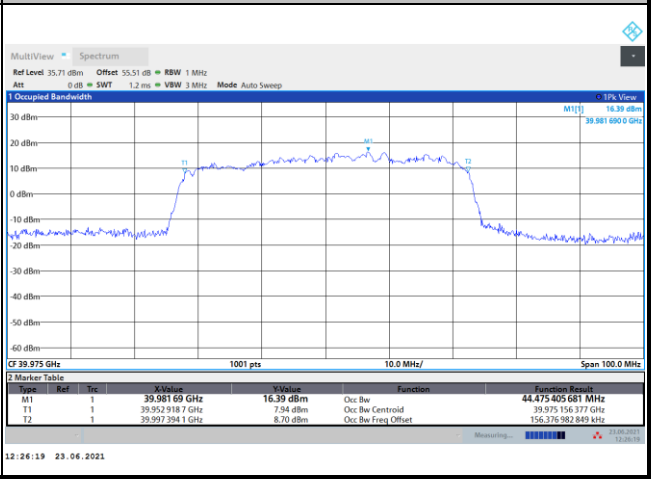
Highest Channel / 50MHz / QPSK