TESTED SAMPLES:	S/01
TESTED CONDITIONS MODES:	TC#04 (ax Mode MIMO Radio A+B)
TEST RESULTS:	PASS

Bandwidth: 20 MHz

	Lowest frequency 5745 MHz	Middle frequency 5785 MHz	Highest frequency 5825 MHz
26dB Bandwidth (MHz)	21.000	20.800	20.700
Occupied bandwidth (MHz)	18.900	18.900	18.900

26 dB Bandwidth:

Lowest Channel

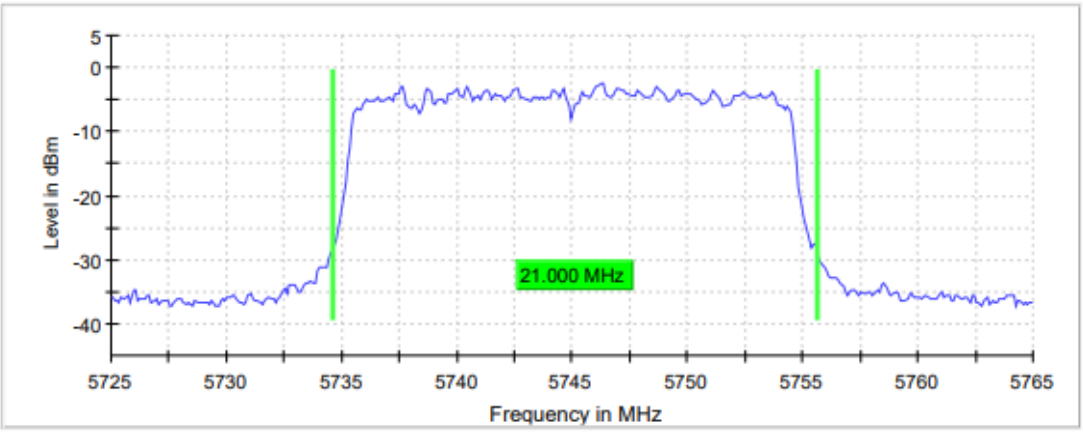

Middle Channel

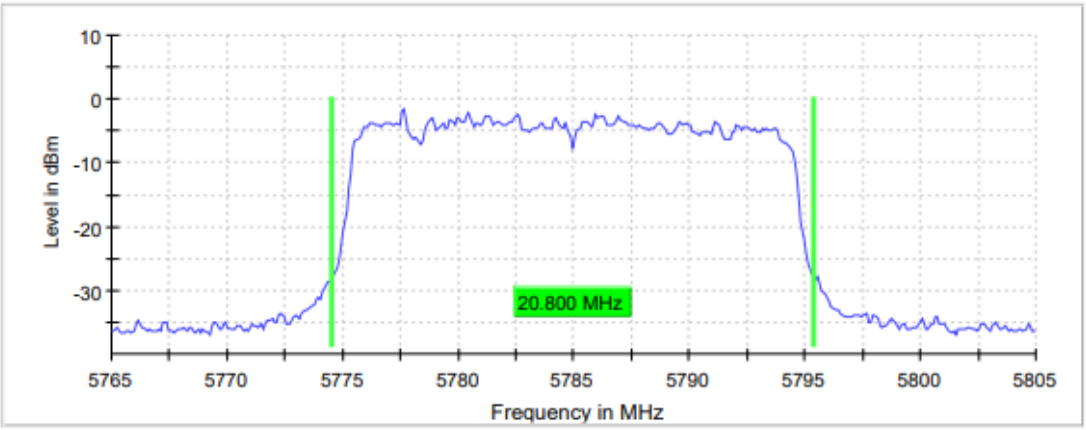

TEST RESULTS (Cont.)	

Highest Channel

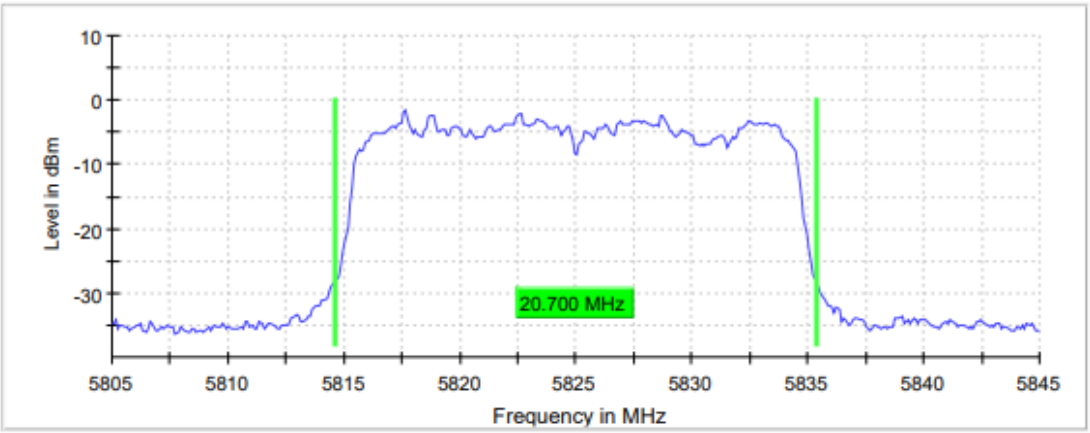

Measurement

Setting	Instrument Value	Instrument Value	Instrument Value
Start Frequency	5.72500 GHz	5.76500 GHz	5.80500 GHz
Stop Frequency	5.76500 GHz	5.80500 GHz	5.84500 GHz
Span	40.000 MHz	40.000 MHz	40.000 MHz
RBW	200.000 kHz	200.000 kHz	200.000 kHz
VBW	1.000 MHz	1.000 MHz	1.000 MHz
Sweep Points	400	400	400
Sweep time	28.477 µs	28.477 µs	28.477 µs
Reference Level	10.000 dBm	10.000 dBm	10.000 dBm
Attenuation	30.000 dB	30.000 dB	30.000 dB
Detector	Max Peak	Max Peak	Max Peak
Sweep Count	200	200	200
Filter	3 dB	3 dB	3 dB
Trace Mode	Max Hold	Max Hold	Max Hold
Sweep type	FFT	FFT	FFT
Preamp	off	off	off
Stable mode	Trace	Trace	Trace
Stable value	0.30 dB	0.30 dB	0.30 dB
Run	107 / max. 150	85 / max. 150	87 / max. 150
Stable	5 / 5	5 / 5	5 / 5
Max Stable Difference	0.00 dB	0.26 dB	0.00 dB

TEST RESULTS (Cont.):	OCCUPIED BANDWIDTH

Lowest Channel

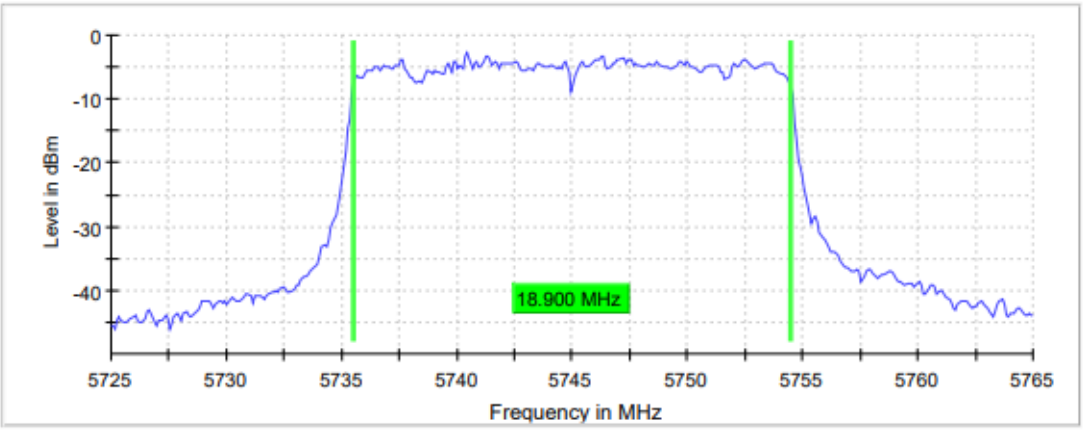

Middle Channel

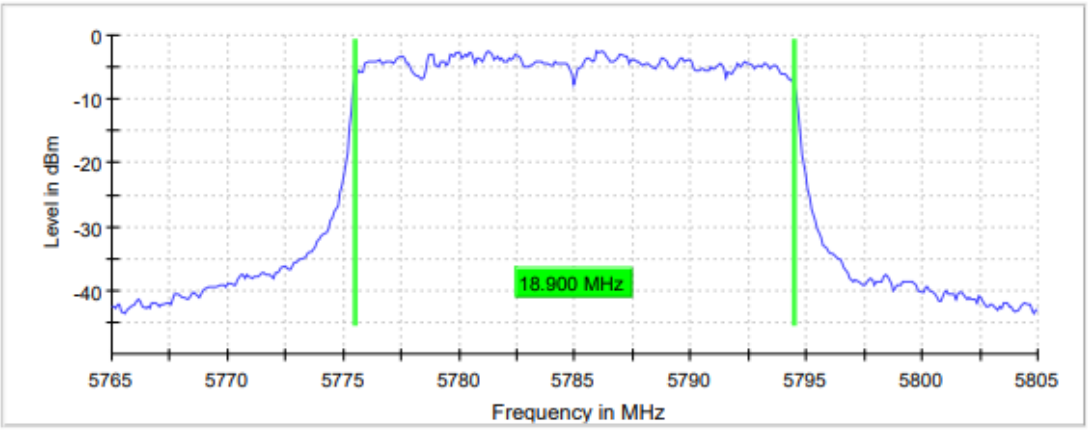

Highest Channel

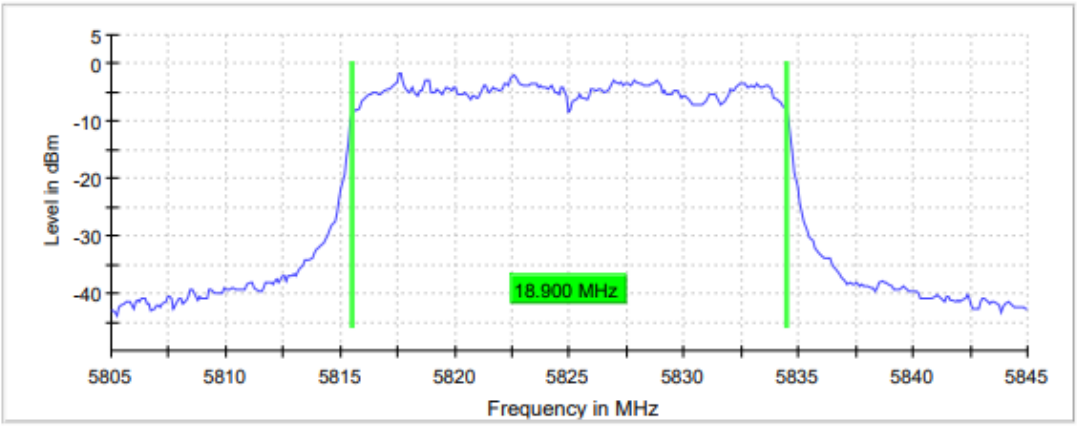

TEST RESULTS (Cont.)	

Measurement

Setting	Instrument Value	Instrument Value	Instrument Value
Start Frequency	5.72500 GHz	5.76500 GHz	5.80500 GHz
Stop Frequency	5.76500 GHz	5.80500 GHz	5.84500 GHz
Span	40.000 MHz	40.000 MHz	40.000 MHz
RBW	200.000 kHz	200.000 kHz	200.000 kHz
VBW	1.000 MHz	1.000 MHz	1.000 MHz
Sweep Points	400	400	400
Sweep time	28.477 µs	28.477 µs	28.477 µs
Reference Level	0.000 dBm	0.000 dBm	0.000 dBm
Attenuation	20.000 dB	20.000 dB	20.000 dB
Detector	Max Peak	Max Peak	Max Peak
Sweep Count	200	200	200
Filter	3 dB	3 dB	3 dB
Trace Mode	Max Hold	Max Hold	Max Hold
Sweep type	FFT	FFT	FFT
Preamp	off	off	off
Stable mode	Trace	Trace	Trace
Stable value	0.30 dB	0.30 dB	0.30 dB
Run	50 / max. 150	69/ max. 150	94 / max. 150
Stable	5 / 5	5 / 5	5 / 5
Max Stable Difference	0.28 dB	0.02 dB	0.00 dB

TESTED SAMPLES:	S/01
TESTED CONDITIONS MODES:	TC#04* (ax Mode SISO Radio A)
TEST RESULTS:	PASS

*Tested worst case from n40 and ac40 modulation.

Bandwidth: 40 MHz

	Lowest frequency 5755 MHz	Highest frequency 5795 MHz
26dB bandwidth (MHz)	40.826	40.976
Occupied bandwidth (MHz)	37.750	37.750

26 dB Bandwidth

Lowest Channel

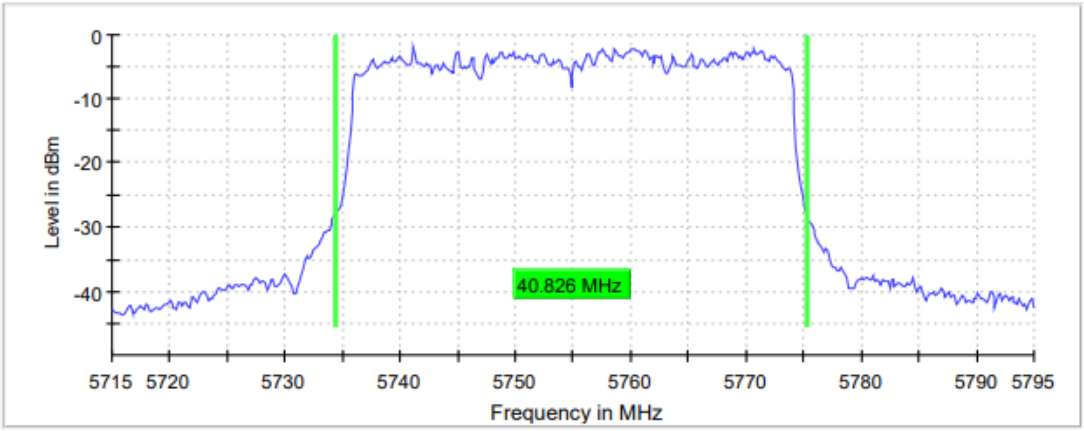

Highest Channel

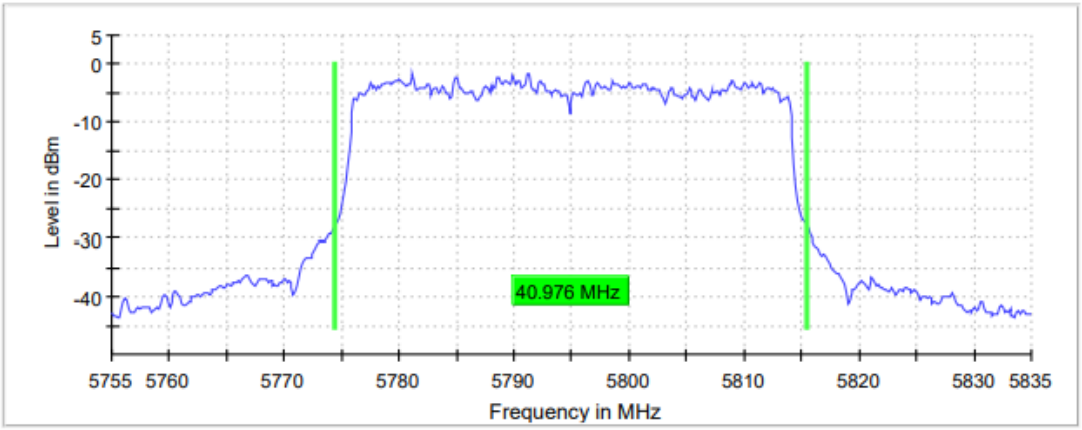

TEST RESULTS (Cont.)	

Measurement

Setting	Instrument Value	Instrument Value
Start Frequency	5.71500 GHz	5.75500 GHz
Stop Frequency	5.79500 GHz	5.83500 GHz
Span	80.000 MHz	80.000 MHz
RBW	300.000 kHz	300.000 kHz
VBW	1.000 MHz	1.000 MHz
Sweep Points	533	533
Sweep time	31.621 µs	31.621 µs
Reference Level	0.000 dBm	0.000 dBm
Attenuation	20.000 dB	20.000 dB
Detector	Max Peak	Max Peak
Sweep Count	200	200
Filter	3 dB	3 dB
Trace Mode	Max Hold	Max Hold
Sweep type	FFT	FFT
Preamp	off	off
Stable mode	Trace	Trace
Stable value	0.30 dB	0.30 dB
Run	88 / max. 150	98 / max. 150
Stable	5 / 5	5 / 5
Max Stable Difference	0.12 dB	0.00 dB

TEST RESULTS (Cont.):	OCCUPIED BANDWIDTH

Lowest Channel

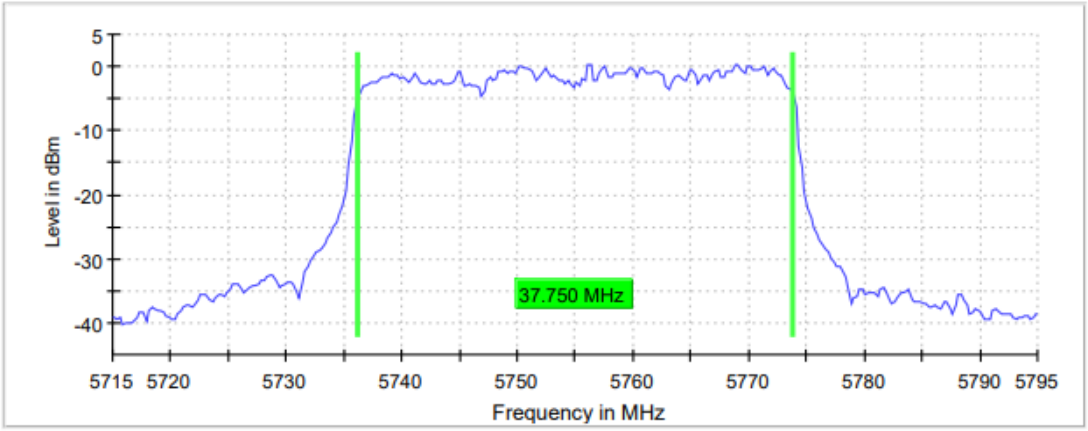

Highest Channel

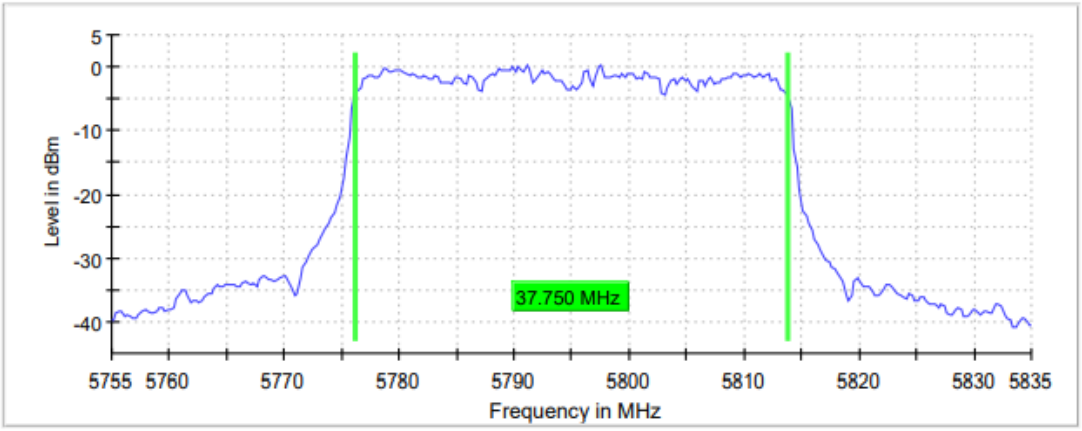

TEST RESULTS (Cont.)	

Measurement

Setting	Instrument Value	Instrument Value
Start Frequency	5.71500 GHz	5.75500 GHz
Stop Frequency	5.79500 GHz	5.83500 GHz
Span	80.000 MHz	80.000 MHz
RBW	500.000 kHz	500.000 kHz
VBW	2.000 MHz	2.000 MHz
Sweep Points	320	320
Sweep time	18.906 µs	18.906 µs
Reference Level	0.000 dBm	0.000 dBm
Attenuation	20.000 dB	20.000 dB
Detector	Max Peak	Max Peak
Sweep Count	200	200
Filter	3 dB	3 dB
Trace Mode	Max Hold	Max Hold
Sweep type	FFT	FFT
Preamp	Off	off
Stable mode	Trace	Trace
Stable value	0.30 dB	0.30 dB
Run	86 / max. 150	92 / max. 150
Stable	5 / 5	5 / 5
Max Stable Difference	0.02 dB	0.00 dB

TESTED SAMPLES:	S/01
TESTED CONDITIONS MODES:	TC#04* (ax Mode SISO Radio B)
TEST RESULTS:	PASS

*Tested worst case from n40 and ac40 modulation.

Bandwidth: 40 MHz

	Lowest frequency 5755 MHz	Highest frequency 5795 MHz
26dB bandwidth (MHz)	40.225	40.525
Occupied bandwidth (MHz)	37.750	37.750

26 dB Bandwidth

Lowest Channel

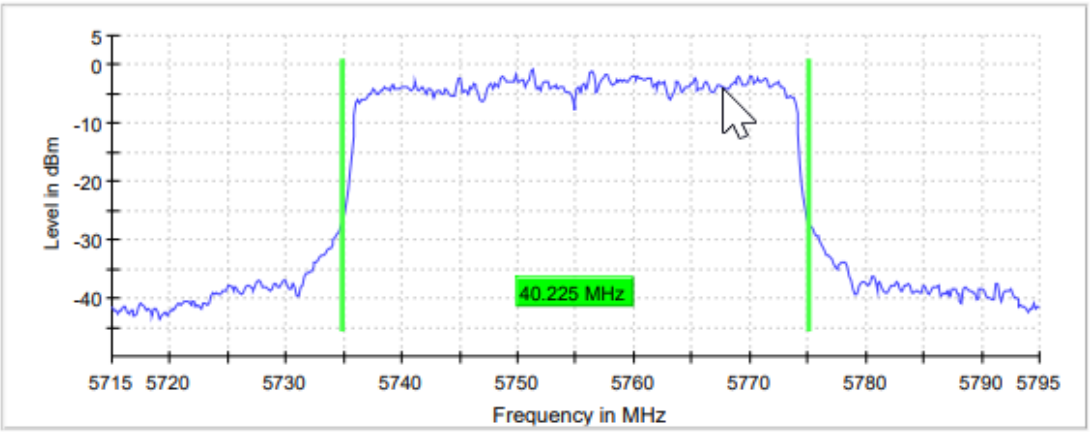

Highest Channel

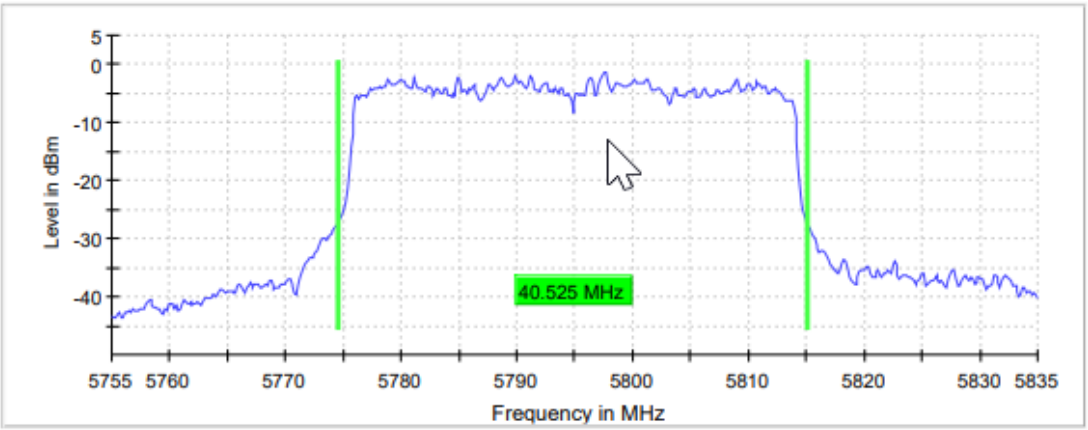

TEST RESULTS (Cont.)	

Measurement

Setting	Instrument Value	Instrument Value
Start Frequency	5.71500 GHz	5.75500 GHz
Stop Frequency	5.79500 GHz	5.83500 GHz
Span	80.000 MHz	80.000 MHz
RBW	300.000 kHz	300.000 kHz
VBW	1.000 MHz	1.000 MHz
Sweep Points	533	533
Sweep time	31.621 µs	31.621 µs
Reference Level	0.000 dBm	0.000 dBm
Attenuation	20.000 dB	20.000 dB
Detector	Max Peak	Max Peak
Sweep Count	200	200
Filter	3 dB	3 dB
Trace Mode	Max Hold	Max Hold
Sweep type	FFT	FFT
Preamp	off	off
Stable mode	Trace	Trace
Stable value	0.30 dB	0.30 dB
Run	102 / max. 150	101 / max. 150
Stable	5 / 5	5 / 5
Max Stable Difference	0.14 dB	0.00 dB

TEST RESULTS (Cont.):	OCCUPIED BANDWIDTH

Lowest Channel

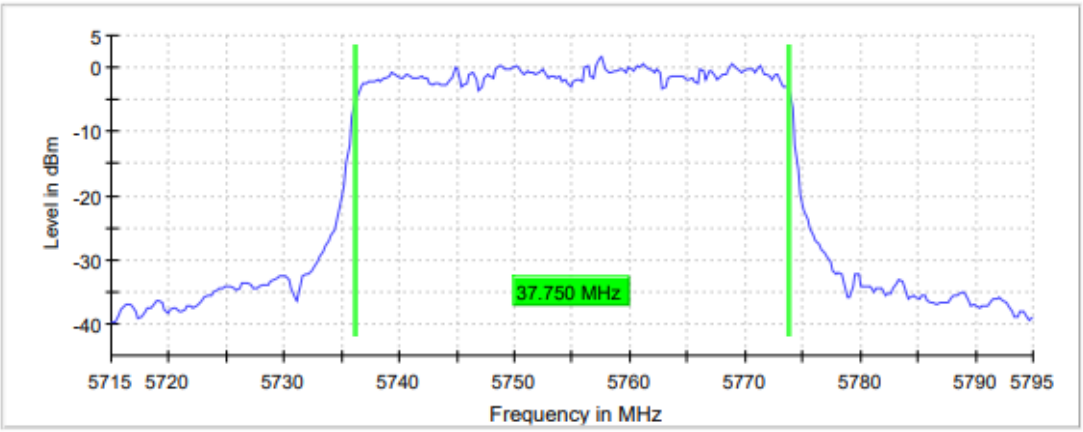

Highest Channel

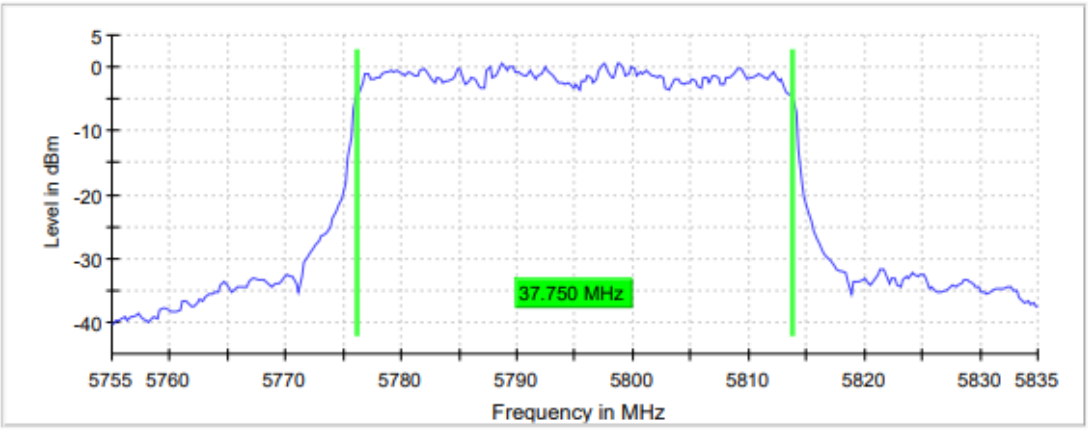

TEST RESULTS (Cont.)	

Measurement

Setting	Instrument Value	Instrument Value
Start Frequency	5.71500 GHz	5.75500 GHz
Stop Frequency	5.79500 GHz	5.83500 GHz
Span	80.000 MHz	80.000 MHz
RBW	500.000 kHz	500.000 kHz
VBW	2.000 MHz	2.000 MHz
Sweep Points	320	320
Sweep time	18.906 µs	18.906 µs
Reference Level	0.000 dBm	0.000 dBm
Attenuation	20.000 dB	20.000 dB
Detector	Max Peak	Max Peak
Sweep Count	200	200
Filter	3 dB	3 dB
Trace Mode	Max Hold	Max Hold
Sweep type	FFT	FFT
Preamp	Off	off
Stable mode	Trace	Trace
Stable value	0.30 dB	0.30 dB
Run	78 / max. 150	80 / max. 150
Stable	5 / 5	5 / 5
Max Stable Difference	0.22 dB	0.21 dB

TESTED SAMPLES:	S/01
TESTED CONDITIONS MODES:	TC#04* (ax Mode MIMO Radio A+B)
TEST RESULTS:	PASS

*Tested worst case from n40 and ac40 modulation.

Bandwidth: 40 MHz

	Lowest frequency 5755 MHz	Highest frequency 5795 MHz
26dB bandwidth (MHz)	40.225	40.525
Occupied bandwidth (MHz)	37.750	37.750

26 dB Bandwidth

Lowest Channel

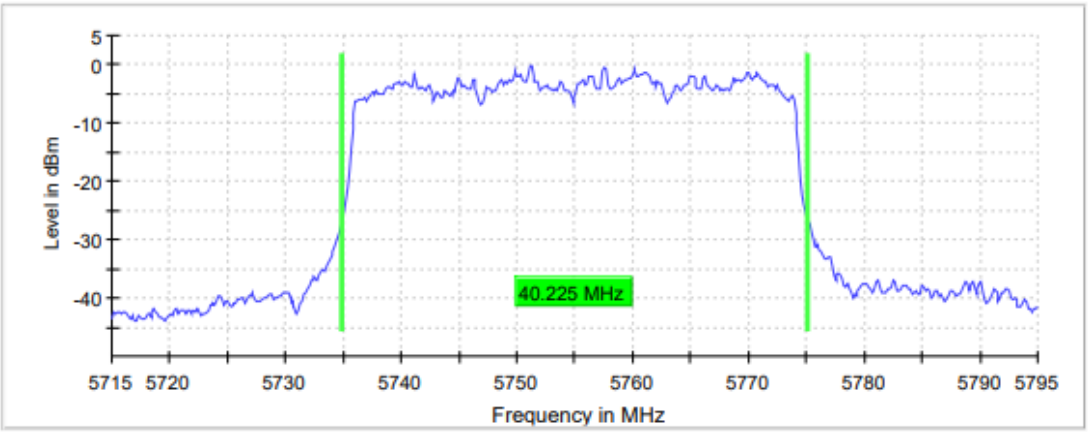

Highest Channel

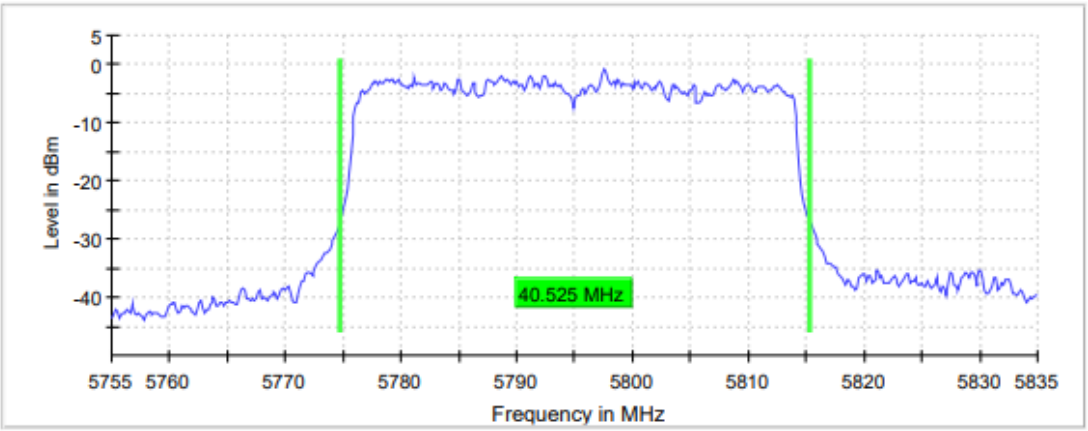

TEST RESULTS (Cont.)	

Measurement

Setting	Instrument Value	Instrument Value
Start Frequency	5.71500 GHz	5.75500 GHz
Stop Frequency	5.79500 GHz	5.83500 GHz
Span	80.000 MHz	80.000 MHz
RBW	300.000 kHz	300.000 kHz
VBW	1.000 MHz	1.000 MHz
Sweep Points	533	533
Sweep time	31.621 µs	31.621 µs
Reference Level	10.000 dBm	0.000 dBm
Attenuation	30.000 dB	20.000 dB
Detector	Max Peak	Max Peak
Sweep Count	200	200
Filter	3 dB	3 dB
Trace Mode	Max Hold	Max Hold
Sweep type	FFT	FFT
Preamp	off	off
Stable mode	Trace	Trace
Stable value	0.30 dB	0.30 dB
Run	99 / max. 150	114 / max. 150
Stable	5 / 5	5 / 5
Max Stable Difference	0.00 dB	0.13 dB

TEST RESULTS (Cont.):	OCCUPIED BANDWIDTH

Lowest Channel

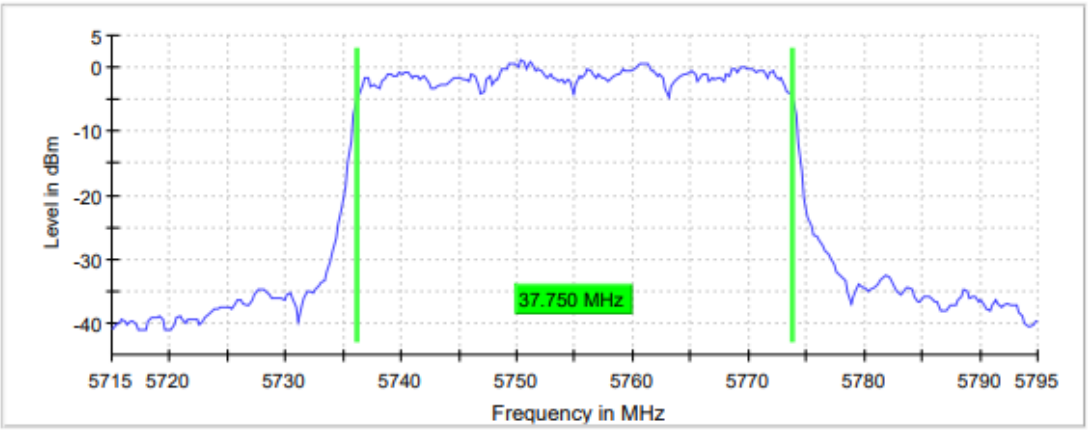

Highest Channel

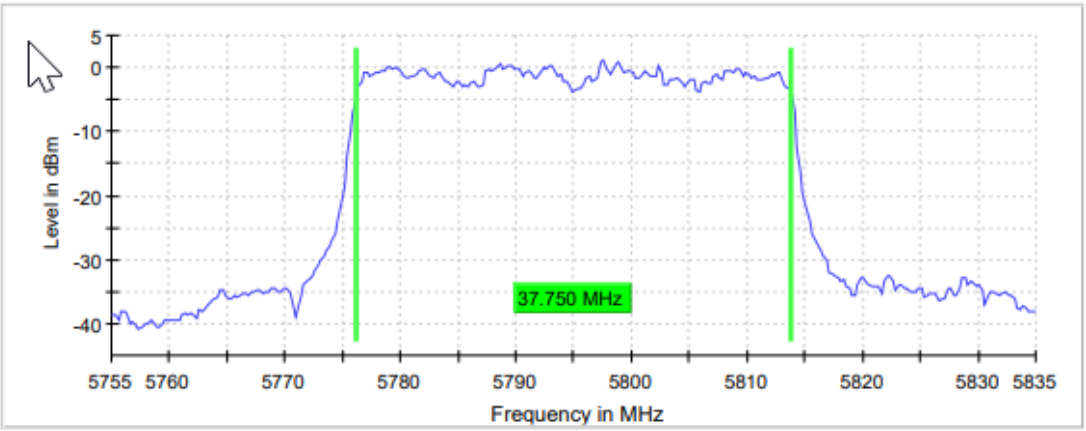

TEST RESULTS (Cont.)	

Measurement

Setting	Instrument Value	Instrument Value
Start Frequency	5.71500 GHz	5.75500 GHz
Stop Frequency	5.79500 GHz	5.83500 GHz
Span	80.000 MHz	80.000 MHz
RBW	500.000 kHz	500.000 kHz
VBW	2.000 MHz	2.000 MHz
Sweep Points	320	320
Sweep time	18.906 µs	18.906 µs
Reference Level	0.000 dBm	0.000 dBm
Attenuation	20.000 dB	20.000 dB
Detector	Max Peak	Max Peak
Sweep Count	200	200
Filter	3 dB	3 dB
Trace Mode	Max Hold	Max Hold
Sweep type	FFT	FFT
Preamp	Off	off
Stable mode	Trace	Trace
Stable value	0.30 dB	0.30 dB
Run	37 / max. 150	107 / max. 150
Stable	5 / 5	5 / 5
Max Stable Difference	0.26 dB	0.11 dB

TESTED SAMPLES:	S/01
TESTED CONDITIONS MODES:	TC#04 (ax Mode SISO Radio A)
TEST RESULTS:	PASS

Bandwidth: 80 MHz

	Lowest frequency 5775 MHz
26dB bandwidth (MHz)	81.500
Occupied bandwidth (MHz)	77.500

26 dB Bandwidth
Lowest Channel

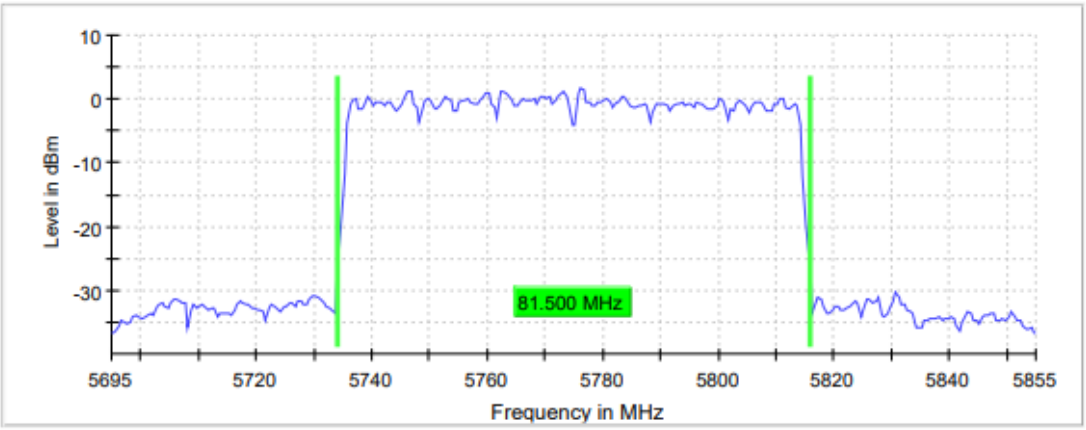

TEST RESULTS (Cont.)	

Measurement

Setting	Instrument Value
Start Frequency	5.69000 GHz
Stop Frequency	5.85500 GHz
Span	160.000 MHz
RBW	1.000 MHz
VBW	3.000 MHz
Sweep Points	320
Sweep time	22.875 µs
Reference Level	0.000 dBm
Attenuation	20.000 dB
Detector	Max Peak
Sweep Count	200
Filter	3 dB
Trace Mode	Max Hold
Sweep type	FFT
Preamp	off
Stable mode	Trace
Stable value	0.30 dB
Run	84 / max. 150
Stable	5 / 5
Max Stable Difference	0.29 dB

TEST RESULTS (Cont.):	OCCUPIED BANDWIDTH

Lowest Channel

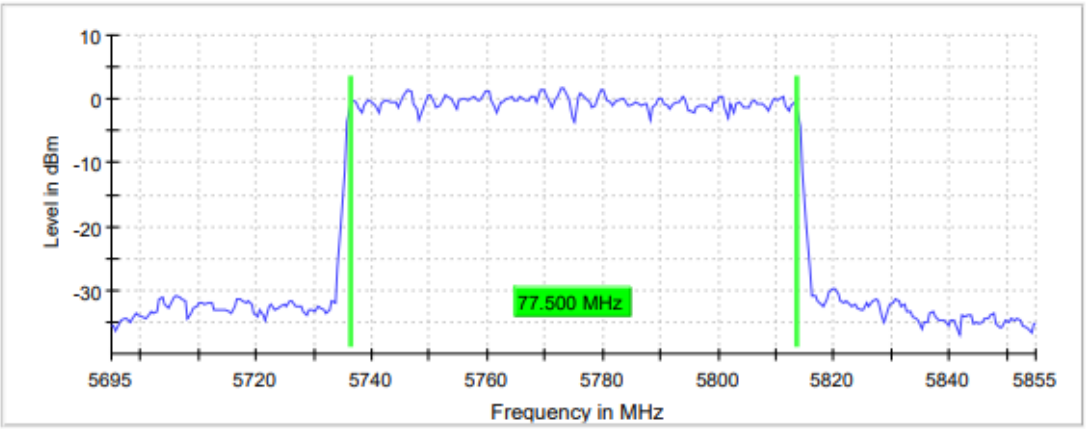

Measurement

Setting	Instrument Value
Start Frequency	5.69000 GHz
Stop Frequency	5.85500 GHz
Span	160.000 MHz
RBW	1.000 MHz
VBW	3.000 MHz
Sweep Points	320
Sweep time	22.875 µs
Reference Level	0.000 dBm
Attenuation	20.000 dB
Detector	Max Peak
Sweep Count	200
Filter	3 dB
Trace Mode	Max Hold
Sweep type	FFT
Preamp	Off
Stable mode	Trace
Stable value	0.30 dB
Run	103 / max. 150
Stable	5 / 5
Max Stable Difference	0.25 dB

TESTED SAMPLES:	S/01
TESTED CONDITIONS MODES:	TC#04 (ax Mode SISO Radio B)
TEST RESULTS:	PASS

Bandwidth: 80 MHz

	Lowest frequency 5775 MHz
26dB bandwidth (MHz)	81.500
Occupied bandwidth (MHz)	77.500

26 dB Bandwidth
Lowest Channel

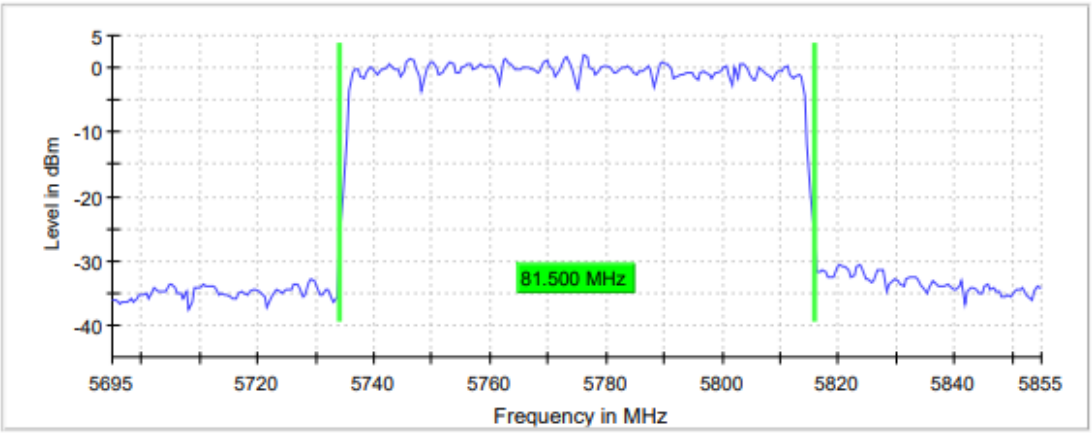

TEST RESULTS (Cont.)	

Measurement

Setting	Instrument Value
Start Frequency	5.69000 GHz
Stop Frequency	5.85500 GHz
Span	160.000 MHz
RBW	1.000 MHz
VBW	3.000 MHz
Sweep Points	320
Sweep time	22.875 µs
Reference Level	0.000 dBm
Attenuation	20.000 dB
Detector	Max Peak
Sweep Count	200
Filter	3 dB
Trace Mode	Max Hold
Sweep type	FFT
Preamp	off
Stable mode	Trace
Stable value	0.30 dB
Run	84 / max. 150
Stable	5 / 5
Max Stable Difference	0.10 dB

TEST RESULTS (Cont.):	OCCUPIED BANDWIDTH

Lowest Channel

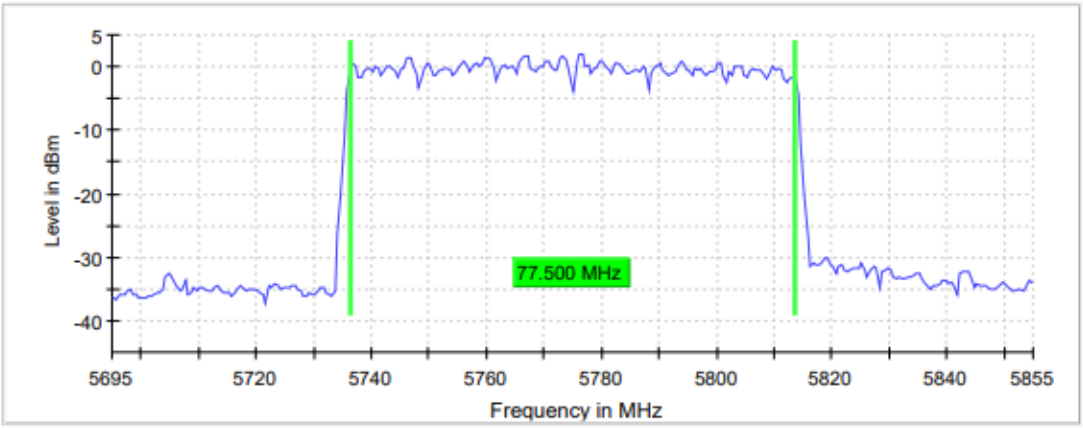

Measurement

Setting	Instrument Value
Start Frequency	5.6950 GHz
Stop Frequency	5.85500 GHz
Span	160.000 MHz
RBW	1.000 MHz
VBW	3.000 MHz
Sweep Points	320
Sweep time	22.875 µs
Reference Level	0.000 dBm
Attenuation	20.000 dB
Detector	Max Peak
Sweep Count	200
Filter	3 dB
Trace Mode	Max Hold
Sweep type	FFT
Preamp	Off
Stable mode	Trace
Stable value	0.30 dB
Run	98 / max. 150
Stable	5 / 5
Max Stable Difference	0.00 dB

TESTED SAMPLES:	S/01
TESTED CONDITIONS MODES:	TC#04 (ax Mode MIMO Radio A+B)
TEST RESULTS:	PASS

Bandwidth: 80 MHz

	Lowest frequency 5775 MHz
26dB bandwidth (MHz)	81.500
Occupied bandwidth (MHz)	77.500

26 dB Bandwidth
Lowest Channel

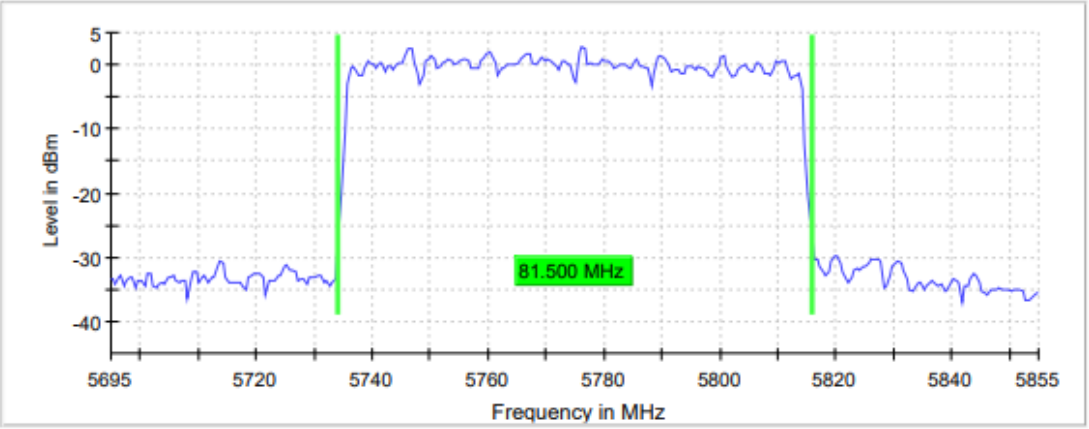

TEST RESULTS (Cont.)	

Measurement

Setting	Instrument Value
Start Frequency	5.69500 GHz
Stop Frequency	5.85500 GHz
Span	160.000 MHz
RBW	1.000 MHz
VBW	3.000 MHz
Sweep Points	320
Sweep time	22.875 µs
Reference Level	0.000 dBm
Attenuation	20.000 dB
Detector	Max Peak
Sweep Count	200
Filter	3 dB
Trace Mode	Max Hold
Sweep type	FFT
Preamp	off
Stable mode	Trace
Stable value	0.30 dB
Run	95/ max. 150
Stable	5 / 5
Max Stable Difference	0.15 dB

TEST RESULTS (Cont.):	OCCUPIED BANDWIDTH

Lowest Channel

Measurement

Setting	Instrument Value
Start Frequency	5.69500 GHz
Stop Frequency	5.85500 GHz
Span	160.000 MHz
RBW	1.000 MHz
VBW	3.000 MHz
Sweep Points	320
Sweep time	22.875 µs
Reference Level	0.000 dBm
Attenuation	20.000 dB
Detector	Max Peak
Sweep Count	200
Filter	3 dB
Trace Mode	Max Hold
Sweep type	FFT
Preamp	Off
Stable mode	Trace
Stable value	0.30 dB
Run	115 / max. 150
Stable	5 / 5
Max Stable Difference	0.13 dB

TESTED SAMPLES:	S/01
TESTED CONDITIONS MODES:	TC#05 (ac Mode Beam forming)
TEST RESULTS:	PASS

Bandwidth: 20 MHz

	Lowest frequency 5745 MHz	Middle frequency 5785 MHz	Highest frequency 5825 MHz
26dB bandwidth (MHz)	20.100	19.500	19.600
Occupied bandwidth (MHz)	17.700	17.300	17.500

26 dB Bandwidth:

Lowest Channel

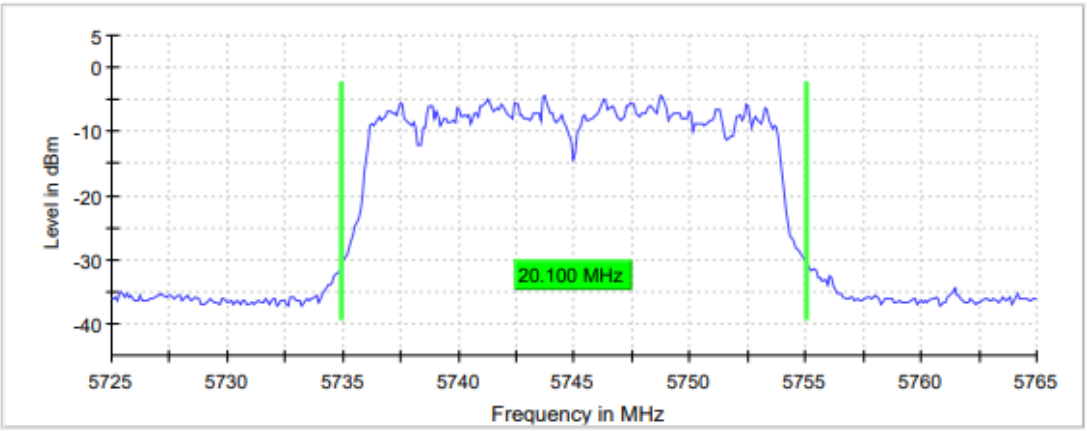

Middle Channel

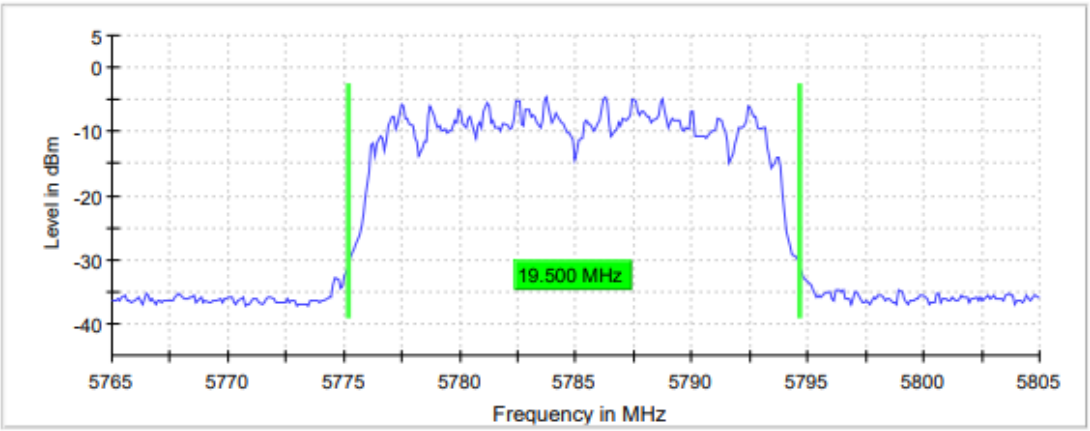

TEST RESULTS (Cont.)	

Highest Channel

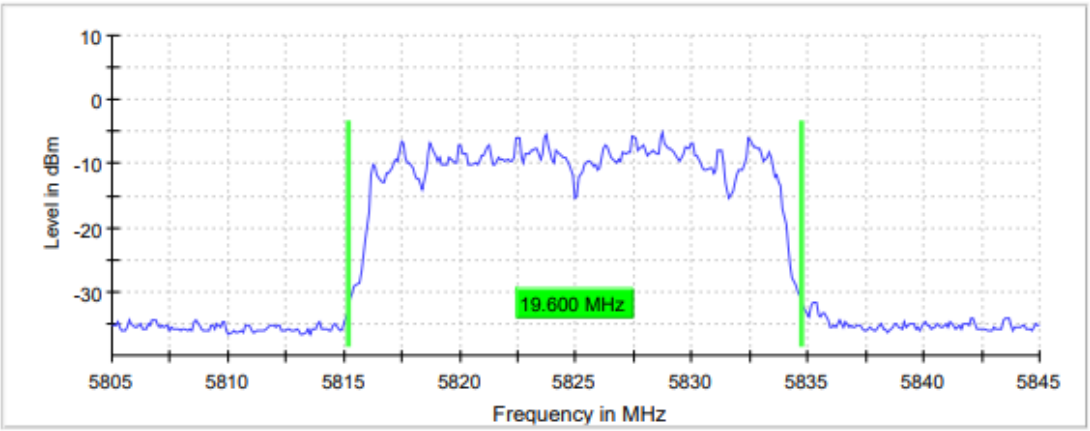

Measurement

Setting	Instrument Value	Instrument Value	Instrument Value
Start Frequency	5.72500 GHz	5.76500 GHz	5.80500 GHz
Stop Frequency	5.76500 GHz	5.80500 GHz	5.84500 GHz
Span	40.000 MHz	40.000 MHz	40.000 MHz
RBW	200.000 kHz	200.000 kHz	200.000 kHz
VBW	1.000 MHz	1.000 MHz	1.000 MHz
Sweep Points	400	400	400
Sweep time	28.477 µs	28.477 µs	28.477 µs
Reference Level	10.000 dBm	10.000 dBm	10.000 dBm
Attenuation	30.000 dB	30.000 dB	30.000 dB
Detector	Max Peak	Max Peak	Max Peak
Sweep Count	200	200	200
Filter	3 dB	3 dB	3 dB
Trace Mode	Max Hold	Max Hold	Max Hold
Sweep type	FFT	FFT	FFT
Preamp	off	off	off
Stable mode	Trace	Trace	Trace
Stable value	0.30 dB	0.30 dB	0.30 dB
Run	100 / max. 150	51 / max. 150	77 / max. 150
Stable	5 / 5	5 / 5	5 / 5
Max Stable Difference	0.00 dB	0.00 dB	0.00 dB

TEST RESULTS (Cont.):	OCCUPIED BANDWIDTH

Lowest Channel

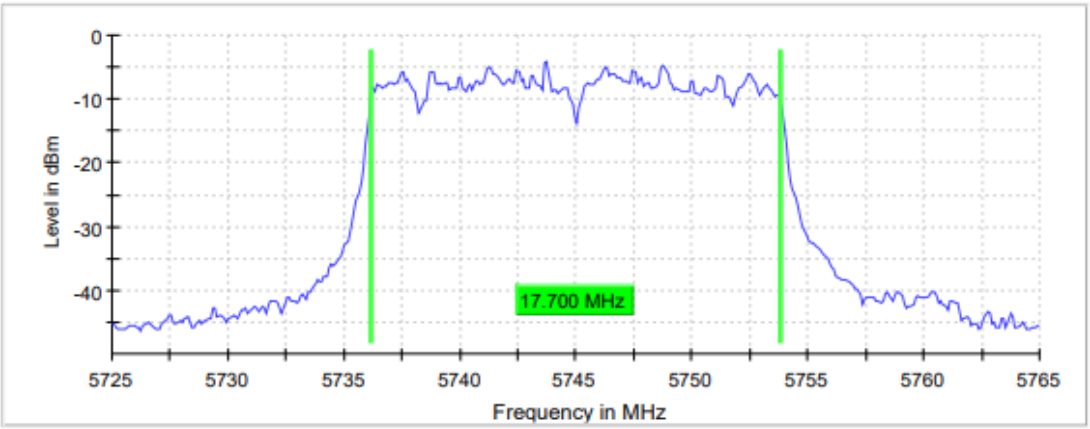

Middle Channel

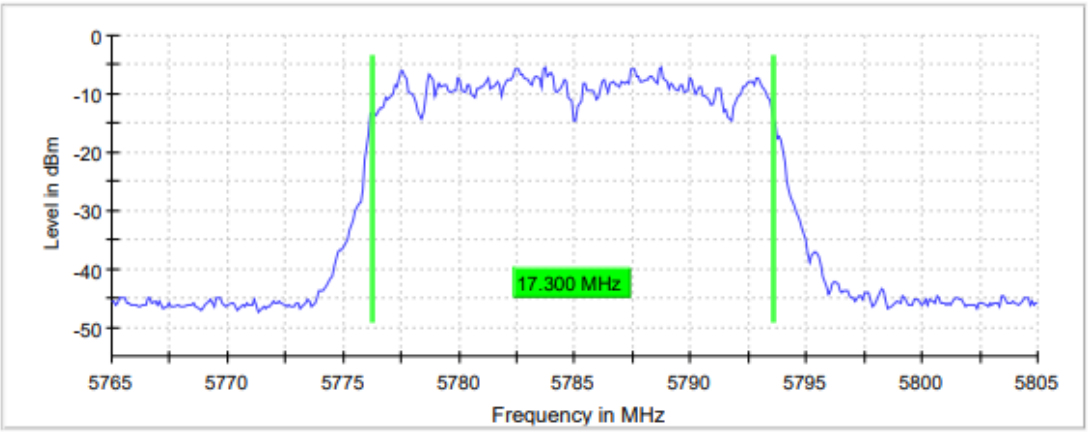

Highest Channel

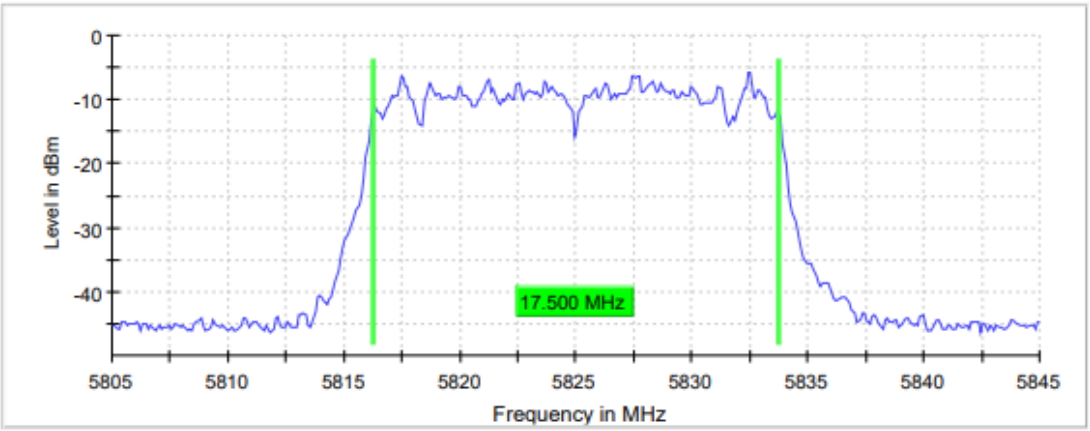

TEST RESULTS (Cont.)	

Measurement

Setting	Instrument Value	Instrument Value	Instrument Value
Start Frequency	5.72500 GHz	5.76500 GHz	5.80500 GHz
Stop Frequency	5.76500 GHz	5.80500 GHz	5.84500 GHz
Span	40.000 MHz	40.000 MHz	40.000 MHz
RBW	200.000 kHz	200.000 kHz	200.000 kHz
VBW	1.000 MHz	1.000 MHz	1.000 MHz
Sweep Points	400	400	400
Sweep time	28.477 µs	28.477 µs	28.477 µs
Reference Level	0.000 dBm	0.000 dBm	0.000 dBm
Attenuation	20.000 dB	20.000 dB	20.000 dB
Detector	Max Peak	Max Peak	Max Peak
Sweep Count	200	200	200
Filter	3 dB	3 dB	3 dB
Trace Mode	Max Hold	Max Hold	Max Hold
Sweep type	FFT	FFT	FFT
Preamp	off	off	off
Stable mode	Trace	Trace	Trace
Stable value	0.30 dB	0.30 dB	0.30 dB
Run	82 / max. 150	75 / max. 150	104/ max. 150
Stable	5 / 5	5 / 5	5 / 5
Max Stable Difference	0.18 dB	0.00 dB	0.00 dB

TESTED SAMPLES:	S/01
TESTED CONDITIONS MODES:	TC#05* (ac Mode Beam forming)
TEST RESULTS:	PASS

*Tested worst case from n40 and ac40 modulation.

Bandwidth: 40 MHz

	Lowest frequency 5755 MHz	Highest frequency 5795 MHz
26dB bandwidth (MHz)	40.075	39.625
Occupied bandwidth (MHz)	37250	37.000

26 dB Bandwidth

Lowest Channel

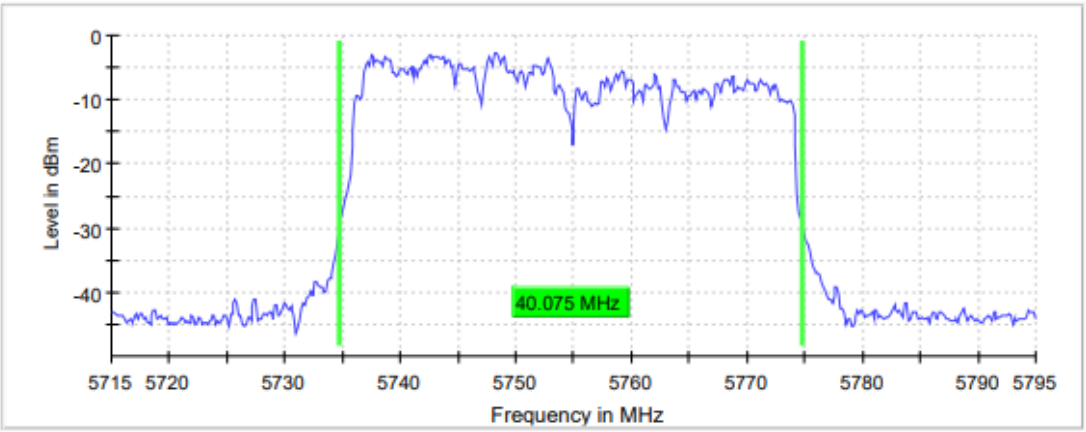

Highest Channel

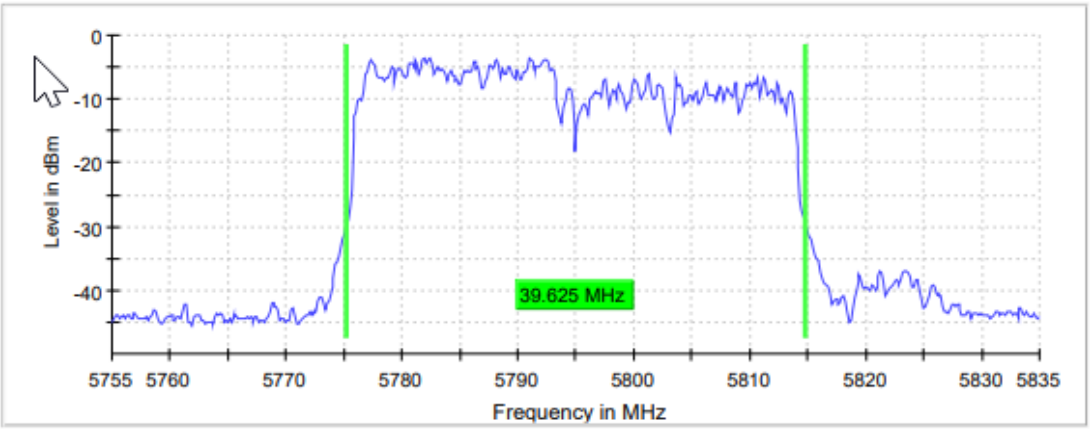

TEST RESULTS (Cont.)	

Measurement

Setting	Instrument Value	Instrument Value
Start Frequency	5.71500 GHz	5.75500 GHz
Stop Frequency	5.79500 GHz	5.83500 GHz
Span	80.000 MHz	80.000 MHz
RBW	300.000 kHz	300.000 kHz
VBW	1.000 MHz	1.000 MHz
Sweep Points	533	533
Sweep time	31.621 µs	31.621 µs
Reference Level	0.000 dBm	0.000 dBm
Attenuation	20.000 dB	20.000 dB
Detector	Max Peak	Max Peak
Sweep Count	200	200
Filter	3 dB	3 dB
Trace Mode	Max Hold	Max Hold
Sweep type	FFT	FFT
Preamp	off	off
Stable mode	Trace	Trace
Stable value	0.30 dB	0.30 dB
Run	106 / max. 150	65 / max. 150
Stable	5 / 5	5 / 5
Max Stable Difference	0.00 dB	0.19 dB

TEST RESULTS (Cont.):	OCCUPIED BANDWIDTH

Lowest Channel

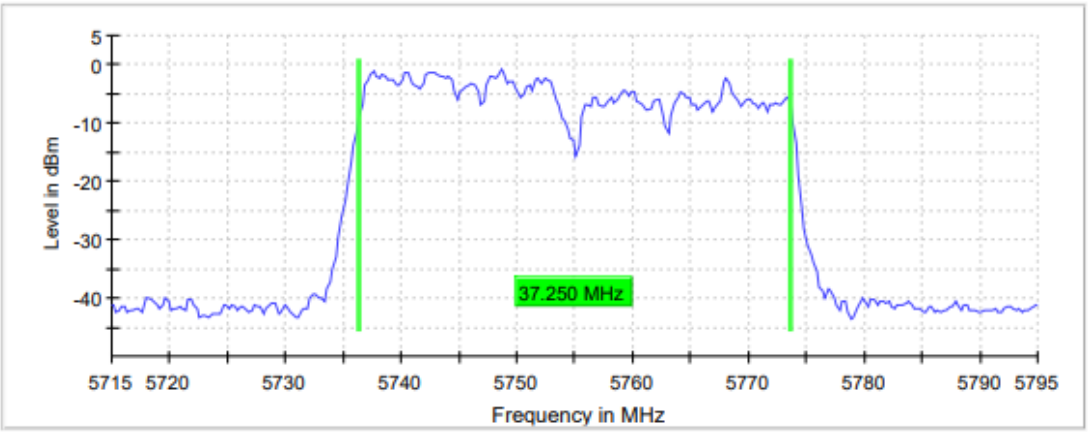

Highest Channel

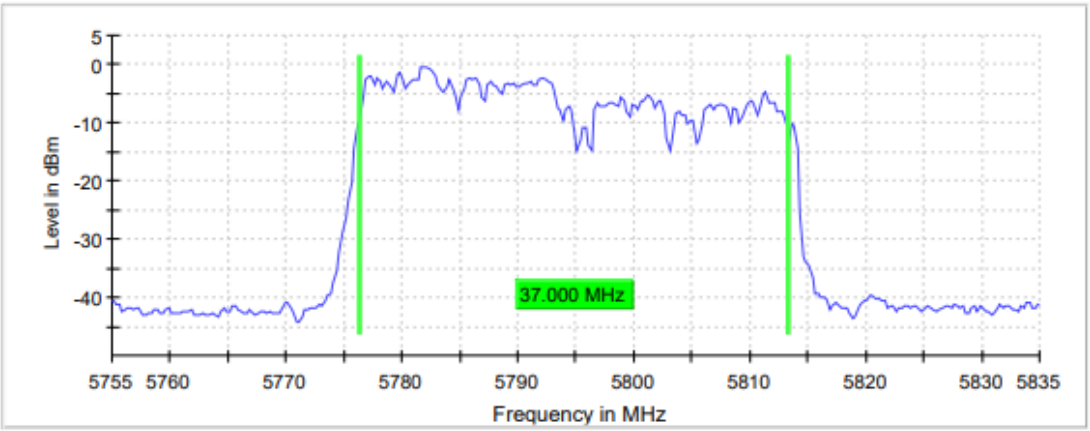

TEST RESULTS (Cont.)	

Measurement

Setting	Instrument Value	Instrument Value
Start Frequency	5.71500 GHz	5.75500 GHz
Stop Frequency	5.79500 GHz	5.83500 GHz
Span	80.000 MHz	80.000 MHz
RBW	500.000 kHz	500.000 kHz
VBW	2.000 MHz	2.000 MHz
Sweep Points	320	320
Sweep time	18.906 µs	18.906 µs
Reference Level	0.000 dBm	0.000 dBm
Attenuation	20.000 dB	20.000 dB
Detector	Max Peak	Max Peak
Sweep Count	200	200
Filter	3 dB	3 dB
Trace Mode	Max Hold	Max Hold
Sweep type	FFT	FFT
Preamp	Off	off
Stable mode	Trace	Trace
Stable value	0.30 dB	0.30 dB
Run	96 / max. 150	46 / max. 150
Stable	5 / 5	5 / 5
Max Stable Difference	0.21 dB	0.00 dB

TESTED SAMPLES:	S/01
TESTED CONDITIONS MODES:	TC#05 (ac Mode Beam forming)
TEST RESULTS:	PASS

Bandwidth: 80 MHz

	Lowest frequency 5775 MHz
26dB bandwidth (MHz)	81.500
Occupied bandwidth (MHz)	76.500

26 dB Bandwidth
Lowest Channel

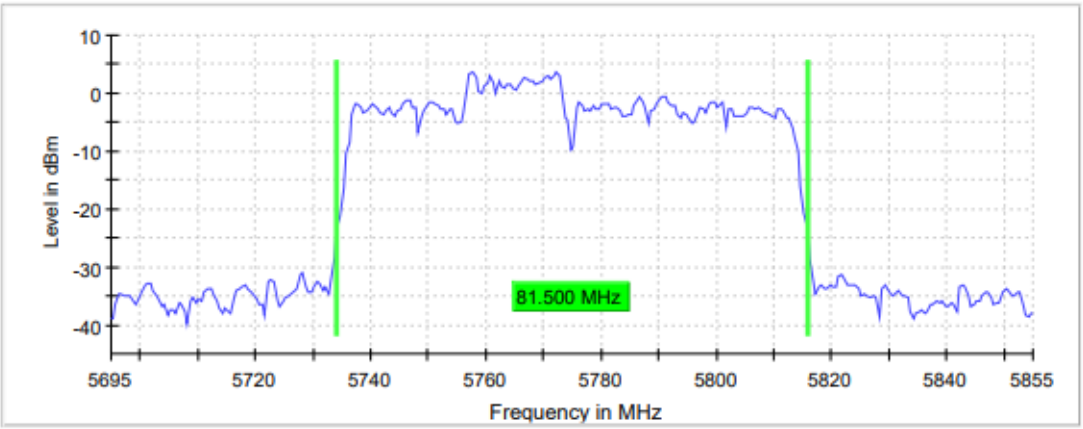

TEST RESULTS (Cont.)	

Measurement

Setting	Instrument Value
Start Frequency	5.69000 GHz
Stop Frequency	5.85500 GHz
Span	160.000 MHz
RBW	1.000 MHz
VBW	3.000 MHz
Sweep Points	320
Sweep time	22.875 µs
Reference Level	0.000 dBm
Attenuation	20.000 dB
Detector	Max Peak
Sweep Count	200
Filter	3 dB
Trace Mode	Max Hold
Sweep type	FFT
Preamp	off
Stable mode	Trace
Stable value	0.30 dB
Run	84 / max. 150
Stable	5 / 5
Max Stable Difference	0.01 dB

TEST RESULTS (Cont.):	OCCUPIED BANDWIDTH

Lowest Channel

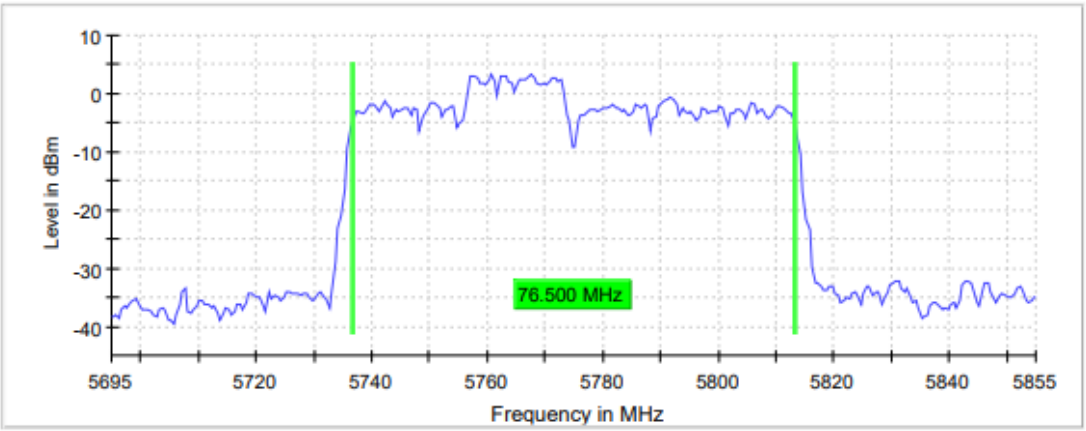

Measurement

Setting	Instrument Value
Start Frequency	5.69500 GHz
Stop Frequency	5.85500 GHz
Span	160.000 MHz
RBW	1.000 MHz
VBW	3.000 MHz
Sweep Points	320
Sweep time	22.875 µs
Reference Level	0.000 dBm
Attenuation	20.000 dB
Detector	Max Peak
Sweep Count	200
Filter	3 dB
Trace Mode	Max Hold
Sweep type	FFT
Preamp	Off
Stable mode	Trace
Stable value	0.30 dB
Run	80 / max. 150
Stable	5 / 5
Max Stable Difference	0.00 dB

TESTED SAMPLES:	S/01
TESTED CONDITIONS MODES:	TC#06 (ax Mode Beam forming)
TEST RESULTS:	PASS

Bandwidth: 20 MHz

	Lowest frequency 5745 MHz	Middle frequency 5785 MHz	Highest frequency 5825 MHz
26dB bandwidth (MHz)	20.400	19.800	20.300
Occupied bandwidth (MHz)	18.500	18.600	18.400

26 dB Bandwidth:

Lowest Channel

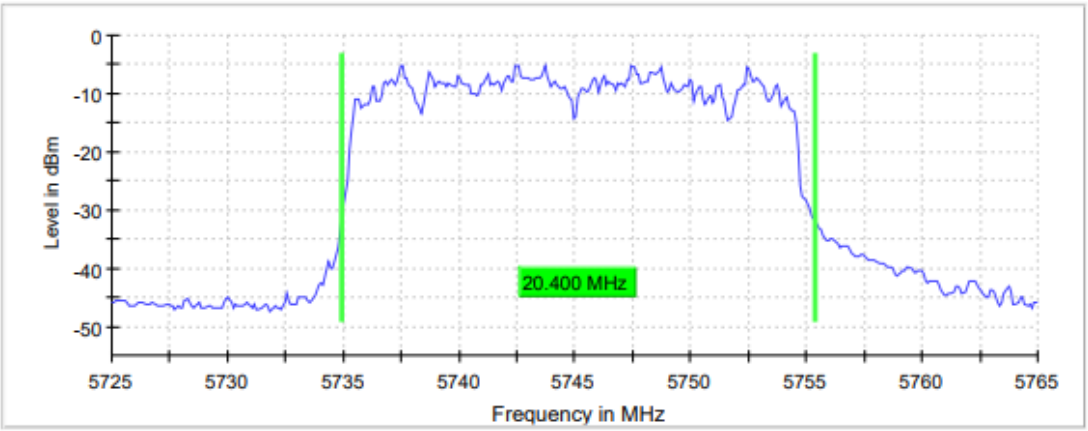

Middle Channel

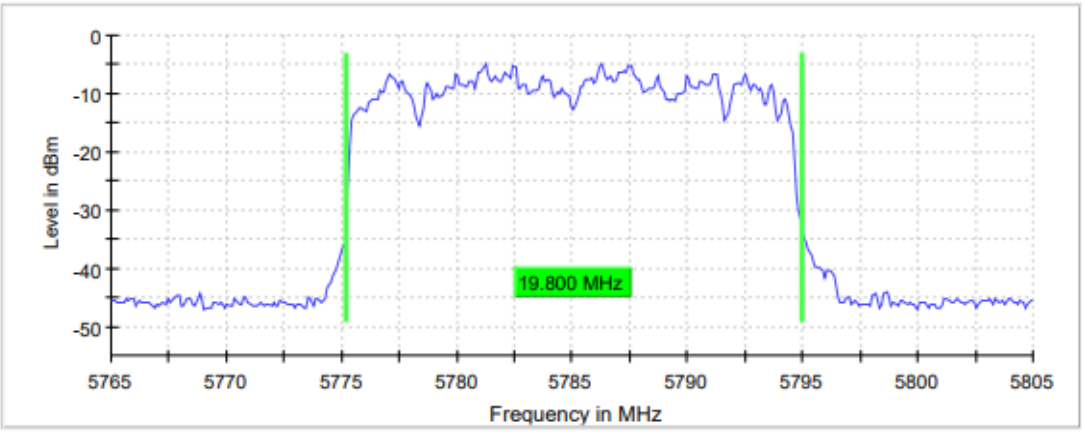

TEST RESULTS (Cont.)	

Highest Channel

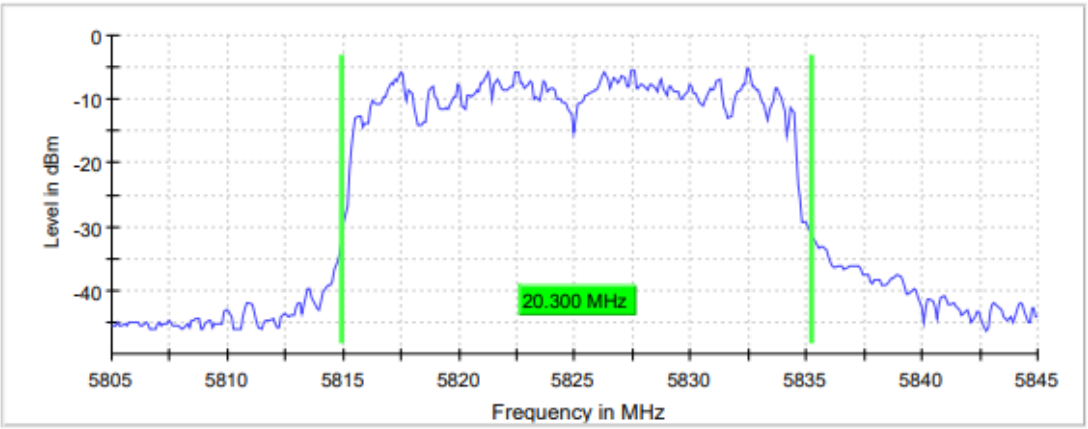

Measurement

Setting	Instrument Value	Instrument Value	Instrument Value
Start Frequency	5.72500 GHz	5.76500 GHz	5.80500 GHz
Stop Frequency	5.76500 GHz	5.80500 GHz	5.84500 GHz
Span	40.000 MHz	40.000 MHz	40.000 MHz
RBW	200.000 kHz	200.000 kHz	200.000 kHz
VBW	1.000 MHz	1.000 MHz	1.000 MHz
Sweep Points	400	400	400
Sweep time	28.477 µs	28.477 µs	28.477 µs
Reference Level	0.000 dBm	0.000 dBm	0.000 dBm
Attenuation	20.000 dB	20.000 dB	20.000 dB
Detector	Max Peak	Max Peak	Max Peak
Sweep Count	200	200	200
Filter	3 dB	3 dB	3 dB
Trace Mode	Max Hold	Max Hold	Max Hold
Sweep type	FFT	FFT	FFT
Preamp	off	off	off
Stable mode	Trace	Trace	Trace
Stable value	0.30 dB	0.30 dB	0.30 dB
Run	108 / max. 150	68 / max. 150	80 / max. 150
Stable	5 / 5	5 / 5	5 / 5
Max Stable Difference	0.00 dB	0.00 dB	0.07 dB

TEST RESULTS (Cont.):	OCCUPIED BANDWIDTH

Lowest Channel

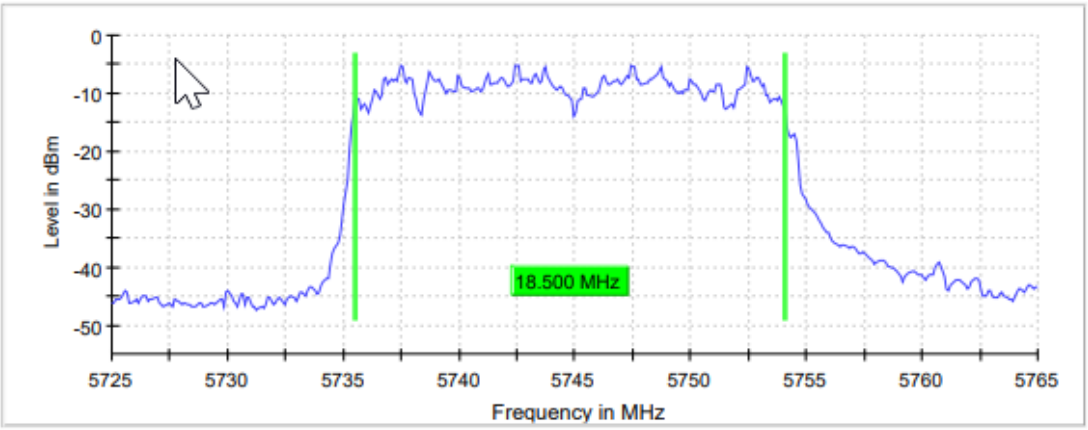

Middle Channel

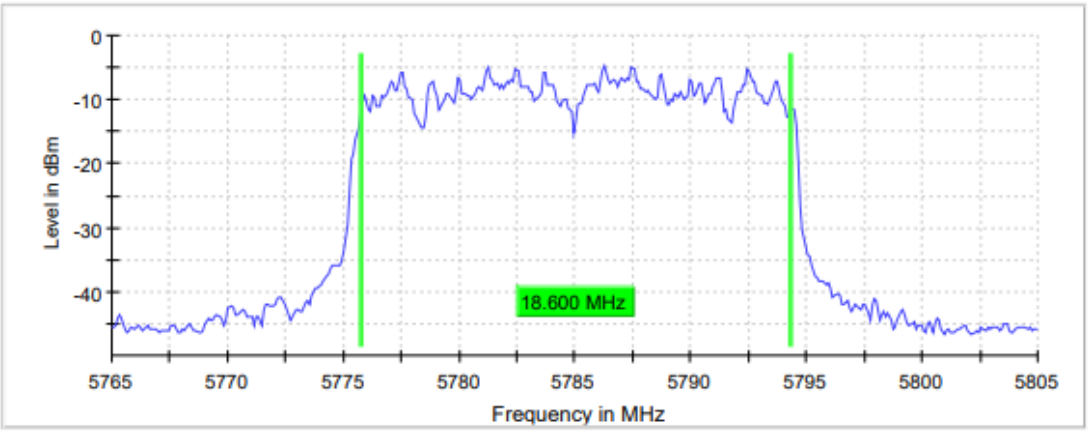

Highest Channel

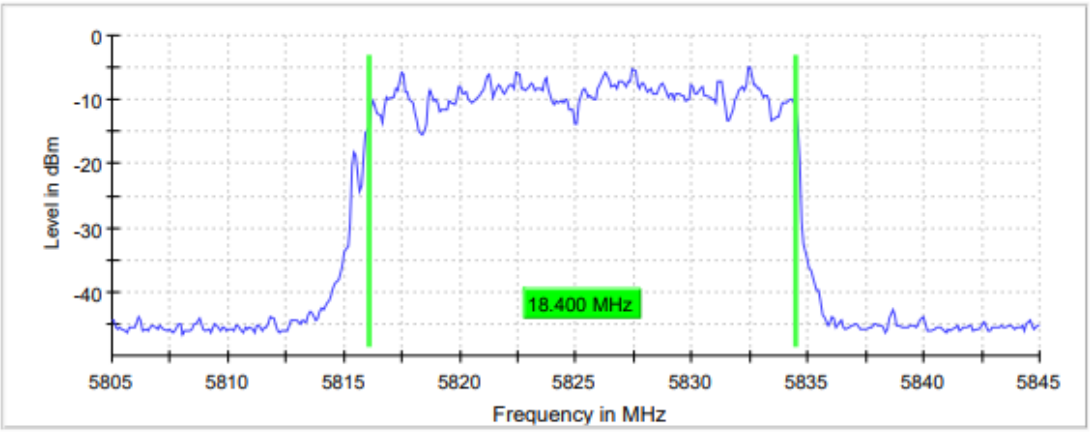

TEST RESULTS (Cont.)	

Measurement

Setting	Instrument Value	Instrument Value	Instrument Value
Start Frequency	5.72500 GHz	5.76500 GHz	5.80500 GHz
Stop Frequency	5.76500 GHz	5.80500 GHz	5.84500 GHz
Span	40.000 MHz	40.000 MHz	40.000 MHz
RBW	200.000 kHz	200.000 kHz	200.000 kHz
VBW	1.000 MHz	1.000 MHz	1.000 MHz
Sweep Points	400	400	400
Sweep time	28.477 µs	28.477 µs	28.477 µs
Reference Level	0.000 dBm	0.000 dBm	0.000 dBm
Attenuation	20.000 dB	20.000 dB	20.000 dB
Detector	Max Peak	Max Peak	Max Peak
Sweep Count	200	200	200
Filter	3 dB	3 dB	3 dB
Trace Mode	Max Hold	Max Hold	Max Hold
Sweep type	FFT	FFT	FFT
Preamp	off	off	off
Stable mode	Trace	Trace	Trace
Stable value	0.30 dB	0.30 dB	0.30 dB
Run	125 / max. 150	98 / max. 150	69/ max. 150
Stable	5 / 5	5 / 5	5 / 5
Max Stable Difference	0.00 dB	0.00 dB	0.24 dB

TESTED SAMPLES:	S/01
TESTED CONDITIONS MODES:	TC#06* (ax Mode Beam forming)
TEST RESULTS:	PASS

*Tested worst case from n40 and ac40 modulation.

Bandwidth: 40 MHz

	Lowest frequency 5755 MHz	Highest frequency 5795 MHz
26dB bandwidth (MHz)	39.925	39.775
Occupied bandwidth (MHz)	37.000	37.500

26 dB Bandwidth

Lowest Channel

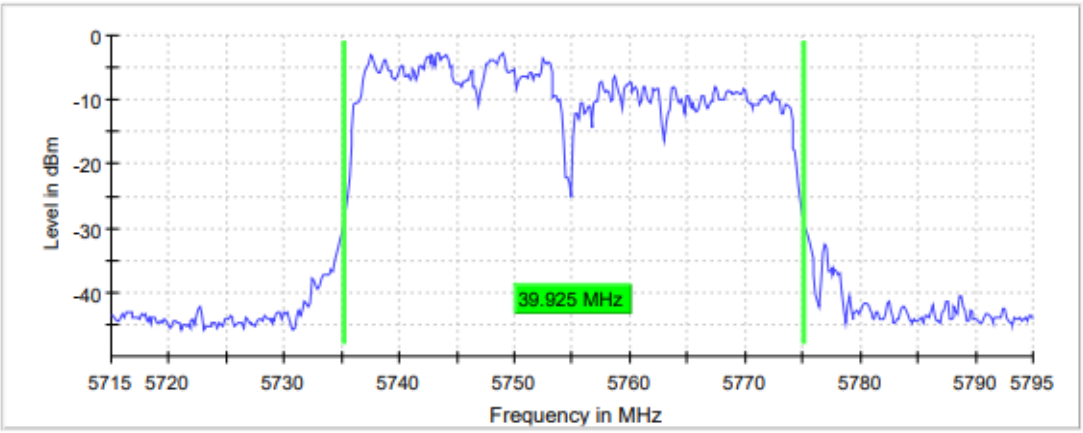

Highest Channel

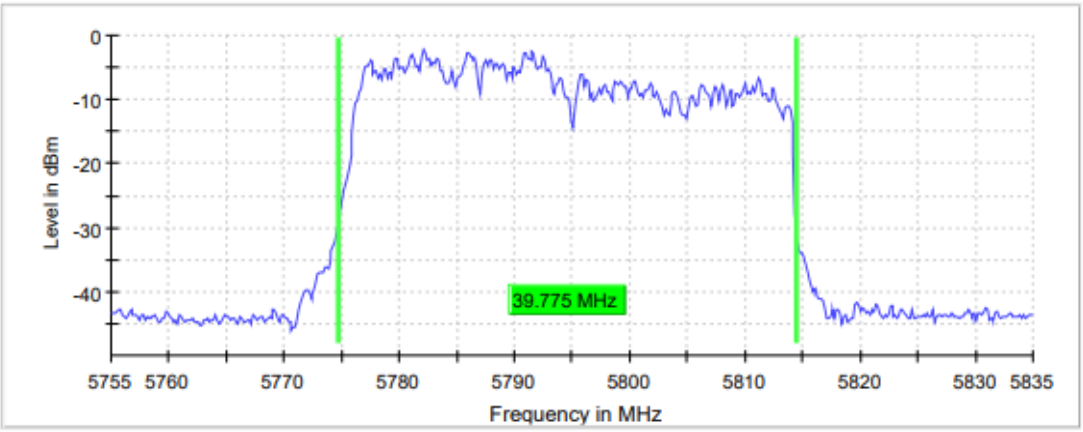

TEST RESULTS (Cont.)	

Measurement

Setting	Instrument Value	Instrument Value
Start Frequency	5.71500 GHz	5.75500 GHz
Stop Frequency	5.79500 GHz	5.83500 GHz
Span	80.000 MHz	80.000 MHz
RBW	300.000 kHz	300.000 kHz
VBW	1.000 MHz	1.000 MHz
Sweep Points	533	533
Sweep time	31.621 µs	31.621 µs
Reference Level	0.000 dBm	0.000 dBm
Attenuation	20.000 dB	20.000 dB
Detector	Max Peak	Max Peak
Sweep Count	200	200
Filter	3 dB	3 dB
Trace Mode	Max Hold	Max Hold
Sweep type	FFT	FFT
Preamp	off	off
Stable mode	Trace	Trace
Stable value	0.30 dB	0.30 dB
Run	74 / max. 150	97 / max. 150
Stable	5 / 5	5 / 5
Max Stable Difference	0.11 dB	0.25 dB

TEST RESULTS (Cont.):	OCCUPIED BANDWIDTH

Lowest Channel

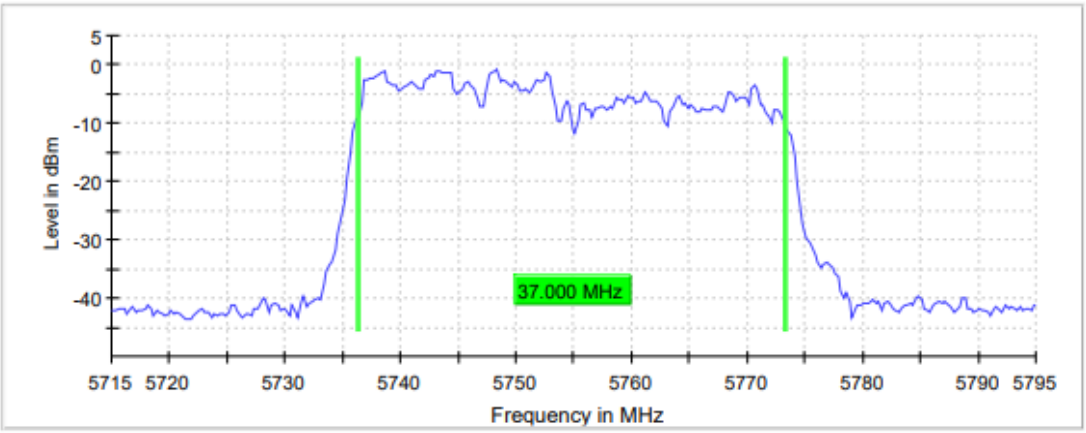

Highest Channel

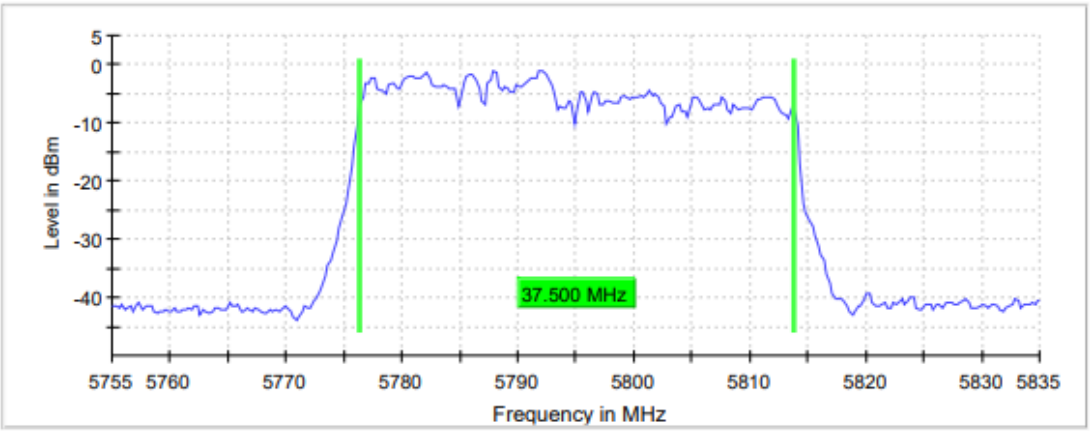

TEST RESULTS (Cont.)	

Measurement

Setting	Instrument Value	Instrument Value
Start Frequency	5.71500 GHz	5.75500 GHz
Stop Frequency	5.79500 GHz	5.83500 GHz
Span	80.000 MHz	80.000 MHz
RBW	500.000 kHz	500.000 kHz
VBW	2.000 MHz	2.000 MHz
Sweep Points	320	320
Sweep time	18.906 µs	18.906 µs
Reference Level	0.000 dBm	0.000 dBm
Attenuation	20.000 dB	20.000 dB
Detector	Max Peak	Max Peak
Sweep Count	200	200
Filter	3 dB	3 dB
Trace Mode	Max Hold	Max Hold
Sweep type	FFT	FFT
Preamp	Off	off
Stable mode	Trace	Trace
Stable value	0.30 dB	0.30 dB
Run	71 / max. 150	108 / max. 150
Stable	5 / 5	5 / 5
Max Stable Difference	0.21 dB	0.00 dB

TESTED SAMPLES:	S/01
TESTED CONDITIONS MODES:	TC#06 (ax Mode Beam forming)
TEST RESULTS:	PASS

Bandwidth: 80 MHz

	Lowest frequency 5775 MHz
26dB bandwidth (MHz)	81.500
Occupied bandwidth (MHz)	77.500

26 dB Bandwidth
Lowest Channel

TEST RESULTS (Cont.)	

Measurement

Setting	Instrument Value
Start Frequency	5.69000 GHz
Stop Frequency	5.85500 GHz
Span	160.000 MHz
RBW	1.000 MHz
VBW	3.000 MHz
Sweep Points	320
Sweep time	22.875 µs
Reference Level	10.000 dBm
Attenuation	30.000 dB
Detector	Max Peak
Sweep Count	200
Filter	3 dB
Trace Mode	Max Hold
Sweep type	FFT
Preamp	off
Stable mode	Trace
Stable value	0.30 dB
Run	75 / max. 150
Stable	5 / 5
Max Stable Difference	0.04 dB

TEST RESULTS (Cont.):	OCCUPIED BANDWIDTH

Lowest Channel

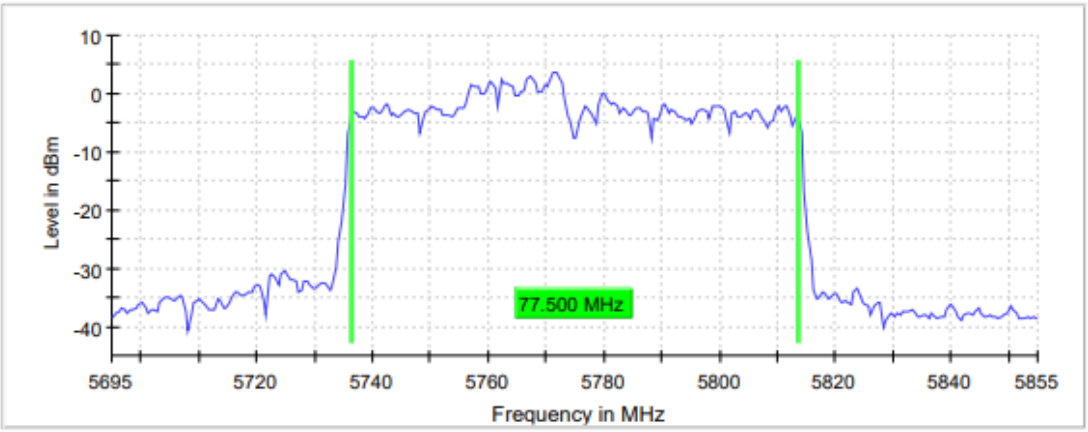

Measurement

Setting	Instrument Value
Start Frequency	5.69000 GHz
Stop Frequency	5.85500 GHz
Span	160.000 MHz
RBW	1.000 MHz
VBW	3.000 MHz
Sweep Points	320
Sweep time	22.875 µs
Reference Level	0.000 dBm
Attenuation	20.000 dB
Detector	Max Peak
Sweep Count	200
Filter	3 dB
Trace Mode	Max Hold
Sweep type	FFT
Preamp	Off
Stable mode	Trace
Stable value	0.30 dB
Run	90 / max. 150
Stable	5 / 5
Max Stable Difference	0.00 dB

SECTION C.2: 6DB EMISSION BANDWIDTH

LIMITS:	Product standard:	Part 15 Subpart E §15.407 and RSS-247
	Test standard:	Part 15 Subpart E §15.407(e) and RSS-247 6.2.4.1

LIMITS:

Within the 5.725 – 5.85 GHz band, the minimum 6dB bandwidth of U-NII devices shall be at least 500 KHz.

TEST SETUP:	

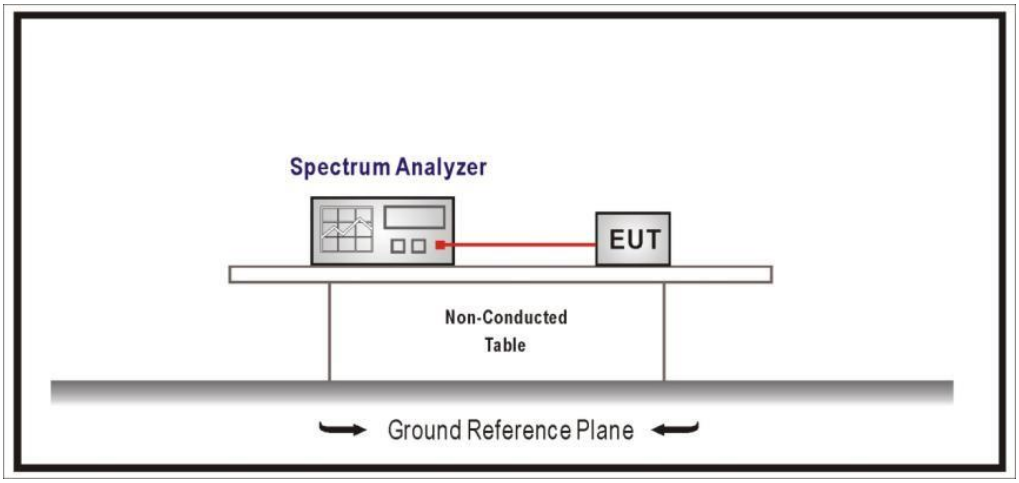

TESTED SAMPLES:	S/01
TESTED CONDITIONS MODES:	TC#01 (a mode SISO Radio A)
TEST RESULTS:	PASS

Bandwidth: 20 MHz

	Lowest frequency 5745 MHz	Middle frequency 5785 MHz	Highest frequency 5825 MHz
6dB Bandwidth (MHz)	16.550	16.550	16.550

TEST RESULTS (Cont.):	6 dB BANDWIDTH

Lowest Channel

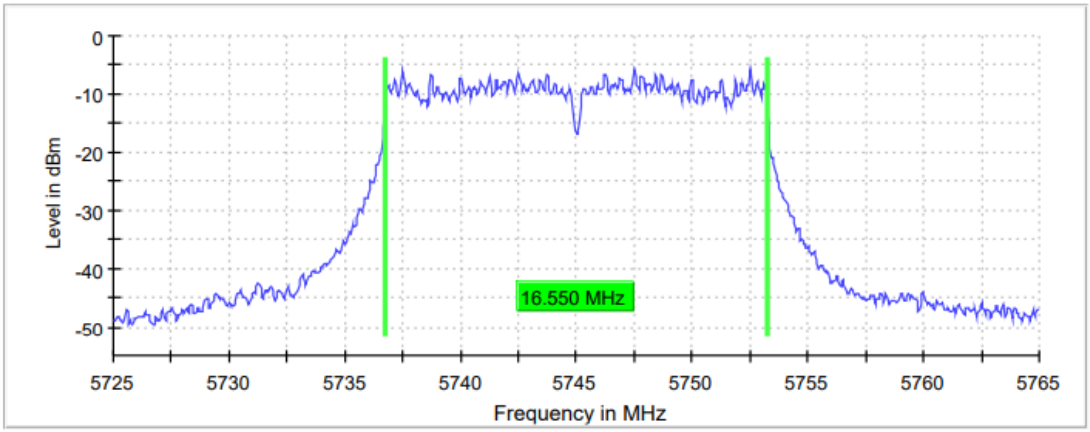

Middle Channel

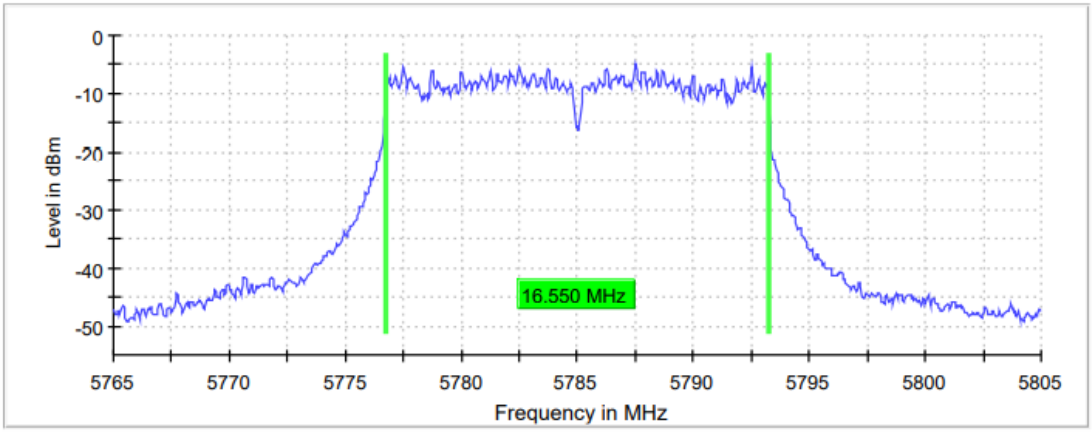

Highest Channel

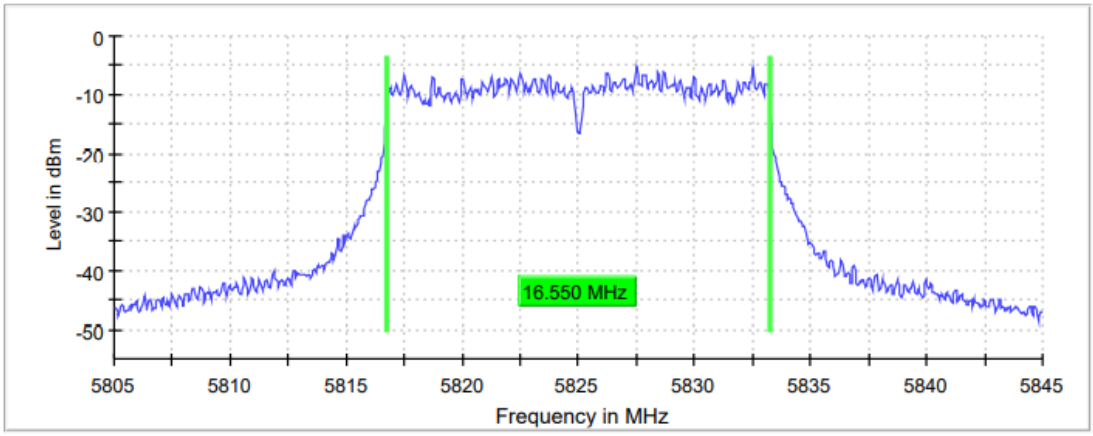

TEST RESULTS (Cont.)	

Measurement

Setting	Instrument Value	Instrument Value	Instrument Value
Start Frequency	5.72500 GHz	5.76500 GHz	5.80500 GHz
Stop Frequency	5.76500 GHz	5.80500 GHz	5.84500 GHz
Span	40.000 MHz	40.000 MHz	40.000 MHz
RBW	100.000 kHz	200.000 kHz	200.000 kHz
VBW	300.000 kHz	300.000 kHz	300.000 kHz
Sweep Points	800	800	800
Sweep time	56.836 µs	56.836 µs	56.836 µs
Reference Level	0.000 dBm	0.000 dBm	0.000 dBm
Attenuation	20.000 dB	20.000 dB	20.000 dB
Detector	Max Peak	Max Peak	Max Peak
Sweep Count	200	200	200
Filter	3 dB	3 dB	3 dB
Trace Mode	Max Hold	Max Hold	Max Hold
Sweep type	FFT	FFT	FFT
Preamp	off	off	off
Stable mode	Trace	Trace	Trace
Stable value	0.30 dB	0.30 dB	0.30 dB
Run	50 / max. 150	72 / max. 150	62 / max. 150
Stable	5 / 5	5 / 5	5 / 5
Max Stable Difference	0.19 dB	0.14 dB	0.19 dB

TESTED SAMPLES:	S/01
TESTED CONDITIONS MODES:	TC#01 (a mode SISO Radio B)
TEST RESULTS:	PASS

Bandwidth: 20 MHz

	Lowest frequency 5745 MHz	Middle frequency 5785 MHz	Highest frequency 5825 MHz
6dB Bandwidth (MHz)	16.550	16.550	16.550

Lowest Channel

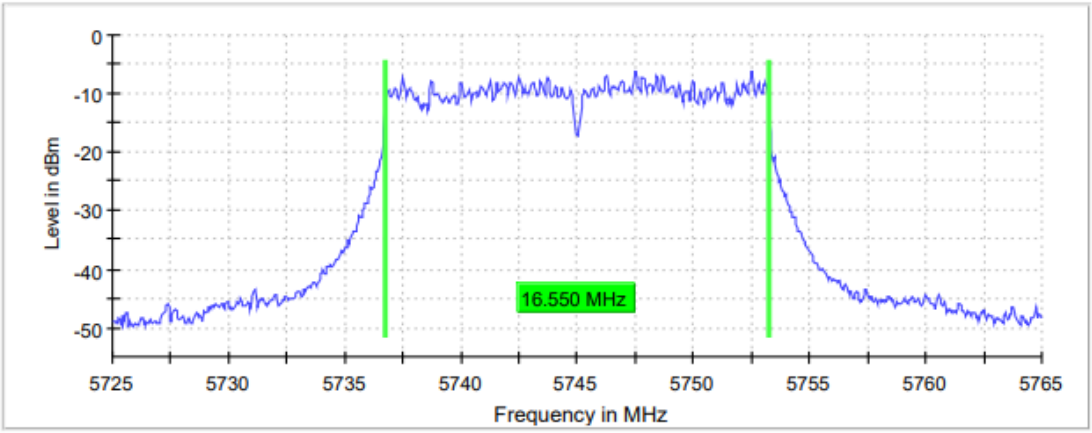

Middle Channel

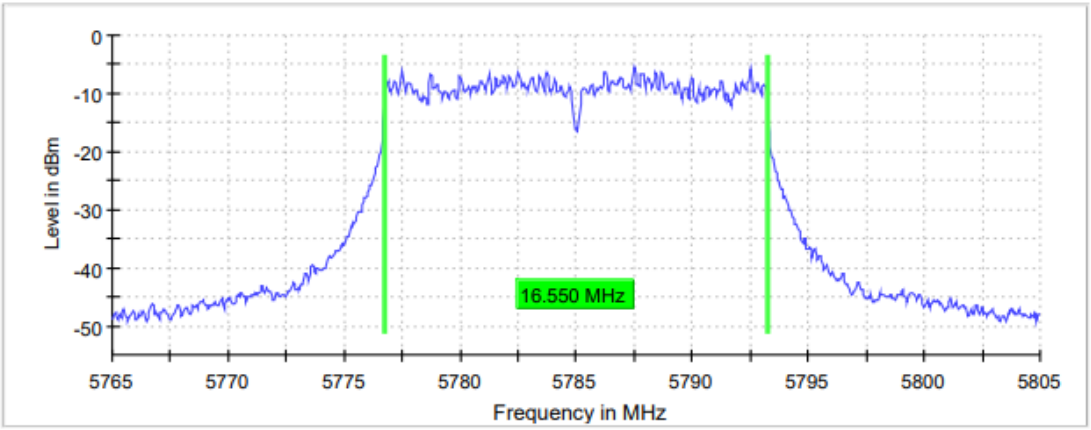

TEST RESULTS (Cont.)	

Highest Channel

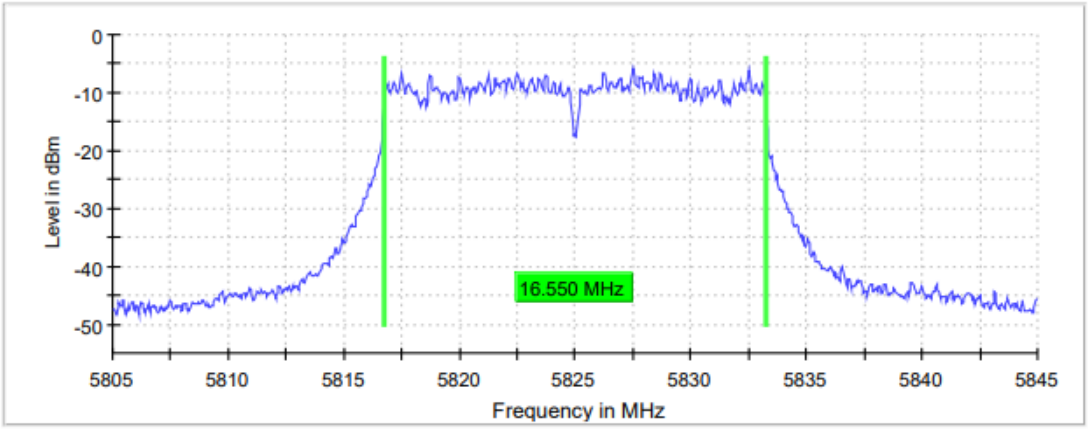

Measurement

Setting	Instrument Value	Instrument Value	Instrument Value
Start Frequency	5.72500 GHz	5.76500 GHz	5.80500 GHz
Stop Frequency	5.76500 GHz	5.80500 GHz	5.84500 GHz
Span	40.000 MHz	40.000 MHz	40.000 MHz
RBW	100.000 kHz	200.000 kHz	200.000 kHz
VBW	300.000 kHz	300.000 kHz	300.000 kHz
Sweep Points	800	800	800
Sweep time	56.836 µs	56.836 µs	56.836 µs
Reference Level	0.000 dBm	0.000 dBm	0.000 dBm
Attenuation	20.000 dB	20.000 dB	20.000 dB
Detector	Max Peak	Max Peak	Max Peak
Sweep Count	200	200	200
Filter	3 dB	3 dB	3 dB
Trace Mode	Max Hold	Max Hold	Max Hold
Sweep type	FFT	FFT	FFT
Preamp	off	off	off
Stable mode	Trace	Trace	Trace
Stable value	0.30 dB	0.30 dB	0.30 dB
Run	70 / max. 150	41 / max. 150	46 / max. 150
Stable	5 / 5	5 / 5	5 / 5
Max Stable Difference	0.12 dB	0.11 dB	0.21 dB

TESTED SAMPLES:	S/01
TESTED CONDITIONS MODES:	TC#01 (a mode SISO Radio A+B)
TEST RESULTS:	PASS

Bandwidth: 20 MHz

	Lowest frequency 5745 MHz	Middle frequency 5785 MHz	Highest frequency 5825 MHz
6dB Bandwidth (MHz)	16.550	16.550	16.550

Lowest Channel

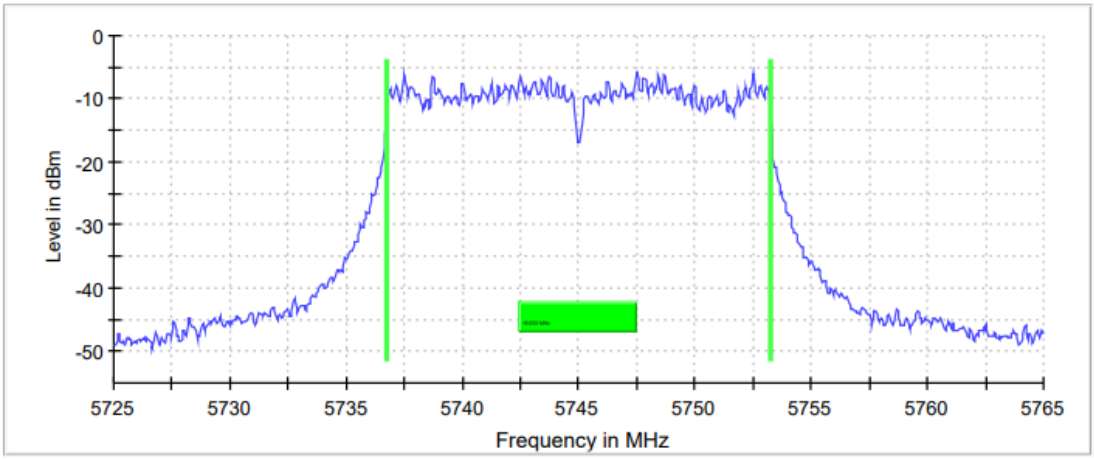

Middle Channel

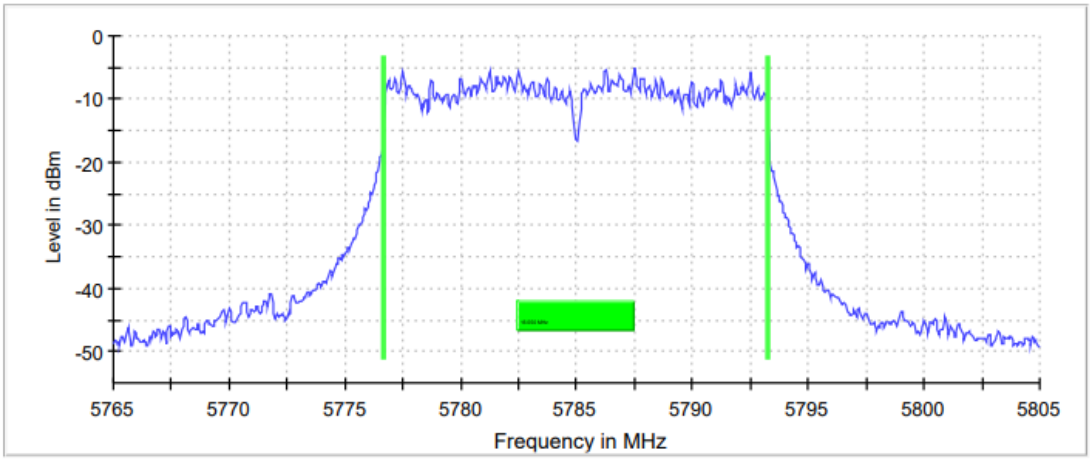

TEST RESULTS (Cont.)	

Highest Channel

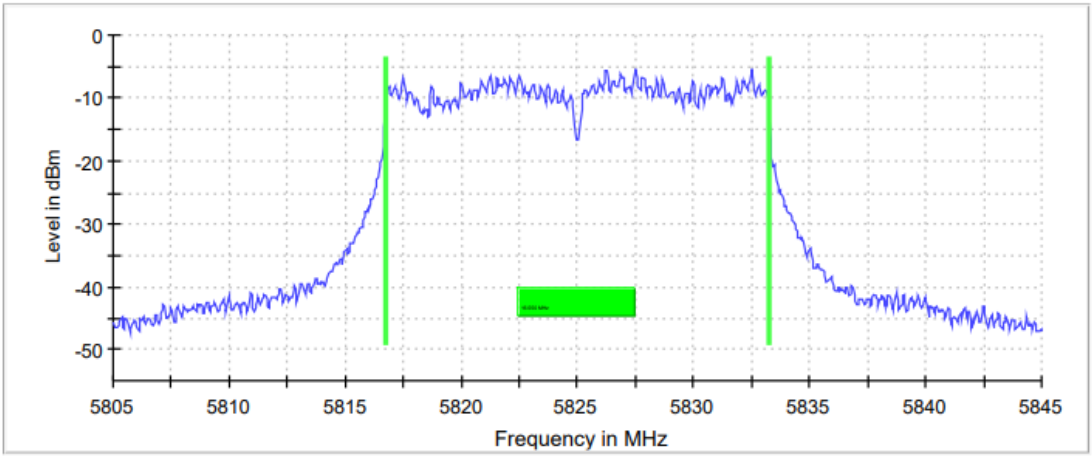

Measurement

Setting	Instrument Value	Instrument Value	Instrument Value
Start Frequency	5.72500 GHz	5.76500 GHz	5.80500 GHz
Stop Frequency	5.76500 GHz	5.80500 GHz	5.84500 GHz
Span	40.000 MHz	40.000 MHz	40.000 MHz
RBW	100.000 kHz	100.000 kHz	100.000 kHz
VBW	300.000 kHz	300.000 kHz	300.000 kHz
Sweep Points	800	800	800
Sweep time	56.836 µs	56.836 µs	56.836 µs
Reference Level	0.000 dBm	0.000 dBm	0.000 dBm
Attenuation	20.000 dB	20.000 dB	20.000 dB
Detector	Max Peak	Max Peak	Max Peak
Sweep Count	200	200	200
Filter	3 dB	3 dB	3 dB
Trace Mode	Max Hold	Max Hold	Max Hold
Sweep type	FFT	FFT	FFT
Preamp	off	off	off
Stable mode	Trace	Trace	Trace
Stable value	0.30 dB	0.30 dB	0.30 dB
Run	61 / max. 150	54 / max. 150	106 / max. 150
Stable	5 / 5	5 / 5	5 / 5
Max Stable Difference	0.14 dB	0.09 dB	0.01 dB

TESTED SAMPLES:	S/01
TESTED CONDITIONS MODES:	TC#02* (n Mode SISO Radio A)
TEST RESULTS:	PASS

Bandwidth: 20 MHz

	Lowest frequency 5745 MHz	Middle frequency 5785 MHz	Highest frequency 5825 MHz
6dB Bandwidth (MHz)	17.750	17.800	17.750

Lowest Channel

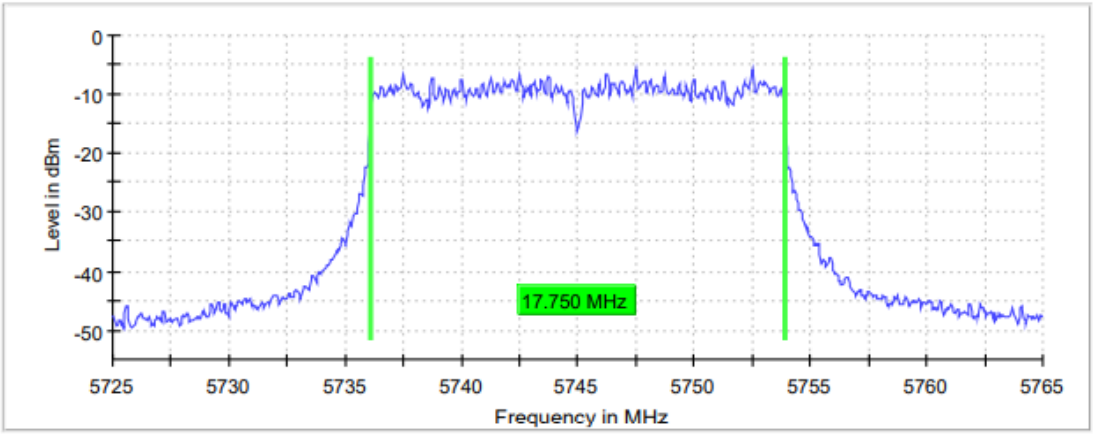

Middle Channel

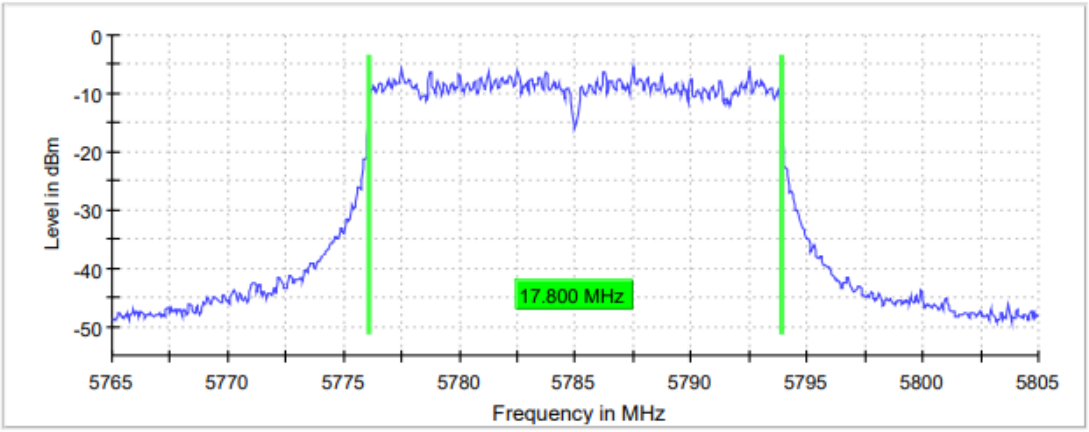

TEST RESULTS (Cont.)	

Highest Channel

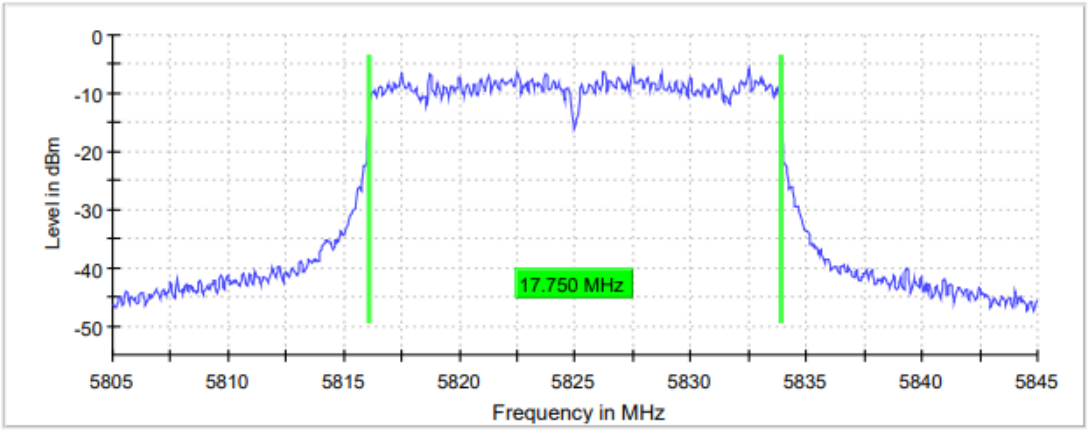

Measurement

Setting	Instrument Value	Instrument Value	Instrument Value
Start Frequency	5.72500 GHz	5.76500 GHz	5.80500 GHz
Stop Frequency	5.76500 GHz	5.80500 GHz	5.84500 GHz
Span	40.000 MHz	40.000 MHz	40.000 MHz
RBW	100.000 kHz	100.000 kHz	100.000 kHz
VBW	300.000 kHz	300.000 kHz	300.000 kHz
Sweep Points	800	800	800
Sweep time	56.836 µs	56.836 µs	56.836 µs
Reference Level	0.000 dBm	0.000 dBm	0.000 dBm
Attenuation	20.000 dB	20.000 dB	20.000 dB
Detector	Max Peak	Max Peak	Max Peak
Sweep Count	200	200	200
Filter	3 dB	3 dB	3 dB
Trace Mode	Max Hold	Max Hold	Max Hold
Sweep type	FFT	FFT	FFT
Preamp	off	off	off
Stable mode	Trace	Trace	Trace
Stable value	0.30 dB	0.30 dB	0.30 dB
Run	60 / max. 150	69 / max. 150	76 / max. 150
Stable	5 / 5	5 / 5	5 / 5
Max Stable Difference	0.05 dB	0.09 dB	0.05 dB

TESTED SAMPLES:	S/01
TESTED CONDITIONS MODES:	TC#02 (n Mode SISO Radio B)
TEST RESULTS:	PASS

Bandwidth: 20 MHz

	Lowest frequency 5745 MHz	Middle frequency 5785 MHz	Highest frequency 5825 MHz
6dB Bandwidth (MHz)	17.750	17.750	17.750

Lowest Channel

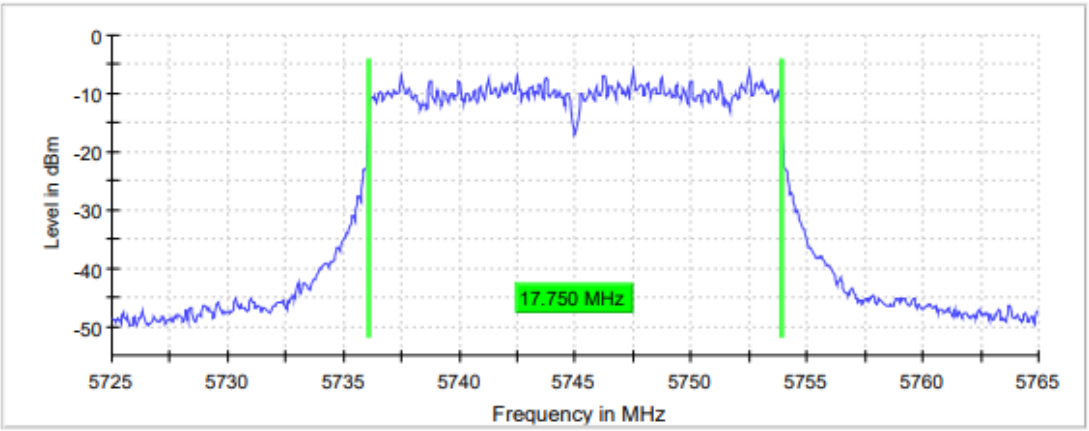

Middle Channel

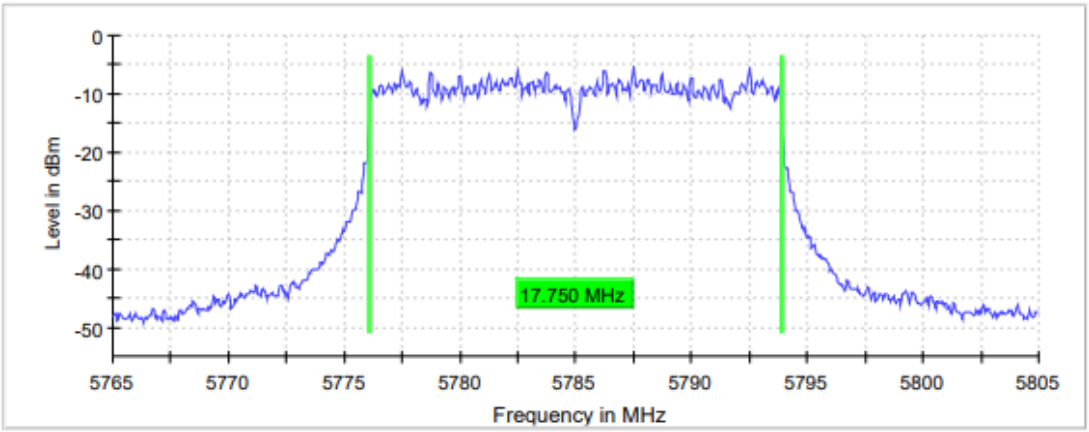

TEST RESULTS (Cont.)	

Highest Channel

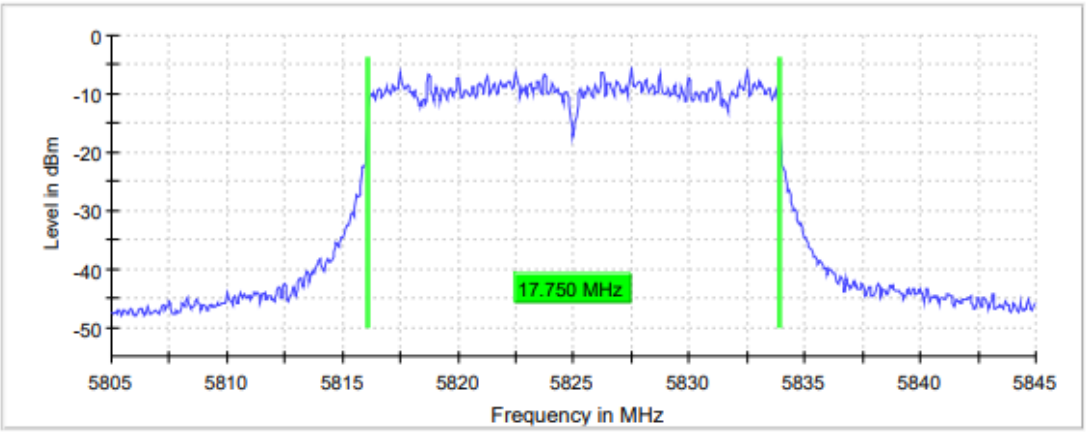

Measurement

Setting	Instrument Value	Instrument Value	Instrument Value
Start Frequency	5.72500 GHz	5.76500 GHz	5.80500 GHz
Stop Frequency	5.76500 GHz	5.80500 GHz	5.84500 GHz
Span	40.000 MHz	40.000 MHz	40.000 MHz
RBW	100.000 kHz	100.000 kHz	100.000 kHz
VBW	300.000 kHz	300.000 kHz	300.000 kHz
Sweep Points	800	800	800
Sweep time	56.836 µs	56.836 µs	56.836 µs
Reference Level	0.000 dBm	0.000 dBm	0.000 dBm
Attenuation	20.000 dB	20.000 dB	20.000 dB
Detector	Max Peak	Max Peak	Max Peak
Sweep Count	200	200	200
Filter	3 dB	3 dB	3 dB
Trace Mode	Max Hold	Max Hold	Max Hold
Sweep type	FFT	FFT	FFT
Preamp	off	off	off
Stable mode	Trace	Trace	Trace
Stable value	0.30 dB	0.30 dB	0.30 dB
Run	61 / max. 150	69 / max. 150	76 / max. 150
Stable	5 / 5	5 / 5	5 / 5
Max Stable Difference	0.16 dB	0.13 dB	0.10 dB

TESTED SAMPLES:	S/01
TESTED CONDITIONS MODES:	TC#02 (n Mode MIMO Radio A+B)
TEST RESULTS:	PASS

Bandwidth: 20 MHz

	Lowest frequency 5745 MHz	Middle frequency 5785 MHz	Highest frequency 5825 MHz
6dB Bandwidth (MHz)	17.750	17.750	17.700

Lowest Channel

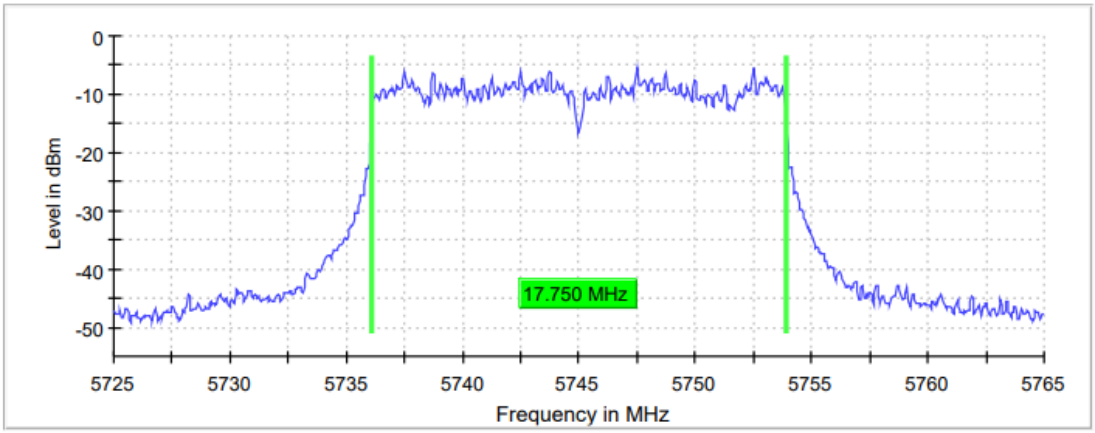

Middle Channel

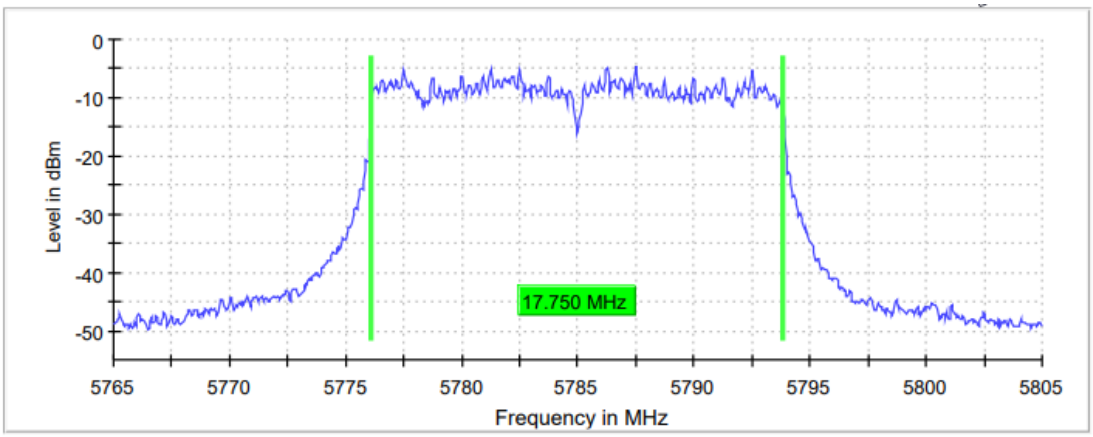

TEST RESULTS (Cont.)	

Highest Channel

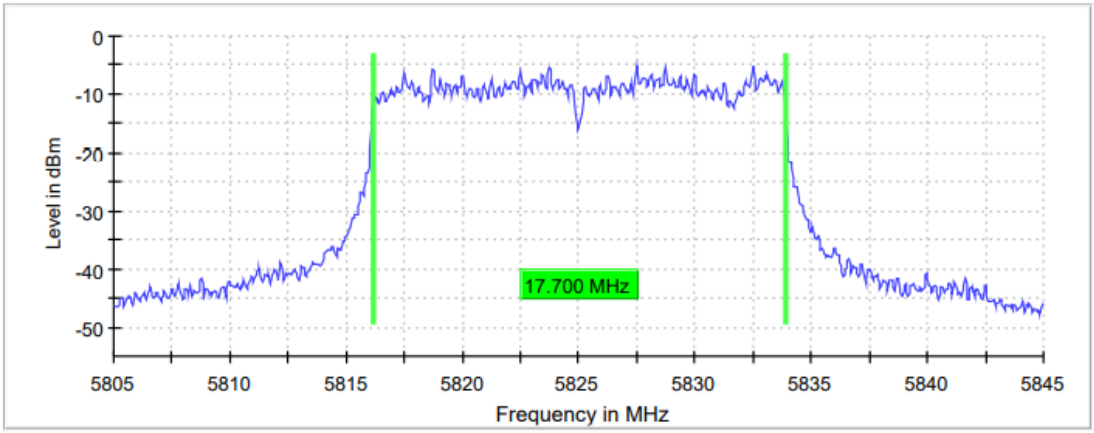

Measurement

Setting	Instrument Value	Instrument Value	Instrument Value
Start Frequency	5.72500 GHz	5.76500 GHz	5.80500 GHz
Stop Frequency	5.76500 GHz	5.80500 GHz	5.84500 GHz
Span	40.000 MHz	40.000 MHz	40.000 MHz
RBW	100.000 kHz	100.000 kHz	100.000 kHz
VBW	300.000 kHz	300.000 kHz	300.000 kHz
Sweep Points	800	800	800
Sweep time	56.836 µs	56.836 µs	56.836 µs
Reference Level	0.000 dBm	0.000 dBm	0.000 dBm
Attenuation	20.000 dB	20.000 dB	20.000 dB
Detector	Max Peak	Max Peak	Max Peak
Sweep Count	200	200	200
Filter	3 dB	3 dB	3 dB
Trace Mode	Max Hold	Max Hold	Max Hold
Sweep type	FFT	FFT	FFT
Preamp	off	off	off
Stable mode	Trace	Trace	Trace
Stable value	0.30 dB	0.30 dB	0.30 dB
Run	63 / max. 150	47 / max. 150	76 / max. 150
Stable	5 / 5	5 / 5	5 / 5
Max Stable Difference	0.28 dB	0.24 dB	0.23 dB

TESTED SAMPLES:	S/01
TESTED CONDITIONS MODES:	TC#02* (n Mode SISO Radio A)
TEST RESULTS:	PASS

*Tested worst case from n40 and ac40 modulation.

Bandwidth: 40 MHz

	Lowest frequency 5755 MHz	Highest frequency 5795 MHz
6dB Bandwidth (MHz)	36.450	36.450

Lowest Channel

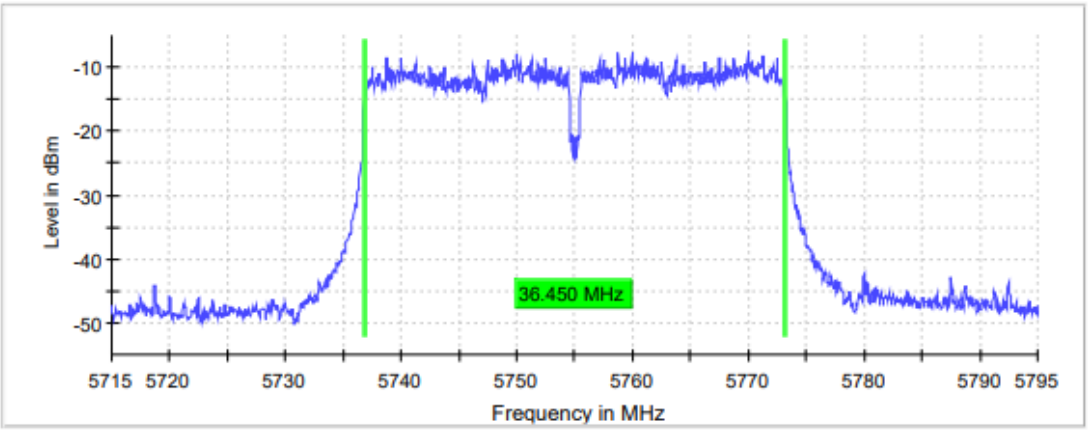

Highest Channel

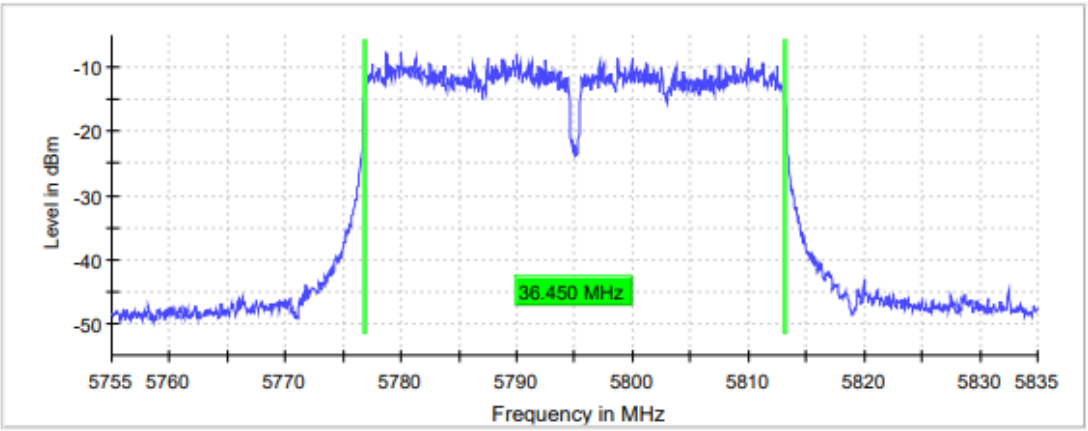

TEST RESULTS (Cont.)	

Measurement

Setting	Instrument Value	Instrument Value
Start Frequency	5.71500 GHz	5.75500 GHz
Stop Frequency	5.79500 GHz	5.83500 GHz
Span	80.000 MHz	80.000 MHz
RBW	100.000 kHz	100.000 kHz
VBW	300.000 kHz	300.000 kHz
Sweep Points	1600	1600
Sweep time	94.727 µs	94.727 µs
Reference Level	0.000 dBm	0.000 dBm
Attenuation	20.000 dB	20.000 dB
Detector	Max Peak	Max Peak
Sweep Count	200	200
Filter	3 dB	3 dB
Trace Mode	Max Hold	Max Hold
Sweep type	FFT	FFT
Preamp	off	off
Stable mode	Trace	Trace
Stable value	0.30 dB	0.30 dB
Run	93 / max. 150	114 / max. 150
Stable	5 / 5	5 / 5
Max Stable Difference	0.29 dB	0.20 dB

TESTED SAMPLES:	S/01
TESTED CONDITIONS MODES:	TC#02* (n Mode SISO Radio B)
TEST RESULTS:	PASS

*Tested worst case from n40 and ac40 modulation.

Bandwidth: 40 MHz

	Lowest frequency 5755 MHz	Highest frequency 5795 MHz
6dB Bandwidth (MHz)	36.450	36.450

Lowest Channel

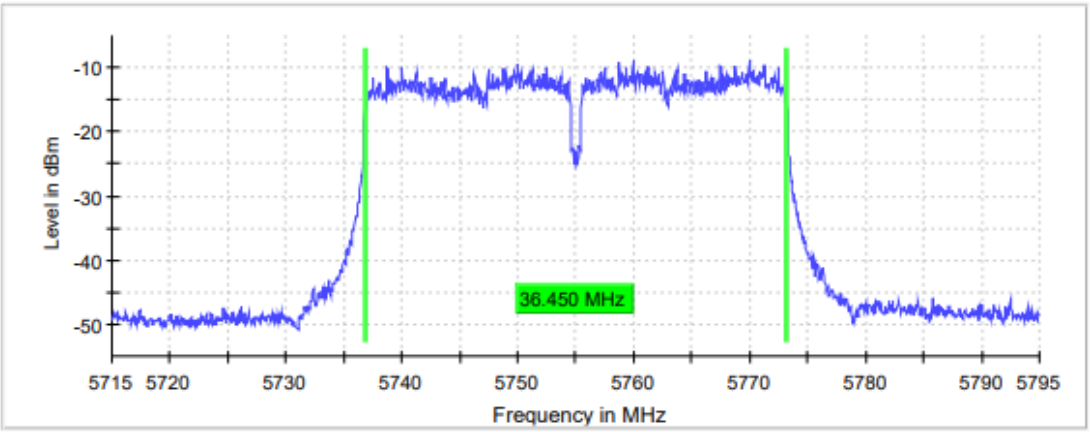

Highest Channel

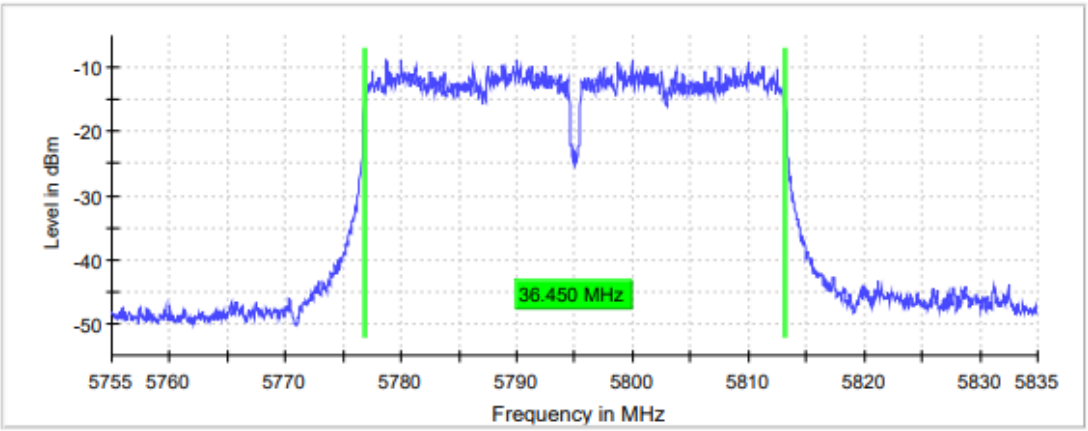

TEST RESULTS (Cont.)	

Measurement

Setting	Instrument Value	Instrument Value
Start Frequency	5.71500 GHz	5.75500 GHz
Stop Frequency	5.79500 GHz	5.83500 GHz
Span	80.000 MHz	80.000 MHz
RBW	100.000 kHz	100.000 kHz
VBW	300.000 kHz	300.000 kHz
Sweep Points	1600	1600
Sweep time	94.727 µs	94.727 µs
Reference Level	0.000 dBm	0.000 dBm
Attenuation	20.000 dB	20.000 dB
Detector	Max Peak	Max Peak
Sweep Count	200	200
Filter	3 dB	3 dB
Trace Mode	Max Hold	Max Hold
Sweep type	FFT	FFT
Preamp	off	off
Stable mode	Trace	Trace
Stable value	0.30 dB	0.30 dB
Run	91 / max. 150	98 / max. 150
Stable	5 / 5	5 / 5
Max Stable Difference	0.29 dB	0.20 dB

TESTED SAMPLES:	S/01
TESTED CONDITIONS MODES:	TC#02* (n Mode MIMO Radio A+B)
TEST RESULTS:	PASS

*Tested worst case from n40 and ac40 modulation.

Bandwidth: 40 MHz

	Lowest frequency 5755 MHz	Highest frequency 5795 MHz
6dB Bandwidth (MHz)	35.150	36.450

Lowest Channel

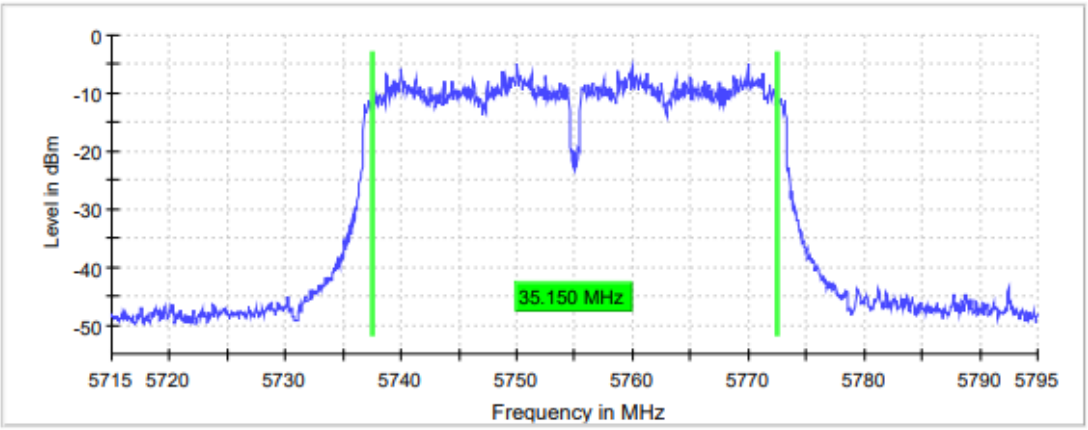

Middle Channel

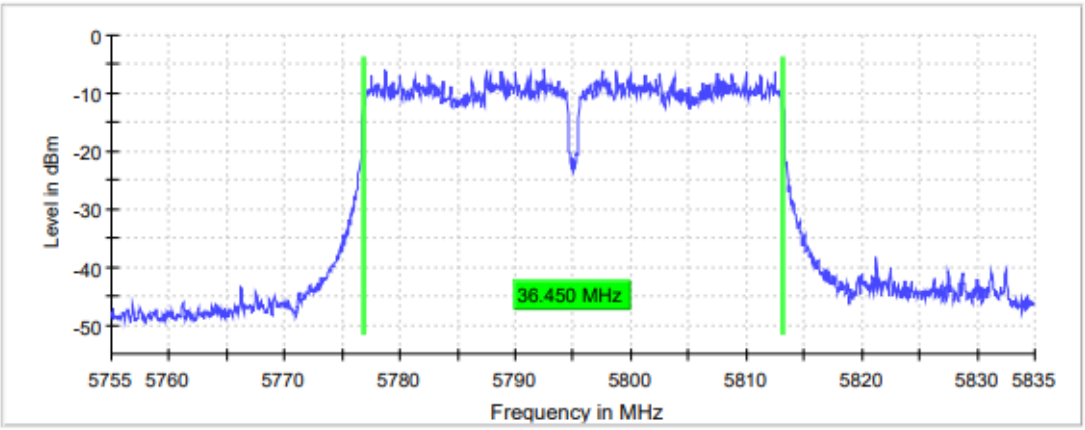

TEST RESULTS (Cont.)	

Highest Channel

Measurement

Setting	Instrument Value	Instrument Value
Start Frequency	5.71500 GHz	5.75500 GHz
Stop Frequency	5.79500 GHz	5.83500 GHz
Span	80.000 MHz	80.000 MHz
RBW	100.000 kHz	100.000 kHz
VBW	300.000 kHz	300.000 kHz
Sweep Points	1600	1600
Sweep time	94.727 µs	94.727 µs
Reference Level	0.000 dBm	0.000 dBm
Attenuation	20.000 dB	20.000 dB
Detector	Max Peak	Max Peak
Sweep Count	200	200
Filter	3 dB	3 dB
Trace Mode	Max Hold	Max Hold
Sweep type	FFT	FFT
Preamp	off	off
Stable mode	Trace	Trace
Stable value	0.30 dB	0.30 dB
Run	86 / max. 150	92 / max. 150
Stable	5 / 5	5 / 5
Max Stable Difference	0.23 dB	0.06 dB

TESTED SAMPLES:	S/01
TESTED CONDITIONS MODES:	TC#03 (ac Mode SISO Radio A)
TEST RESULTS:	PASS

Bandwidth: 20 MHz

	Lowest frequency 5745 MHz	Middle frequency 5785 MHz	Highest frequency 5825 MHz
6dB Bandwidth (MHz)	17.750	17.750	17.750

Lowest Channel

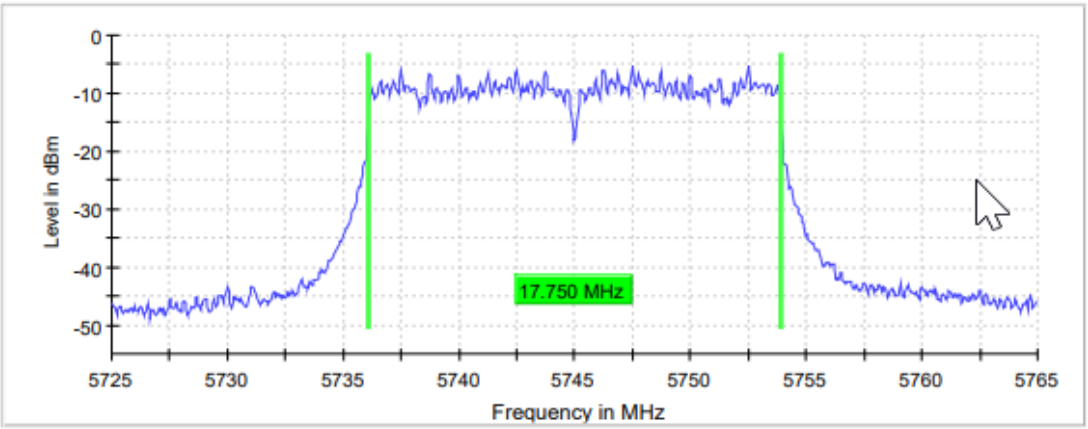

Middle Channel

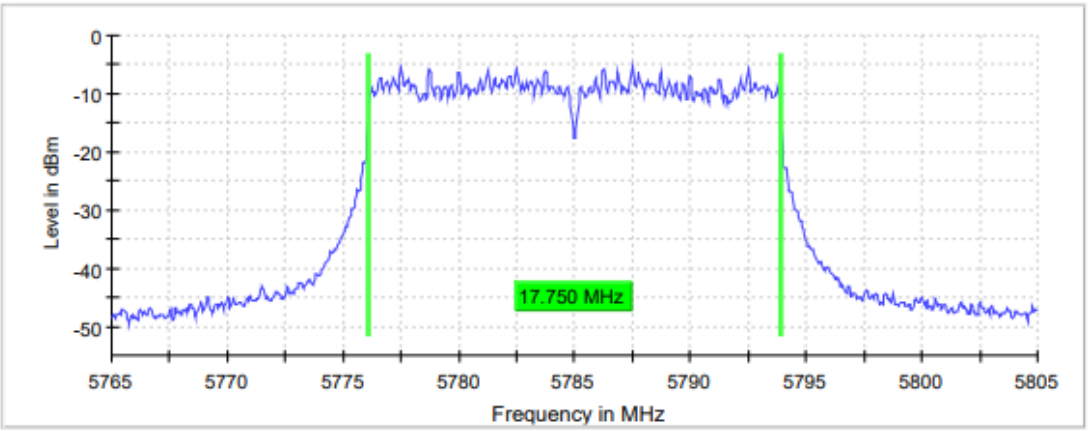

TEST RESULTS (Cont.)	

Highest Channel

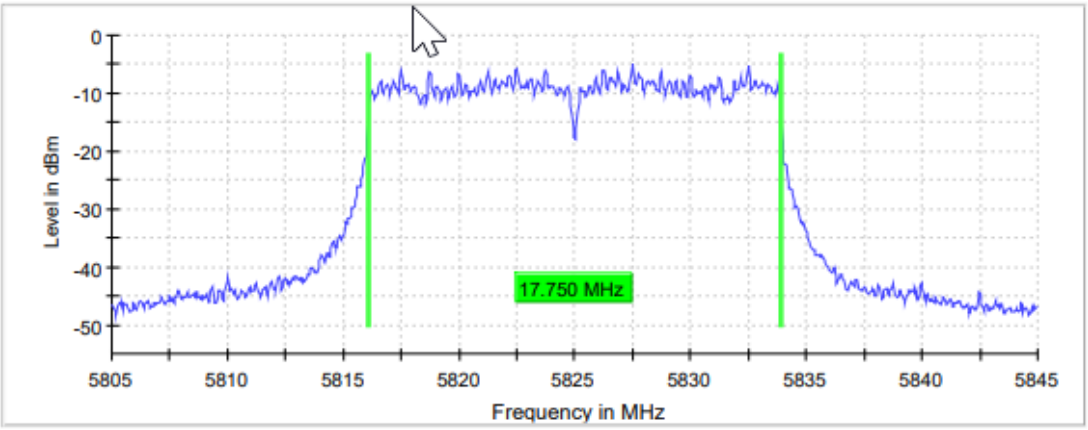

Measurement

Setting	Instrument Value	Instrument Value	Instrument Value
Start Frequency	5.72500 GHz	5.76500 GHz	5.80500 GHz
Stop Frequency	5.76500 GHz	5.80500 GHz	5.84500 GHz
Span	40.000 MHz	40.000 MHz	40.000 MHz
RBW	100.000 kHz	200.000 kHz	200.000 kHz
VBW	300.000 kHz	300.000 kHz	300.000 kHz
Sweep Points	800	800	800
Sweep time	56.836 µs	56.836 µs	56.836 µs
Reference Level	0.000 dBm	0.000 dBm	0.000 dBm
Attenuation	20.000 dB	20.000 dB	20.000 dB
Detector	Max Peak	Max Peak	Max Peak
Sweep Count	200	200	200
Filter	3 dB	3 dB	3 dB
Trace Mode	Max Hold	Max Hold	Max Hold
Sweep type	FFT	FFT	FFT
Preamp	off	off	off
Stable mode	Trace	Trace	Trace
Stable value	0.30 dB	0.30 dB	0.30 dB
Run	69 / max. 150	52 / max. 150	65 / max. 150
Stable	5 / 5	5 / 5	5 / 5
Max Stable Difference	0.12 dB	0.26 dB	0.18 dB

TESTED SAMPLES:	S/01
TESTED CONDITIONS MODES:	TC#03 (ac Mode SISO Radio B)
TEST RESULTS:	PASS

Bandwidth: 20 MHz

	Lowest frequency 5745 MHz	Middle frequency 5785 MHz	Highest frequency 5825 MHz
6dB Bandwidth (MHz)	17.750	17.750	17.750

Lowest Channel

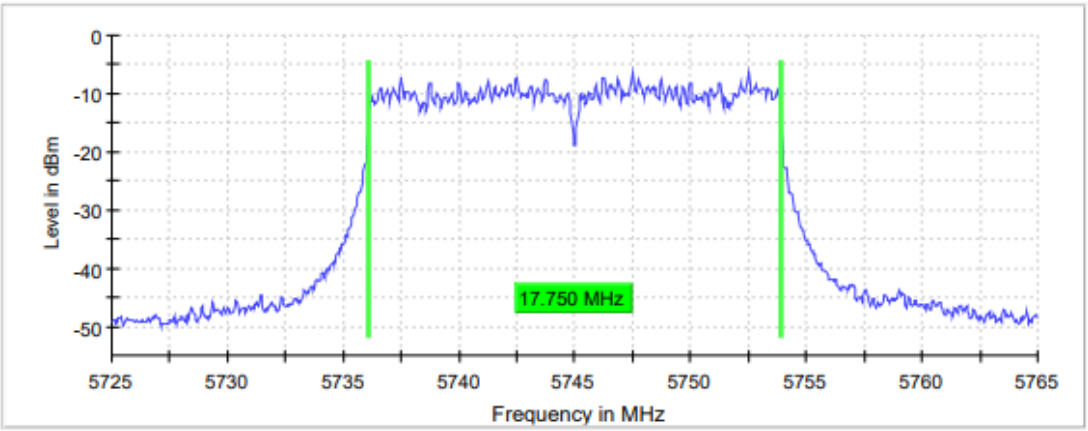

Middle Channel

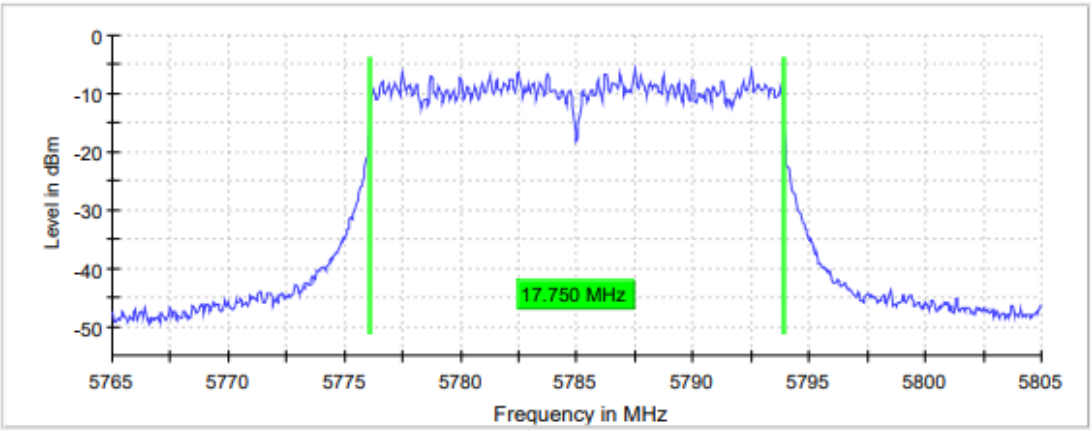

TEST RESULTS (Cont.)	

Highest Channel

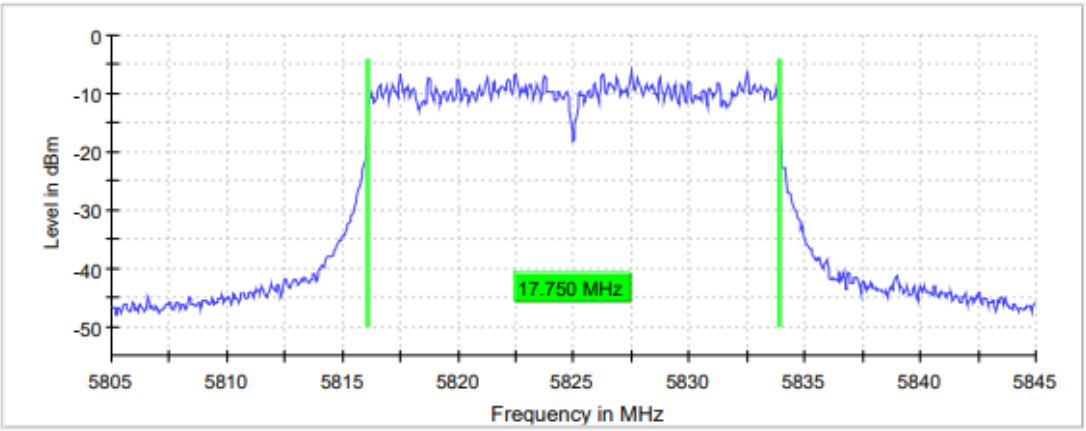

Measurement

Setting	Instrument Value	Instrument Value	Instrument Value
Start Frequency	5.72500 GHz	5.76500 GHz	5.80500 GHz
Stop Frequency	5.76500 GHz	5.80500 GHz	5.84500 GHz
Span	40.000 MHz	40.000 MHz	40.000 MHz
RBW	100.000 kHz	100.000 kHz	100.000 kHz
VBW	300.000 kHz	300.000 kHz	300.000 kHz
Sweep Points	800	800	800
Sweep time	56.836 µs	56.836 µs	56.836 µs
Reference Level	0.000 dBm	0.000 dBm	0.000 dBm
Attenuation	20.000 dB	20.000 dB	20.000 dB
Detector	Max Peak	Max Peak	Max Peak
Sweep Count	200	200	200
Filter	3 dB	3 dB	3 dB
Trace Mode	Max Hold	Max Hold	Max Hold
Sweep type	FFT	FFT	FFT
Preamp	off	off	off
Stable mode	Trace	Trace	Trace
Stable value	0.30 dB	0.30 dB	0.30 dB
Run	74 / max. 150	68 / max. 150	74 / max. 150
Stable	5 / 5	5 / 5	5 / 5
Max Stable Difference	0.15 dB	0.24 dB	0.04 dB

TESTED SAMPLES:	S/01
TESTED CONDITIONS MODES:	TC#03 (ac Mode MIMO Radio A+B)
TEST RESULTS:	PASS

Bandwidth: 20 MHz

	Lowest frequency 5745 MHz	Middle frequency 5785 MHz	Highest frequency 5825 MHz
6dB Bandwidth (MHz)	17.750	17.700	17.700

Lowest Channel

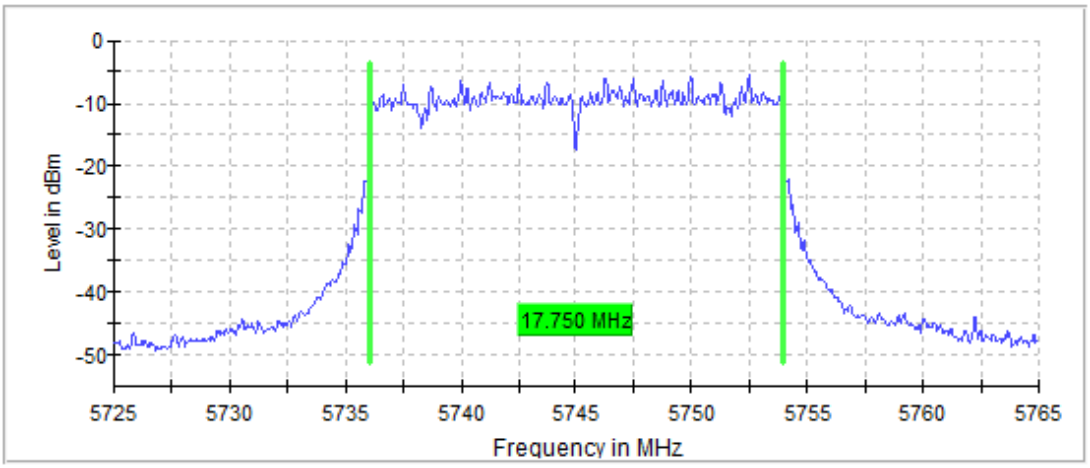

Middle Channel

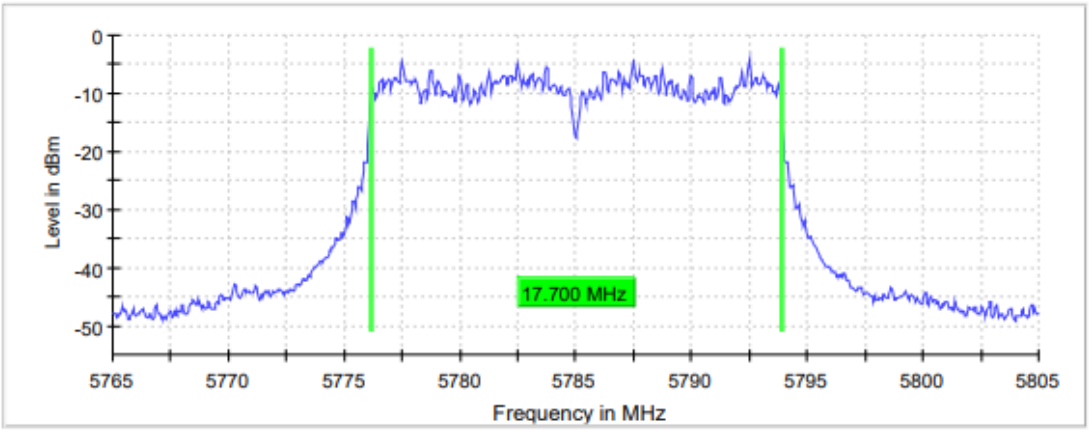

TEST RESULTS (Cont.)	

Highest Channel

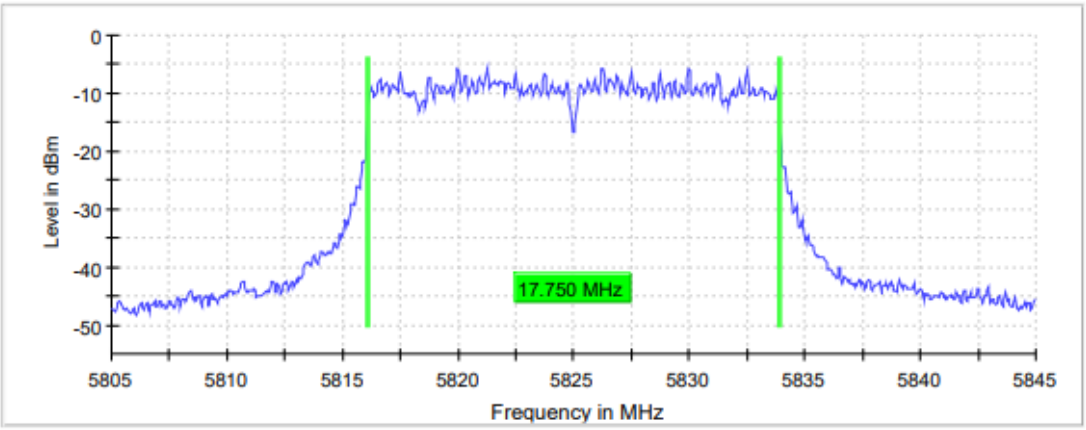

Measurement

Setting	Instrument Value	Instrument Value	Instrument Value
Start Frequency	5.72500 GHz	5.76500 GHz	5.80500 GHz
Stop Frequency	5.76500 GHz	5.80500 GHz	5.84500 GHz
Span	40.000 MHz	40.000 MHz	40.000 MHz
RBW	100.000 kHz	100.000 kHz	100.000 kHz
VBW	300.000 kHz	300.000 kHz	300.000 kHz
Sweep Points	800	800	800
Sweep time	56.836 µs	56.836 µs	56.836 µs
Reference Level	0.000 dBm	0.000 dBm	0.000 dBm
Attenuation	20.000 dB	20.000 dB	20.000 dB
Detector	Max Peak	Max Peak	Max Peak
Sweep Count	200	200	200
Filter	3 dB	3 dB	3 dB
Trace Mode	Max Hold	Max Hold	Max Hold
Sweep type	FFT	FFT	FFT
Preamp	off	off	off
Stable mode	Trace	Trace	Trace
Stable value	0.30 dB	0.30 dB	0.30 dB
Run	77 / max. 150	41 / max. 150	90 / max. 150
Stable	5 / 5	5 / 5	5 / 5
Max Stable Difference	0.12 dB	0.04 dB	0.00 dB

TESTED SAMPLES:	S/01
TESTED CONDITIONS MODES:	TC#03* (ac Mode SISO Radio A)
TEST RESULTS:	PASS

*Tested worst case from n40 and ac40 modulation.

Bandwidth: 40 MHz

	Lowest frequency 5755 MHz	Highest frequency 5795 MHz
6dB Bandwidth (MHz)	36.450	36.150

Lowest Channel

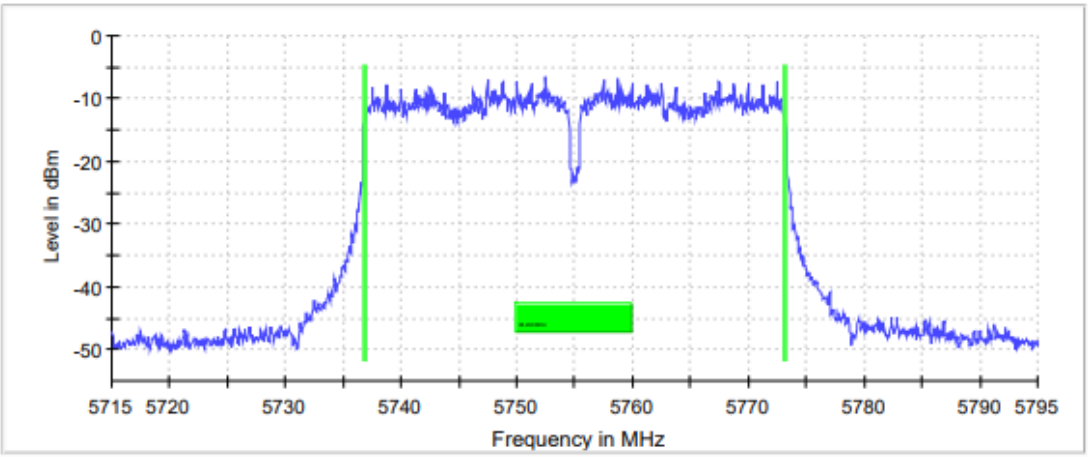

Highest Channel

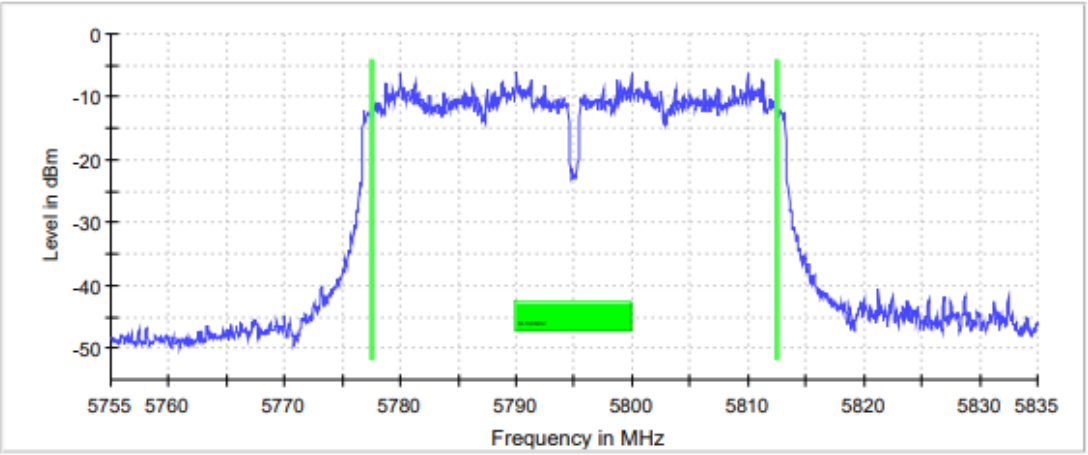

TEST RESULTS (Cont.)	

Measurement

Setting	Instrument Value	Instrument Value
Start Frequency	5.71500 GHz	5.75500 GHz
Stop Frequency	5.79500 GHz	5.83500 GHz
Span	80.000 MHz	80.000 MHz
RBW	100.000 kHz	100.000 kHz
VBW	300.000 kHz	300.000 kHz
Sweep Points	1600	1600
Sweep time	94.727 µs	94.727 µs
Reference Level	0.000 dBm	0.000 dBm
Attenuation	20.000 dB	20.000 dB
Detector	Max Peak	Max Peak
Sweep Count	200	200
Filter	3 dB	3 dB
Trace Mode	Max Hold	Max Hold
Sweep type	FFT	FFT
Preamp	off	off
Stable mode	Trace	Trace
Stable value	0.30 dB	0.30 dB
Run	76 / max. 150	100 / max. 150
Stable	5 / 5	5 / 5
Max Stable Difference	0.29 dB	0.29 dB

TESTED SAMPLES:	S/01
TESTED CONDITIONS MODES:	TC#03* (ac Mode SISO Radio B)
TEST RESULTS:	PASS

*Tested worst case from n40 and ac40 modulation.

Bandwidth: 40 MHz

	Lowest frequency 5755 MHz	Highest frequency 5795 MHz
6dB Bandwidth (MHz)	36.150	36.450

Lowest Channel

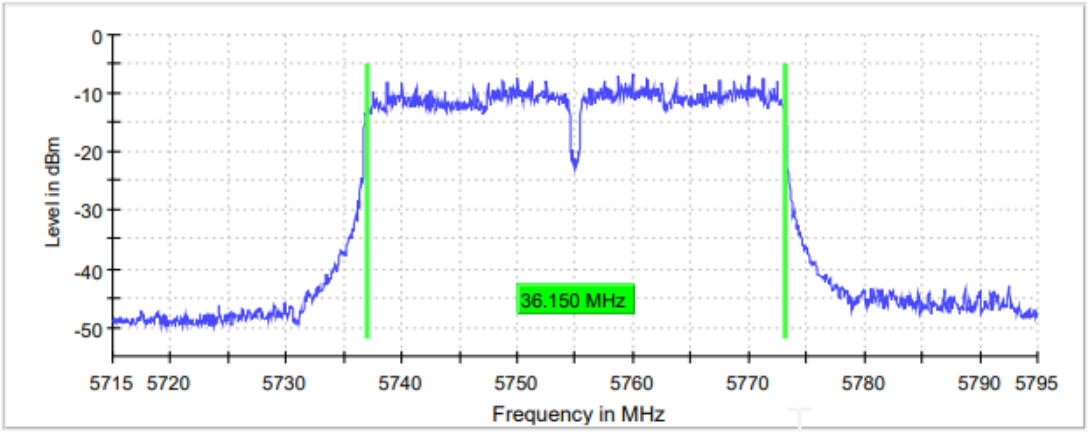

Highest Channel

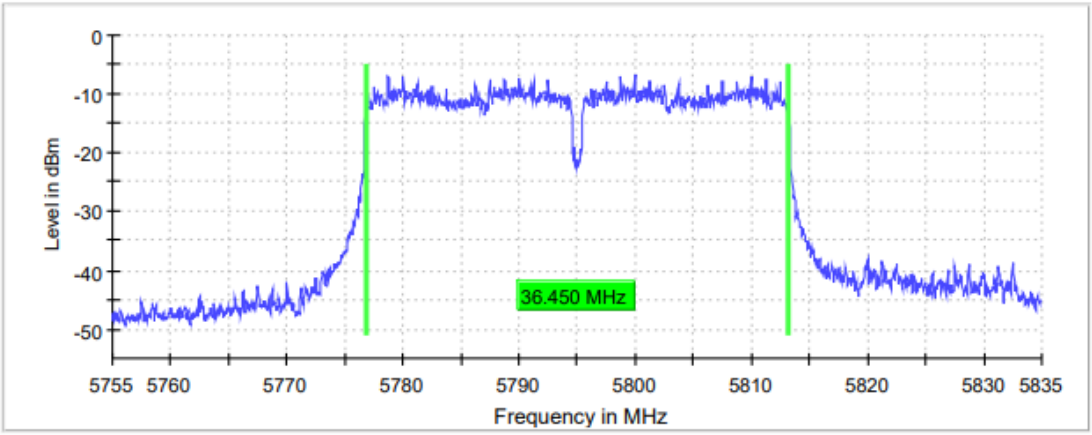

TEST RESULTS (Cont.)	

Measurement

Setting	Instrument Value	Instrument Value
Start Frequency	5.71500 GHz	5.75500 GHz
Stop Frequency	5.79500 GHz	5.83500 GHz
Span	80.000 MHz	80.000 MHz
RBW	100.000 kHz	100.000 kHz
VBW	300.000 kHz	300.000 kHz
Sweep Points	1600	1600
Sweep time	94.727 µs	94.727 µs
Reference Level	0.000 dBm	0.000 dBm
Attenuation	20.000 dB	20.000 dB
Detector	Max Peak	Max Peak
Sweep Count	200	200
Filter	3 dB	3 dB
Trace Mode	Max Hold	Max Hold
Sweep type	FFT	FFT
Preamp	off	off
Stable mode	Trace	Trace
Stable value	0.30 dB	0.30 dB
Run	98 / max. 150	102 / max. 150
Stable	5 / 5	5 / 5
Max Stable Difference	0.16 dB	0.15 dB

TESTED SAMPLES:	S/01
TESTED CONDITIONS MODES:	TC#03* (ac Mode MIMO Radio A+B)
TEST RESULTS:	PASS

*Tested worst case from n40 and ac40 modulation.

Bandwidth: 40 MHz

	Lowest frequency 5755 MHz	Highest frequency 5795 MHz
6dB Bandwidth (MHz)	36.450	36.150

Lowest Channel

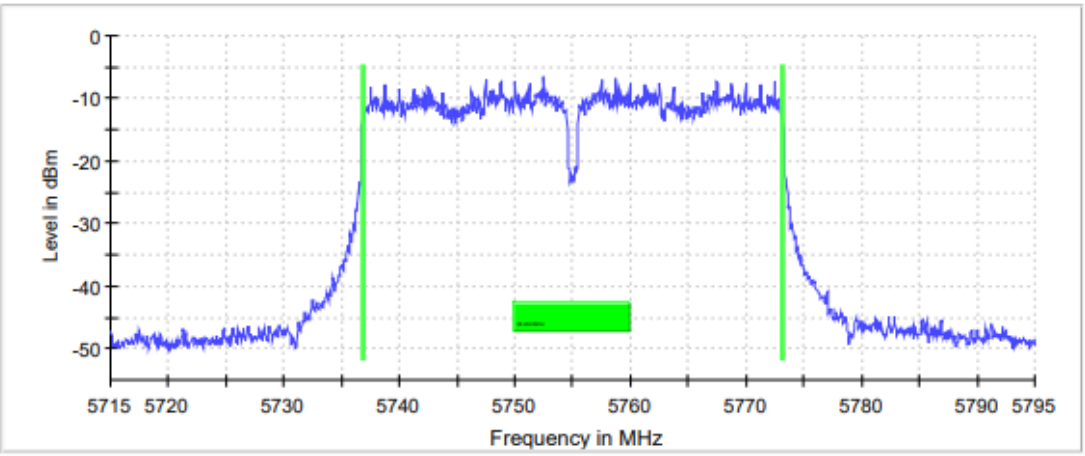

Middle Channel

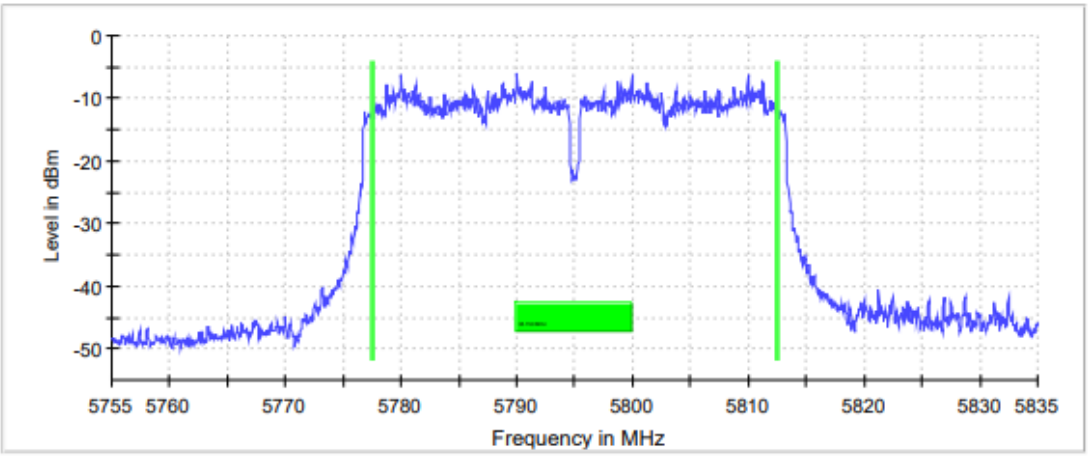

TEST RESULTS (Cont.)	

Highest Channel

Measurement

Setting	Instrument Value	Instrument Value
Start Frequency	5.71500 GHz	5.75500 GHz
Stop Frequency	5.79500 GHz	5.83500 GHz
Span	80.000 MHz	80.000 MHz
RBW	100.000 kHz	100.000 kHz
VBW	300.000 kHz	300.000 kHz
Sweep Points	1600	1600
Sweep time	94.727 µs	94.727 µs
Reference Level	0.000 dBm	0.000 dBm
Attenuation	20.000 dB	20.000 dB
Detector	Max Peak	Max Peak
Sweep Count	200	200
Filter	3 dB	3 dB
Trace Mode	Max Hold	Max Hold
Sweep type	FFT	FFT
Preamp	off	off
Stable mode	Trace	Trace
Stable value	0.30 dB	0.30 dB
Run	76 / max. 150	100 / max. 150
Stable	5 / 5	5 / 5
Max Stable Difference	0.29 dB	0.29 dB

TESTED SAMPLES:	S/01
TESTED CONDITIONS MODES:	TC#03 (ac Mode SISO Radio A)
TEST RESULTS:	PASS

Bandwidth: 80 MHz

	Lowest frequency 5775 MHz
6dB Bandwidth (MHz)	76.550

Lowest Channel

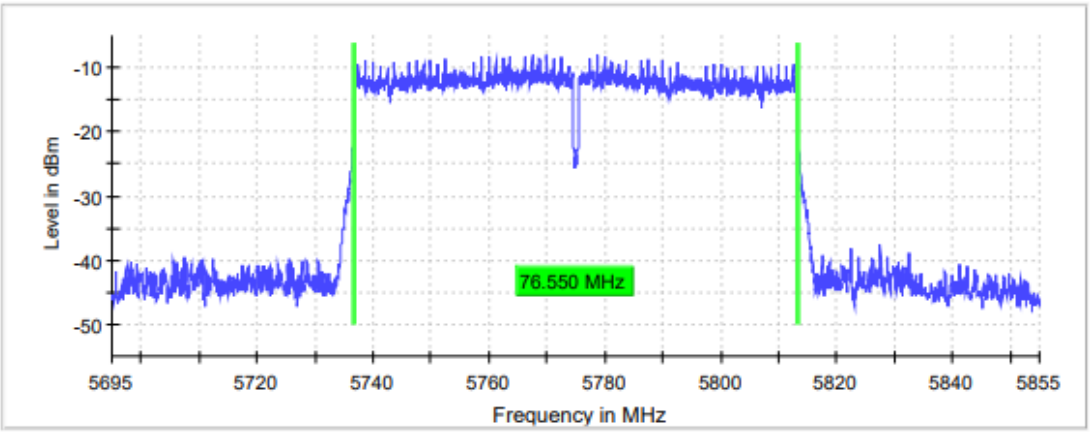

Measurement

Setting	Instrument Value
Start Frequency	5.69500 GHz
Stop Frequency	5.85500 GHz
Span	160.000 MHz
RBW	100.000 kHz
VBW	300.000 kHz
Sweep Points	3200
Sweep time	189.453 µs
Reference Level	0.000 dBm
Attenuation	20.000 dB
Detector	Max Peak
Sweep Count	200
Filter	3 dB
Trace Mode	Max Hold
Sweep type	FFT
Preamp	Off
Stable mode	Trace
Stable value	0.30 dB
Run	112 / max. 150
Stable	5 / 5
Max Stable Difference	0.06 dB

TESTED SAMPLES:	S/01
TESTED CONDITIONS MODES:	TC#03 (ac Mode SISO Radio B)
TEST RESULTS:	PASS

Bandwidth: 80 MHz

	Lowest frequency 5775 MHz
6dB Bandwidth (MHz)	76.500

Lowest Channel

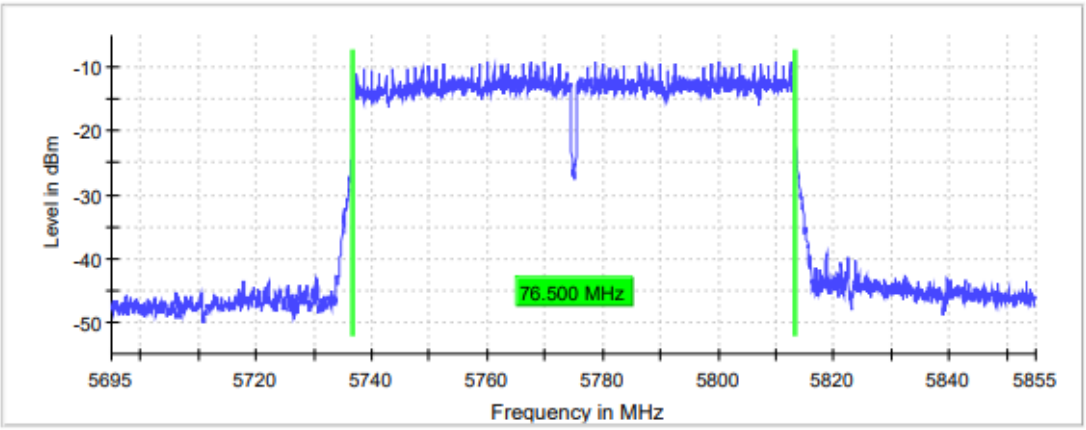

Measurement

Setting	Instrument Value
Start Frequency	5.69500 GHz
Stop Frequency	5.85500 GHz
Span	160.000 MHz
RBW	100.000 kHz
VBW	300.000 kHz
Sweep Points	3200
Sweep time	189.453 µs
Reference Level	0.000 dBm
Attenuation	20.000 dB
Detector	Max Peak
Sweep Count	200
Filter	3 dB
Trace Mode	Max Hold
Sweep type	FFT
Preamp	Off
Stable mode	Trace
Stable value	0.30 dB
Run	111 / max. 150
Stable	5 / 5
Max Stable Difference	0.13 dB

TESTED SAMPLES:	S/01
TESTED CONDITIONS MODES:	TC#03 (ac Mode MIMO Radio A+B)
TEST RESULTS:	PASS

Bandwidth: 80 MHz

	Lowest frequency 5775 MHz
6dB Bandwidth (MHz)	76.400

Lowest Channel

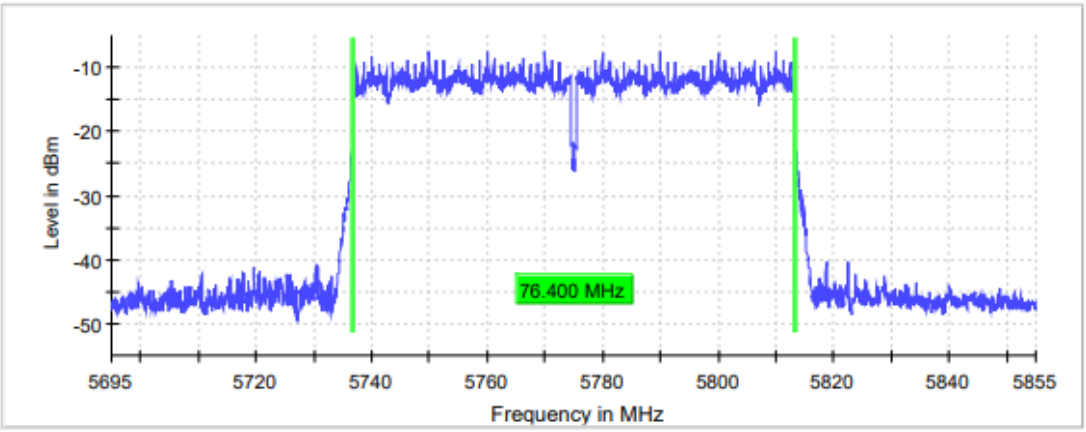

Measurement

Setting	Instrument Value
Start Frequency	5.69500 GHz
Stop Frequency	5.85500 GHz
Span	160.000 MHz
RBW	100.000 kHz
VBW	300.000 kHz
Sweep Points	3200
Sweep time	189.453 µs
Reference Level	0.000 dBm
Attenuation	20.000 dB
Detector	Max Peak
Sweep Count	200
Filter	3 dB
Trace Mode	Max Hold
Sweep type	FFT
Preamp	Off
Stable mode	Trace
Stable value	0.30 dB
Run	103 / max. 150
Stable	5 / 5
Max Stable Difference	0.00 dB

TESTED SAMPLES:	S/01
TESTED CONDITIONS MODES:	TC#04 (ax Mode SISO Radio A)
TEST RESULTS:	PASS

Bandwidth: 20 MHz

	Lowest frequency 5745 MHz	Middle frequency 5785 MHz	Highest frequency 5825 MHz
6dB Bandwidth (MHz)	18.800	19.000	18.750

Lowest Channel

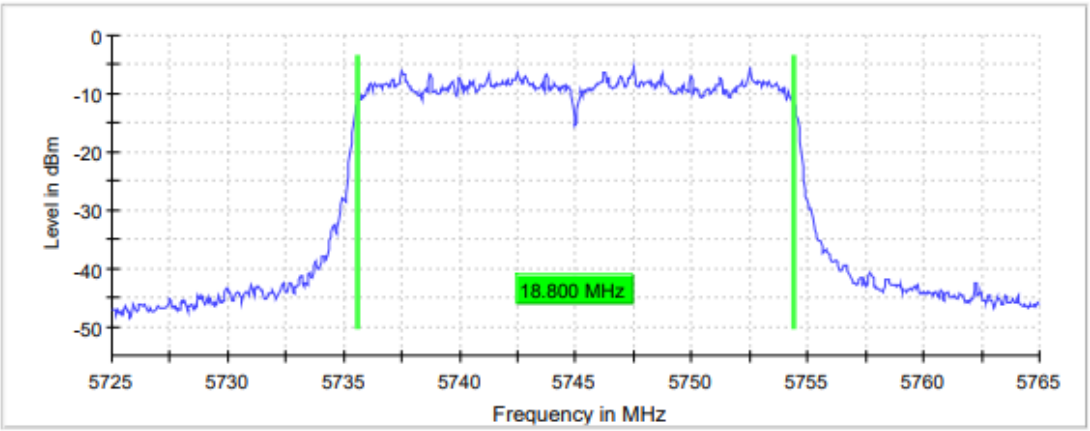

Middle Channel

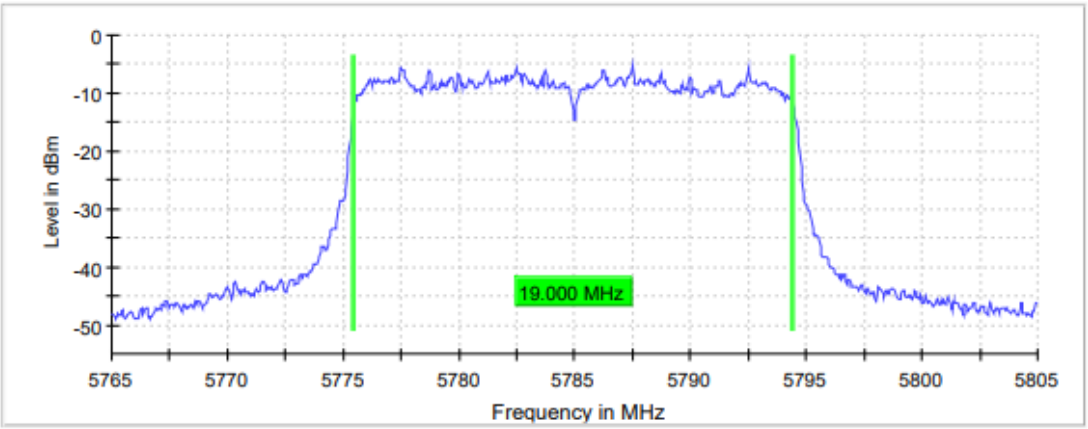

TEST RESULTS (Cont.)	

Highest Channel

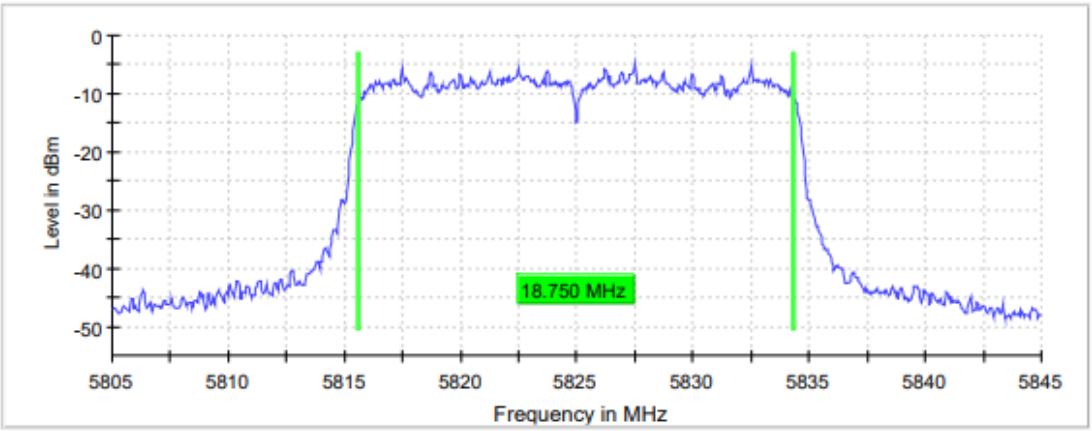

Measurement

Setting	Instrument Value	Instrument Value	Instrument Value
Start Frequency	5.72500 GHz	5.76500 GHz	5.80500 GHz
Stop Frequency	5.76500 GHz	5.80500 GHz	5.84500 GHz
Span	40.000 MHz	40.000 MHz	40.000 MHz
RBW	100.000 kHz	100.000 kHz	100.000 kHz
VBW	300.000 kHz	300.000 kHz	300.000 kHz
Sweep Points	800	800	800
Sweep time	56.836 µs	56.836 µs	56.836 µs
Reference Level	0.000 dBm	0.000 dBm	0.000 dBm
Attenuation	20.000 dB	20.000 dB	20.000 dB
Detector	Max Peak	Max Peak	Max Peak
Sweep Count	200	200	200
Filter	3 dB	3 dB	3 dB
Trace Mode	Max Hold	Max Hold	Max Hold
Sweep type	FFT	FFT	FFT
Preamp	off	off	off
Stable mode	Trace	Trace	Trace
Stable value	0.30 dB	0.30 dB	0.30 dB
Run	107 / max. 150	104 / max. 150	88 / max. 150
Stable	5 / 5	5 / 5	5 / 5
Max Stable Difference	0.25 dB	0.25 dB	0.01 dB

TESTED SAMPLES:	S/01
TESTED CONDITIONS MODES:	TC#04 (ax Mode SISO Radio B)
TEST RESULTS:	PASS

Bandwidth: 20 MHz

	Lowest frequency 5745 MHz	Middle frequency 5785 MHz	Highest frequency 5825 MHz
6dB Bandwidth (MHz)	18.750	18.750	18.750

Lowest Channel

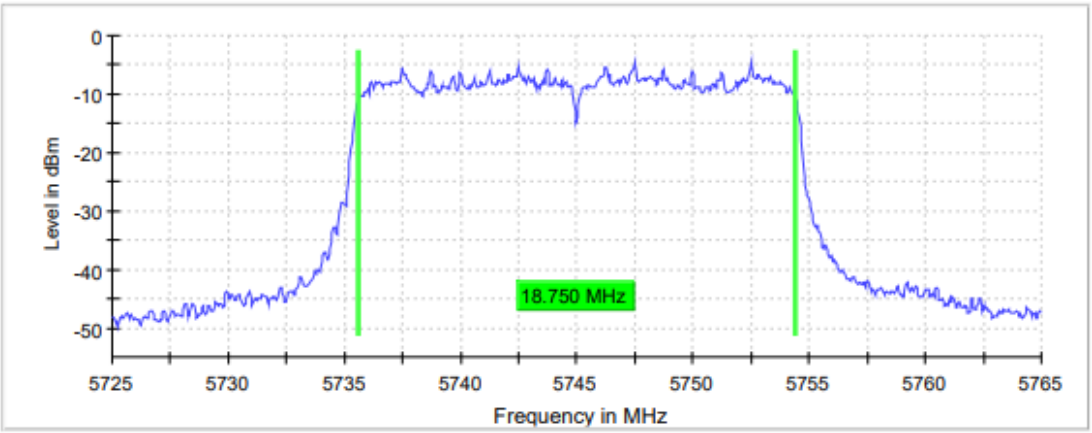

Middle Channel

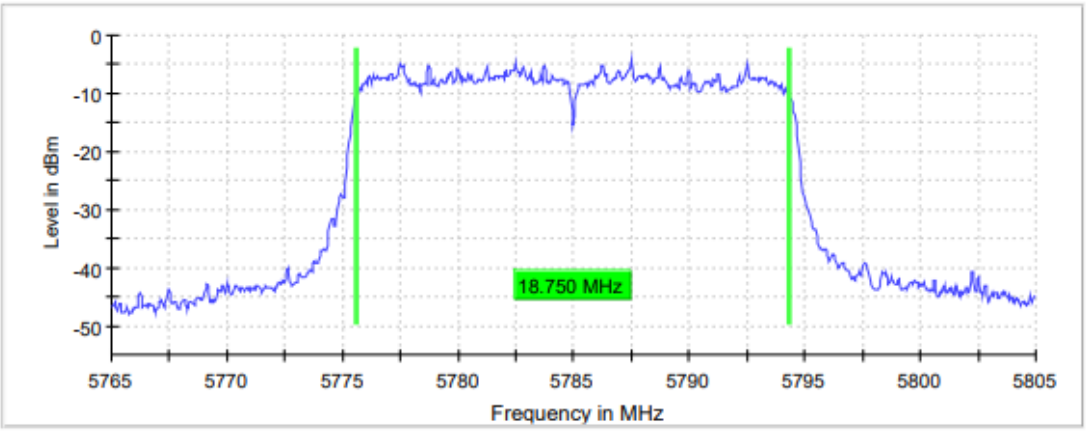

TEST RESULTS (Cont.)	

Highest Channel

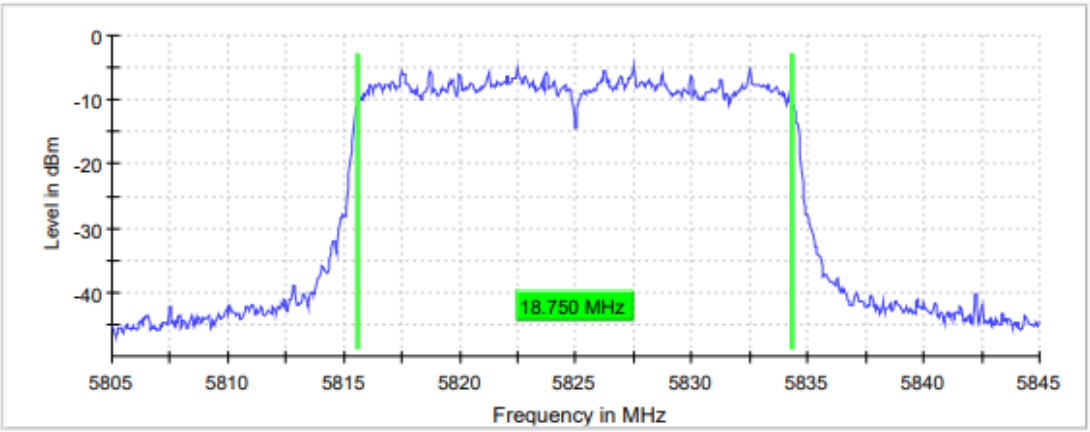

Measurement

Setting	Instrument Value	Instrument Value	Instrument Value
Start Frequency	5.72500 GHz	5.76500 GHz	5.80500 GHz
Stop Frequency	5.76500 GHz	5.80500 GHz	5.84500 GHz
Span	40.000 MHz	40.000 MHz	40.000 MHz
RBW	100.000 kHz	100.000 kHz	100.000 kHz
VBW	300.000 kHz	300.000 kHz	300.000 kHz
Sweep Points	800	800	800
Sweep time	56.836 µs	56.836 µs	56.836 µs
Reference Level	0.000 dBm	0.000 dBm	0.000 dBm
Attenuation	20.000 dB	20.000 dB	20.000 dB
Detector	Max Peak	Max Peak	Max Peak
Sweep Count	200	200	200
Filter	3 dB	3 dB	3 dB
Trace Mode	Max Hold	Max Hold	Max Hold
Sweep type	FFT	FFT	FFT
Preamp	off	off	off
Stable mode	Trace	Trace	Trace
Stable value	0.30 dB	0.30 dB	0.30 dB
Run	57 / max. 150	83 / max. 150	108 / max. 150
Stable	5 / 5	5 / 5	5 / 5
Max Stable Difference	0.13 dB	0.08 dB	0.00 dB

TESTED SAMPLES:	S/01
TESTED CONDITIONS MODES:	TC#04* (ax Mode MIMO Radio A+B)
TEST RESULTS:	PASS

Bandwidth: 20 MHz

	Lowest frequency 5745 MHz	Middle frequency 5785 MHz	Highest frequency 5825 MHz
6dB Bandwidth (MHz)	19.000	19.000	18.350

Lowest Channel

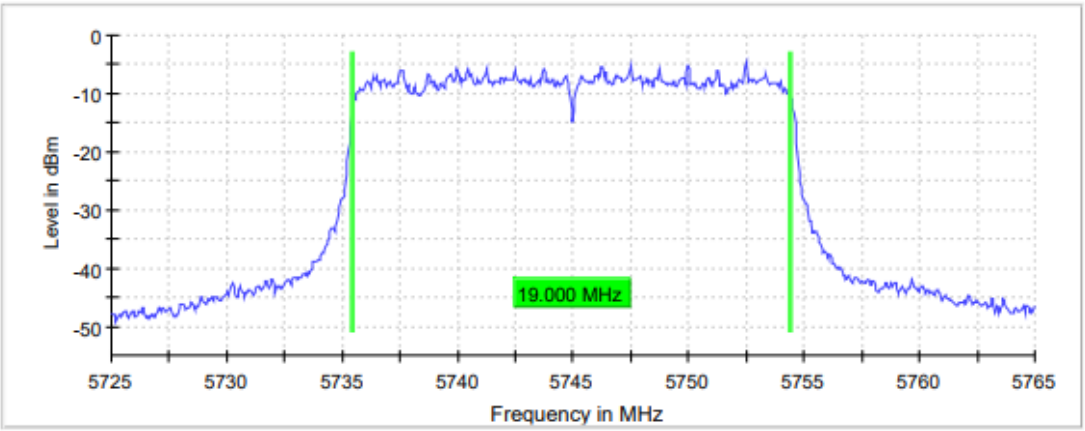

Middle Channel

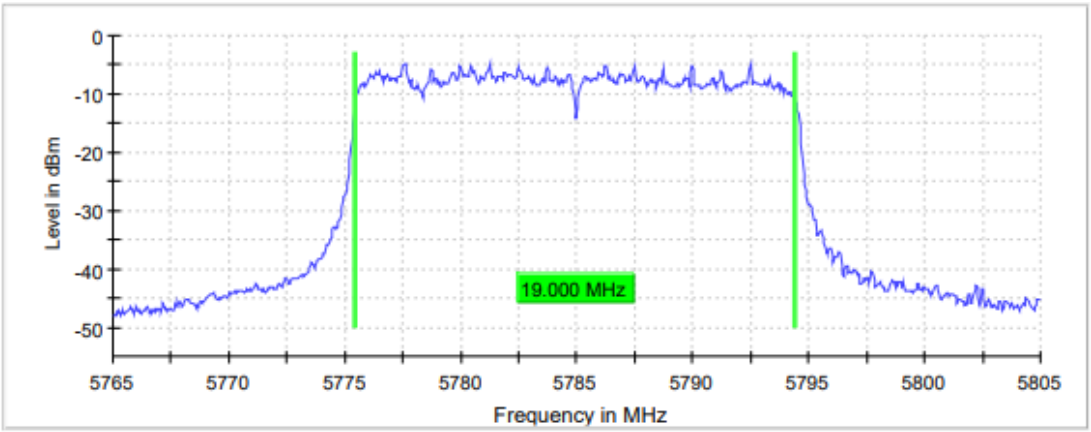

TEST RESULTS (Cont.)	

Highest Channel

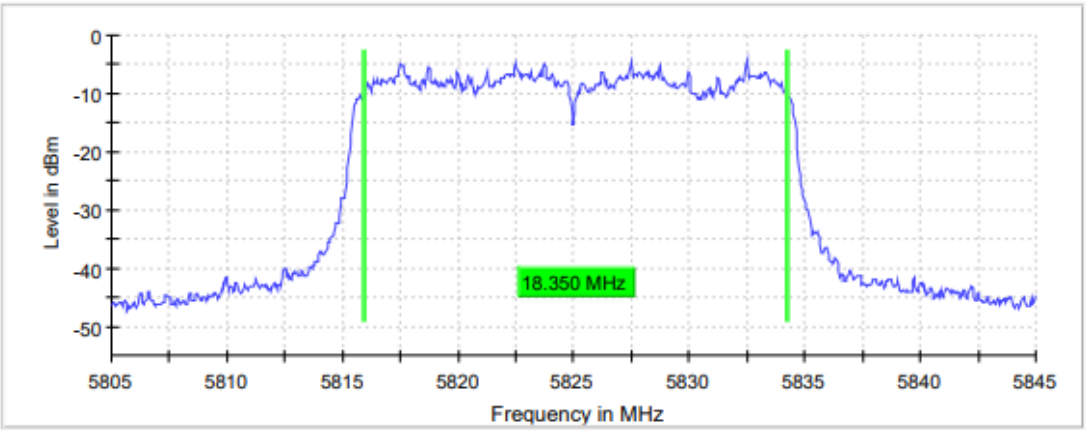

Measurement

Setting	Instrument Value	Instrument Value	Instrument Value
Start Frequency	5.72500 GHz	5.76500 GHz	5.80500 GHz
Stop Frequency	5.76500 GHz	5.80500 GHz	5.84500 GHz
Span	40.000 MHz	40.000 MHz	40.000 MHz
RBW	100.000 kHz	100.000 kHz	100.000 kHz
VBW	300.000 kHz	300.000 kHz	300.000 kHz
Sweep Points	800	800	800
Sweep time	56.836 µs	56.836 µs	56.836 µs
Reference Level	0.000 dBm	0.000 dBm	0.000 dBm
Attenuation	20.000 dB	20.000 dB	20.000 dB
Detector	Max Peak	Max Peak	Max Peak
Sweep Count	200	200	200
Filter	3 dB	3 dB	3 dB
Trace Mode	Max Hold	Max Hold	Max Hold
Sweep type	FFT	FFT	FFT
Preamp	off	off	off
Stable mode	Trace	Trace	Trace
Stable value	0.30 dB	0.30 dB	0.30 dB
Run	114 / max. 150	99 / max. 150	100 / max. 150
Stable	5 / 5	5 / 5	5 / 5
Max Stable Difference	0.19 dB	0.01 dB	0.27 dB

TESTED SAMPLES:	S/01
TESTED CONDITIONS MODES:	TC#04 (ax Mode SISO Radio A)
TEST RESULTS:	PASS

Bandwidth: 40 MHz

	Lowest frequency 5755 MHz	Highest frequency 5795 MHz
6dB Bandwidth (MHz)	37.650	37.400

Lowest Channel

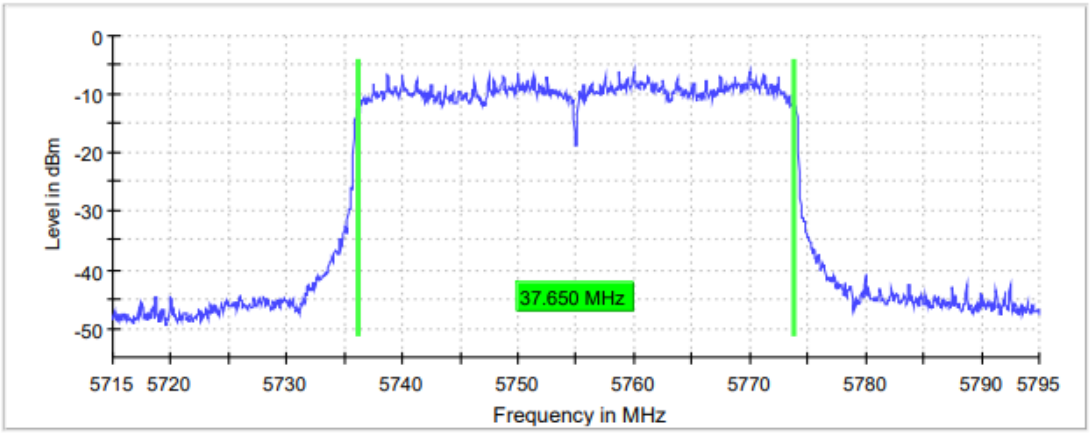

Highest Channel

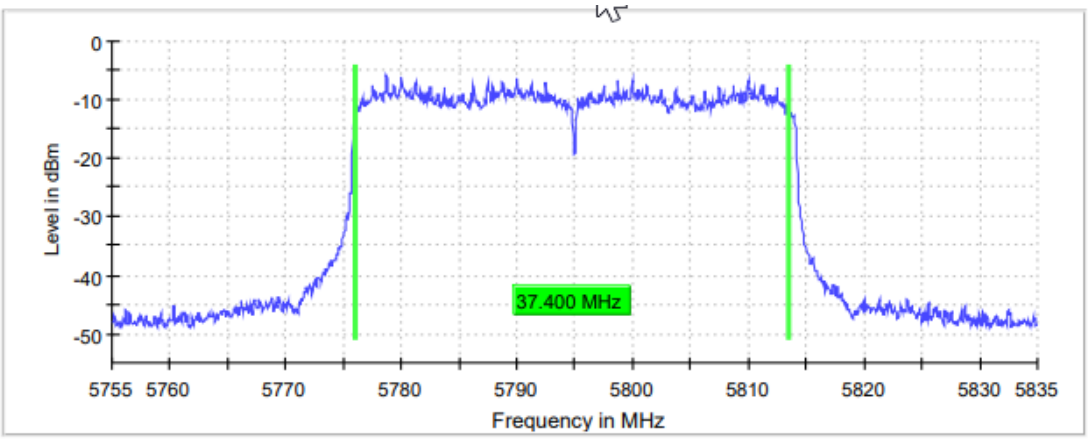

TEST RESULTS (Cont.)	

Measurement

Setting	Instrument Value	Instrument Value
Start Frequency	5.71500 GHz	5.75500 GHz
Stop Frequency	5.79500 GHz	5.83500 GHz
Span	80.000 MHz	80.000 MHz
RBW	100.000 kHz	100.000 kHz
VBW	300.000 kHz	300.000 kHz
Sweep Points	1600	1600
Sweep time	94.727 µs	94.727 µs
Reference Level	0.000 dBm	0.000 dBm
Attenuation	20.000 dB	20.000 dB
Detector	Max Peak	Max Peak
Sweep Count	200	200
Filter	3 dB	3 dB
Trace Mode	Max Hold	Max Hold
Sweep type	FFT	FFT
Preamp	off	off
Stable mode	Trace	Trace
Stable value	0.30 dB	0.30 dB
Run	114 / max. 150	89 / max. 150
Stable	5 / 5	5 / 5
Max Stable Difference	0.06 dB	0.22 dB

TESTED SAMPLES:	S/01
TESTED CONDITIONS MODES:	TC#04* (ax Mode SISO Radio B)
TEST RESULTS:	PASS

*Tested worst case from n40 and ac40 modulation.

Bandwidth: 40 MHz

	Lowest frequency 5755 MHz	Highest frequency 5795 MHz
6dB Bandwidth (MHz)	37.300	37.400

Lowest Channel

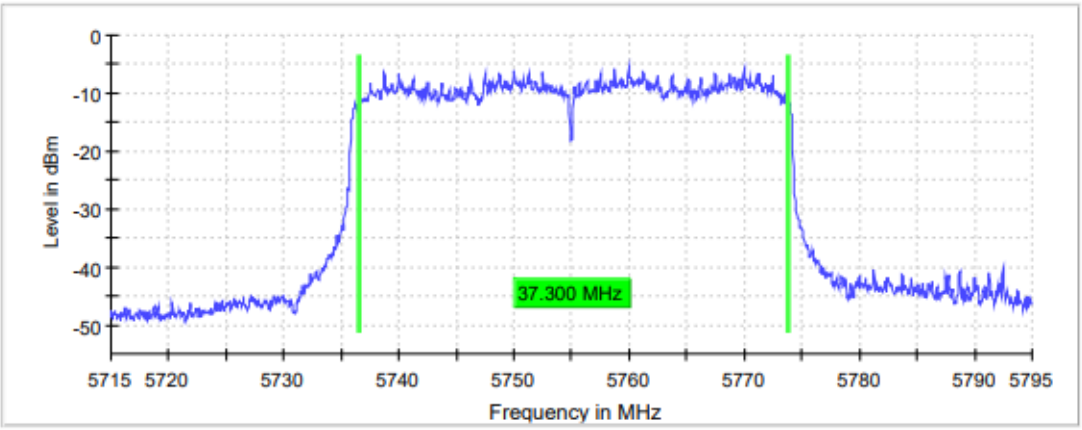

Highest Channel

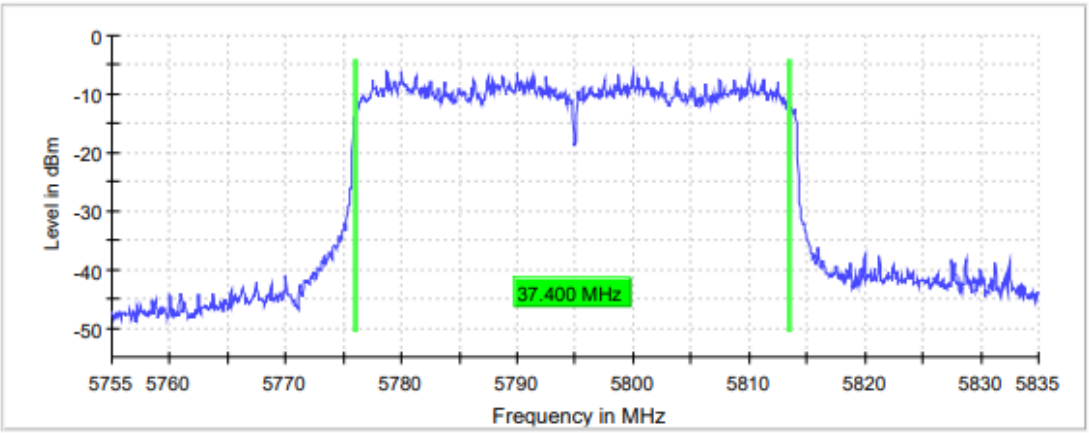

TEST RESULTS (Cont.)	

Measurement

Setting	Instrument Value	Instrument Value
Start Frequency	5.71500 GHz	5.75500 GHz
Stop Frequency	5.79500 GHz	5.83500 GHz
Span	80.000 MHz	80.000 MHz
RBW	100.000 kHz	100.000 kHz
VBW	300.000 kHz	300.000 kHz
Sweep Points	1600	1600
Sweep time	94.727 µs	94.727 µs
Reference Level	0.000 dBm	0.000 dBm
Attenuation	20.000 dB	20.000 dB
Detector	Max Peak	Max Peak
Sweep Count	200	200
Filter	3 dB	3 dB
Trace Mode	Max Hold	Max Hold
Sweep type	FFT	FFT
Preamp	off	off
Stable mode	Trace	Trace
Stable value	0.30 dB	0.30 dB
Run	112 / max. 150	125 / max. 150
Stable	5 / 5	5 / 5
Max Stable Difference	0.23 dB	0.06 dB

TESTED SAMPLES:	S/01
TESTED CONDITIONS MODES:	TC#04* (ax Mode MIMO Radio A+B)
TEST RESULTS:	PASS

*Tested worst case from n40 and ac40 modulation.

Bandwidth: 40 MHz

	Lowest frequency 5755 MHz	Highest frequency 5795 MHz
6dB Bandwidth (MHz)	35.700	37.200

Lowest Channel

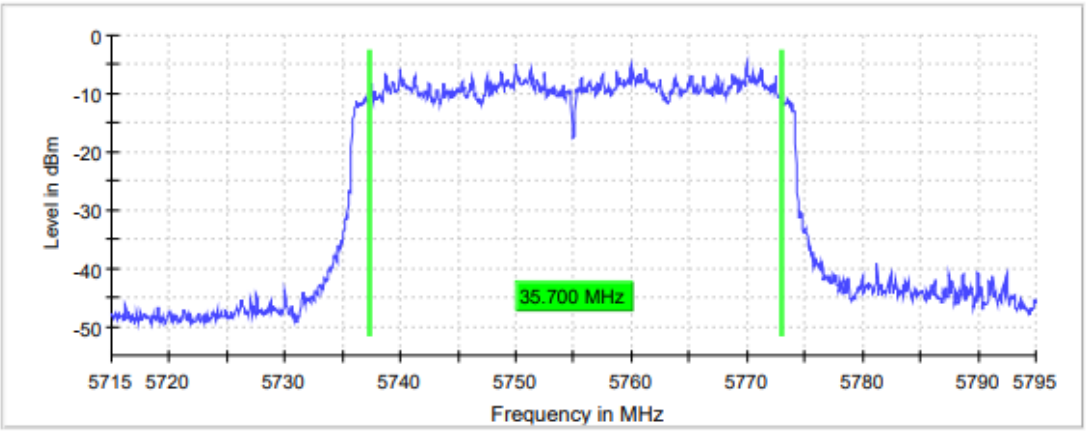
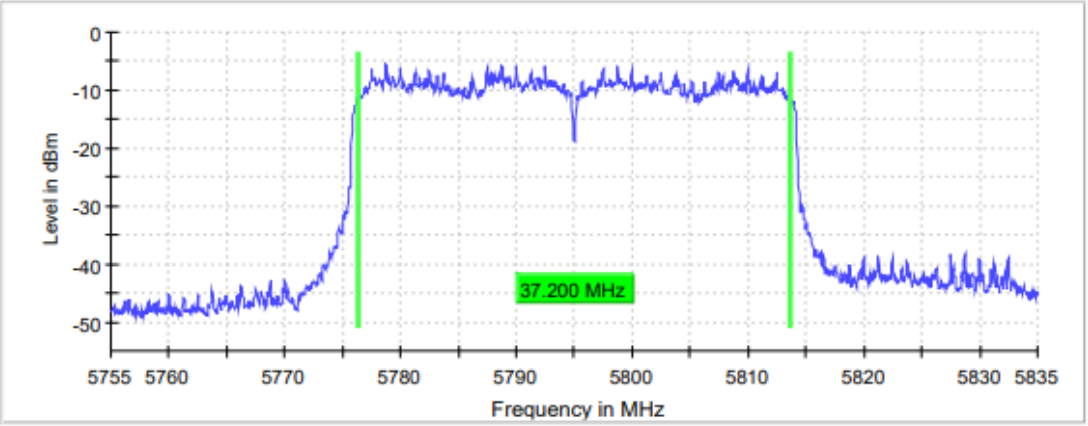
Highest Channel