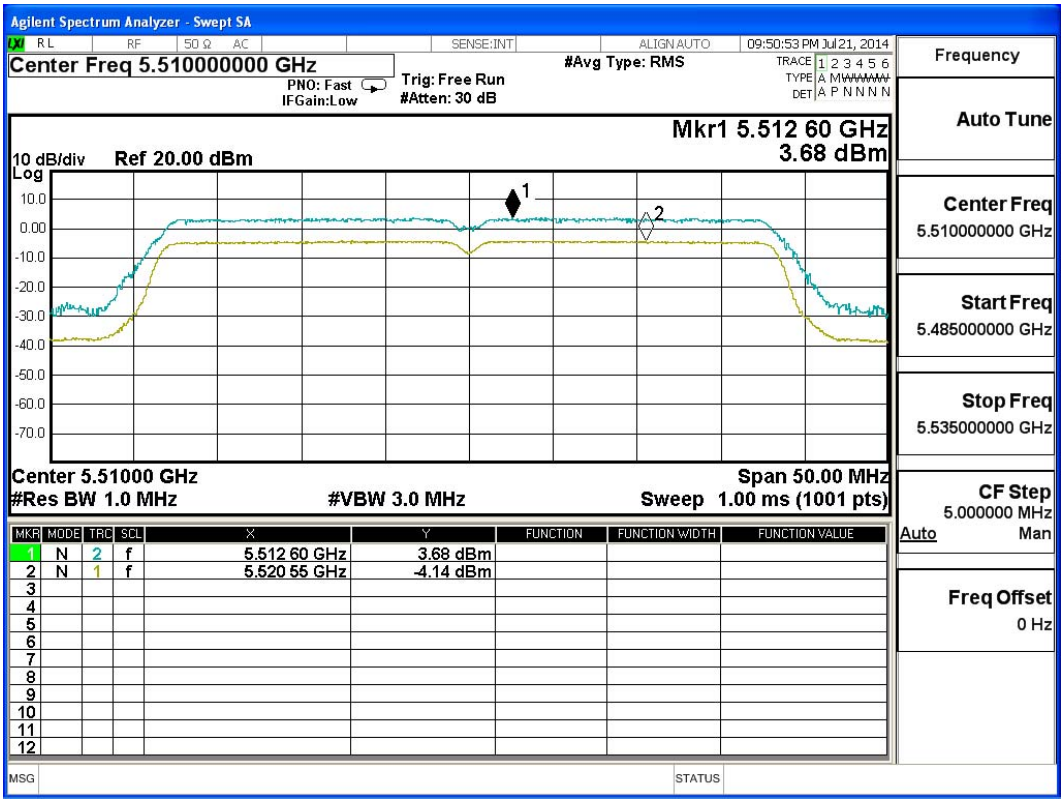
Agilent Spectrum Analyzer - Swept SA
Center Freq 5.510000000 GHz
PNO: Fast
IFGain:Low
Trig: Free Run
#Atten: 30 dB
#Avg Type: RMS
09:50:53 PM Jul 21, 2014
Mkr1 5.512 60 GHz
3.68 dBm
10 dB/div
Ref 20.00 dBm
Log
Center 5.51000 GHz
#Res BW 1.0 MHz
#VBW 3.0 MHz
Span 50.00 MHz
Sweep 1.00 ms (1001 pts)
1 N 2 f 5.512 60 GHz 3.68 dBm
2 N 1 f 5.520 55 GHz -4.14 dBm
Frequency
Auto Tune
Center Freq
5.510000000 GHz
Start Freq
5.485000000 GHz
Stop Freq
5.535000000 GHz
CF Step
5.000000 MHz
Auto Man
Freq Offset
0 Hz

6. Radiated Emission

6.1. Test Equipment

The following test equipments are used during the radiated emission test:

Test Site	Equipment		Manufacturer	Model No./Serial No.	Last Cal.
☒Site # 3	X	Loop Antenna	Teseq	HLA6120 / 26739	Jul., 2014
	X	Bilog Antenna	Schaffner Chase	CBL6112B/2673	Sep., 2013
	X	Horn Antenna	Schwarzbeck	BBHA9120D/D305	Sep., 2013
	X	Horn Antenna	Schwarzbeck	BBHA9170/208	Jul., 2014
	X	Pre-Amplifier	QTK	QTK-AMP-03 / 0003	May, 2014
	X	Pre-Amplifier	QTK	AP-180C / CHM_0906076	Sep., 2013
	X	Pre-Amplifier	MITEQ	AMF-4D-180400-45-6P/ 925975	Mar., 2014
	X	Spectrum Analyzer	Agilent	E4407B / US39440758	May, 2014
	X	Test Receiver	R & S	ESCS 30/ 825442/018	Sep., 2013
	X	Coaxial Cable	QuieTek	QTK-CABLE/ CAB5	Feb., 2014
	X	Controller	QuieTek	QTK-CONTROLLER/ CTRL3	N/A
	X	Coaxial Switch	Anritsu	MP59B/6200265729	N/A

Note: 1. All equipments are calibrated with traceable calibrations. Each calibration is traceable to the national or international standards.
2. The test instruments marked with "X" are used to measure the final test results.

6.2. Test Setup

Radiated Emission Below 1GHz

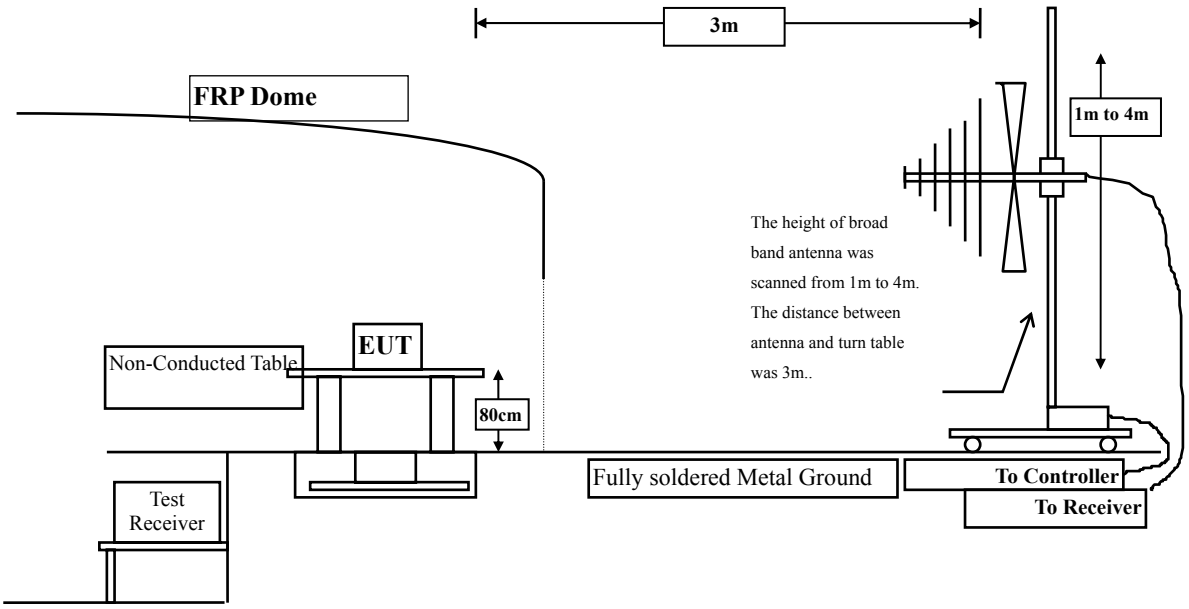

Radiated Emission Above 1GHz

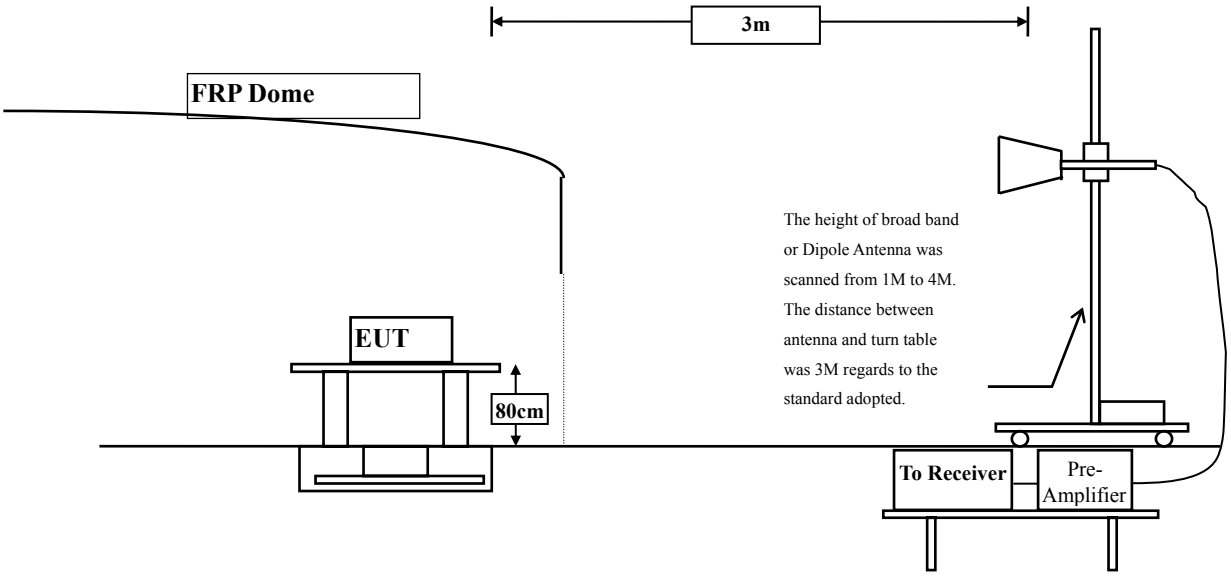

6.3. Limits

Emissions radiated outside of the specified frequency bands, except for harmonics, shall be attenuated by at least 20dB below the level of the fundamental or to the general radiated emission limits in paragraph 15.209, whichever is the lesser attenuation.

FCC Part 15 Subpart C Paragraph 15.209(a) Limits		
Frequency MHz	Field strength (microvolts/meter)	Measurement distance (meter)
0.009-0.490	2400/F(kHz)	300
0.490-1.705	24000/F(kHz)	30
1.705-30	30	30
30-88	100	40
88-216	150	43.5
216-960	200	46
Above 960	500	54

Remarks: E field strength (dBμV/m) = 20 log E field strength (uV/m)

6.4. Test Procedure

The EUT was setup according to ANSI C63.10, 2009 and tested according to FCC KDB-789033 test procedure for compliance to FCC 47CFR 15. 407 requirements.
The EUT is placed on a turn table which is 0.8 meter above ground. The turn table is rotated 360 degrees to determine the position of the maximum emission level. The EUT was positioned such that the distance from antenna to the EUT was 3 meters.
The antenna is scanned from 1 meter to 4 meters to find out the maximum emission level. This is repeated for both horizontal and vertical polarization of the antenna. In order to find the maximum emission, all of the interface cables were manipulated according to ANSI C63.10:2009 on radiated measurement.
The resolution bandwidth below 30MHz setting on the field strength meter is 9kHz and 30MHz~1GHz is 120kHz and above 1GHz is 1MHz.
Radiated emission measurements below 30MHz are made using Loop Antenna and 30MHz~1GHz are made using broadband Bilog antenna and above 1GHz are made using Horn Antennas.
The measurement is divided into the Preliminary Measurement and the Final Measurement.
The suspected frequencies are searched for in Preliminary Measurement with the measurement antenna kept pointed at the source of the emission both in azimuth and elevation, with the polarization of the antenna oriented for maximum response. The antenna is pointed at an angle towards the source of the emission, and the EUT is rotated in both height and polarization to maximize the measured emission. The emission is kept within the illumination area of the 3 dB bandwidth of the antenna.
The worst radiated emission is measured in the Open Area Test Site on the Final Measurement.
The measurement frequency range form 9kHz - 10th Harmonic of fundamental was investigated.

6.5. Uncertainty

± 3.8 dB below 1GHz
± 3.9 dB above 1GHz

6.6. Test Result of Radiated Emission

Product : Play-Fi Wireless Speaker
Test Item : Harmonic Radiated Emission Data
Test Site : No.3 OATS
Test Mode : Mode 1: Transmit (802.11a-6Mbps) (5180MHz)

Frequency MHz	Correct Factor dB	Reading Level dBμV	Measurement Level dBμV/m	Margin dB	Limit dBμV/m
Horizontal					
Peak Detector:					
10360.000	10.932	36.480	47.412	-26.588	74.000
15540.000	*	*	*	*	74.000
20720.000	*	*	*	*	74.000
25900.000	*	*	*	*	74.000
31080.000	*	*	*	*	74.000
36260.000	*	*	*	*	74.000
Average Detector:					
--					
Vertical					
Peak Detector:					
10360.000	12.436	36.230	48.665	-25.335	74.000
15540.000	*	*	*	*	74.000
20720.000	*	*	*	*	74.000
25900.000	*	*	*	*	74.000
31080.000	*	*	*	*	74.000
36260.000	*	*	*	*	74.000
Average Detector:					
--					

Note:

1. All Readings below 1GHz are Quasi-Peak, above 1GHz are performed with peak and/or average measurements as necessary.
2. Peak measurements: RBW = 1MHz, VBW = 3 MHz, Sweep: Auto.
3. Average measurements: RBW = 1MHz, VBW = 10 Hz, Sweep: Auto.
4. Measurement Level = Reading Level + Correct Factor.
5. Correct Factor = Antenna factor + Cable loss –Amplifier gain.
6. The average measurement was not performed when the peak measured data under the limit of average detection.
7. The emission levels of other frequencies are very lower than the limit and not show in test report.

Product : Play-Fi Wireless Speaker
Test Item : Harmonic Radiated Emission Data
Test Site : No.3 OATS
Test Mode : Mode 1: Transmit (802.11a-6Mbps) (5220MHz)

Frequency MHz	Correct Factor dB	Reading Level dBμV	Measurement Level dBμV/m	Margin dB	Limit dBμV/m
Horizontal					
Peak Detector:					
10440.000	9.725	36.570	46.295	-27.705	74.000
15660.000	*	*	*	*	74.000
20880.000	*	*	*	*	74.000
26100.000	*	*	*	*	74.000
Average Detector:					
--					
Vertical					
Peak Detector:					
10440.000	11.505	36.770	48.275	-25.725	74.000
15660.000	*	*	*	*	74.000
20880.000	*	*	*	*	74.000
26100.000	*	*	*	*	74.000
Average Detector:					
--					

Note:

1. All Readings below 1GHz are Quasi-Peak, above 1GHz are performed with peak and/or average measurements as necessary.
2. Peak measurements: RBW = 1MHz, VBW = 3 MHz, Sweep: Auto.
3. Average measurements: RBW = 1MHz, VBW = 10 Hz, Sweep: Auto.
4. Measurement Level = Reading Level + Correct Factor.
5. Correct Factor = Antenna factor + Cable loss –Amplifier gain.
6. The average measurement was not performed when the peak measured data under the limit of average detection.
7. The emission levels of other frequencies are very lower than the limit and not show in test report.

Product : Play-Fi Wireless Speaker
Test Item : Harmonic Radiated Emission Data
Test Site : No.3 OATS
Test Mode : Mode 1: Transmit (802.11a-6Mbps) (5240MHz)

Frequency MHz	Correct Factor dB	Reading Level dBμV	Measurement Level dBμV/m	Margin dB	Limit dBμV/m
Horizontal					
Peak Detector:					
10480.000	10.464	37.570	48.033	-25.967	74.000
15720.000	*	*	*	*	74.000
20960.000	*	*	*	*	74.000
26200.000	*	*	*	*	74.000
Average Detector:					
--					
Vertical					
Peak Detector:					
10480.000	12.399	37.840	50.239	-23.761	74.000
15720.000	*	*	*	*	74.000
20960.000	*	*	*	*	74.000
26200.000	*	*	*	*	74.000
Average Detector:					
--					

Note:
1. All Readings below 1GHz are Quasi-Peak, above 1GHz are performed with peak and/or average measurements as necessary.
2. Peak measurements: RBW = 1MHz, VBW = 3 MHz, Sweep: Auto.
3. Average measurements: RBW = 1MHz, VBW = 10 Hz, Sweep: Auto.
4. Measurement Level = Reading Level + Correct Factor.
5. Correct Factor = Antenna factor + Cable loss –Amplifier gain.
6. The average measurement was not performed when the peak measured data under the limit of average detection.
7. The emission levels of other frequencies are very lower than the limit and not show in test report.

Product : Play-Fi Wireless Speaker
Test Item : Harmonic Radiated Emission Data
Test Site : No.3 OATS
Test Mode : Mode 1: Transmit (802.11a-6Mbps) (5260MHz)

Frequency MHz	Correct Factor dB	Reading Level dBμV	Measurement Level dBμV/m	Margin dB	Limit dBμV/m
Horizontal					
Peak Detector:					
10520.000	11.531	35.970	47.501	-26.499	74.000
15780.000	*	*	*	*	74.000
21040.000	*	*	*	*	74.000
26300.000	*	*	*	*	74.000
Average Detector:					
--					
Vertical					
Peak Detector:					
10520.000	13.441	36.940	50.381	-23.619	74.000
15780.000	*	*	*	*	74.000
21040.000	*	*	*	*	74.000
26300.000	*	*	*	*	74.000
Average Detector:					
--					

Note:

1. All Readings below 1GHz are Quasi-Peak, above 1GHz are performed with peak and/or average measurements as necessary.
2. Peak measurements: RBW = 1MHz, VBW = 3 MHz, Sweep: Auto.
3. Average measurements: RBW = 1MHz, VBW = 10 Hz, Sweep: Auto.
4. Measurement Level = Reading Level + Correct Factor.
5. Correct Factor = Antenna factor + Cable loss –Amplifier gain.
6. The average measurement was not performed when the peak measured data under the limit of average detection.
7. The emission levels of other frequencies are very lower than the limit and not show in test report.

Product : Play-Fi Wireless Speaker
Test Item : Harmonic Radiated Emission Data
Test Site : No.3 OATS
Test Mode : Mode 1: Transmit (802.11a-6Mbps) (5300MHz)

Frequency MHz	Correct Factor dB	Reading Level dBμV	Measurement Level dBμV/m	Margin dB	Limit dBμV/m
Horizontal					
Peak Detector:					
10600.000	13.182	35.540	48.722	-25.278	74.000
15900.000	*	*	*	*	74.000
21200.000	*	*	*	*	74.000
26500.000	*	*	*	*	74.000
Average Detector:					
--					
Vertical					
Peak Detector:					
10600.000	14.717	36.220	50.937	-23.063	74.000
15900.000	*	*	*	*	74.000
21200.000	*	*	*	*	74.000
26500.000	*	*	*	*	74.000
Average Detector:					
--					

Note:

1. All Readings below 1GHz are Quasi-Peak, above 1GHz are performed with peak and/or average measurements as necessary.
2. Peak measurements: RBW = 1MHz, VBW = 3 MHz, Sweep: Auto.
3. Average measurements: RBW = 1MHz, VBW = 10 Hz, Sweep: Auto.
4. Measurement Level = Reading Level + Correct Factor.
5. Correct Factor = Antenna factor + Cable loss –Amplifier gain.
6. The average measurement was not performed when the peak measured data under the limit of average detection.
7. The emission levels of other frequencies are very lower than the limit and not show in test report.

Product : Play-Fi Wireless Speaker
Test Item : Harmonic Radiated Emission Data
Test Site : No.3 OATS
Test Mode : Mode 1: Transmit (802.11a-6Mbps) (5320MHz)

Frequency MHz	Correct Factor dB	Reading Level dBμV	Measurement Level dBμV/m	Margin dB	Limit dBμV/m
Horizontal					
Peak Detector:					
10640.000	12.912	36.320	49.232	-24.768	74.000
15960.000	*	*	*	*	74.000
21280.000	*	*	*	*	74.000
26600.000	*	*	*	*	74.000
Average Detector:					
--					
Vertical					
Peak Detector:					
10640.000	14.585	36.640	51.225	-22.775	74.000
15960.000	*	*	*	*	74.000
21280.000	*	*	*	*	74.000
26600.000	*	*	*	*	74.000
Average Detector:					
--					

Note:

1. All Readings below 1GHz are Quasi-Peak, above 1GHz are performed with peak and/or average measurements as necessary.
2. Peak measurements: RBW = 1MHz, VBW = 3 MHz, Sweep: Auto.
3. Average measurements: RBW = 1MHz, VBW = 10 Hz, Sweep: Auto.
4. Measurement Level = Reading Level + Correct Factor.
5. Correct Factor = Antenna factor + Cable loss –Amplifier gain.
6. The average measurement was not performed when the peak measured data under the limit of average detection.
7. The emission levels of other frequencies are very lower than the limit and not show in test report.

Product : Play-Fi Wireless Speaker
Test Item : Harmonic Radiated Emission Data
Test Site : No.3 OATS
Test Mode : Mode 1: Transmit (802.11a-6Mbps) (5500MHz)

Frequency MHz	Correct Factor dB	Reading Level dBμV	Measurement Level dBμV/m	Margin dB	Limit dBμV/m
Horizontal					
Peak Detector:					
11000.000	12.513	36.340	48.853	-25.147	74.000
16500.000	*	*	*	*	74.000
22000.000	*	*	*	*	74.000
27500.000	*	*	*	*	74.000
Average Detector:					
--					
Vertical					
Peak Detector:					
11000.000	14.635	36.550	51.185	-22.815	74.000
16500.000	*	*	*	*	74.000
22000.000	*	*	*	*	74.000
27500.000	*	*	*	*	74.000
Average Detector:					
--					

Note:
1. All Readings below 1GHz are Quasi-Peak, above 1GHz are performed with peak and/or average measurements as necessary.
2. Peak measurements: RBW = 1MHz, VBW = 3 MHz, Sweep: Auto.
3. Average measurements: RBW = 1MHz, VBW = 10 Hz, Sweep: Auto.
4. Measurement Level = Reading Level + Correct Factor.
5. Correct Factor = Antenna factor + Cable loss –Amplifier gain.
6. The average measurement was not performed when the peak measured data under the limit of average detection.
7. The emission levels of other frequencies are very lower than the limit and not show in test report.

Product : Play-Fi Wireless Speaker
Test Item : Harmonic Radiated Emission Data
Test Site : No.3 OATS
Test Mode : Mode 1: Transmit (802.11a-6Mbps) (5580MHz)

Frequency MHz	Correct Factor dB	Reading Level dBμV	Measurement Level dBμV/m	Margin dB	Limit dBμV/m
Horizontal					
Peak Detector:					
11160.000	12.953	35.870	48.824	-25.176	74.000
16800.000	*	*	*	*	74.000
22400.000	*	*	*	*	74.000
28000.000	*	*	*	*	74.000
Average Detector:					
--					
Vertical					
Peak Detector:					
11160.000	15.197	36.840	52.037	-21.963	74.000
16800.000	*	*	*	*	74.000
22400.000	*	*	*	*	74.000
28000.000	*	*	*	*	74.000
Average Detector:					
--					

Note:

1. All Readings below 1GHz are Quasi-Peak, above 1GHz are performed with peak and/or average measurements as necessary.
2. Peak measurements: RBW = 1MHz, VBW = 3 MHz, Sweep: Auto.
3. Average measurements: RBW = 1MHz, VBW = 10 Hz, Sweep: Auto.
4. Measurement Level = Reading Level + Correct Factor.
5. Correct Factor = Antenna factor + Cable loss –Amplifier gain.
6. The average measurement was not performed when the peak measured data under the limit of average detection.
7. The emission levels of other frequencies are very lower than the limit and not show in test report.

Product : Play-Fi Wireless Speaker
Test Item : Harmonic Radiated Emission Data
Test Site : No.3 OATS
Test Mode : Mode 1: Transmit (802.11a-6Mbps) (5700MHz)

Frequency MHz	Correct Factor dB	Reading Level dBμV	Measurement Level dBμV/m	Margin dB	Limit dBμV/m
Horizontal					
Peak Detector:					
11400.000	14.753	34.600	49.353	-24.647	74.000
17100.000	*	*	*	*	74.000
22800.000	*	*	*	*	74.000
28500.000	*	*	*	*	74.000
Average Detector:					
--					
Vertical					
Peak Detector:					
11400.000	16.303	35.840	52.143	-21.857	74.000
17100.000	*	*	*	*	74.000
22800.000	*	*	*	*	74.000
28500.000	*	*	*	*	74.000
Average Detector:					
--					

Note:
1. All Readings below 1GHz are Quasi-Peak, above 1GHz are performed with peak and/or average measurements as necessary.
2. Peak measurements: RBW = 1MHz, VBW = 3 MHz, Sweep: Auto.
3. Average measurements: RBW = 1MHz, VBW = 10 Hz, Sweep: Auto.
4. Measurement Level = Reading Level + Correct Factor.
5. Correct Factor = Antenna factor + Cable loss –Amplifier gain.
6. The average measurement was not performed when the peak measured data under the limit of average detection.
7. The emission levels of other frequencies are very lower than the limit and not show in test report.

Product : Play-Fi Wireless Speaker
Test Item : Harmonic Radiated Emission Data
Test Site : No.3 OATS
Test Mode : Mode 2: Transmit (802.11n-20BW 7.2Mbps) (5180MHz)

Frequency MHz	Correct Factor dB	Reading Level dBμV	Measurement Level dBμV/m	Margin dB	Limit dBμV/m
Horizontal					
Peak Detector:					
10360.000	10.932	35.760	46.692	-27.308	74.000
15540.000	*	*	*	*	74.000
20720.000	*	*	*	*	74.000
25900.000	*	*	*	*	74.000
Average Detector:					
--					
Vertical					
Peak Detector:					
10360.000	12.436	36.430	48.865	-25.135	74.000
15540.000	*	*	*	*	74.000
20720.000	*	*	*	*	74.000
25900.000	*	*	*	*	74.000
Average Detector:					
--					

Note:

1. All Readings below 1GHz are Quasi-Peak, above 1GHz are performed with peak and/or average measurements as necessary.
2. Peak measurements: RBW = 1MHz, VBW = 3 MHz, Sweep: Auto.
3. Average measurements: RBW = 1MHz, VBW = 10 Hz, Sweep: Auto.
4. Measurement Level = Reading Level + Correct Factor.
5. Correct Factor = Antenna factor + Cable loss –Amplifier gain.
6. The average measurement was not performed when the peak measured data under the limit of average detection.
7. The emission levels of other frequencies are very lower than the limit and not show in test report.

Product : Play-Fi Wireless Speaker
Test Item : Harmonic Radiated Emission Data
Test Site : No.3 OATS
Test Mode : Mode 2: Transmit (802.11n-20BW 7.2Mbps) (5220MHz)

Frequency MHz	Correct Factor dB	Reading Level dBμV	Measurement Level dBμV/m	Margin dB	Limit dBμV/m
Horizontal					
Peak Detector:					
10440.000	9.725	36.330	46.055	-27.945	74.000
15660.000	*	*	*	*	74.000
20880.000	*	*	*	*	74.000
26100.000	*	*	*	*	74.000
Average Detector:					
--					
Vertical					
Peak Detector:					
10440.000	11.505	36.740	48.245	-25.755	74.000
15660.000	*	*	*	*	74.000
20880.000	*	*	*	*	74.000
26100.000	*	*	*	*	74.000
Average Detector:					
--					

Note:

1. All Readings below 1GHz are Quasi-Peak, above 1GHz are performed with peak and/or average measurements as necessary.
2. Peak measurements: RBW = 1MHz, VBW = 3 MHz, Sweep: Auto.
3. Average measurements: RBW = 1MHz, VBW = 10 Hz, Sweep: Auto.
4. Measurement Level = Reading Level + Correct Factor.
5. Correct Factor = Antenna factor + Cable loss –Amplifier gain.
6. The average measurement was not performed when the peak measured data under the limit of average detection.
7. The emission levels of other frequencies are very lower than the limit and not show in test report.

Product : Play-Fi Wireless Speaker
Test Item : Harmonic Radiated Emission Data
Test Site : No.3 OATS
Test Mode : Mode 2: Transmit (802.11n-20BW 7.2Mbps) (5240MHz)

Frequency MHz	Correct Factor dB	Reading Level dBμV	Measurement Level dBμV/m	Margin dB	Limit dBμV/m
Horizontal					
Peak Detector:					
10480.000	10.464	36.420	46.883	-27.117	74.000
15720.000	*	*	*	*	74.000
20960.000	*	*	*	*	74.000
26200.000	*	*	*	*	74.000
Average Detector:					
--					
Vertical					
Peak Detector:					
10480.000	12.399	36.510	48.909	-25.091	74.000
15720.000	*	*	*	*	74.000
20960.000	*	*	*	*	74.000
26200.000	*	*	*	*	74.000
Average Detector:					
--					

Note:

1. All Readings below 1GHz are Quasi-Peak, above 1GHz are performed with peak and/or average measurements as necessary.
2. Peak measurements: RBW = 1MHz, VBW = 3 MHz, Sweep: Auto.
3. Average measurements: RBW = 1MHz, VBW = 10 Hz, Sweep: Auto.
4. Measurement Level = Reading Level + Correct Factor.
5. Correct Factor = Antenna factor + Cable loss –Amplifier gain.
6. The average measurement was not performed when the peak measured data under the limit of average detection.
7. The emission levels of other frequencies are very lower than the limit and not show in test report.

Product : Play-Fi Wireless Speaker
Test Item : Harmonic Radiated Emission Data
Test Site : No.3 OATS
Test Mode : Mode 2: Transmit (802.11n-20BW 7.2Mbps) (5260MHz)

Frequency MHz	Correct Factor dB	Reading Level dBμV	Measurement Level dBμV/m	Margin dB	Limit dBμV/m
Horizontal					
Peak Detector:					
10520.000	11.531	35.980	47.511	-26.489	74.000
15780.000	*	*	*	*	74.000
21040.000	*	*	*	*	74.000
26300.000	*	*	*	*	74.000
Average Detector:					
--					
Vertical					
Peak Detector:					
10520.000	13.441	36.470	49.911	-24.089	74.000
15780.000	*	*	*	*	74.000
21040.000	*	*	*	*	74.000
26300.000	*	*	*	*	74.000
Average Detector:					
--					

Note:

1. All Readings below 1GHz are Quasi-Peak, above 1GHz are performed with peak and/or average measurements as necessary.
2. Peak measurements: RBW = 1MHz, VBW = 3 MHz, Sweep: Auto.
3. Average measurements: RBW = 1MHz, VBW = 10 Hz, Sweep: Auto.
4. Measurement Level = Reading Level + Correct Factor.
5. Correct Factor = Antenna factor + Cable loss –Amplifier gain.
6. The average measurement was not performed when the peak measured data under the limit of average detection.
7. The emission levels of other frequencies are very lower than the limit and not show in test report.

Product : Play-Fi Wireless Speaker
Test Item : Harmonic Radiated Emission Data
Test Site : No.3 OATS
Test Mode : Mode 2: Transmit (802.11n-20BW 7.2Mbps) (5300MHz)

Frequency MHz	Correct Factor dB	Reading Level dBμV	Measurement Level dBμV/m	Margin dB	Limit dBμV/m
Horizontal					
Peak Detector:					
10600.000	13.182	35.840	49.022	-24.978	74.000
15900.000	*	*	*	*	74.000
21200.000	*	*	*	*	74.000
26500.000	*	*	*	*	74.000
Average Detector:					
--					
Vertical					
Peak Detector:					
10600.000	14.717	35.980	50.697	-23.303	74.000
15900.000	*	*	*	*	74.000
21200.000	*	*	*	*	74.000
26500.000	*	*	*	*	74.000
Average Detector:					
--					

Note:

1. All Readings below 1GHz are Quasi-Peak, above 1GHz are performed with peak and/or average measurements as necessary.
2. Peak measurements: RBW = 1MHz, VBW = 3 MHz, Sweep: Auto.
3. Average measurements: RBW = 1MHz, VBW = 10 Hz, Sweep: Auto.
4. Measurement Level = Reading Level + Correct Factor.
5. Correct Factor = Antenna factor + Cable loss –Amplifier gain.
6. The average measurement was not performed when the peak measured data under the limit of average detection.
7. The emission levels of other frequencies are very lower than the limit and not show in test report.

Product : Play-Fi Wireless Speaker
Test Item : Harmonic Radiated Emission Data
Test Site : No.3 OATS
Test Mode : Mode 2: Transmit (802.11n-20BW 7.2Mbps) (5320MHz)

Frequency MHz	Correct Factor dB	Reading Level dBμV	Measurement Level dBμV/m	Margin dB	Limit dBμV/m
Horizontal					
Peak Detector:					
10640.000	12.912	36.510	49.422	-24.578	74.000
15960.000	*	*	*	*	74.000
21280.000	*	*	*	*	74.000
26600.000	*	*	*	*	74.000
Average Detector:					
--					
Vertical					
Peak Detector:					
10640.000	14.585	36.820	51.405	-22.595	74.000
15960.000	*	*	*	*	74.000
21280.000	*	*	*	*	74.000
26600.000	*	*	*	*	74.000
Average Detector:					
--					

Note:

1. All Readings below 1GHz are Quasi-Peak, above 1GHz are performed with peak and/or average measurements as necessary.
2. Peak measurements: RBW = 1MHz, VBW = 3 MHz, Sweep: Auto.
3. Average measurements: RBW = 1MHz, VBW = 10 Hz, Sweep: Auto.
4. Measurement Level = Reading Level + Correct Factor.
5. Correct Factor = Antenna factor + Cable loss –Amplifier gain.
6. The average measurement was not performed when the peak measured data under the limit of average detection.
7. The emission levels of other frequencies are very lower than the limit and not show in test report.

Product : Play-Fi Wireless Speaker
Test Item : Harmonic Radiated Emission Data
Test Site : No.3 OATS
Test Mode : Mode 2: Transmit (802.11n-20BW 7.2Mbps) (5500MHz)

Frequency MHz	Correct Factor dB	Reading Level dBμV	Measurement Level dBμV/m	Margin dB	Limit dBμV/m
Horizontal					
Peak Detector:					
11000.000	12.513	35.870	48.383	-25.617	74.000
16500.000	*	*	*	*	74.000
22000.000	*	*	*	*	74.000
27500.000	*	*	*	*	74.000
Average Detector:					
--					
Vertical					
Peak Detector:					
11000.000	14.635	35.970	50.605	-23.395	74.000
16500.000	*	*	*	*	74.000
22000.000	*	*	*	*	74.000
27500.000	*	*	*	*	74.000
Average Detector:					
--					

Note:

1. All Readings below 1GHz are Quasi-Peak, above 1GHz are performed with peak and/or average measurements as necessary.
2. Peak measurements: RBW = 1MHz, VBW = 3 MHz, Sweep: Auto.
3. Average measurements: RBW = 1MHz, VBW = 10 Hz, Sweep: Auto.
4. Measurement Level = Reading Level + Correct Factor.
5. Correct Factor = Antenna factor + Cable loss –Amplifier gain.
6. The average measurement was not performed when the peak measured data under the limit of average detection.
7. The emission levels of other frequencies are very lower than the limit and not show in test report.

Product : Play-Fi Wireless Speaker
Test Item : Harmonic Radiated Emission Data
Test Site : No.3 OATS
Test Mode : Mode 2: Transmit (802.11n-20BW 7.2Mbps) (5580MHz)

Frequency MHz	Correct Factor dB	Reading Level dBμV	Measurement Level dBμV/m	Margin dB	Limit dBμV/m
Horizontal					
Peak Detector:					
11160.000	12.953	34.970	47.924	-26.076	74.000
16800.000	*	*	*	*	74.000
22400.000	*	*	*	*	74.000
28000.000	*	*	*	*	74.000
Average Detector:					
--					
Vertical					
Peak Detector:					
11160.000	15.197	36.030	51.227	-22.773	74.000
16800.000	*	*	*	*	74.000
22400.000	*	*	*	*	74.000
28000.000	*	*	*	*	74.000
Average Detector:					
--					

Note:

1. All Readings below 1GHz are Quasi-Peak, above 1GHz are performed with peak and/or average measurements as necessary.
2. Peak measurements: RBW = 1MHz, VBW = 3 MHz, Sweep: Auto.
3. Average measurements: RBW = 1MHz, VBW = 10 Hz, Sweep: Auto.
4. Measurement Level = Reading Level + Correct Factor.
5. Correct Factor = Antenna factor + Cable loss –Amplifier gain.
6. The average measurement was not performed when the peak measured data under the limit of average detection.
7. The emission levels of other frequencies are very lower than the limit and not show in test report.

Product : Play-Fi Wireless Speaker
Test Item : Harmonic Radiated Emission Data
Test Site : No.3 OATS
Test Mode : Mode 2: Transmit (802.11n-20BW 7.2Mbps) (5700MHz)

Frequency MHz	Correct Factor dB	Reading Level dBμV	Measurement Level dBμV/m	Margin dB	Limit dBμV/m
Horizontal					
Peak Detector:					
11400.000	14.753	35.030	49.783	-24.217	74.000
17100.000	*	*	*	*	74.000
22800.000	*	*	*	*	74.000
28500.000	*	*	*	*	74.000
Average Detector:					
--					
Vertical					
Peak Detector:					
11400.000	16.303	36.840	53.143	-20.857	74.000
17100.000	*	*	*	*	74.000
22800.000	*	*	*	*	74.000
28500.000	*	*	*	*	74.000
Average Detector:					
--					

Note:

1. All Readings below 1GHz are Quasi-Peak, above 1GHz are performed with peak and/or average measurements as necessary.
2. Peak measurements: RBW = 1MHz, VBW = 3 MHz, Sweep: Auto.
3. Average measurements: RBW = 1MHz, VBW = 10 Hz, Sweep: Auto.
4. Measurement Level = Reading Level + Correct Factor.
5. Correct Factor = Antenna factor + Cable loss –Amplifier gain.
6. The average measurement was not performed when the peak measured data under the limit of average detection.
7. The emission levels of other frequencies are very lower than the limit and not show in test report.

Product : Play-Fi Wireless Speaker
Test Item : Harmonic Radiated Emission Data
Test Site : No.3 OATS
Test Mode : Mode 3: Transmit (802.11n-40BW 15Mbps) (5190MHz)

Frequency MHz	Correct Factor dB	Reading Level dBμV	Measurement Level dBμV/m	Margin dB	Limit dBμV/m
Horizontal					
Peak Detector:					
10380.000	10.400	35.940	46.340	-27.660	74.000
10380.000	10.400	35.970	46.370	-27.630	74.000
15570.000	*	*	*	*	74.000
20760.000	*	*	*	*	74.000
25950.000	*	*	*	*	74.000
Average Detector:					
--					
Vertical					
Peak Detector:					
10380.000	11.965	36.840	48.806	-25.194	74.000
15570.000	*	*	*	*	74.000
20760.000	*	*	*	*	74.000
25950.000	*	*	*	*	74.000
Average Detector:					
--					

Note:

1. All Readings below 1GHz are Quasi-Peak, above 1GHz are performed with peak and/or average measurements as necessary.
2. Peak measurements: RBW = 1MHz, VBW = 3 MHz, Sweep: Auto.
3. Average measurements: RBW = 1MHz, VBW = 10 Hz, Sweep: Auto.
4. Measurement Level = Reading Level + Correct Factor.
5. Correct Factor = Antenna factor + Cable loss –Amplifier gain.
6. The average measurement was not performed when the peak measured data under the limit of average detection.
7. The emission levels of other frequencies are very lower than the limit and not show in test report.

Product : Play-Fi Wireless Speaker
Test Item : Harmonic Radiated Emission Data
Test Site : No.3 OATS
Test Mode : Mode 3: Transmit (802.11n-40BW 15Mbps) (5230MHz)

Frequency MHz	Correct Factor dB	Reading Level dBμV	Measurement Level dBμV/m	Margin dB	Limit dBμV/m
Horizontal					
Peak Detector:					
10640.000	12.912	36.540	49.452	-24.548	74.000
15690.000	*	*	*	*	74.000
20920.000	*	*	*	*	74.000
26150.000	*	*	*	*	74.000
Average Detector:					
--					
Vertical					
Peak Detector:					
10640.000	14.585	36.740	51.325	-22.675	74.000
15690.000	*	*	*	*	74.000
20920.000	*	*	*	*	74.000
26150.000	*	*	*	*	74.000
Average Detector:					
--					

Note:

1. All Readings below 1GHz are Quasi-Peak, above 1GHz are performed with peak and/or average measurements as necessary.
2. Peak measurements: RBW = 1MHz, VBW = 3 MHz, Sweep: Auto.
3. Average measurements: RBW = 1MHz, VBW = 10 Hz, Sweep: Auto.
4. Measurement Level = Reading Level + Correct Factor.
5. Correct Factor = Antenna factor + Cable loss –Amplifier gain.
6. The average measurement was not performed when the peak measured data under the limit of average detection.
7. The emission levels of other frequencies are very lower than the limit and not show in test report.

Product : Play-Fi Wireless Speaker
Test Item : Harmonic Radiated Emission Data
Test Site : No.3 OATS
Test Mode : Mode 3: Transmit (802.11n-40BW 15Mbps) (5270MHz)

Frequency MHz	Correct Factor dB	Reading Level dBμV	Measurement Level dBμV/m	Margin dB	Limit dBμV/m
Horizontal					
Peak Detector:					
10540.000	12.058	35.860	47.919	-26.081	74.000
15810.000	*	*	*	*	74.000
21080.000	*	*	*	*	74.000
26350.000	*	*	*	*	74.000
Average Detector:					
--					
Vertical					
Peak Detector:					
10540.000	13.868	36.880	50.748	-23.252	74.000
15810.000	*	*	*	*	74.000
21080.000	*	*	*	*	74.000
26350.000	*	*	*	*	74.000
Average Detector:					
--					

Note:

1. All Readings below 1GHz are Quasi-Peak, above 1GHz are performed with peak and/or average measurements as necessary.
2. Peak measurements: RBW = 1MHz, VBW = 3 MHz, Sweep: Auto.
3. Average measurements: RBW = 1MHz, VBW = 10 Hz, Sweep: Auto.
4. Measurement Level = Reading Level + Correct Factor.
5. Correct Factor = Antenna factor + Cable loss –Amplifier gain.
6. The average measurement was not performed when the peak measured data under the limit of average detection.
7. The emission levels of other frequencies are very lower than the limit and not show in test report.

Product : Play-Fi Wireless Speaker
Test Item : Harmonic Radiated Emission Data
Test Site : No.3 OATS
Test Mode : Mode 3: Transmit (802.11n-40BW 15Mbps) (5310MHz)

Frequency MHz	Correct Factor dB	Reading Level dBμV	Measurement Level dBμV/m	Margin dB	Limit dBμV/m
Horizontal					
Peak Detector:					
10620.000	13.096	36.050	49.145	-24.855	74.000
15930.000	*	*	*	*	74.000
21240.000	*	*	*	*	74.000
26550.000	*	*	*	*	74.000
Average Detector:					
--					
Vertical					
Peak Detector:					
10620.000	14.683	36.160	50.843	-23.157	74.000
15930.000	*	*	*	*	74.000
21240.000	*	*	*	*	74.000
26550.000	*	*	*	*	74.000
Average Detector:					
--					

Note:

1. All Readings below 1GHz are Quasi-Peak, above 1GHz are performed with peak and/or average measurements as necessary.
2. Peak measurements: RBW = 1MHz, VBW = 3 MHz, Sweep: Auto.
3. Average measurements: RBW = 1MHz, VBW = 10 Hz, Sweep: Auto.
4. Measurement Level = Reading Level + Correct Factor.
5. Correct Factor = Antenna factor + Cable loss –Amplifier gain.
6. The average measurement was not performed when the peak measured data under the limit of average detection.
7. The emission levels of other frequencies are very lower than the limit and not show in test report.

Product : Play-Fi Wireless Speaker
Test Item : Harmonic Radiated Emission Data
Test Site : No.3 OATS
Test Mode : Mode 3: Transmit (802.11n-40BW 15Mbps) (5510MHz)

Frequency MHz	Correct Factor dB	Reading Level dBμV	Measurement Level dBμV/m	Margin dB	Limit dBμV/m
Horizontal					
Peak Detector:					
11020.000	12.820	35.690	48.510	-25.490	74.000
15930.000	*	*	*	*	74.000
21240.000	*	*	*	*	74.000
26550.000	*	*	*	*	74.000
Average Detector:					
--					
Vertical					
Peak Detector:					
11020.000	14.966	36.040	51.007	-22.993	74.000
15930.000	*	*	*	*	74.000
21240.000	*	*	*	*	74.000
26550.000	*	*	*	*	74.000
Average Detector:					
--					

Note:

1. All Readings below 1GHz are Quasi-Peak, above 1GHz are performed with peak and/or average measurements as necessary.
2. Peak measurements: RBW = 1MHz, VBW = 3 MHz, Sweep: Auto.
3. Average measurements: RBW = 1MHz, VBW = 10 Hz, Sweep: Auto.
4. Measurement Level = Reading Level + Correct Factor.
5. Correct Factor = Antenna factor + Cable loss –Amplifier gain.
6. The average measurement was not performed when the peak measured data under the limit of average detection.
7. The emission levels of other frequencies are very lower than the limit and not show in test report.

Product : Play-Fi Wireless Speaker
Test Item : Harmonic Radiated Emission Data
Test Site : No.3 OATS
Test Mode : Mode 3: Transmit (802.11n-40BW 15Mbps) (5550MHz)

Frequency MHz	Correct Factor dB	Reading Level dBμV	Measurement Level dBμV/m	Margin dB	Limit dBμV/m
Horizontal					
Peak Detector:					
11100.000	12.752	35.280	48.032	-25.968	74.000
16770.000	*	*	*	*	74.000
22360.000	*	*	*	*	74.000
27950.000	*	*	*	*	74.000
Average Detector:					
--					
Vertical					
Peak Detector:					
11100.000	15.006	36.240	51.246	-22.754	74.000
16770.000	*	*	*	*	74.000
22360.000	*	*	*	*	74.000
27950.000	*	*	*	*	74.000
Average Detector:					
--					

Note:

1. All Readings below 1GHz are Quasi-Peak, above 1GHz are performed with peak and/or average measurements as necessary.
2. Peak measurements: RBW = 1MHz, VBW = 3 MHz, Sweep: Auto.
3. Average measurements: RBW = 1MHz, VBW = 10 Hz, Sweep: Auto.
4. Measurement Level = Reading Level + Correct Factor.
5. Correct Factor = Antenna factor + Cable loss –Amplifier gain.
6. The average measurement was not performed when the peak measured data under the limit of average detection.
7. The emission levels of other frequencies are very lower than the limit and not show in test report.

Product : Play-Fi Wireless Speaker
Test Item : Harmonic Radiated Emission Data
Test Site : No.3 OATS
Test Mode : Mode 3: Transmit (802.11n-40BW 15Mbps) (5670MHz)

Frequency MHz	Correct Factor dB	Reading Level dBμV	Measurement Level dBμV/m	Margin dB	Limit dBμV/m
Horizontal					
Peak Detector:					
11340.000	14.149	35.830	49.979	-24.021	74.000
17010.000	*	*	*	*	74.000
22680.000	*	*	*	*	74.000
28350.000	*	*	*	*	74.000
Average Detector:					
--					
Vertical					
Peak Detector:					
11340.000	15.891	36.590	52.481	-21.519	74.000
17010.000	*	*	*	*	74.000
22680.000	*	*	*	*	74.000
28350.000	*	*	*	*	74.000
Average Detector:					
--					

Note:

1. All Readings below 1GHz are Quasi-Peak, above 1GHz are performed with peak and/or average measurements as necessary.
2. Peak measurements: RBW = 1MHz, VBW = 3 MHz, Sweep: Auto.
3. Average measurements: RBW = 1MHz, VBW = 10 Hz, Sweep: Auto.
4. Measurement Level = Reading Level + Correct Factor.
5. Correct Factor = Antenna factor + Cable loss –Amplifier gain.
6. The average measurement was not performed when the peak measured data under the limit of average detection.
7. The emission levels of other frequencies are very lower than the limit and not show in test report.

Product : Play-Fi Wireless Speaker
Test Item : General Radiated Emission
Test Site : No.3 OATS
Test Mode : Mode 1: Transmit (802.11a-6Mbps) (5220MHz)

Frequency MHz	Correct Factor dB	Reading Level dBμV	Measurement Level dBμV/m	Margin dB	Limit dBμV/m
Horizontal					
Peak Detector					
57.160	-11.836	42.899	31.063	-8.937	40.000
156.100	-8.497	36.543	28.046	-15.454	43.500
377.260	1.107	27.604	28.711	-17.289	46.000
592.600	3.437	22.291	25.728	-20.272	46.000
798.240	6.409	23.766	30.174	-15.826	46.000
937.920	6.750	28.526	35.276	-10.724	46.000
Vertical					
Peak Detector					
82.380	-4.523	35.235	30.712	-9.288	40.000
154.160	-5.272	40.829	35.557	-7.943	43.500
311.300	-4.071	36.295	32.224	-13.776	46.000
528.580	1.164	29.955	31.119	-14.881	46.000
689.600	2.302	25.937	28.239	-17.761	46.000
934.040	2.986	30.183	33.169	-12.831	46.000

Note:

1. All Readings below 1GHz are Quasi-Peak, above 1GHz are performed with peak and/or average measurements as necessary.
2. Peak measurements: RBW = 1MHz, VBW = 3 MHz, Sweep: Auto.
3. Average measurements: RBW = 1MHz, VBW = 10 Hz, Sweep: Auto.
4. Measurement Level = Reading Level + Correct Factor.
5. Correct Factor = Antenna factor + Cable loss –Amplifier gain.
6. The average measurement was not performed when the peak measured data under the limit of average detection.
7. The emission levels of other frequencies are very lower than the limit and not show in test report.
8. No emission found between lowest internal used/generated frequency to 30MHz.

Product : Play-Fi Wireless Speaker
Test Item : General Radiated Emission
Test Site : No.3 OATS
Test Mode : Mode 1: Transmit (802.11a-6Mbps) (5300MHz)

Frequency MHz	Correct Factor dB	Reading Level dBμV	Measurement Level dBμV/m	Margin dB	Limit dBμV/m
Horizontal					
Peak Detector					
154.160	-8.002	41.513	33.511	-9.989	43.500
365.620	0.382	30.245	30.627	-15.373	46.000
528.580	3.074	31.419	34.493	-11.507	46.000
668.260	1.863	23.401	25.264	-20.736	46.000
815.700	6.451	25.467	31.918	-14.082	46.000
957.320	6.615	26.382	32.997	-13.003	46.000
Vertical					
Peak Detector					
121.180	-3.559	35.808	32.249	-11.251	43.500
268.620	-6.222	41.175	34.953	-11.047	46.000
377.260	0.647	36.064	36.711	-9.289	46.000
528.580	1.164	31.419	32.583	-13.417	46.000
689.600	2.302	26.029	28.331	-17.669	46.000
840.920	2.284	24.636	26.920	-19.080	46.000

Note:

1. All Readings below 1GHz are Quasi-Peak, above 1GHz are performed with peak and/or average measurements as necessary.
2. Peak measurements: RBW = 1MHz, VBW = 3 MHz, Sweep: Auto.
3. Average measurements: RBW = 1MHz, VBW = 10 Hz, Sweep: Auto.
4. Measurement Level = Reading Level + Correct Factor.
5. Correct Factor = Antenna factor + Cable loss –Amplifier gain.
6. The average measurement was not performed when the peak measured data under the limit of average detection.
7. The emission levels of other frequencies are very lower than the limit and not show in test report.
8. No emission found between lowest internal used/generated frequency to 30MHz.

Product : Play-Fi Wireless Speaker
Test Item : General Radiated Emission
Test Site : No.3 OATS
Test Mode : Mode 1: Transmit (802.11a-6Mbps) (5580MHz)

Frequency MHz	Correct Factor dB	Reading Level dBμV	Measurement Level dBμV/m	Margin dB	Limit dBμV/m
Horizontal					
Peak Detector					
216.240	-10.271	38.976	28.705	-17.295	46.000
379.200	1.301	33.493	34.794	-11.206	46.000
528.580	3.074	31.016	34.090	-11.910	46.000
763.320	5.113	27.341	32.454	-13.546	46.000
930.160	7.530	30.020	37.550	-8.450	46.000
998.060	8.838	31.899	40.737	-13.263	54.000
Vertical					
Peak Detector					
154.160	-5.272	42.278	37.006	-6.494	43.500
216.240	-6.051	38.976	32.925	-13.075	46.000
379.200	0.881	36.681	37.562	-8.438	46.000
689.600	2.302	26.451	28.753	-17.247	46.000
817.640	2.966	25.884	28.850	-17.150	46.000
932.100	3.430	30.513	33.943	-12.057	46.000

Note:

1. All Readings below 1GHz are Quasi-Peak, above 1GHz are performed with peak and/or average measurements as necessary.
2. Peak measurements: RBW = 1MHz, VBW = 3 MHz, Sweep: Auto.
3. Average measurements: RBW = 1MHz, VBW = 10 Hz, Sweep: Auto.
4. Measurement Level = Reading Level + Correct Factor.
5. Correct Factor = Antenna factor + Cable loss –Amplifier gain.
6. The average measurement was not performed when the peak measured data under the limit of average detection.
7. The emission levels of other frequencies are very lower than the limit and not show in test report.
8. No emission found between lowest internal used/generated frequency to 30MHz.

Product : Play-Fi Wireless Speaker
Test Item : General Radiated Emission
Test Site : No.3 OATS
Test Mode : Mode 2: Transmit (802.11n-20BW 7.2Mbps) (5220MHz)

Frequency MHz	Correct Factor dB	Reading Level dBμV	Measurement Level dBμV/m	Margin dB	Limit dBμV/m
Horizontal					
Peak Detector					
57.160	-11.836	46.406	34.570	-5.430	40.000
270.560	-5.638	40.957	35.319	-10.681	46.000
462.620	3.589	25.021	28.610	-17.390	46.000
689.600	3.642	26.451	30.093	-15.907	46.000
934.040	6.956	30.992	37.948	-8.052	46.000
998.060	8.838	32.944	41.782	-12.218	54.000
Vertical					
Peak Detector					
82.380	-4.523	35.800	31.277	-8.723	40.000
179.380	-0.824	31.770	30.946	-12.554	43.500
379.200	0.881	36.681	37.562	-8.438	46.000
602.300	1.704	25.299	27.003	-18.997	46.000
763.320	1.913	27.341	29.254	-16.746	46.000
932.100	3.430	30.513	33.943	-12.057	46.000

Note:

1. All Readings below 1GHz are Quasi-Peak, above 1GHz are performed with peak and/or average measurements as necessary.
2. Peak measurements: RBW = 1MHz, VBW = 3 MHz, Sweep: Auto.
3. Average measurements: RBW = 1MHz, VBW = 10 Hz, Sweep: Auto.
4. Measurement Level = Reading Level + Correct Factor.
5. Correct Factor = Antenna factor + Cable loss –Amplifier gain.
6. The average measurement was not performed when the peak measured data under the limit of average detection.
7. The emission levels of other frequencies are very lower than the limit and not show in test report.
8. No emission found between lowest internal used/generated frequency to 30MHz.

Product : Play-Fi Wireless Speaker
Test Item : General Radiated Emission
Test Site : No.3 OATS
Test Mode : Mode 2: Transmit (802.11n-20BW 7.2Mbps) (5300MHz)

Frequency MHz	Correct Factor dB	Reading Level dBμV	Measurement Level dBμV/m	Margin dB	Limit dBμV/m
Horizontal					
Peak Detector					
173.560	-9.543	28.356	18.813	-24.687	43.500
334.580	-3.523	26.542	23.019	-22.981	46.000
464.560	2.914	26.481	29.395	-16.605	46.000
674.080	2.713	23.846	26.559	-19.441	46.000
823.460	7.241	23.830	31.071	-14.929	46.000
965.080	7.222	25.294	32.516	-21.484	54.000
Vertical					
Peak Detector					
117.300	-3.740	34.425	30.685	-12.815	43.500
241.460	-6.000	37.956	31.956	-14.044	46.000
379.200	0.881	36.681	37.562	-8.438	46.000
526.640	1.152	29.041	30.193	-15.807	46.000
761.380	1.925	23.546	25.470	-20.530	46.000
934.040	2.986	30.992	33.978	-12.022	46.000

Note:

1. All Readings below 1GHz are Quasi-Peak, above 1GHz are performed with peak and/or average measurements as necessary.
2. Peak measurements: RBW = 1MHz, VBW = 3 MHz, Sweep: Auto.
3. Average measurements: RBW = 1MHz, VBW = 10 Hz, Sweep: Auto.
4. Measurement Level = Reading Level + Correct Factor.
5. Correct Factor = Antenna factor + Cable loss –Amplifier gain.
6. The average measurement was not performed when the peak measured data under the limit of average detection.
7. The emission levels of other frequencies are very lower than the limit and not show in test report.
8. No emission found between lowest internal used/generated frequency to 30MHz.

Product : Play-Fi Wireless Speaker
Test Item : General Radiated Emission
Test Site : No.3 OATS
Test Mode : Mode 2: Transmit (802.11n-20BW 7.2Mbps) (5580MHz)

Frequency MHz	Correct Factor dB	Reading Level dBμV	Measurement Level dBμV/m	Margin dB	Limit dBμV/m
Horizontal					
Peak Detector					
268.620	-5.522	34.032	28.510	-17.490	46.000
431.580	0.757	30.019	30.776	-15.224	46.000
563.500	1.950	32.013	33.963	-12.037	46.000
712.880	3.792	32.952	36.744	-9.256	46.000
829.280	7.376	25.529	32.905	-13.095	46.000
967.020	7.299	24.043	31.342	-22.658	54.000
Vertical					
Peak Detector					
82.380	-4.523	39.988	35.465	-4.535	40.000
311.300	-4.071	37.317	33.246	-12.754	46.000
497.540	-0.713	27.566	26.853	-19.147	46.000
687.660	2.292	27.760	30.052	-15.948	46.000
829.280	2.376	27.070	29.446	-16.554	46.000
934.040	2.986	30.784	33.770	-12.230	46.000

Note:

1. All Readings below 1GHz are Quasi-Peak, above 1GHz are performed with peak and/or average measurements as necessary.
2. Peak measurements: RBW = 1MHz, VBW = 3 MHz, Sweep: Auto.
3. Average measurements: RBW = 1MHz, VBW = 10 Hz, Sweep: Auto.
4. Measurement Level = Reading Level + Correct Factor.
5. Correct Factor = Antenna factor + Cable loss –Amplifier gain.
6. The average measurement was not performed when the peak measured data under the limit of average detection.
7. The emission levels of other frequencies are very lower than the limit and not show in test report.
8. No emission found between lowest internal used/generated frequency to 30MHz.

Product : Play-Fi Wireless Speaker
Test Item : General Radiated Emission
Test Site : No.3 OATS
Test Mode : Mode 3: Transmit (802.11n-40BW 15Mbps) (5190MHz)

Frequency MHz	Correct Factor dB	Reading Level dBμV	Measurement Level dBμV/m	Margin dB	Limit dBμV/m
Horizontal					
Peak Detector					
270.560	-5.638	36.844	31.206	-14.794	46.000
392.780	0.810	29.482	30.292	-15.708	46.000
567.380	1.961	32.502	34.463	-11.537	46.000
712.880	3.792	33.649	37.441	-8.559	46.000
910.760	6.484	23.936	30.420	-15.580	46.000
996.120	8.107	28.963	37.070	-16.930	54.000
Vertical					
Peak Detector					
84.320	-4.204	38.390	34.186	-5.814	40.000
177.440	-1.248	31.464	30.216	-13.284	43.500
311.300	-4.071	34.850	30.779	-15.221	46.000
499.480	-0.199	27.455	27.255	-18.745	46.000
664.380	-0.978	25.920	24.942	-21.058	46.000
798.240	2.629	26.213	28.841	-17.159	46.000

Note:

1. All Readings below 1GHz are Quasi-Peak, above 1GHz are performed with peak and/or average measurements as necessary.
2. Peak measurements: RBW = 1MHz, VBW = 3 MHz, Sweep: Auto.
3. Average measurements: RBW = 1MHz, VBW = 10 Hz, Sweep: Auto.
4. Measurement Level = Reading Level + Correct Factor.
5. Correct Factor = Antenna factor + Cable loss –Amplifier gain.
6. The average measurement was not performed when the peak measured data under the limit of average detection.
7. The emission levels of other frequencies are very lower than the limit and not show in test report.
8. No emission found between lowest internal used/generated frequency to 30MHz.

Product : Play-Fi Wireless Speaker
Test Item : General Radiated Emission
Test Site : No.3 OATS
Test Mode : Mode 3: Transmit (802.11n-40BW 15Mbps) (5270MHz)

Frequency MHz	Correct Factor dB	Reading Level dBμV	Measurement Level dBμV/m	Margin dB	Limit dBμV/m
Horizontal					
Peak Detector					
198.780	-9.958	28.438	18.480	-25.020	43.500
365.620	0.382	29.298	29.680	-16.320	46.000
522.760	3.176	25.708	28.884	-17.116	46.000
687.660	3.302	28.659	31.961	-14.039	46.000
833.160	6.616	26.094	32.710	-13.290	46.000
935.980	6.760	32.754	39.514	-6.486	46.000
Vertical					
Peak Detector					
159.980	-5.120	42.400	37.279	-6.221	43.500
311.300	-4.071	37.259	33.188	-12.812	46.000
497.540	-0.713	27.895	27.182	-18.818	46.000
687.660	2.292	29.432	31.724	-14.276	46.000
829.280	2.376	25.355	27.731	-18.269	46.000
924.340	3.149	30.100	33.249	-12.751	46.000

Note:

1. All Readings below 1GHz are Quasi-Peak, above 1GHz are performed with peak and/or average measurements as necessary.
2. Peak measurements: RBW = 1MHz, VBW = 3 MHz, Sweep: Auto.
3. Average measurements: RBW = 1MHz, VBW = 10 Hz, Sweep: Auto.
4. Measurement Level = Reading Level + Correct Factor.
5. Correct Factor = Antenna factor + Cable loss –Amplifier gain.
6. The average measurement was not performed when the peak measured data under the limit of average detection.
7. The emission levels of other frequencies are very lower than the limit and not show in test report.
8. No emission found between lowest internal used/generated frequency to 30MHz.

Product : Play-Fi Wireless Speaker
Test Item : General Radiated Emission
Test Site : No.3 OATS
Test Mode : Mode 3: Transmit (802.11n-40BW 15Mbps) (5550MHz)

Frequency MHz	Correct Factor dB	Reading Level dBμV	Measurement Level dBμV/m	Margin dB	Limit dBμV/m
Horizontal					
Peak Detector					
117.300	-7.350	34.776	27.426	-16.074	43.500
311.300	-4.651	35.660	31.009	-14.991	46.000
530.520	3.062	27.561	30.623	-15.377	46.000
689.600	3.642	27.088	30.730	-15.270	46.000
833.160	6.616	27.200	33.816	-12.184	46.000
1000.000	9.564	28.565	38.129	-15.871	54.000
Vertical					
Peak Detector					
82.380	-4.523	38.974	34.451	-5.549	40.000
264.740	-5.071	34.682	29.612	-16.388	46.000
497.540	-0.713	27.654	26.941	-19.059	46.000
689.600	2.302	28.687	30.989	-15.011	46.000
829.280	2.376	25.675	28.051	-17.949	46.000
934.040	2.986	30.106	33.092	-12.908	46.000

Note:

1. All Readings below 1GHz are Quasi-Peak, above 1GHz are performed with peak and/or average measurements as necessary.
2. Peak measurements: RBW = 1MHz, VBW = 3 MHz, Sweep: Auto.
3. Average measurements: RBW = 1MHz, VBW = 10 Hz, Sweep: Auto.
4. Measurement Level = Reading Level + Correct Factor.
5. Correct Factor = Antenna factor + Cable loss –Amplifier gain.
6. The average measurement was not performed when the peak measured data under the limit of average detection.
7. The emission levels of other frequencies are very lower than the limit and not show in test report.
8. No emission found between lowest internal used/generated frequency to 30MHz.

7. Band Edge

7.1. Test Equipment

RF Conducted Measurement

The following test equipments are used during the band edge tests:

	Equipment	Manufacturer	Model No./Serial No.	Last Cal.
	Spectrum Analyzer	R&S	FSP40 / 100170	Jun., 2014
	Spectrum Analyzer	Agilent	E4407B / US39440758	Jun., 2014
X	Spectrum Analyzer	Agilent	N9010A / MY48030495	Apr., 2014

Note:

1. All equipments are calibrated with traceable calibrations. Each calibration is traceable to the national or international standards.
2. The test instruments marked with "X" are used to measure the final test results.

RF Radiated Measurement:

The following test equipments are used during the band edge tests:

Test Site		Equipment	Manufacturer	Model No./Serial No.	Last Cal.
☒Site # 3		Bilog Antenna	Schaffner Chase	CBL6112B/2673	Sep., 2013
	X	Horn Antenna	Schwarzbeck	BBHA9120D/D305	Sep., 2013
		Horn Antenna	Schwarzbeck	BBHA9170/208	Jul., 2014
		Pre-Amplifier	QTK	QTK-AMP-03 / 0003	May, 2014
	X	Pre-Amplifier	QTK	AP-180C / CHM_0906076	Sep., 2013
		Pre-Amplifier	MITEQ	AMF-4D-180400-45-6P/ 925975	Mar., 2014
	X	Spectrum Analyzer	Agilent	E4407B / US39440758	May, 2014
		Test Receiver	R & S	ESCS 30/ 825442/018	Sep., 2013
	X	Coaxial Cable	QuieTek	QTK-CABLE/ CAB5	Feb., 2014
	X	Controller	QuieTek	QTK-CONTROLLER/ CTRL3	N/A
	X	Coaxial Switch	Anritsu	MP59B/6200265729	N/A

Note: 1. All instruments are calibrated every one year.
2. The test instruments marked by "X" are used to measure the final test results.

7.2. Test Setup

RF Conducted Measurement

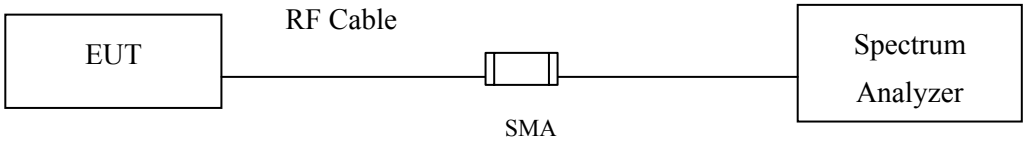

RF Radiated Measurement:

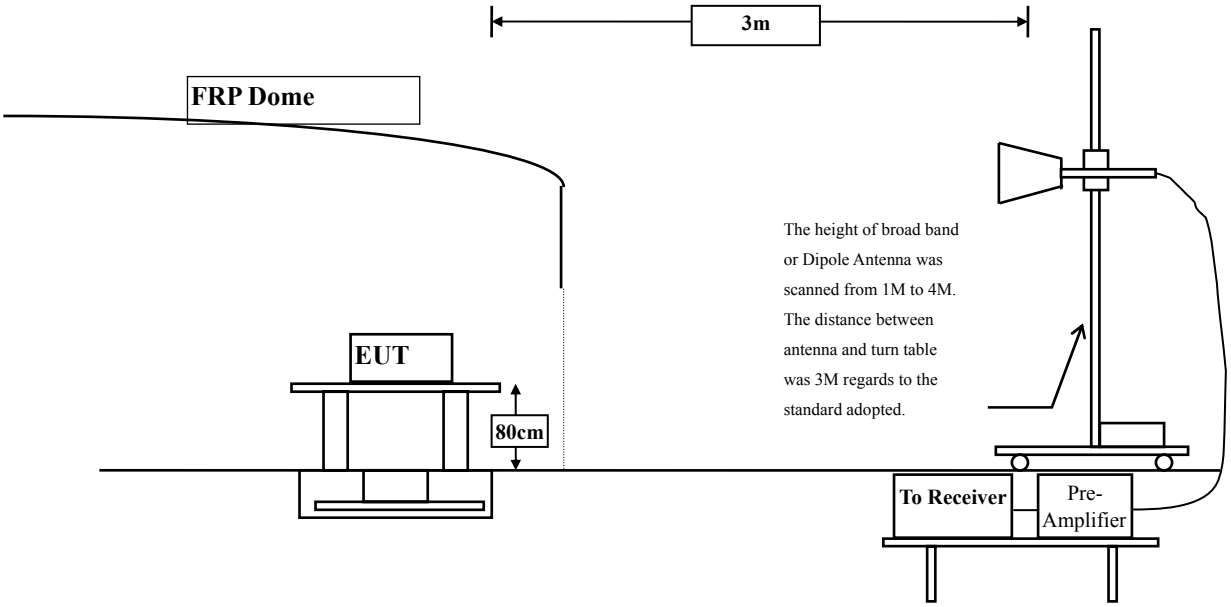

7.3. Limits

The provisions of Section 15.205 of this part apply to intentional radiators operating under this section.

Radiated emissions which fall in the restricted bands, as defined in Section 15.205, must also comply with the radiated emission limits specified in Section 15.209:

FCC Part 15 Subpart C Paragraph 15.209(a) Limits		
Frequency MHz	Field strength (microvolts/meter)	Measurement distance (meter)
0.009-0.490	2400/F(kHz)	300
0.490-1.705	24000/F(kHz)	30
1.705-30	30	30
30-88	100	3
88-216	150	3
216-960	200	3
Above 960	500	3

Remarks : 1. RF Voltage (dBμV) = 20 log RF Voltage (uV)

2. In the Above Table, the tighter limit applies at the band edges.

3. Distance refers to the distance in meters between the measuring instrument antenna and the closed point of any part of the device or system.

7.4. Test Procedure

The EUT and its simulators are placed on a turn table which is 0.8 meter above ground. The turn table can rotate 360 degrees to determine the position of the maximum emission level. The EUT was positioned such that the distance from antenna to the EUT was 3 meters.

The antenna can move up and down between 1 meter and 4 meters to find out the maximum emission level.

Both horizontal and vertical polarization of the antenna are set on measurement. In order to find the maximum emission, all of the interface cables must be manipulated according to ANSI C63.10:2009 on radiated measurement.

The bandwidth below 1GHz setting on the field strength meter is 120 kHz, above 1GHz are 1 MHz.

The EUT was setup to ANSI C63.10, 2009; tested to DTS test procedure of FCC KDB-789033 for compliance to FCC 47CFR Subpart E requirements.

7.5. Uncertainty

± 3.8 dB below 1GHz

± 3.9 dB above 1GHz

7.6. Test Result of Band Edge

Product : Play-Fi Wireless Speaker
Test Item : Band Edge Data
Test Site : No.3 OATS
Test Mode : Mode 1: Transmit (802.11a-6Mbps)-Channel 36 (5180MHz)

RF Radiated Measurement (Horizontal):

Channel No.	Frequency (MHz)	Correct Factor (dB)	Reading Level (dBμV)	Emission Level (dBμV/m)	Peak Limit (dBμV/m)	Average Limit (dBμV/m)	Result
36 (Peak)	5134.000	2.844	57.091	59.935	74.00	54.00	Pass
36 (Peak)	5150.000	2.796	55.730	58.526	74.00	54.00	Pass
36 (Peak)	5177.600	2.705	101.174	103.878	--	--	Pass
36 (Average)	5107.400	2.908	39.146	42.054	74.00	54.00	Pass
36 (Average)	5150.000	2.796	40.839	43.635	74.00	54.00	Pass
36 (Average)	5176.800	2.707	92.072	94.778	--	--	Pass

Figure Channel 36: Horizontal (Peak)

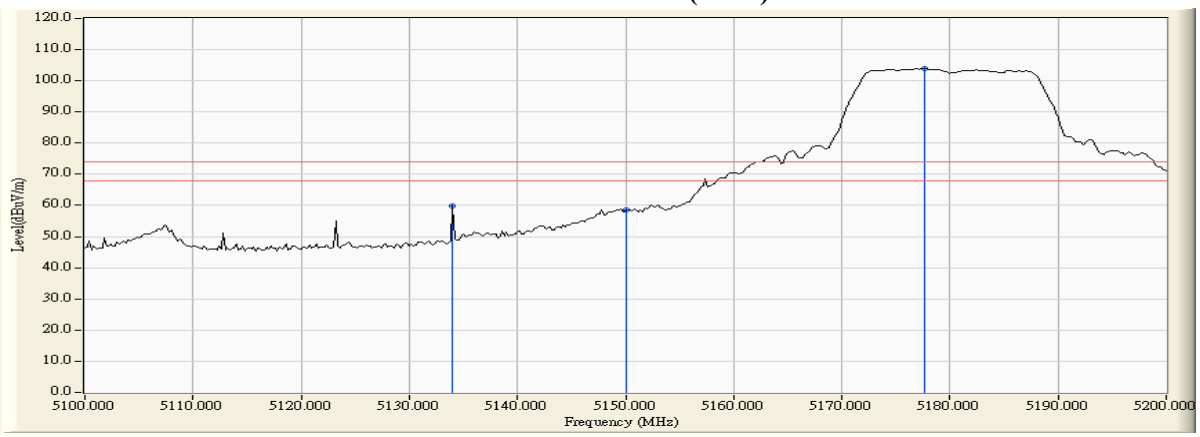

Figure Channel 36: Horizontal (Average)

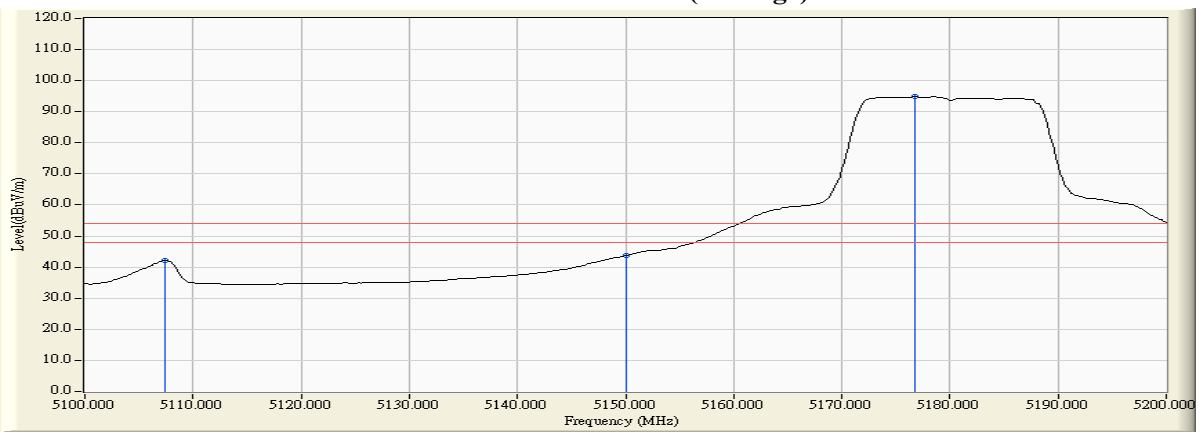

Note:

1. All readings above 1GHz are performed with peak and/or average measurements as necessary.
2. Peak measurements: RBW = 1MHz, VBW = 3 MHz, Sweep: Auto.
3. Average measurements: RBW = 1MHz, VBW = 10 Hz, Sweep: Auto.
4. " * ", means this data is the worst emission level.
5. Measurement Level = Reading Level + Correct Factor.
6. The average measurement was not performed when the peak measured data under the limit of average detection.

Product : Play-Fi Wireless Speaker
Test Item : Band Edge Data
Test Site : No.3 OATS
Test Mode : Mode 1: Transmit (802.11a-6Mbps)-Channel 36 (5180MHz)

RF Radiated Measurement (Vertical):

Channel No.	Frequency (MHz)	Correct Factor (dB)	Reading Level (dBμV)	Emission Level (dBμV/m)	Peak Limit (dBμV/m)	Average Limit (dBμV/m)	Result
36 (Peak)	5146.200	3.313	54.122	57.435	74.00	54.00	Pass
36 (Peak)	5150.000	3.331	51.565	54.897	74.00	54.00	Pass
36 (Peak)	5177.600	3.462	97.117	100.578	--	--	Pass
36 (Average)	5150.000	3.331	37.794	41.126	74.00	54.00	Pass
36 (Average)	5176.800	3.458	88.082	91.540	--	--	Pass

Figure Channel 36: Vertical (Peak)

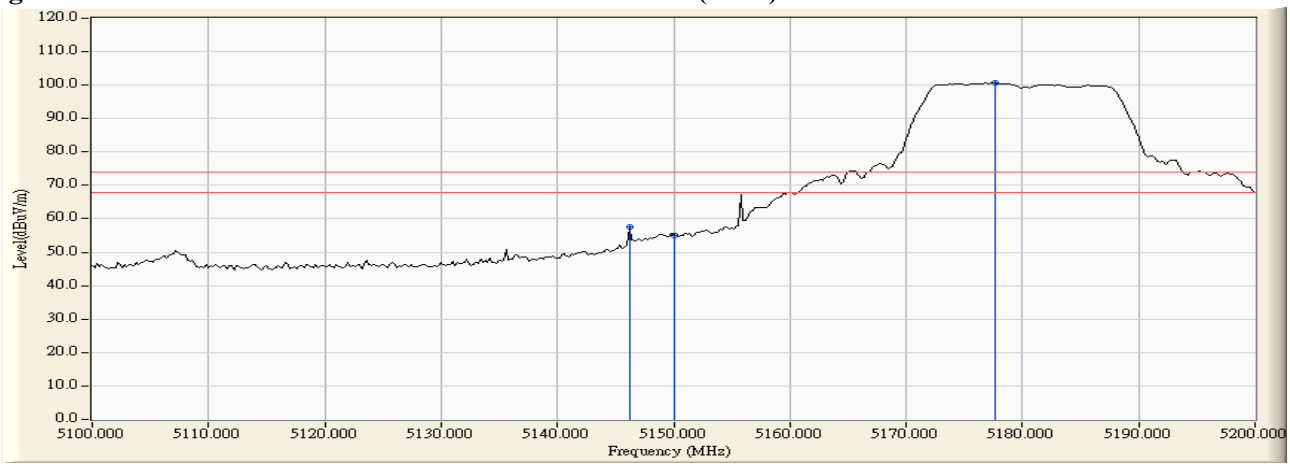

Figure Channel 36: Vertical (Average)

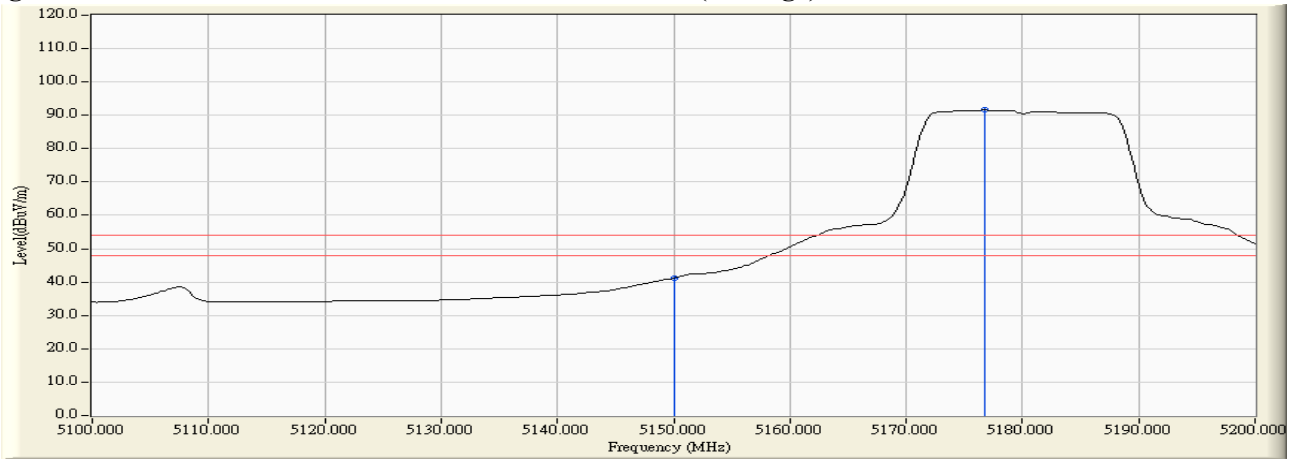

Note:

1. All readings above 1GHz are performed with peak and/or average measurements as necessary.
2. Peak measurements: RBW = 1MHz, VBW = 3 MHz, Sweep: Auto.
3. Average measurements: RBW = 1MHz, VBW = 10 Hz, Sweep: Auto.
4. " * ", means this data is the worst emission level.
5. Measurement Level = Reading Level + Correct Factor.
6. The average measurement was not performed when the peak measured data under the limit of average detection.

Product : Play-Fi Wireless Speaker
Test Item : Band Edge Data
Test Site : No.3 OATS
Test Mode : Mode 1: Transmit (802.11a-6Mbps) -Channel 64 (5320MHz)

RF Radiated Measurement (Horizontal):

Channel No.	Frequency (MHz)	Correct Factor (dB)	Reading Level (dBμV)	Emission Level (dBμV/m)	Peak Limit (dBμV/m)	Average Limit (dBμV/m)	Result
64 (Peak)	5317.400	3.648	100.660	104.307	--	--	Pass
64 (Peak)	5350.000	3.575	58.766	62.341	74.00	54.00	Pass
64 (Peak)	5368.400	3.441	59.858	63.298	74.00	54.00	Pass
64 (Average)	5318.400	3.646	91.751	95.397	--	--	Pass
64 (Average)	5350.000	3.575	37.442	41.017	74.00	54.00	Pass
64 (Average)	5392.400	3.270	37.987	41.257	74.00	54.00	Pass

Figure Channel 64: Horizontal (Peak)

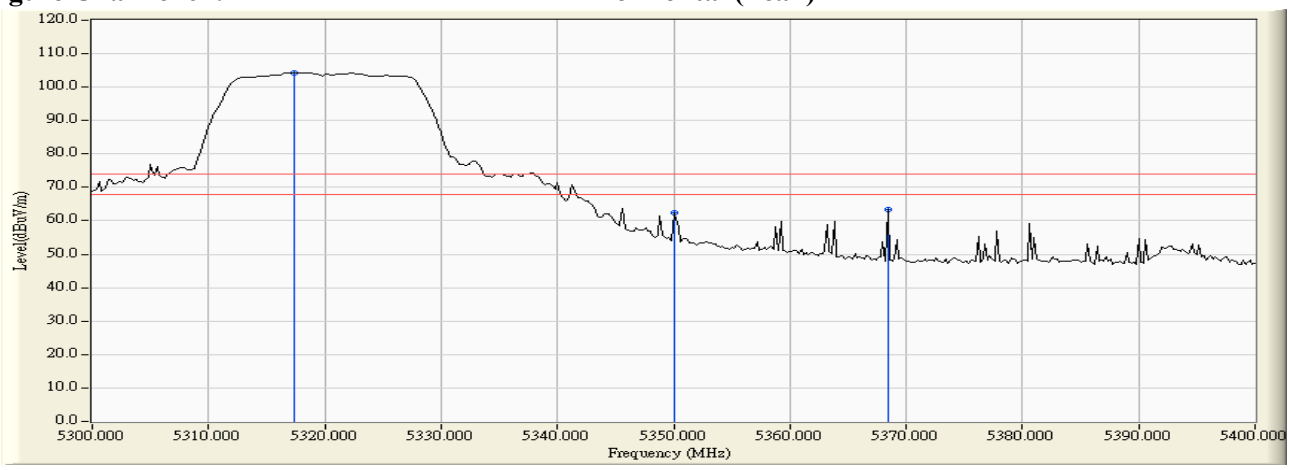

Figure Channel 64: Horizontal (Average)

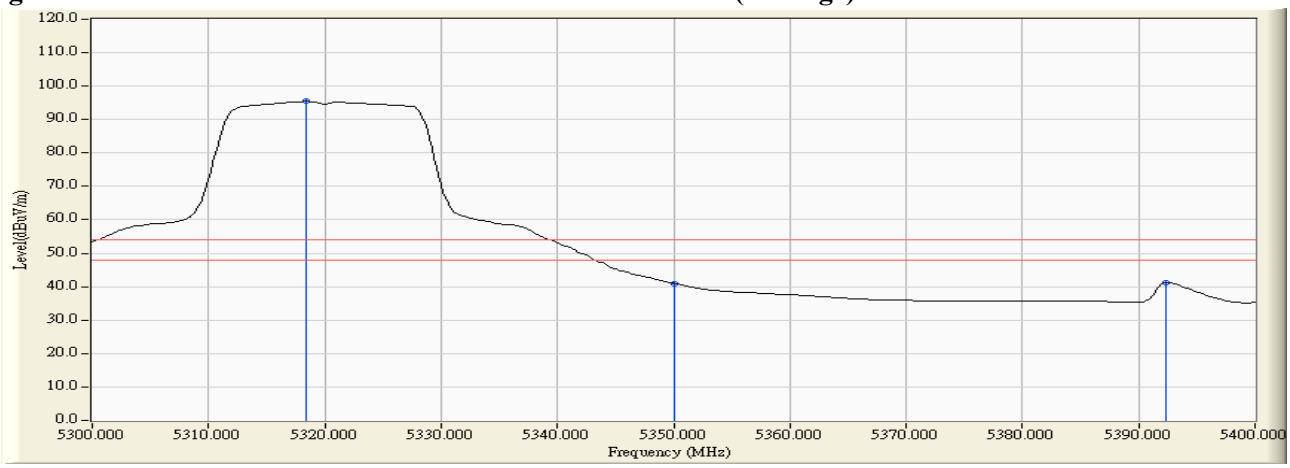

Note:

1. All readings above 1GHz are performed with peak and/or average measurements as necessary.
2. Peak measurements: RBW = 1MHz, VBW = 3 MHz, Sweep: Auto.
3. Average measurements: RBW = 1MHz, VBW = 10 Hz, Sweep: Auto.
4. " * ", means this data is the worst emission level.
5. Measurement Level = Reading Level + Correct Factor.
6. The average measurement was not performed when the peak measured data under the limit of average detection.

Product : Play-Fi Wireless Speaker
Test Item : Band Edge Data
Test Site : No.3 OATS
Test Mode : Mode 1: Transmit (802.11a-6Mbps) -Channel 64 (5320MHz)

RF Radiated Measurement (Vertical):

Channel No.	Frequency (MHz)	Correct Factor (dB)	Reading Level (dBμV)	Emission Level (dBμV/m)	Peak Limit (dBμV/m)	Average Limit (dBμV/m)	Result
64 (Peak)	5322.200	3.888	96.517	100.406	--	--	Pass
64 (Peak)	5350.000	3.900	48.638	52.538	74.00	54.00	Pass
64 (Peak)	5384.000	3.735	52.874	56.609	74.00	54.00	Pass
64 (Average)	5317.600	3.885	87.582	91.467	--	--	Pass
64 (Average)	5350.000	3.900	34.396	38.296	74.00	54.00	Pass
64 (Average)	5392.600	3.699	35.323	39.022	74.00	54.00	Pass

Figure Channel 64: Vertical (Peak)

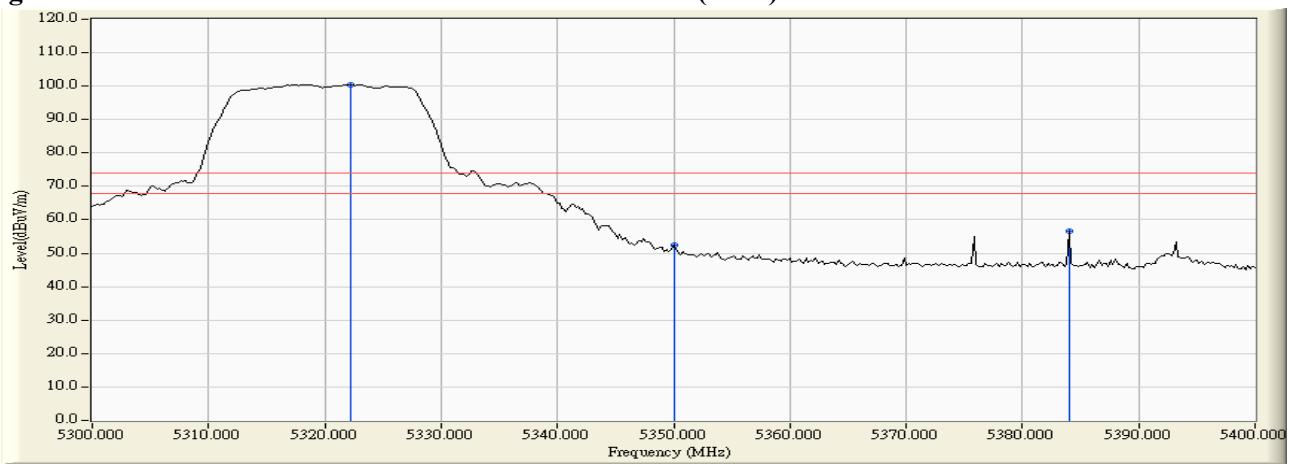

Figure Channel 64: Vertical (Average)

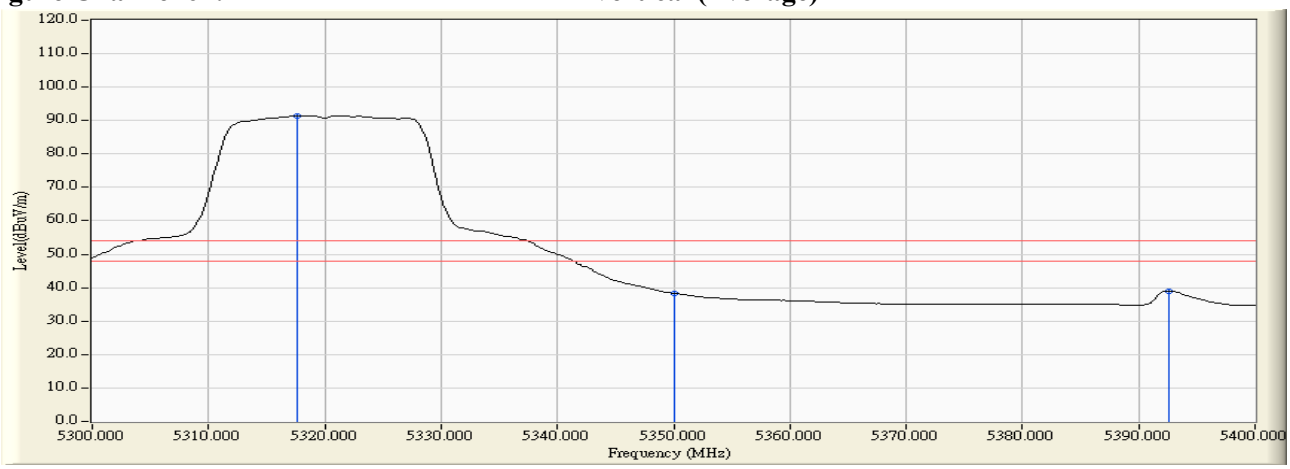

Note:

1. All readings above 1GHz are performed with peak and/or average measurements as necessary.
2. Peak measurements: RBW = 1MHz, VBW = 3 MHz, Sweep: Auto.
3. Average measurements: RBW = 1MHz, VBW = 10 Hz, Sweep: Auto.
4. " * ", means this data is the worst emission level.
5. Measurement Level = Reading Level + Correct Factor.
6. The average measurement was not performed when the peak measured data under the limit of average detection.

Product : Play-Fi Wireless Speaker
Test Item : Band Edge Data
Test Site : No.3 OATS
Test Mode : Mode 1: Transmit (802.11a-6Mbps) -Channel 100 (5500MHz)

RF Radiated Measurement (Horizontal):

Channel No.	Frequency (MHz)	Correct Factor (dB)	Reading Level (dBμV)	Emission Level (dBμV/m)	Peak Limit (dBμV/m)	Average Limit (dBμV/m)	Result
100 (Peak)	5454.200	3.662	55.556	59.219	74.00	54.00	Pass
100 (Peak)	5460.000	3.775	47.361	51.136	74.00	54.00	Pass
100 (Peak)	5497.000	4.438	101.102	105.540	--	--	Pass
100 (Average)	5427.400	3.405	39.861	43.266	74.00	54.00	Pass
100 (Average)	5460.000	3.775	33.157	36.932	74.00	54.00	Pass
100 (Average)	5496.600	4.433	92.043	96.476	--	--	Pass

Figure Channel 100: Horizontal (Peak)

Figure Channel 100: Horizontal (Average)

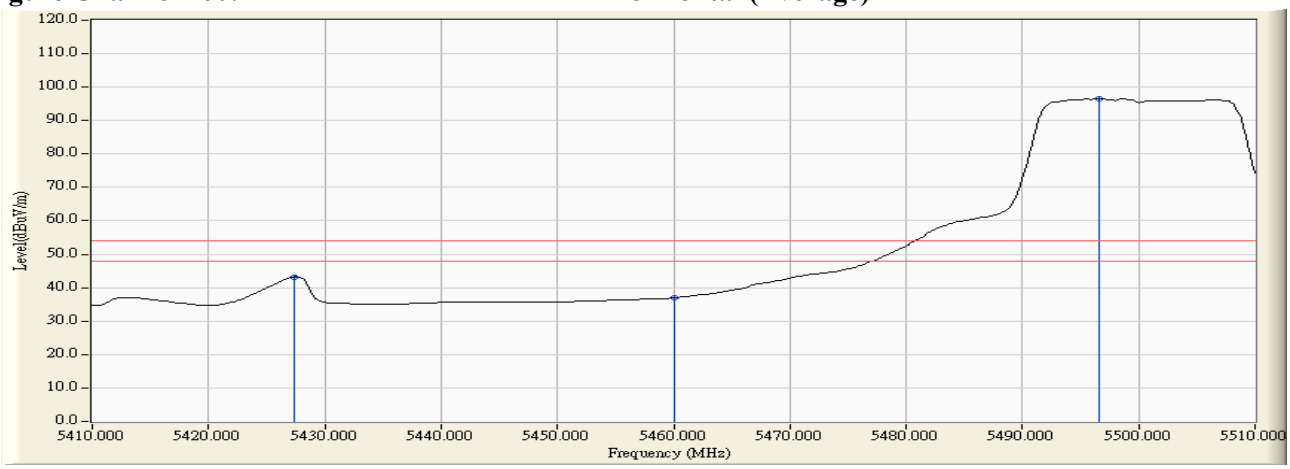

Note:

1. All readings above 1GHz are performed with peak and/or average measurements as necessary.
2. Peak measurements: RBW = 1MHz, VBW = 3 MHz, Sweep: Auto.
3. Average measurements: RBW = 1MHz, VBW = 10 Hz, Sweep: Auto.
4. " * ", means this data is the worst emission level.
5. Measurement Level = Reading Level + Correct Factor.
6. The average measurement was not performed when the peak measured data under the limit of average detection.

Product : Play-Fi Wireless Speaker
Test Item : Band Edge Data
Test Site : No.3 OATS
Test Mode : Mode 1: Transmit (802.11a-6Mbps) -Channel 100 (5500MHz)

RF Radiated Measurement (Vertical):

Channel No.	Frequency (MHz)	Correct Factor (dB)	Reading Level (dBμV)	Emission Level (dBμV/m)	Peak Limit (dBμV/m)	Average Limit (dBμV/m)	Result
100 (Peak)	5449.000	3.821	49.760	53.581	74.00	54.00	Pass
100 (Peak)	5460.000	3.934	45.768	49.703	74.00	54.00	Pass
100 (Peak)	5496.800	4.427	98.095	102.522	--	--	Pass
100 (Average)	5427.600	3.729	37.230	40.959	74.00	54.00	Pass
100 (Average)	5460.000	3.934	32.097	36.032	74.00	54.00	Pass
100 (Average)	5498.200	4.441	89.113	93.554	--	--	Pass

Figure Channel 100: Vertical (Peak)

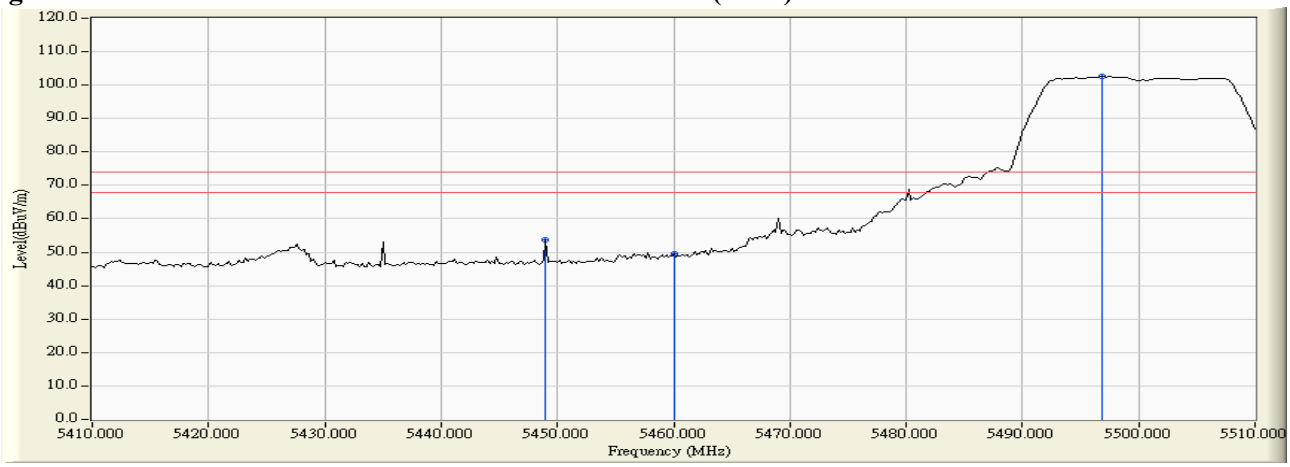

Figure Channel 100: Vertical (Average)

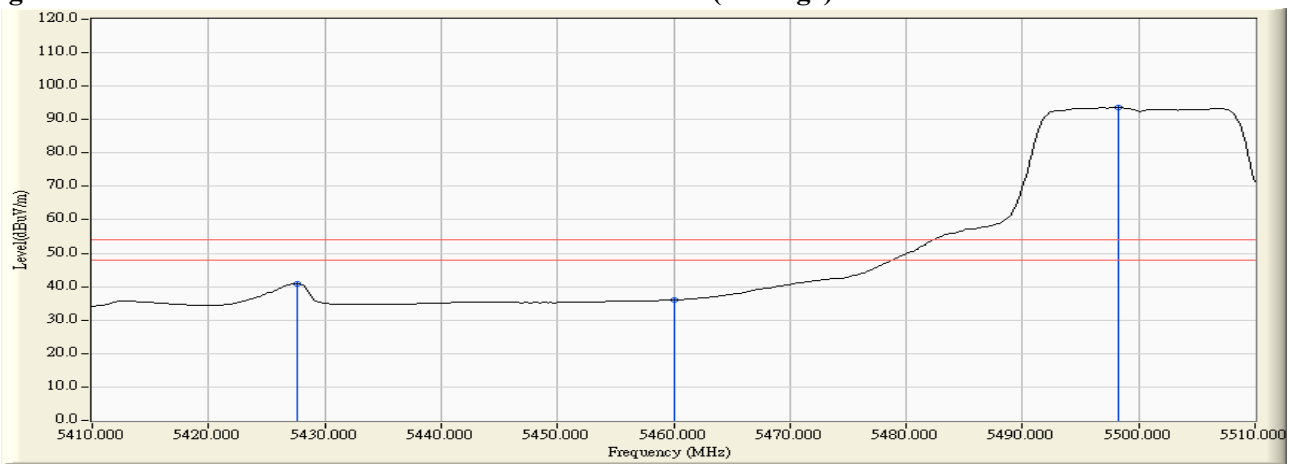

Note:

1. All readings above 1GHz are performed with peak and/or average measurements as necessary.
2. Peak measurements: RBW = 1MHz, VBW = 3 MHz, Sweep: Auto.
3. Average measurements: RBW = 1MHz, VBW = 10 Hz, Sweep: Auto.
4. " * ", means this data is the worst emission level.
5. Measurement Level = Reading Level + Correct Factor.
6. The average measurement was not performed when the peak measured data under the limit of average detection.

Product : Play-Fi Wireless Speaker
Test Item : Band Edge Data
Test Site : No.3 OATS
Test Mode : Mode 1: Transmit (802.11a-6Mbps) -Channel 100

RF Radiated Measurement:

	Frequency (MHz)	Correct Factor (dB)	Reading Level (dBm)	Measure Level (dBm/m)	Margin (dB)	Limit (dBm/m)	Result
Horizontal	5470.000	14.189	-78.970	-64.781	-37.781	-27.000	Pass

	Frequency (MHz)	Correct Factor (dB)	Reading Level (dBm)	Measure Level (dBm/m)	Margin (dB)	Limit (dBm/m)	Result
Vertical	5470.000	13.630	-76.750	-63.120	-36.120	-27.000	Pass

Product : Play-Fi Wireless Speaker
Test Item : Band Edge Data
Test Site : No.3 OATS
Test Mode : Mode 1: Transmit (802.11a-6Mbps) -Channel 140

RF Radiated Measurement:

	Frequency (MHz)	Correct Factor (dB)	Reading Level (dBm)	Measure Level (dBm/m)	Margin (dB)	Limit (dBm/m)	Result
Horizontal	5725.000	14.557	-78.520	-63.963	-36.963	-27.000	Pass

	Frequency (MHz)	Correct Factor (dB)	Reading Level (dBm)	Measure Level (dBm/m)	Margin (dB)	Limit (dBm/m)	Result
Vertical	5725.000	14.292	-77.070	-62.778	-35.778	-27.000	Pass

Product : Play-Fi Wireless Speaker
Test Item : Band Edge Data
Test Site : No.3 OATS
Test Mode : Mode 2: Transmit (802.11n-20BW 7.2Mbps) -Channel 36 (5180MHz)

RF Radiated Measurement (Horizontal):

Channel No.	Frequency (MHz)	Correct Factor (dB)	Reading Level (dBμV)	Emission Level (dBμV/m)	Peak Limit (dBμV/m)	Average Limit (dBμV/m)	Result
36 (Peak)	5147.800	2.804	62.547	65.351	74.00	54.00	Pass
36 (Peak)	5150.000	2.796	54.967	57.763	74.00	54.00	Pass
36 (Peak)	5177.000	2.706	100.187	102.893	--	--	Pass
36 (Average)	5150.000	2.796	39.943	42.739	74.00	54.00	Pass
36 (Average)	5177.000	2.706	90.946	93.652	--	--	Pass

Figure Channel 36: Horizontal (Peak)

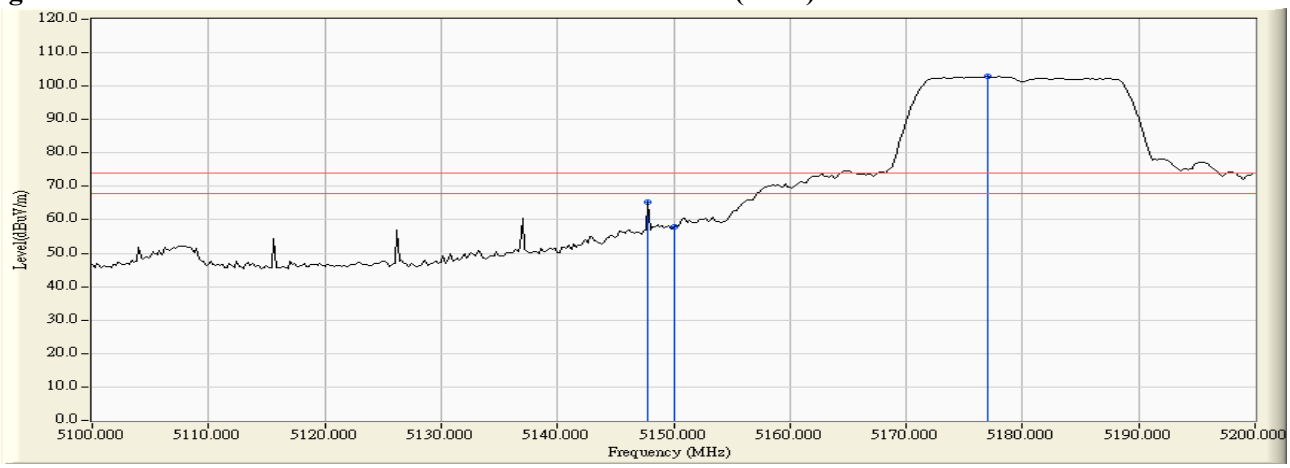

Figure Channel 36: Horizontal (Average)

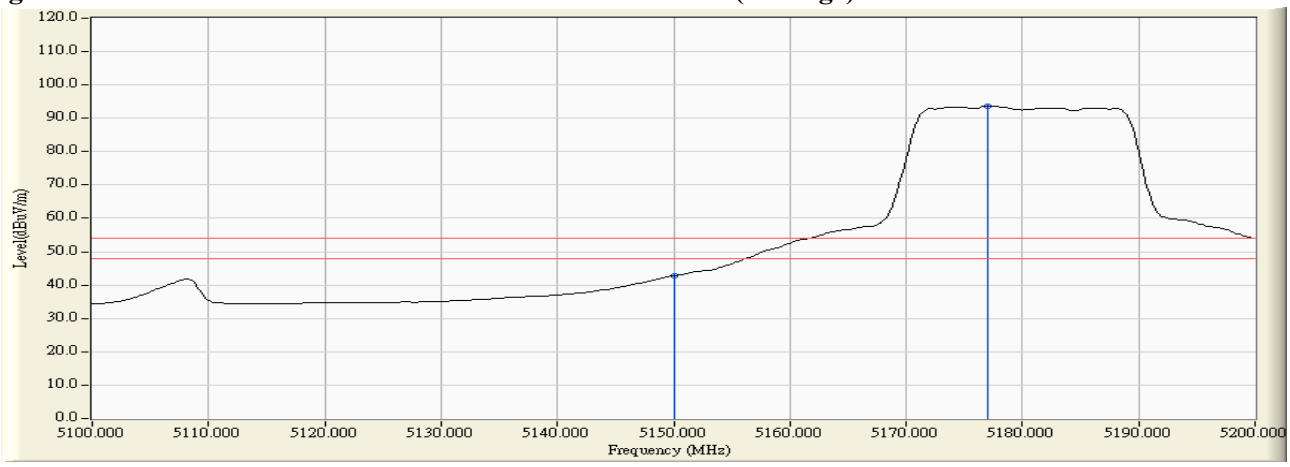

Note:

1. All readings above 1GHz are performed with peak and/or average measurements as necessary.
2. Peak measurements: RBW = 1MHz, VBW = 3 MHz, Sweep: Auto.
3. Average measurements: RBW = 1MHz, VBW = 10 Hz, Sweep: Auto.
4. " * ", means this data is the worst emission level.
5. Measurement Level = Reading Level + Correct Factor.
6. The average measurement was not performed when the peak measured data under the limit of average detection.

Product : Play-Fi Wireless Speaker
Test Item : Band Edge Data
Test Site : No.3 OATS
Test Mode : Mode 2: Transmit (802.11n-20BW 7.2Mbps) -Channel 36 (5180MHz)

RF Radiated Measurement (Vertical):

Channel No.	Frequency (MHz)	Correct Factor (dB)	Reading Level (dBμV)	Emission Level (dBμV/m)	Peak Limit (dBμV/m)	Average Limit (dBμV/m)	Result
36 (Peak)	5141.600	3.290	53.505	56.795	74.00	54.00	Pass
36 (Peak)	5150.000	3.331	49.049	52.381	74.00	54.00	Pass
36 (Peak)	5177.000	3.459	94.068	97.527	--	--	Pass
36 (Average)	5150.000	3.331	35.354	38.686	74.00	54.00	Pass
36 (Average)	5177.000	3.459	84.831	88.290	--	--	Pass

Figure Channel 36: Vertical (Peak)

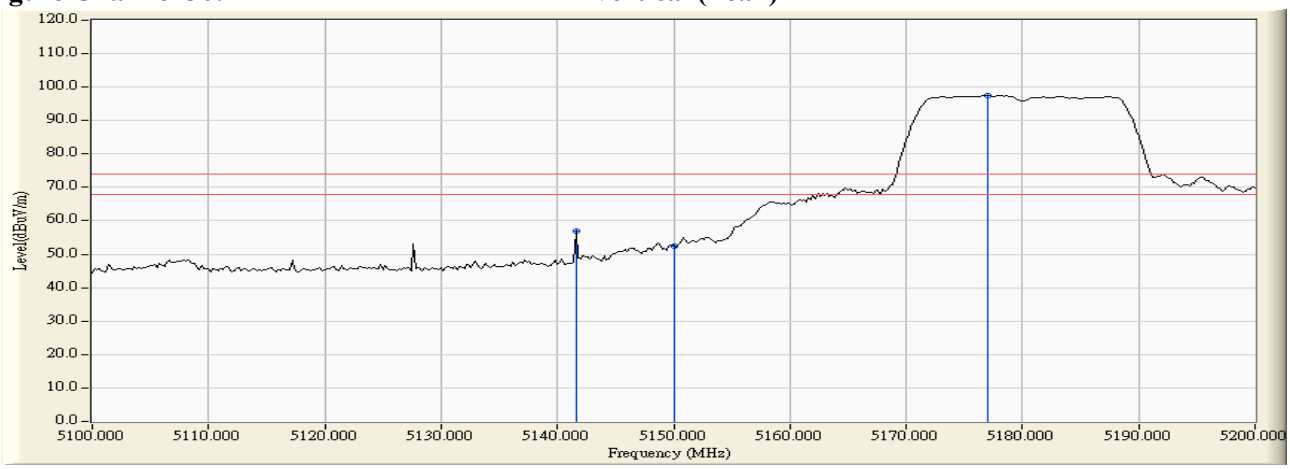

Figure Channel 36: Vertical (Average)

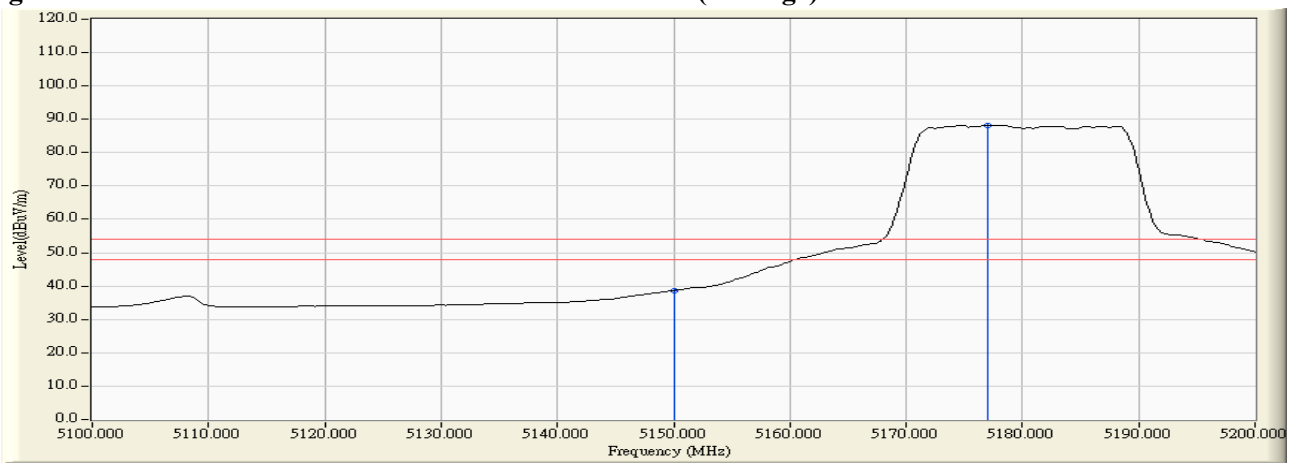

Note:

1. All readings above 1GHz are performed with peak and/or average measurements as necessary.
2. Peak measurements: RBW = 1MHz, VBW = 3 MHz, Sweep: Auto.
3. Average measurements: RBW = 1MHz, VBW = 10 Hz, Sweep: Auto.
4. " * ", means this data is the worst emission level.
5. Measurement Level = Reading Level + Correct Factor.
6. The average measurement was not performed when the peak measured data under the limit of average detection.

Product : Play-Fi Wireless Speaker
Test Item : Band Edge Data
Test Site : No.3 OATS
Test Mode : Mode 2: Transmit (802.11n-20BW 7.2Mbps) -Channel 64 (5320MHz)

RF Radiated Measurement (Horizontal):

Channel No.	Frequency (MHz)	Correct Factor (dB)	Reading Level (dBμV)	Emission Level (dBμV/m)	Peak Limit (dBμV/m)	Average Limit (dBμV/m)	Result
64 (Peak)	5318.600	3.645	99.828	103.473	--	--	Pass
64 (Peak)	5350.000	3.575	48.918	52.493	74.00	54.00	Pass
64 (Peak)	5354.200	3.552	49.539	53.091	74.00	54.00	Pass
64 (Average)	5318.400	3.646	90.570	94.216	--	--	Pass
64 (Average)	5350.000	3.575	36.621	40.196	74.00	54.00	Pass
64 (Average)	5391.600	3.274	38.014	41.288	74.00	54.00	Pass

Figure Channel 64: Horizontal (Peak)

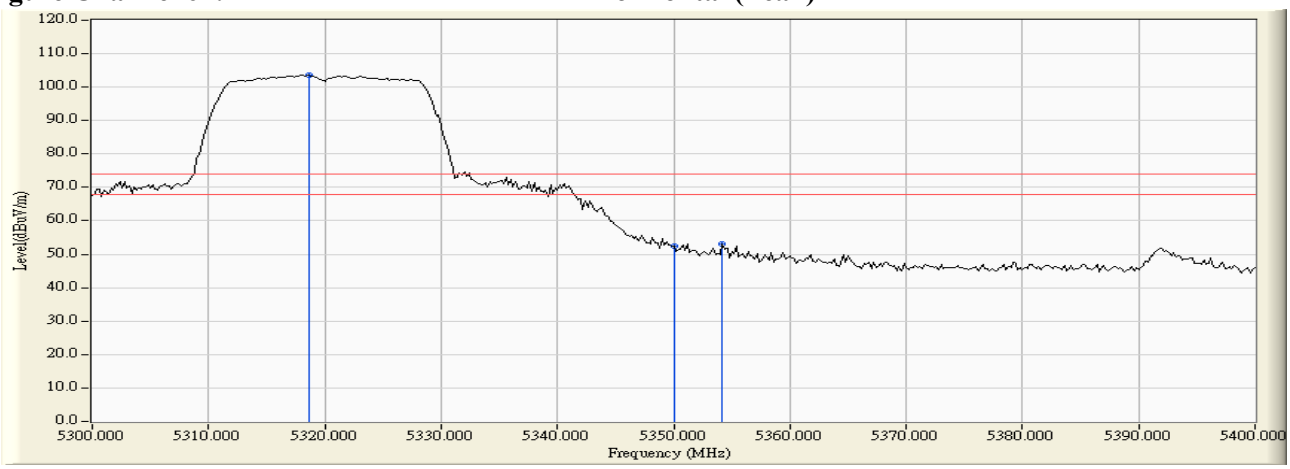

Figure Channel 64: Horizontal (Average)

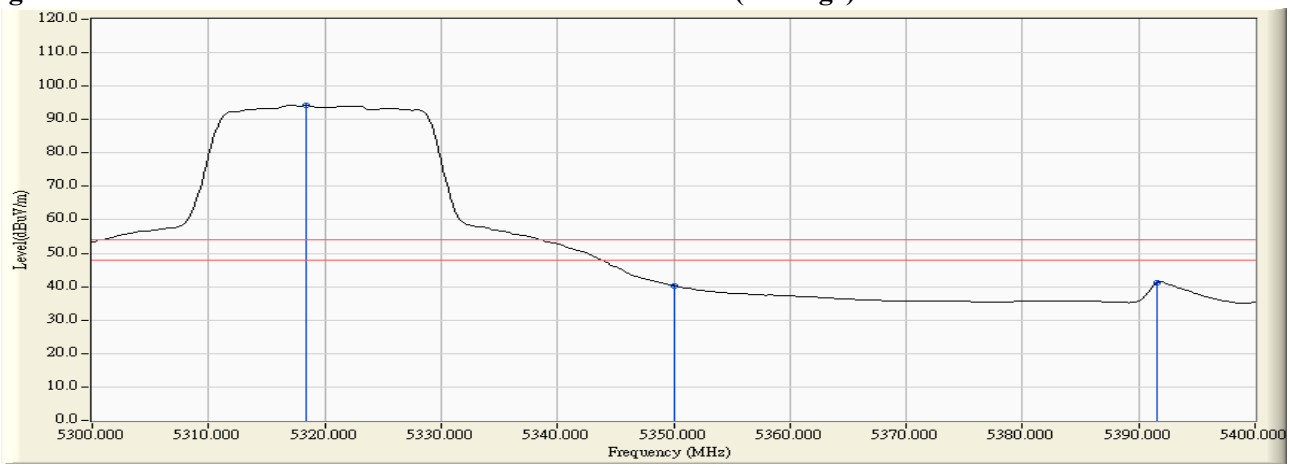

Note:

1. All readings above 1GHz are performed with peak and/or average measurements as necessary.
2. Peak measurements: RBW = 1MHz, VBW = 3 MHz, Sweep: Auto.
3. Average measurements: RBW = 1MHz, VBW = 10 Hz, Sweep: Auto.
4. " * ", means this data is the worst emission level.
5. Measurement Level = Reading Level + Correct Factor.
6. The average measurement was not performed when the peak measured data under the limit of average detection.

Product : Play-Fi Wireless Speaker
Test Item : Band Edge Data
Test Site : No.3 OATS
Test Mode : Mode 2: Transmit (802.11n-20BW 7.2Mbps) -Channel 64 (5320MHz)

RF Radiated Measurement (Vertical):

Channel No.	Frequency (MHz)	Correct Factor (dB)	Reading Level (dBμV)	Emission Level (dBμV/m)	Peak Limit (dBμV/m)	Average Limit (dBμV/m)	Result
64 (Peak)	5321.600	3.888	95.503	99.391	--	--	Pass
64 (Peak)	5350.000	3.900	46.812	50.712	74.00	54.00	Pass
64 (Average)	5318.400	3.886	86.252	90.138	--	--	Pass
64 (Average)	5350.000	3.900	34.049	37.949	74.00	54.00	Pass
64 (Average)	5391.800	3.703	35.213	38.916	74.00	54.00	Pass

Figure Channel 64: Vertical (Peak)

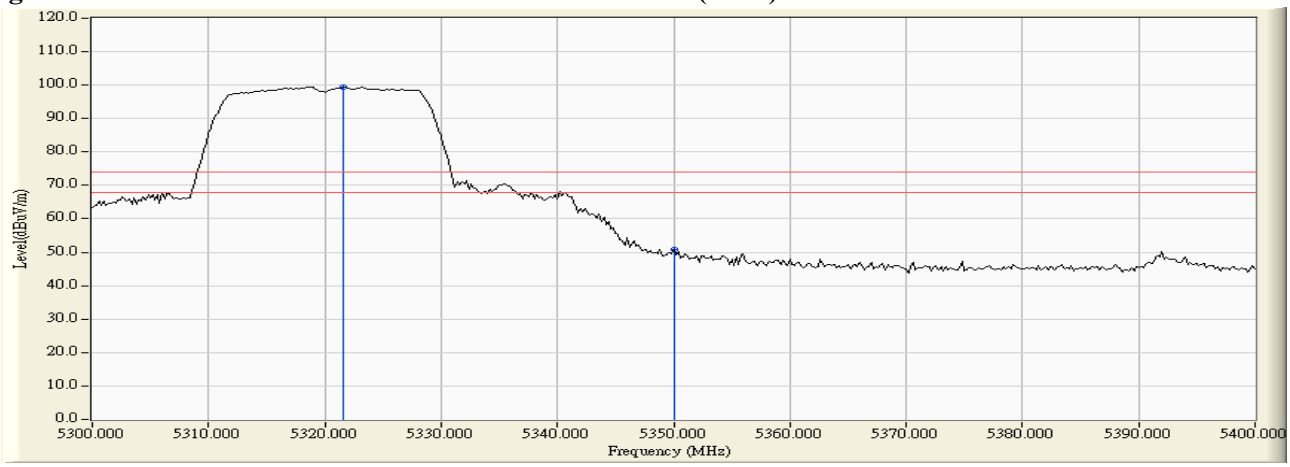

Figure Channel 64: Vertical (Average)

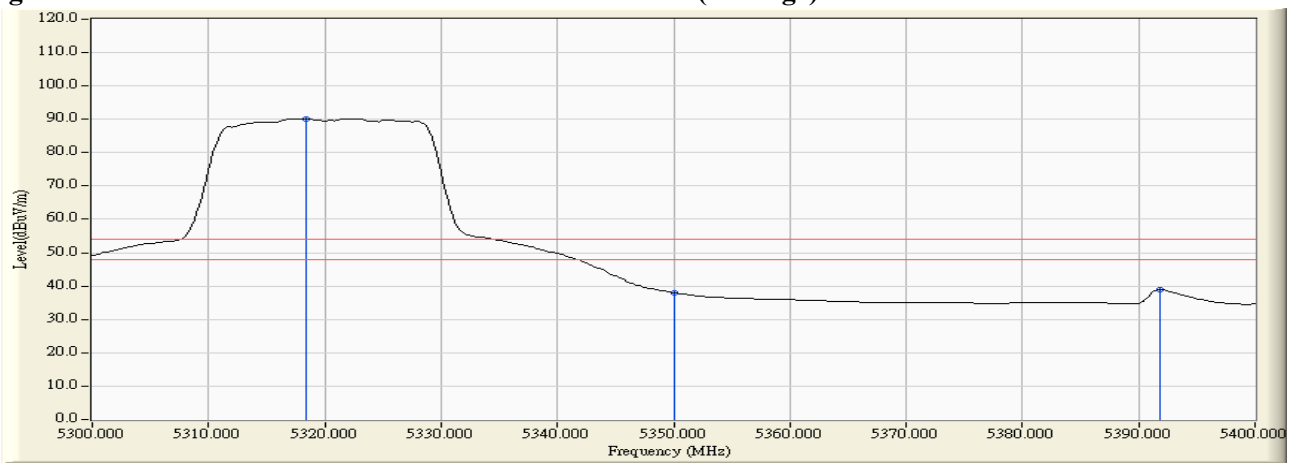

Note:

1. All readings above 1GHz are performed with peak and/or average measurements as necessary.
2. Peak measurements: RBW = 1MHz, VBW = 3 MHz, Sweep: Auto.
3. Average measurements: RBW = 1MHz, VBW = 10 Hz, Sweep: Auto.
4. " * ", means this data is the worst emission level.
5. Measurement Level = Reading Level + Correct Factor.
6. The average measurement was not performed when the peak measured data under the limit of average detection.

Product : Play-Fi Wireless Speaker
Test Item : Band Edge Data
Test Site : No.3 OATS
Test Mode : Mode 2: Transmit (802.11n-20BW 7.2Mbps) -Channel 100 (5500MHz)

RF Radiated Measurement (Horizontal):

Channel No.	Frequency (MHz)	Correct Factor (dB)	Reading Level (dBμV)	Emission Level (dBμV/m)	Peak Limit (dBμV/m)	Average Limit (dBμV/m)	Result
100 (Peak)	5427.600	3.406	49.469	52.875	74.00	54.00	Pass
100 (Peak)	5460.000	3.775	47.572	51.347	74.00	54.00	Pass
100 (Peak)	5496.800	4.436	99.902	104.337	--	--	Pass
100 (Average)	5428.200	3.411	39.928	43.339	74.00	54.00	Pass
100 (Average)	5460.000	3.775	33.151	36.926	74.00	54.00	Pass
100 (Average)	5497.200	4.440	90.796	95.237	--	--	Pass

Figure Channel 100: Horizontal (Peak)

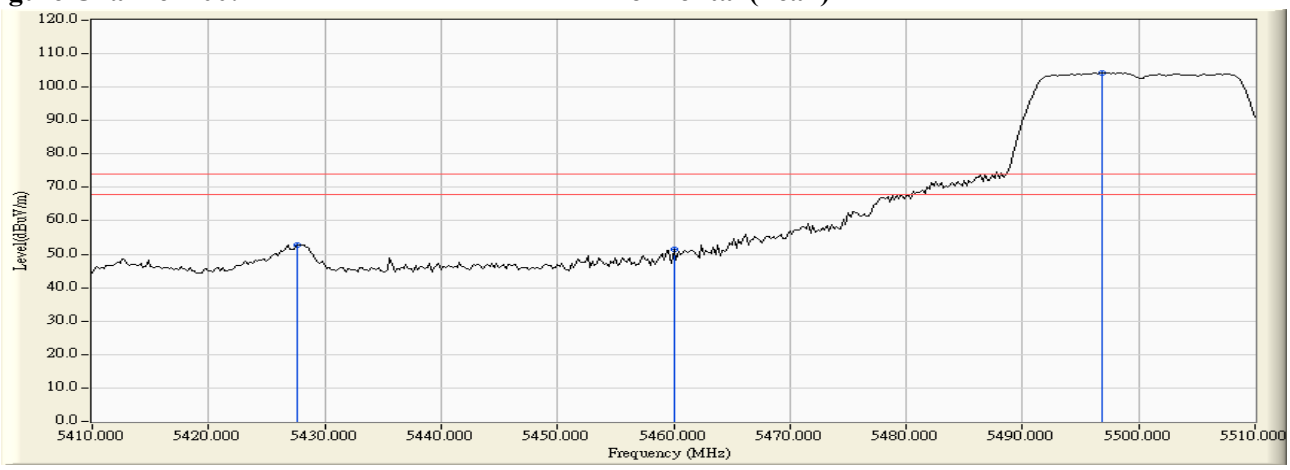

Figure Channel 100: Horizontal (Average)

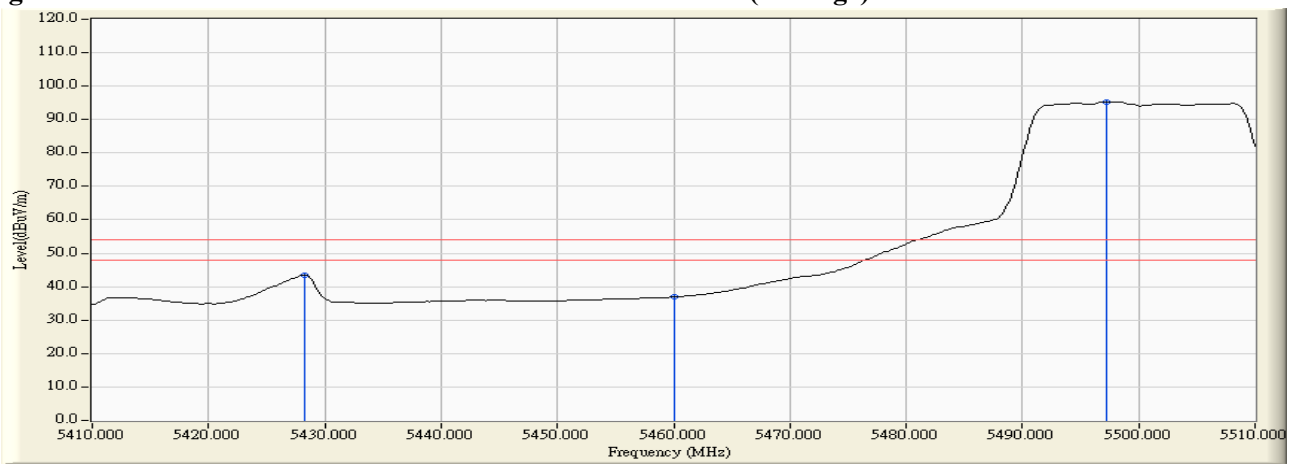

Note:

1. All readings above 1GHz are performed with peak and/or average measurements as necessary.
2. Peak measurements: RBW = 1MHz, VBW = 3 MHz, Sweep: Auto.
3. Average measurements: RBW = 1MHz, VBW = 10 Hz, Sweep: Auto.
4. " * ", means this data is the worst emission level.
5. Measurement Level = Reading Level + Correct Factor.
6. The average measurement was not performed when the peak measured data under the limit of average detection.

Product : Play-Fi Wireless Speaker
Test Item : Band Edge Data
Test Site : No.3 OATS
Test Mode : Mode 2: Transmit (802.11n-20BW 7.2Mbps) -Channel 100 (5500MHz)

RF Radiated Measurement (Vertical):

Channel No.	Frequency (MHz)	Correct Factor (dB)	Reading Level (dBμV)	Emission Level (dBμV/m)	Peak Limit (dBμV/m)	Average Limit (dBμV/m)	Result
100 (Peak)	5446.400	3.806	51.448	55.255	74.00	54.00	Pass
100 (Peak)	5460.000	3.934	45.108	49.043	74.00	54.00	Pass
100 (Peak)	5497.000	4.428	96.986	101.415	--	--	Pass
100 (Average)	5428.200	3.731	37.005	40.735	74.00	54.00	Pass
100 (Average)	5460.000	3.934	31.983	35.918	74.00	54.00	Pass
100 (Average)	5497.000	4.428	87.937	92.366	--	--	Pass

Figure Channel 100: Vertical (Peak)

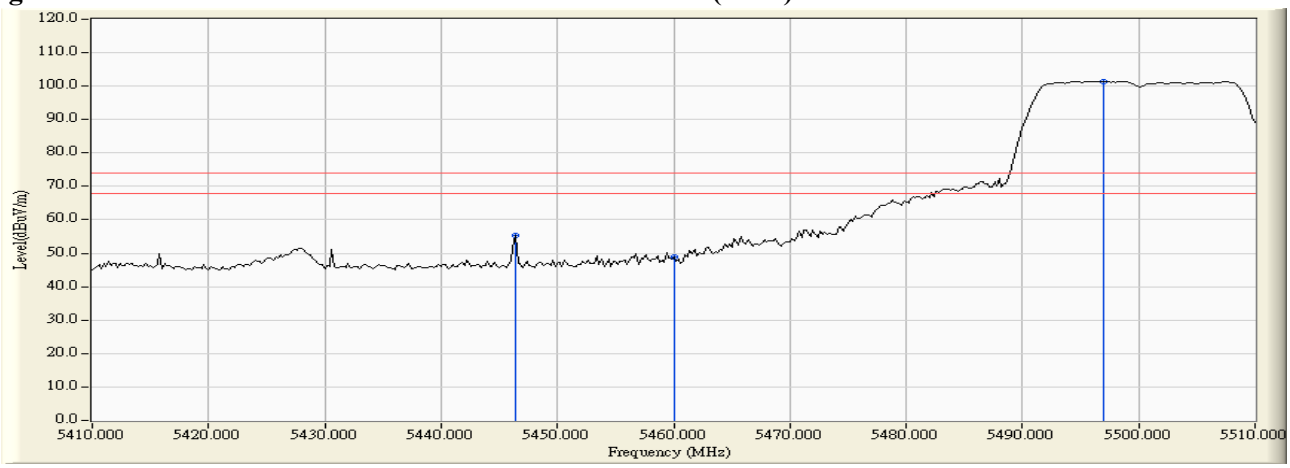

Figure Channel 100: Vertical (Average)

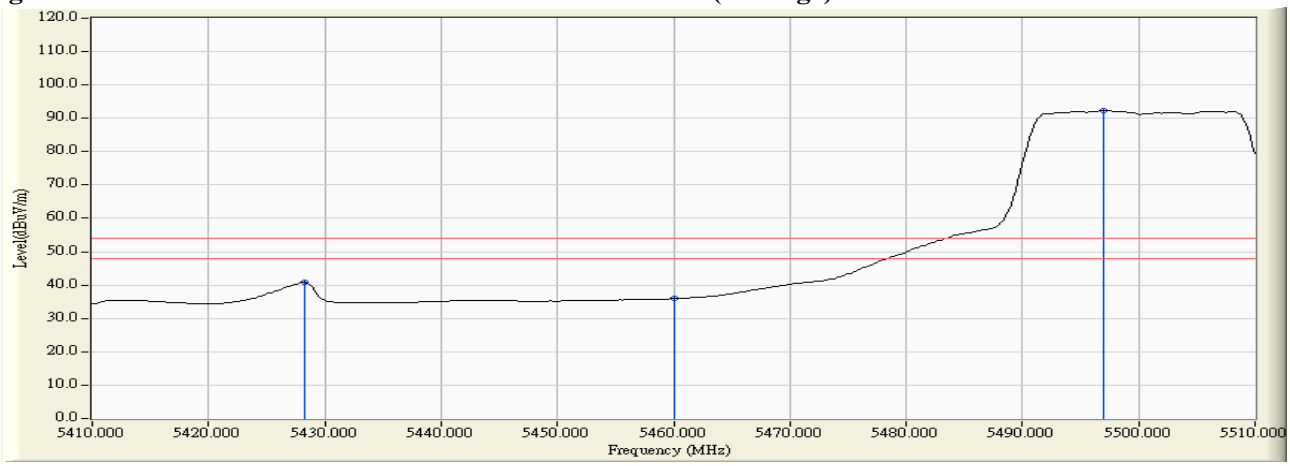

Note:

1. All readings above 1GHz are performed with peak and/or average measurements as necessary.
2. Peak measurements: RBW = 1MHz, VBW = 3 MHz, Sweep: Auto.
3. Average measurements: RBW = 1MHz, VBW = 10 Hz, Sweep: Auto.
4. " * ", means this data is the worst emission level.
5. Measurement Level = Reading Level + Correct Factor.
6. The average measurement was not performed when the peak measured data under the limit of average detection.

Product : Play-Fi Wireless Speaker
Test Item : Band Edge Data
Test Site : No.3 OATS
Test Mode : Mode 2: Transmit (802.11n-20BW 7.2Mbps) -Channel 100

RF Radiated Measurement:

	Frequency (MHz)	Correct Factor (dB)	Reading Level (dBm)	Measure Level (dBm/m)	Margin (dB)	Limit (dBm/m)	Result
Horizontal	5470.000	14.189	-78.790	-64.601	-37.601	-27.000	Pass

	Frequency (MHz)	Correct Factor (dB)	Reading Level (dBm)	Measure Level (dBm/m)	Margin (dB)	Limit (dBm/m)	Result
Vertical	5470.000	13.630	-76.570	-62.940	-35.940	-27.000	Pass

Product : Play-Fi Wireless Speaker
Test Item : Band Edge Data
Test Site : No.3 OATS
Test Mode : Mode 2: Transmit (802.11n-20BW 7.2Mbps) -Channel 140

RF Radiated Measurement:

	Frequency (MHz)	Correct Factor (dB)	Reading Level (dBm)	Measure Level (dBm/m)	Margin (dB)	Limit (dBm/m)	Result
Horizontal	5725.000	14.557	-78.200	-63.643	-36.643	-27.000	Pass

	Frequency (MHz)	Correct Factor (dB)	Reading Level (dBm)	Measure Level (dBm/m)	Margin (dB)	Limit (dBm/m)	Result
Vertical	5725.000	14.292	-77.520	-63.228	-36.228	-27.000	Pass

Product : Play-Fi Wireless Speaker
Test Item : Band Edge Data
Test Site : No.3 OATS
Test Mode : Mode 3: Transmit (802.11n-40BW 15Mbps) -Channel 38 (5190MHz)

RF Radiated Measurement (Horizontal):

Channel No.	Frequency (MHz)	Correct Factor (dB)	Reading Level (dBμV)	Emission Level (dBμV/m)	Peak Limit (dBμV/m)	Average Limit (dBμV/m)	Result
38 (Peak)	5145.200	2.811	59.380	62.191	74.00	54.00	Pass
38 (Peak)	5150.000	2.796	49.514	52.310	74.00	54.00	Pass
38 (Peak)	5192.400	2.655	101.612	104.267	--	--	Pass
38 (Average)	5117.600	2.893	38.006	40.899	74.00	54.00	Pass
38 (Average)	5150.000	2.796	35.167	37.963	74.00	54.00	Pass
38 (Average)	5193.000	2.654	92.475	95.128	--	--	Pass

Figure Channel 38: Horizontal (Peak)

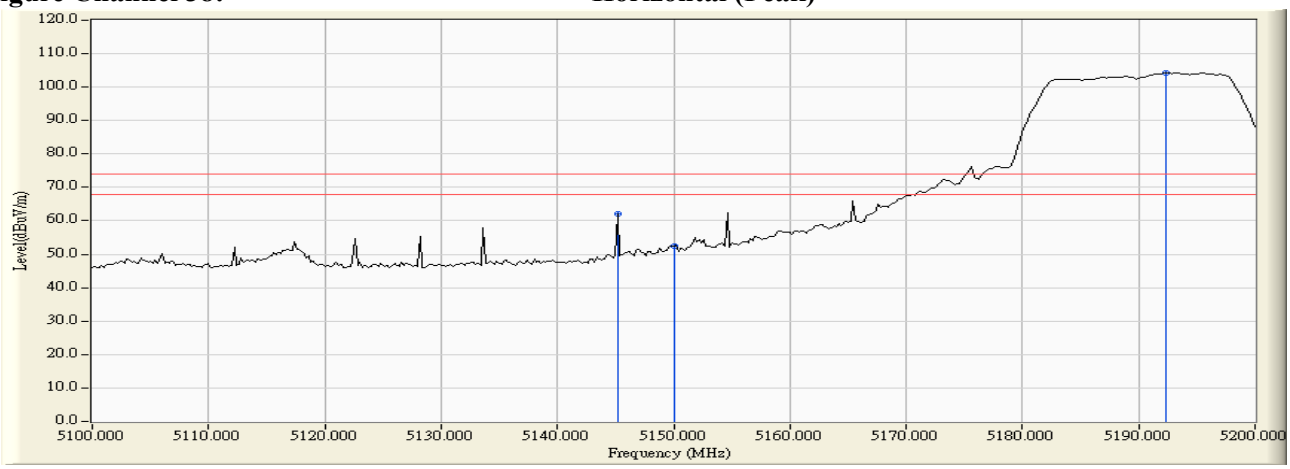

Figure Channel 38: Horizontal (Average)

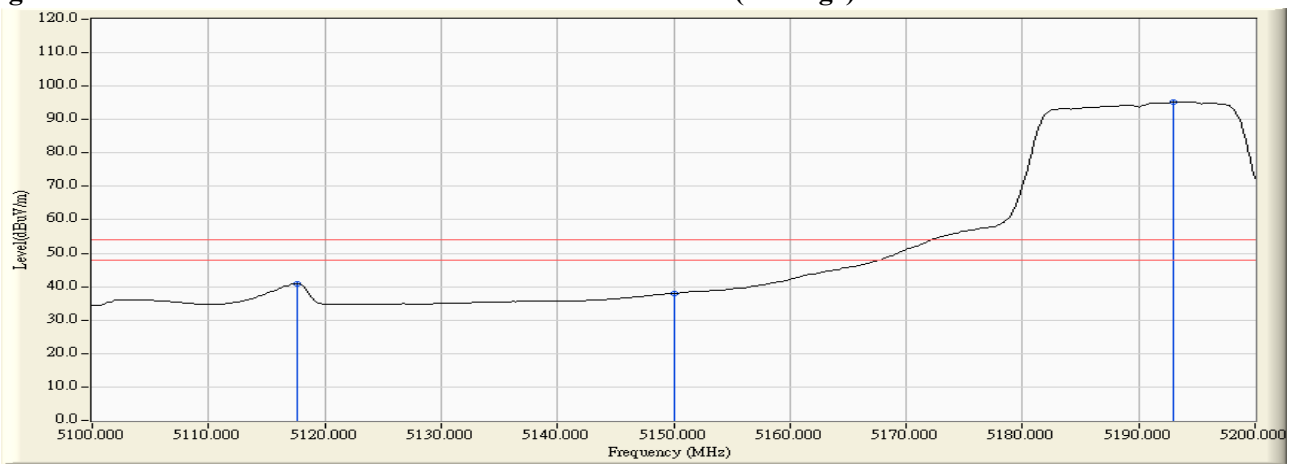

Note:

1. All readings above 1GHz are performed with peak and/or average measurements as necessary.
2. Peak measurements: RBW = 1MHz, VBW = 3 MHz, Sweep: Auto.
3. Average measurements: RBW = 1MHz, VBW = 10 Hz, Sweep: Auto.
4. " * ", means this data is the worst emission level.
5. Measurement Level = Reading Level + Correct Factor.
6. The average measurement was not performed when the peak measured data under the limit of average detection.

Product : Play-Fi Wireless Speaker
Test Item : Band Edge Data
Test Site : No.3 OATS
Test Mode : Mode 3: Transmit (802.11n-40BW 15Mbps) -Channel 38 (5190MHz)

RF Radiated Measurement (Vertical):

Channel No.	Frequency (MHz)	Correct Factor (dB)	Reading Level (dBμV)	Emission Level (dBμV/m)	Peak Limit (dBμV/m)	Average Limit (dBμV/m)	Result
38 (Peak)	5117.000	3.163	46.120	49.283	74.00	54.00	Pass
38 (Peak)	5150.000	3.331	45.084	48.416	74.00	54.00	Pass
38 (Peak)	5193.200	3.537	96.298	99.834	--	--	Pass
38 (Average)	5117.600	3.166	34.032	37.198	74.00	54.00	Pass
38 (Average)	5150.000	3.331	32.856	36.188	74.00	54.00	Pass
38 (Average)	5194.000	3.540	87.117	90.657	--	--	Pass

Figure Channel 38: Vertical (Peak)

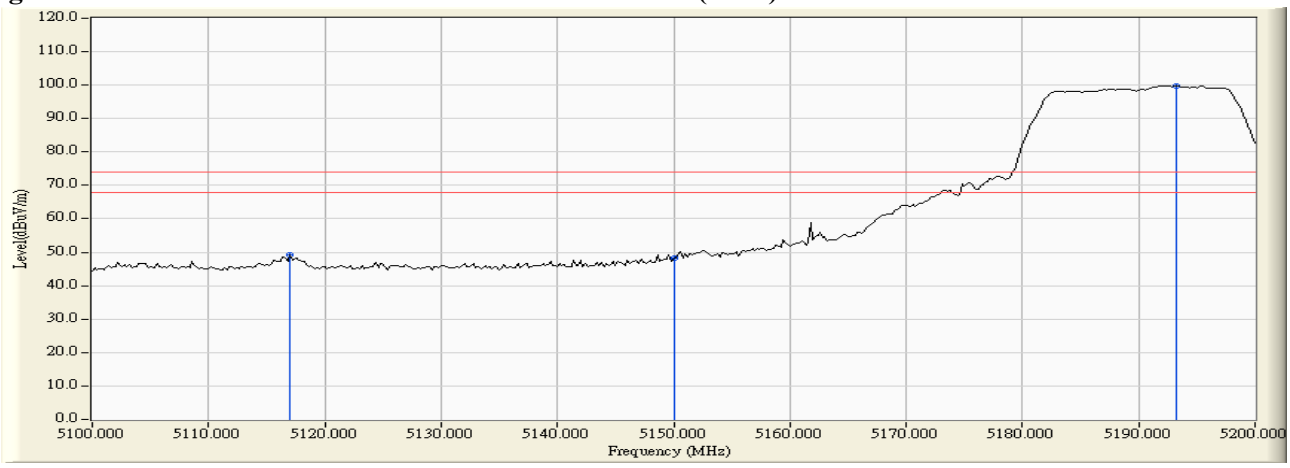

Figure Channel 38: Vertical (Average)

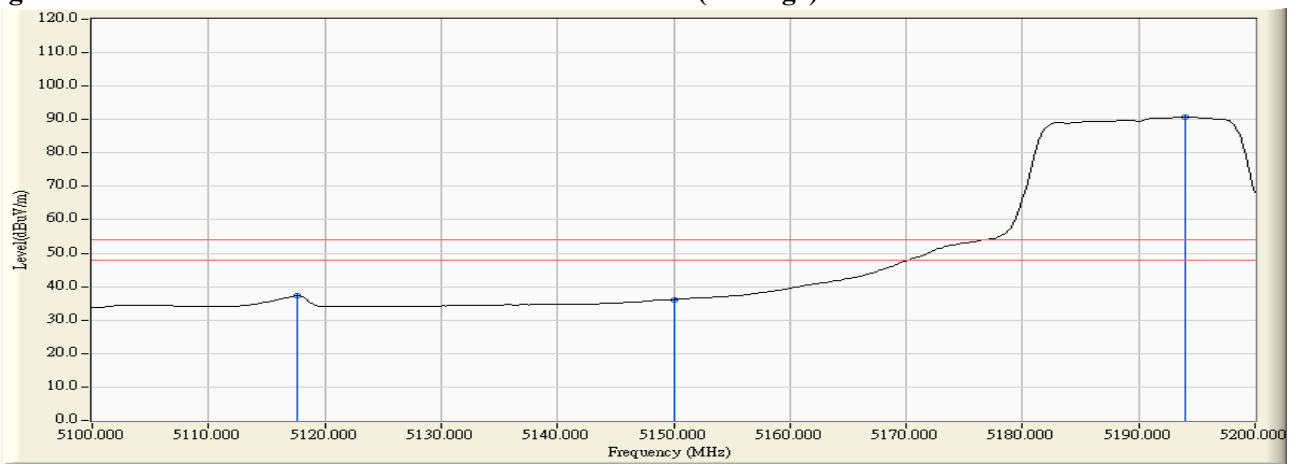

Note:

1. All readings above 1GHz are performed with peak and/or average measurements as necessary.
2. Peak measurements: RBW = 1MHz, VBW = 3 MHz, Sweep: Auto.
3. Average measurements: RBW = 1MHz, VBW = 10 Hz, Sweep: Auto.
4. " * ", means this data is the worst emission level.
5. Measurement Level = Reading Level + Correct Factor.
6. The average measurement was not performed when the peak measured data under the limit of average detection.

Product : Play-Fi Wireless Speaker
Test Item : Band Edge Data
Test Site : No.3 OATS
Test Mode : Mode 3: Transmit (802.11n-40BW 15Mbps) -Channel 62 (5310MHz)

RF Radiated Measurement (Horizontal):

Channel No.	Frequency (MHz)	Correct Factor (dB)	Reading Level (dBμV)	Emission Level (dBμV/m)	Peak Limit (dBμV/m)	Average Limit (dBμV/m)	Result
62 (Peak)	5316.800	3.648	98.610	102.259	--	--	Pass
62 (Peak)	5350.000	3.575	43.750	47.325	74.00	54.00	Pass
62 (Peak)	5355.600	3.542	55.441	58.982	74.00	54.00	Pass
62 (Average)	5317.000	3.648	89.508	93.156	--	--	Pass
62 (Average)	5350.000	3.575	32.474	36.049	74.00	54.00	Pass
62 (Average)	5382.600	3.330	37.127	40.456	74.00	54.00	Pass

Figure Channel 62: Horizontal (Peak)

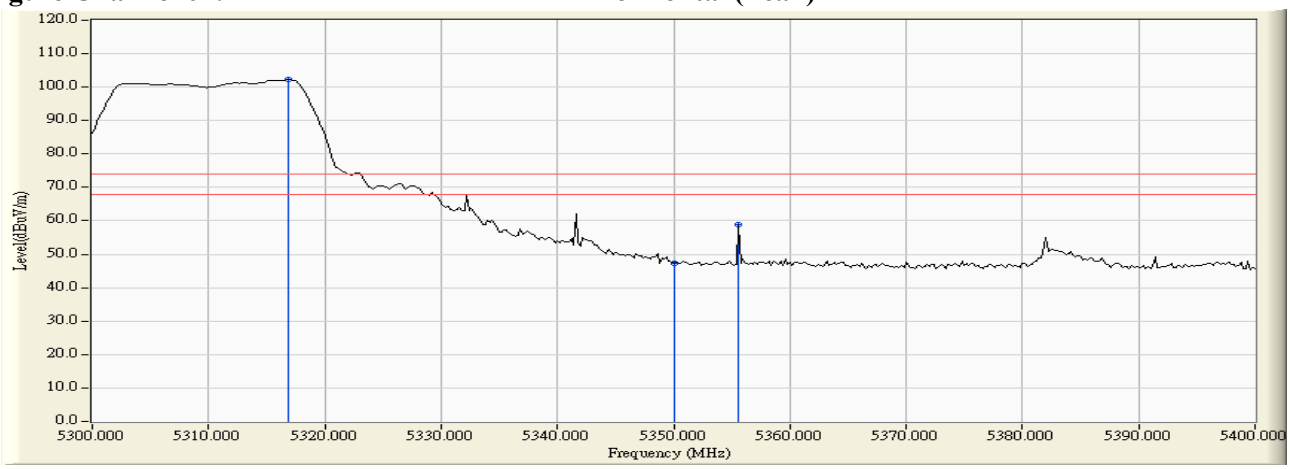

Figure Channel 62: Horizontal (Average)

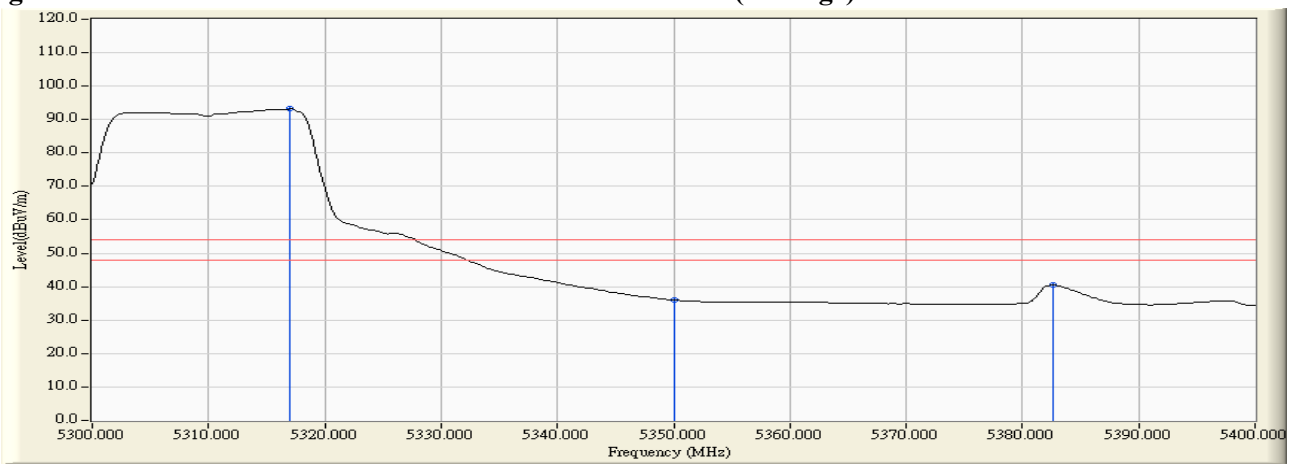

Note:

1. All readings above 1GHz are performed with peak and/or average measurements as necessary.
2. Peak measurements: RBW = 1MHz, VBW = 3 MHz, Sweep: Auto.
3. Average measurements: RBW = 1MHz, VBW = 10 Hz, Sweep: Auto.
4. " * ", means this data is the worst emission level.
5. Measurement Level = Reading Level + Correct Factor.
6. The average measurement was not performed when the peak measured data under the limit of average detection.

Product : Play-Fi Wireless Speaker
Test Item : Band Edge Data
Test Site : No.3 OATS
Test Mode : Mode 3: Transmit (802.11n-40BW 15Mbps) -Channel 62 (5310MHz)

RF Radiated Measurement (Vertical):

Channel No.	Frequency (MHz)	Correct Factor (dB)	Reading Level (dBμV)	Emission Level (dBμV/m)	Peak Limit (dBμV/m)	Average Limit (dBμV/m)	Result
62 (Peak)	5317.000	3.884	95.336	99.220	--	--	Pass
62 (Peak)	5350.000	3.900	43.308	47.208	74.00	54.00	Pass
62 (Peak)	5359.800	3.860	53.348	57.208	74.00	54.00	Pass
62 (Average)	5317.000	3.884	86.440	90.324	--	--	Pass
62 (Average)	5350.000	3.900	31.487	35.387	74.00	54.00	Pass
62 (Average)	5382.600	3.743	36.107	39.849	74.00	54.00	Pass

Figure Channel 62: Vertical (Peak)

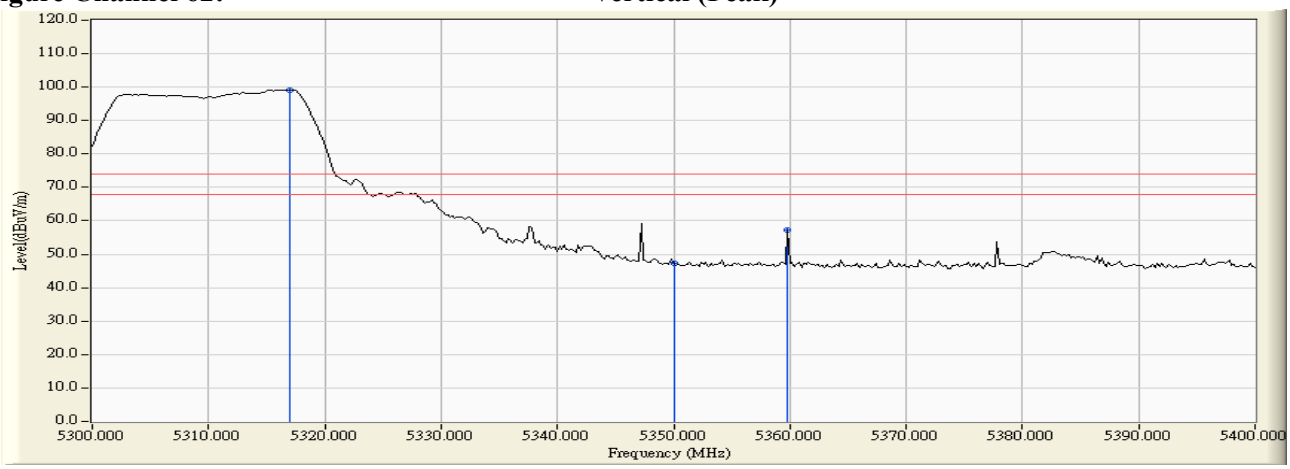

Figure Channel 62: Vertical (Average)

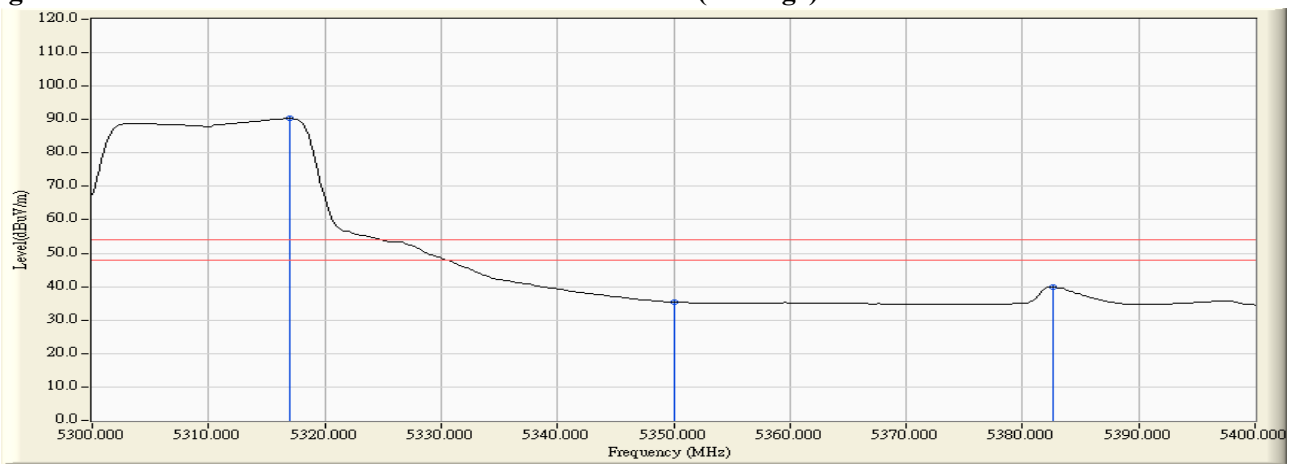

Note:

1. All readings above 1GHz are performed with peak and/or average measurements as necessary.
2. Peak measurements: RBW = 1MHz, VBW = 3 MHz, Sweep: Auto.
3. Average measurements: RBW = 1MHz, VBW = 10 Hz, Sweep: Auto.
4. " * ", means this data is the worst emission level.
5. Measurement Level = Reading Level + Correct Factor.
6. The average measurement was not performed when the peak measured data under the limit of average detection.

Product : Play-Fi Wireless Speaker
Test Item : Band Edge Data
Test Site : No.3 OATS
Test Mode : Mode 3: Transmit (802.11n-40BW 15Mbps) -Channel 102 (5510MHz)

RF Radiated Measurement (Horizontal):

Channel No.	Frequency (MHz)	Correct Factor (dB)	Reading Level (dBμV)	Emission Level (dBμV/m)	Peak Limit (dBμV/m)	Average Limit (dBμV/m)	Result
102 (Peak)	5460.000	3.775	52.266	56.041	74.00	54.00	Pass
102 (Peak)	5508.800	4.543	99.238	103.781	--	--	Pass
102 (Average)	5437.600	3.486	38.359	41.845	74.00	54.00	Pass
102 (Average)	5460.000	3.775	31.406	35.181	74.00	54.00	Pass
102 (Average)	5509.000	4.543	90.186	94.729	--	--	Pass

Figure Channel 102: Horizontal (Peak)

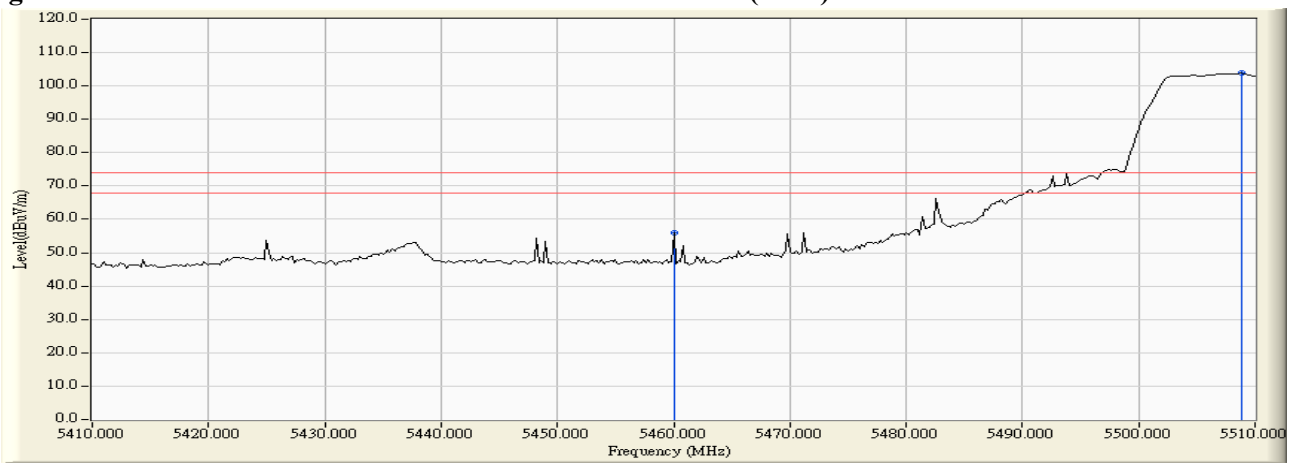

Figure Channel 102: Horizontal (Average)

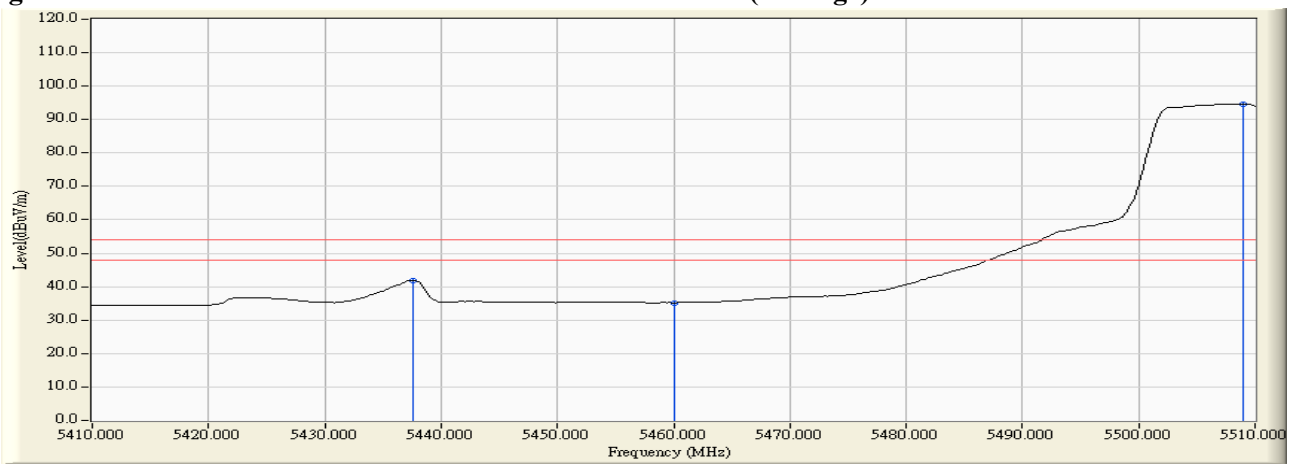

Note:

1. All readings above 1GHz are performed with peak and/or average measurements as necessary.
2. Peak measurements: RBW = 1MHz, VBW = 3 MHz, Sweep: Auto.
3. Average measurements: RBW = 1MHz, VBW = 10 Hz, Sweep: Auto.
4. " * ", means this data is the worst emission level.
5. Measurement Level = Reading Level + Correct Factor.
6. The average measurement was not performed when the peak measured data under the limit of average detection.

Product : Play-Fi Wireless Speaker
Test Item : Band Edge Data
Test Site : No.3 OATS
Test Mode : Mode 3: Transmit (802.11n-40BW 15Mbps) -Channel 102 (5510MHz)

RF Radiated Measurement (Vertical):

Channel No.	Frequency (MHz)	Correct Factor (dB)	Reading Level (dBμV)	Emission Level (dBμV/m)	Peak Limit (dBμV/m)	Average Limit (dBμV/m)	Result
102 (Peak)	5446.800	3.809	48.071	51.880	74.00	54.00	Pass
102 (Peak)	5460.000	3.934	42.872	46.807	74.00	54.00	Pass
102 (Peak)	5508.800	4.512	96.980	101.491	--	--	Pass
102 (Average)	5437.600	3.758	36.075	39.833	74.00	54.00	Pass
102 (Average)	5460.000	3.934	30.846	34.781	74.00	54.00	Pass
102 (Average)	5508.800	4.512	88.052	92.563	--	--	Pass

Figure Channel 102: Vertical (Peak)

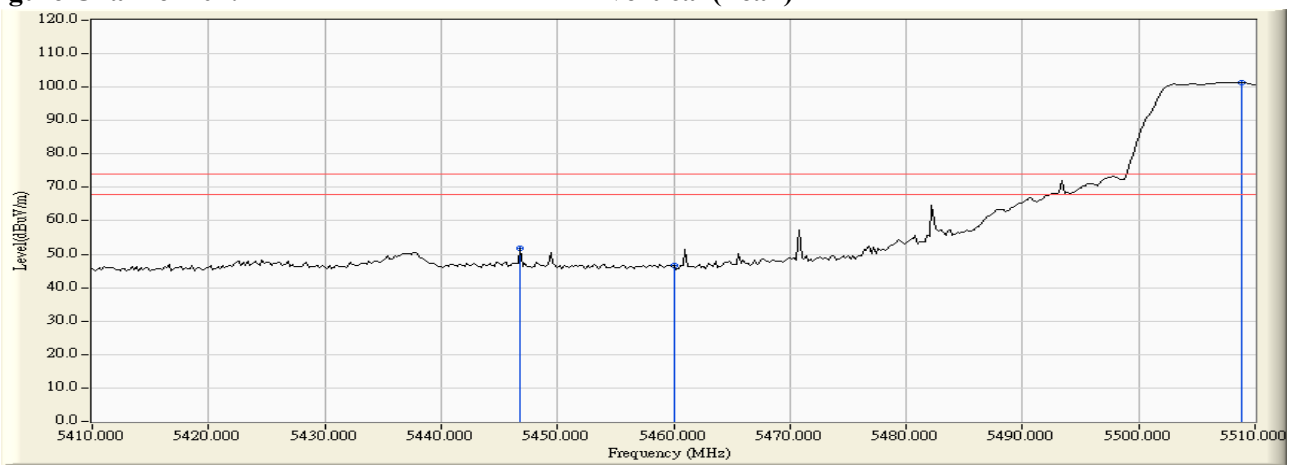

Figure Channel 102: Vertical (Average)

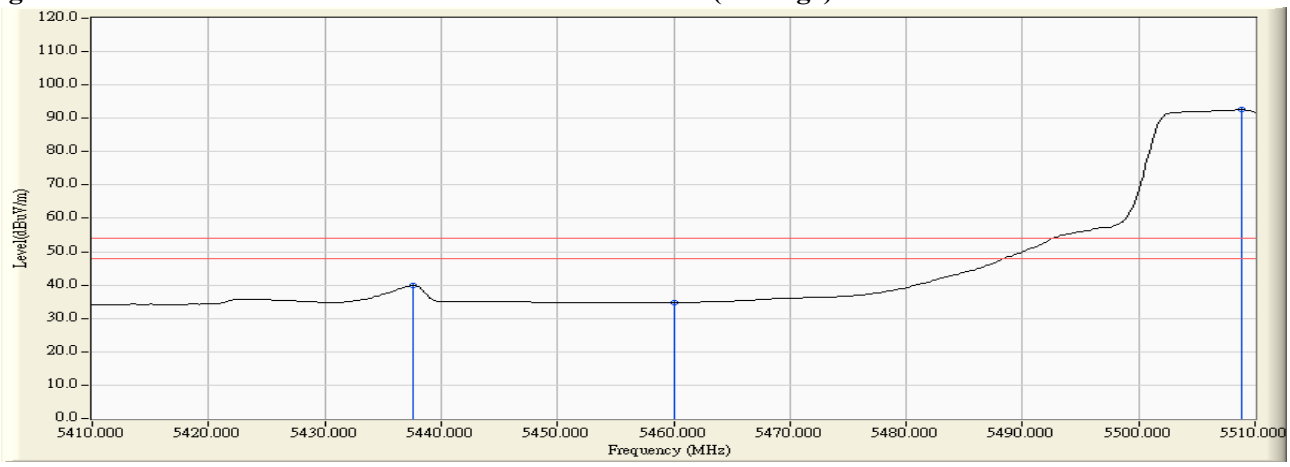

Note:

1. All readings above 1GHz are performed with peak and/or average measurements as necessary.
2. Peak measurements: RBW = 1MHz, VBW = 3 MHz, Sweep: Auto.
3. Average measurements: RBW = 1MHz, VBW = 10 Hz, Sweep: Auto.
4. " * ", means this data is the worst emission level.
5. Measurement Level = Reading Level + Correct Factor.
6. The average measurement was not performed when the peak measured data under the limit of average detection.

Product : Play-Fi Wireless Speaker
Test Item : Band Edge Data
Test Site : No.3 OATS
Test Mode : Mode 3: Transmit (802.11n-40BW 15Mbps) -Channel 102

RF Radiated Measurement:

	Frequency (MHz)	Correct Factor (dB)	Reading Level (dBm)	Measure Level (dBm/m)	Margin (dB)	Limit (dBm/m)	Result
Horizontal	5470.000	14.189	-77.690	-63.501	-36.501	-27.000	Pass

	Frequency (MHz)	Correct Factor (dB)	Reading Level (dBm)	Measure Level (dBm/m)	Margin (dB)	Limit (dBm/m)	Result
Vertical	5470.000	13.630	-72.810	-59.180	-32.180	-27.000	Pass

Product : Play-Fi Wireless Speaker
Test Item : Band Edge Data
Test Site : No.3 OATS
Test Mode : Mode 3: Transmit (802.11n-40BW 15Mbps) -Channel 134

RF Radiated Measurement:

	Frequency (MHz)	Correct Factor (dB)	Reading Level (dBm)	Measure Level (dBm/m)	Margin (dB)	Limit (dBm/m)	Result
Horizontal	5725.000	14.557	-78.900	-64.343	-37.343	-27.000	Pass

	Frequency (MHz)	Correct Factor (dB)	Reading Level (dBm)	Measure Level (dBm/m)	Margin (dB)	Limit (dBm/m)	Result
Vertical	5725.000	14.292	-78.340	-64.048	-37.048	-27.000	Pass

Product : Play-Fi Wireless Speaker
Test Item : Band Edge Data
Test Site : No.3 OATS
Test Mode : Mode 1: Transmit (802.11a-6Mbps)

Test Frequency (MHz)	Measurement Level (20dB BW) (MHz)	Limit (MHz)	Result
5580	5589.50	<5600	PASS
5660	5650.40	>5650	PASS

NOTE: The 5600~5650MHz band is not used in accordance with 15.215 requirement.

5580MHz

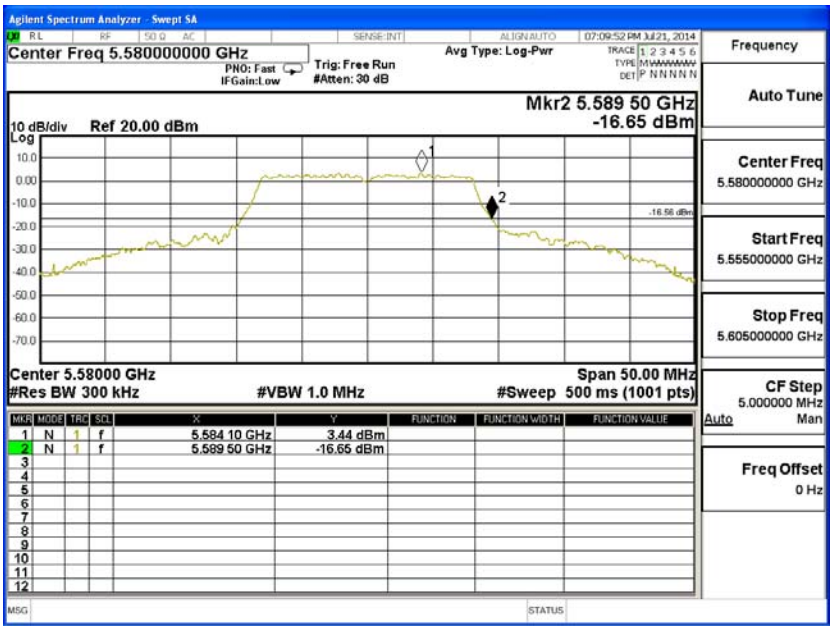

5660MHz

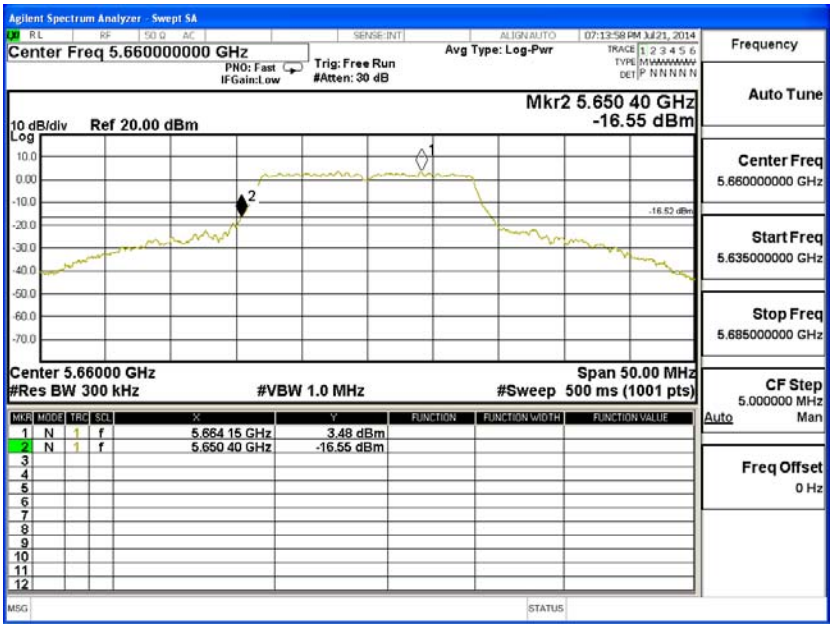

Product : Play-Fi Wireless Speaker
Test Item : Band Edge Data
Test Site : No.3 OATS
Test Mode : Mode 2: Transmit (802.11n-20BW 7.2Mbps)

Test Frequency (MHz)	Measurement Level (20dB BW) (MHz)	Limit (MHz)	Result
5580	5589.85	<5600	PASS
5660	5650.00	>5650	PASS

NOTE: The 5600~5650MHz band is not used in accordance with 15.215 requirement.

5580MHz

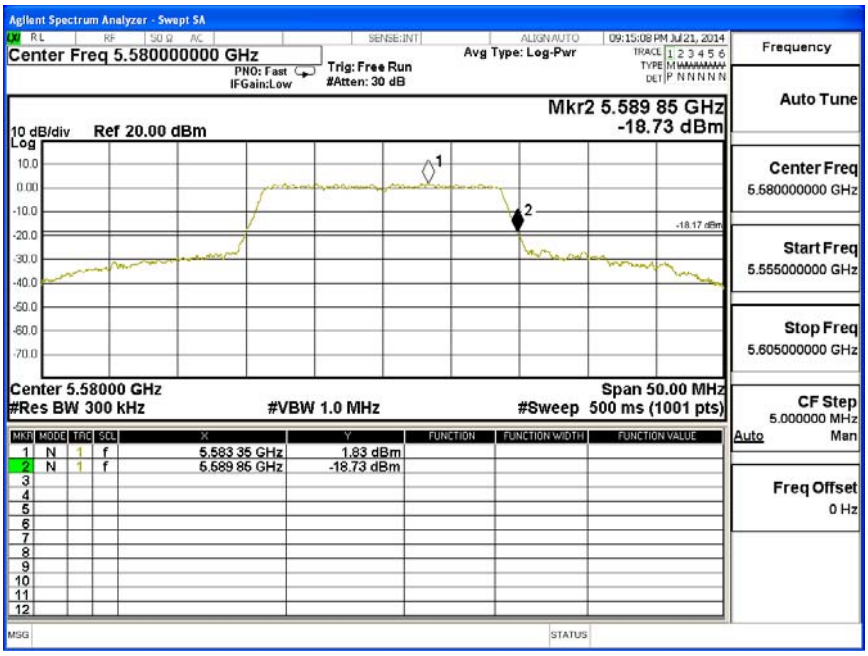

5660MHz

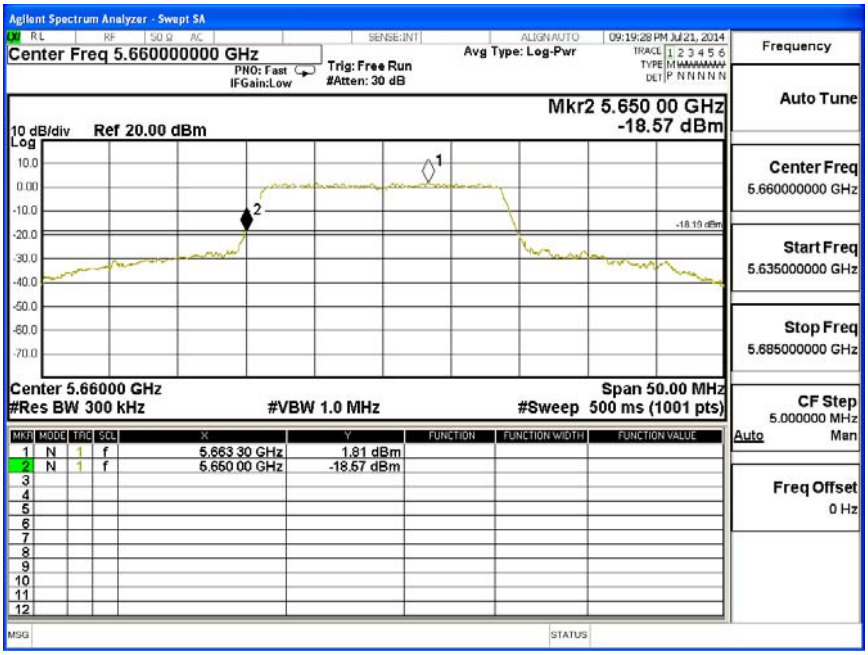

Product : Play-Fi Wireless Speaker
Test Item : Band Edge Data
Test Site : No.3 OATS
Test Mode : Mode 3: Transmit (802.11n-40BW 15Mbps)

Test Frequency (MHz)	Measurement Level (20dB BW) (MHz)	Limit (MHz)	Result
5550	5669.60	<5600	PASS
5670	5650.20	>5650	PASS

NOTE: The 5600~5650MHz band is not used in accordance with 15.215 requirement.

5550MHz

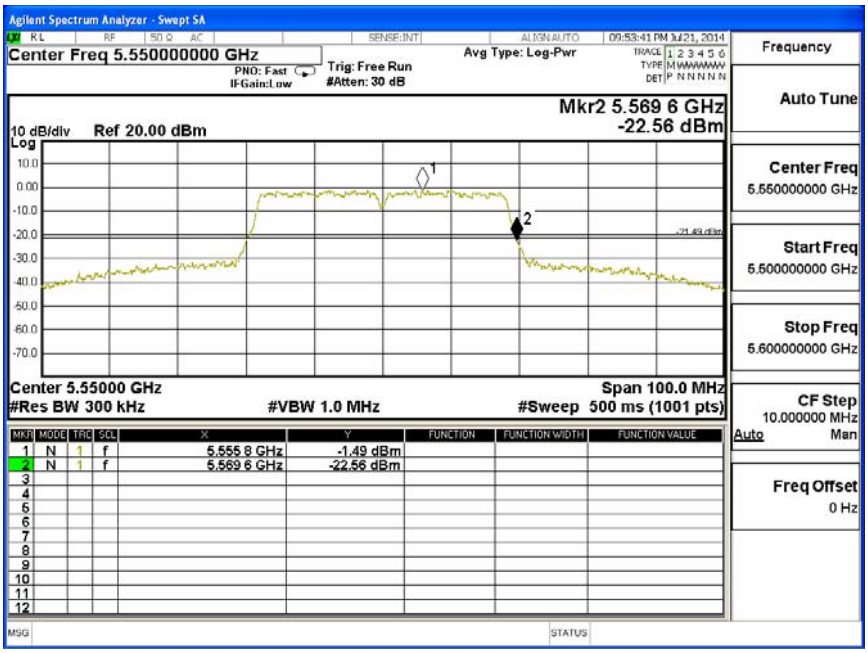

5670MHz

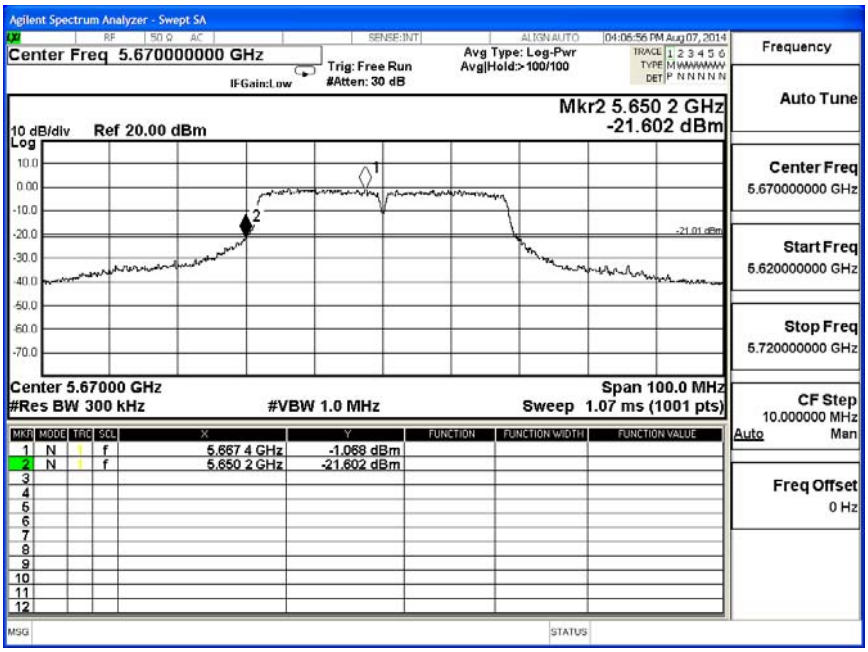

8. Frequency Stability

8.1. Test Equipment

	Equipment	Manufacturer	Model No./Serial No.	Last Cal.
	Spectrum Analyzer	R&S	FSP40 / 100170	Jun., 2014
	Spectrum Analyzer	Agilent	E4407B / US39440758	Jun., 2014
X	Spectrum Analyzer	Agilent	N9010A / MY48030495	Apr., 2014

Note:

1. All equipments are calibrated with traceable calibrations. Each calibration is traceable to the national or international standards.
2. The test instruments marked with "X" are used to measure the final test results.

8.2. Test Setup

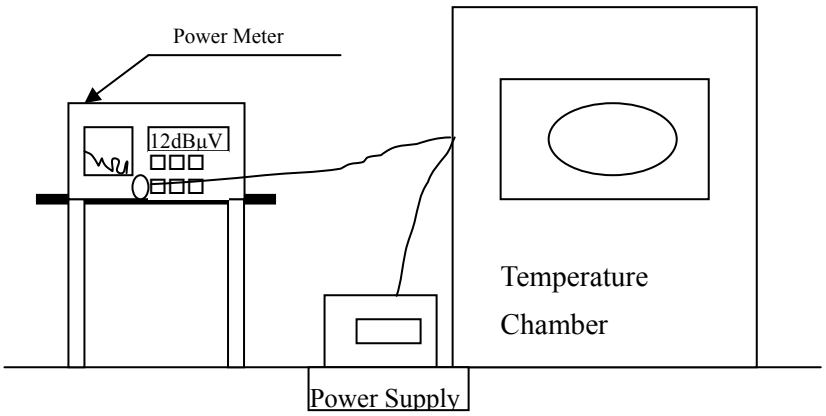

8.3. Limits

Manufactures of U-NII devices are responsible for ensuring frequency stability such that an emission is maintained within the band of operation under all conditions of normal operation as specified

8.4. Test Procedure

The EUT was setup to ANSI C63.10, 2009; tested to DTS test procedure of FCC KDB-789033 for compliance to FCC 47CFR Subpart E requirements.

8.5. Uncertainty

± 150 Hz

8.6. Test Result of Frequency Stability

Product : Play-Fi Wireless Speaker
Test Item : Frequency Stability
Test Site : Temperature Chamber
Test Mode : Carrier Wave

Test Conditions		Channel	Frequency (MHz)	Frequency (MHz)	△F (MHz)
Tnom (20) °C	Vnom (120)V	36	5180.0000	5180.2300	-0.2300
		38	5190.0000	5190.0026	-0.0026
		44	5220.0000	5220.0015	-0.0015
		46	5230.0000	5230.0054	-0.0054
		48	5240.0000	5240.0048	-0.0048
		52	5260.0000	5260.0058	-0.0058
		54	5270.0000	5270.0087	-0.0087
		60	5300.0000	5300.0025	-0.0025
		62	5310.0000	5310.0045	-0.0045
		64	5320.0000	5320.0047	-0.0047
		100	5500.0000	5500.0022	-0.0022
		102	5510.0000	5510.0032	-0.0032
		110	5550.0000	5550.0054	-0.0054
		116	5580.0000	5580.0055	-0.0055
		134	5670.0000	5670.0054	-0.0054
		140	5700.0000	5700.0147	-0.0147

Test Conditions		Channel	Frequency (MHz)	Frequency (MHz)	△F (MHz)
Tnom (50) °C	Vnom (132)V	36	5180.0000	5180.0027	-0.0027
		38	5190.0000	5190.0026	-0.0026
		44	5220.0000	5220.0018	-0.0018
		46	5230.0000	5230.0057	-0.0057
		48	5240.0000	5240.0045	-0.0045
		52	5260.0000	5260.0052	-0.0052
		54	5270.0000	5270.0057	-0.0057
		60	5300.0000	5300.0025	-0.0025
		62	5310.0000	5310.0025	-0.0025
		64	5320.0000	5320.0046	-0.0046
		100	5500.0000	5500.0022	-0.0022
		102	5510.0000	5510.0032	-0.0032
		110	5550.0000	5550.0054	-0.0054
		116	5580.0000	5580.0055	-0.0055
		134	5670.0000	5670.0054	-0.0054
Tnom (50) °C	Vnom (108)V	36	5180.0000	5180.0065	-0.0065
		38	5190.0000	5190.0028	-0.0028
		44	5220.0000	5220.0014	-0.0014
		46	5230.0000	5230.0054	-0.0054
		48	5240.0000	5240.0058	-0.0058
		52	5260.0000	5260.0056	-0.0056
		54	5270.0000	5270.0087	-0.0087
		60	5300.0000	5300.0069	-0.0069
		62	5310.0000	5310.0055	-0.0055
		64	5320.0000	5320.0036	-0.0036
		100	5500.0000	5500.0098	-0.0098
		102	5510.0000	5510.0032	-0.0032
		110	5550.0000	5550.0060	-0.0060
		116	5580.0000	5580.0059	-0.0059
		134	5670.0000	5670.0058	-0.0058
		140	5700.0000	5700.0147	-0.0147

Test Conditions		Channel	Frequency (MHz)	Frequency (MHz)	△F (MHz)
Tmin (0) °C	Vmax (132)V	36	5180.0000	5180.0057	-0.0057
		38	5190.0000	5190.0024	-0.0024
		44	5220.0000	5220.0018	-0.0018
		46	5230.0000	5230.0058	-0.0058
		48	5240.0000	5240.0047	-0.0047
		52	5260.0000	5260.0059	-0.0059
		54	5270.0000	5270.0087	-0.0087
		60	5300.0000	5300.0025	-0.0025
		62	5310.0000	5310.0045	-0.0045
		64	5320.0000	5320.0047	-0.0047
		100	5500.0000	5500.0022	-0.0022
		102	5510.0000	5510.0032	-0.0032
		110	5550.0000	5550.0056	-0.0056
		116	5580.0000	5580.0055	-0.0055
		134	5670.0000	5670.0054	-0.0054
		140	5700.0000	5700.0147	-0.0147
Test Conditions		Channel	Frequency (MHz)	Frequency (MHz)	△F (MHz)
Tmin (0) °C	Vmin (108)V	36	5180.0000	5180.2300	-0.2300
		38	5190.0000	5190.0026	-0.0026
		44	5220.0000	5220.0015	-0.0015
		46	5230.0000	5230.0054	-0.0054
		48	5240.0000	5240.0036	-0.0036
		52	5260.0000	5260.0058	-0.0058
		54	5270.0000	5270.0094	-0.0094
		60	5300.0000	5300.0028	-0.0028
		62	5310.0000	5310.0136	-0.0136
		64	5320.0000	5320.0225	-0.0225
		100	5500.0000	5500.0026	-0.0026
		102	5510.0000	5510.0037	-0.0037
		110	5550.0000	5550.0057	-0.0057
		116	5580.0000	5580.0057	-0.0057
		134	5670.0000	5670.0055	-0.0055
		140	5700.0000	5700.0155	-0.0155

9. EMI Reduction Method During Compliance Testing

No modification was made during testing.

Attachment 1: EUT Test Photographs

Attachment 2: EUT Detailed Photographs