ATH-CKS550XBT

User Manual
Wireless Headphones

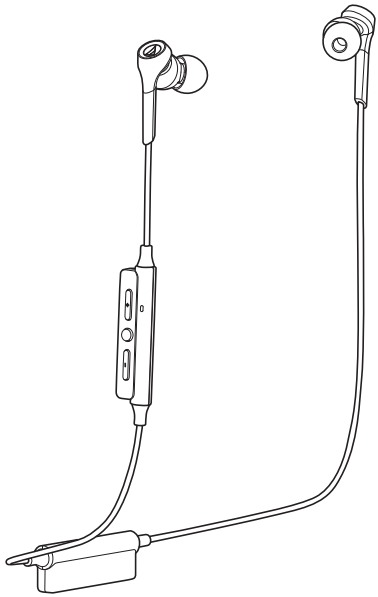

audio-technica

Introduction

Before using the product, please read through the Quick Start Guide and Caution Guide, as well as this user manual when necessary, to ensure that you use the product correctly.

Safety precautions

Although this product was designed to be used safely, failing to use it correctly may result in an accident. To ensure safety, observe all warnings and cautions while using the product.

Cautions for the product

- Do not use the product near medical equipment. Radio waves may affect cardiac pacemakers and medical electronic equipment. Do not use the product inside medical facilities.
- When using the product in aircraft, follow airline instructions.
- Do not use the product near automatic control devices such as automatic doors and fire alarms. Radio waves may affect electronic equipment and cause accidents due to malfunction.
- Do not disassemble, modify or attempt to repair the product to avoid electric shock, malfunction or fire.
- Do not subject the product to strong impact to avoid electric shock, malfunction or fire.
- Do not handle the product with wet hands to avoid electric shock or injury.
- Disconnect the product from a device if the product begins to malfunction, producing smoke, odor, heat, unwanted noise or showing other signs of damage. In such a case, contact your local Audio-Technica dealer.
- Do not allow the product to get wet to avoid electric shock or malfunction.
- Do not put foreign matter such as combustible materials, metal, or liquid in the product.
- Do not cover the product with a cloth to avoid fire or injury by overheating.
- Follow applicable laws regarding mobile phone and headphone use if using headphones while driving.
- Do not use the product in places where the inability to hear ambient sound presents a serious risk (such as at railroad crossings, train stations, and construction sites).
- The product effectively shields external sound, so you may not hear sound around you clearly while wearing the product. Adjust the volume to a level where you can still hear background sound and monitor the area around you while listening to music.
- Store the eartips out of the reach of small children.
- When charging, make sure to use the included USB charging cable.
- Do not charge with devices that have quick-charge functionality (with a voltage of 5 V or more). Doing so may cause the product to malfunction.
- To prevent damage to your hearing, do not raise the volume too high. Listening to loud sound for an extended period may cause temporary or permanent hearing loss.
- Discontinue use if skin irritation results from direct contact with the product.
- If you begin to feel unwell while using the product, discontinue use immediately.
- When removing the product from your ears, check to make sure the eartips are still attached to the main unit. If the eartips become lodged in your ears and you are unable to remove them, consult a physician at once.
- If you develop an itch from wearing the product, discontinue use.

Safety precautions

Cautions for rechargeable battery

The product is equipped with a rechargeable battery (lithium polymer battery).

- If battery fluid gets into eyes, do not rub them. Rinse thoroughly with clean water such as tap water and consult a doctor immediately.
- If battery fluid leaks, do not touch fluid with bare hands. If fluid remains inside the product, it may cause malfunction. If battery fluid leaks, contact your local Audio-Technica dealer.
  - If fluid gets in your mouth, gargle thoroughly with clean water such as tap water and consult a doctor immediately.
  - If your skin or clothing comes in contact with fluid, immediately wash the affected skin or clothing with water. If you experience skin irritation, consult a doctor.
- To avoid leakage, generation of heat or explosion:
  - Never heat, disassemble or modify the battery, nor dispose of it in a fire.
  - Do not attempt to pierce with a nail, hit with a hammer or step on the battery.
  - Do not drop the product or subject it to strong impact.
  - Do not get the battery wet.
- Do not use, leave or store the battery in the following places:
  - Area exposed to direct sunlight or high temperatures and humidity
  - Inside of a car under the blazing sun
  - Near heat sources such as heat registers
- Charge only with the included USB cable to avoid malfunction or fire.
- The internal rechargeable battery of this product cannot be replaced by the user. The battery may have reached the end of its service life if the usage time becomes significantly shorter even after the battery has been fully charged. If this is the case, the battery needs to be repaired. Contact your local Audio-Technica dealer for repair details.
- When the product is disposed of, the built-in rechargeable battery needs to be discarded properly. Contact your local Audio-Technica dealer to learn how to properly dispose of the battery.

For customers in the USA

FCC Notice

Warning

This device complies with Part 15 of the FCC Rules. Operation is subject to the following two conditions: (1) This device may not cause harmful interference, and (2) this device must accept any interference received, including interference that may cause undesired operation.

Caution

You are cautioned that any changes or modifications not expressly approved in this manual could void your authority to operate this equipment.

Note: This equipment has been tested and found to comply with the limits for a Class B digital device, pursuant to part 15 of the FCC Rules. These limits are designed to provide reasonable protection against harmful interference in a residential installation. This equipment generates, uses and can radiate radio frequency energy and, if not installed and used in accordance with the instructions, may cause harmful interference to radio communications. However, there is no guarantee that interference will not occur in a particular installation. If this equipment does cause harmful interference to radio or television reception, which can be determined by turning the equipment off and on, the user is encouraged to try to correct the interference by one or more of the following measures:

- Reorient or relocate the receiving antenna.
- Increase the separation between the equipment and receiver.
- Connect the equipment to an outlet on a circuit different from that to which the receiver is connected.
- Consult the dealer or an experienced radio/TV technician for help.

RF Exposure Statement

This transmitter must not be co-located or operated in conjunction with any other antenna or transmitter used in other systems. This device complies with FCC radiation exposure limits set forth for an uncontrolled environment and meets the FCC radio frequency (RF) Exposure Guidelines. This equipment has very low levels of RF energy that is deemed to comply without testing of specific absorption rate (SAR).

For customers in Canada

IC statement

CAN ICES-3 (B)/NMB-3(B)

This device complies with INDUSTRY CANADA R.S.S. 247.

Operation is subject to the following conditions: (1) This device may not cause harmful interference, and (2) this device must accept any interference received, including interference which may cause undesired operation.

Under Industry Canada regulations, this radio transmitter may only operate using an antenna of a type and maximum (or lesser) gain approved for the transmitter by Industry Canada. To reduce potential radio interference to other users, the antenna type and its gain should be so chosen that the equivalent isotropically radiated power (e.i.r.p.) is not more than that necessary for successful communication.

This device complies with RSS-102 radiation exposure limits set forth for an uncontrolled environment.

Notes on use

- Be sure to read the connected device's user manual before use.
- Audio-Technica will not be liable in any way for any loss of data in the unlikely event that such losses should occur while using the product.
- On public transportation or in other public places, keep the volume low so as not to disturb other people.
- Minimize the volume on your device before connecting the product.
- When using the product in a dry environment, you may feel a tingling sensation in your ears. This is caused by static electricity accumulated on your body, not by product malfunction.
- Do not subject the product to strong impact.
- Do not store the product in direct sunlight, near heating devices, or in hot, humid, or dusty places. Additionally, do not allow the product to get wet.
- When the product is used for a long time, the product may become discolored due to ultraviolet light (especially direct sunlight) and wear.
- Make sure to hold the plug when connecting and disconnecting the USB charging cable. The USB charging cable may become severed or an accident may occur if you pull on the cable itself.
- When you are not using the USB charging cable, disconnect it from the product.
- If the product is placed in a bag while the USB charging cable is still connected, the USB charging cable may become caught, severed, or broken.
- When you are not using the product, store it in the included pouch.
- This product can be used to talk on the phone only when using a mobile telephone network. Support for telephony apps that use a mobile data network is not guaranteed.
- If you use the product near an electronic device or transmitter (such as a mobile phone) which is not connected with the product, unwanted noise may be heard. In this case, move the product away from the electronic device or transmitter.
- If you use the product near a TV or radio antenna, noise may be seen or heard in the television or radio signal. In this case, move the product away from the TV or radio antenna.
- To protect the built-in rechargeable battery, charge it at least once every 6 months. If too much time passes between charges, the life of the rechargeable battery may be reduced, or the rechargeable battery may no longer be able to be charged.

For a more comfortable Bluetooth® communication experience

The effective communication range of this product varies depending on obstructions and radio wave conditions.
For a more enjoyable experience, please use the product as close as possible to the Bluetooth device. To minimize noise and sound disruptions, avoid placing your body or other obstacles between the product's antenna and the Bluetooth device.

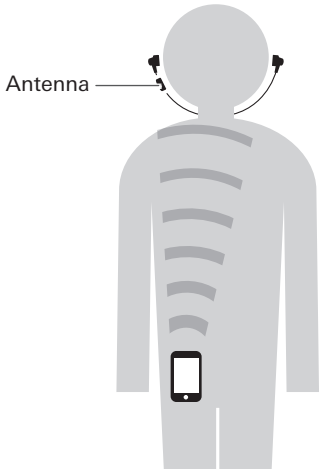

Part names and functions

L/R (Left/right) indicator

Housing

Bushing

The left bushing has a protrusion for distinguishing between the left and right.

Power supply/Control button
Use to turn the power supply ON/OFF, play/pause music and videos, and answer/end phone calls.

Volume buttons
Adjust the volume using + and –.

Indicator lamp
Displays the operating status and battery level of the product.

Battery jack
Used to connect the included USB charging cable and charge the product.

CHARGE

Battery case

■ **Accessories**



• USB charging cable (30 cm (12"))



• Eartips* (XS, S, M, L)

• Clip

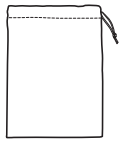

• Pouch

* At the time of purchase, the M-size eartips are attached to the main unit.

Charging the battery

- Fully charge the battery when using for the first time.
- When the rechargeable battery is running low, the product will emit a low battery level warning sound through the headphones, and an indicator lamp will flash in red. When these beeps sound, charge the battery.
- It takes about 3 hours to charge the battery fully. (This time may vary depending on usage conditions.)
- While the battery is charging, the product's Bluetooth connection remains disabled and therefore the product cannot be used.

1. Open the battery jack cover.
2. Connect the included USB charging cable (Micro USB Type-B side) to the battery jack.
   - The included USB charging cable is designed for exclusive use with the product. Do not use any other USB charging cable.
   - When inserting the USB charging cable into the USB port or battery jack, check that the jack is facing in the correct direction before inserting it directly (horizontally).

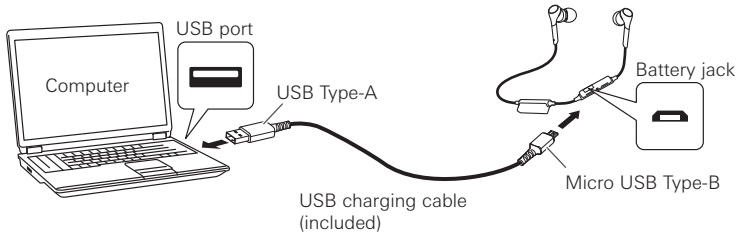

3. Connect the included USB charging cable (USB Type-A side) to the computer to start charging.
   - You can also use a USB-compatible AC adapter (sold separately by Audio-Technica) to charge the battery by using a power outlet.
   - During charging, the indicator lamp lights as follows: *
     Lit in red: When charging
     Lit in blue: Charging complete
     * It may take several seconds for the indicator lamp to light.
4. When charging is complete, disconnect the USB charging cable (USB Type-A side) from the computer.
5. Disconnect the USB charging cable (Micro USB Type-B) from the battery jack and close the cover firmly.

Connecting via Bluetooth wireless technology

About pairing

To connect the product to a Bluetooth device, the product needs to pair (register) with the device. Once they are paired, you do not need to pair them again.
However, you will need to pair again in the following cases:

- If the product is deleted from the Bluetooth device's connection history.
- If the product is sent out for repair.
- If 9 or more devices are paired.
  (This product can save the pairing information of up to 8 devices. When you pair with a new device after pairing with 8 devices, pairing information for the device with the oldest connection date will be overwritten by the information for the new device.)

Pairing a Bluetooth device

- Read the user manual for the Bluetooth device.
- Place the Bluetooth device within 1 m (3.3') of the product to perform pairing correctly.
- To confirm the progress of the pairing process, wear the product while performing this procedure and listen for the confirmation tone.

1. Starting with the product turned off, slide the power switch to the "ON" position.
   - The indicator lamp will light in purple, and then flash in red and blue.
2. Use your Bluetooth device to begin the pairing process and search for the product.
   When your Bluetooth device finds the product, "ATH-CKS550XBT" will be displayed on the device.
   - For information about using your Bluetooth device, refer to the device's user manual.
3. Select "ATH-CKS550XBT" to pair the product and your Bluetooth device.
   - Some devices may ask for a passkey. In this case, enter "0000". The passkey may also be called a passcode, PIN code, PIN number, or password.
   - The product sounds a confirmation tone when pairing is complete.

Using the product

The product can use Bluetooth wireless technology to connect to your device and play music, receive phone calls, etc. Use the product for whichever of these purposes suits your needs.
Note that Audio-Technica cannot guarantee the operation of displays, such as the battery level display, or applications via Bluetooth devices.

Power supply ON/OFF

Power supply	Power supply / Control button operation		Indicator lamp
ON*1	Press and hold	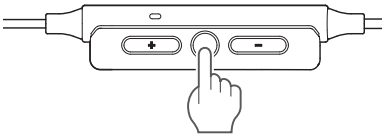	Lights in purple, then flashes in red and blue*2*3
OFF*1			Lights in purple, then turns off*3

*1 If you are wearing the product, you will hear a beep to indicate when the product has turned on and off.
*2 It may take several seconds for the indicator lamp to light.
*3 For details, please refer to “Indicator lamp display” (p. 10).

Wearing the product

- Insert the side of the product marked “L” (LEFT) into the left ear and the side marked “R” (RIGHT) into the right ear, and then adjust the eartips.
- Wear the product so that the battery case rests on your back.
- When using the included clip, attach it to the battery case as shown in the figure. It can be used by affixing to a shirt collar, etc.

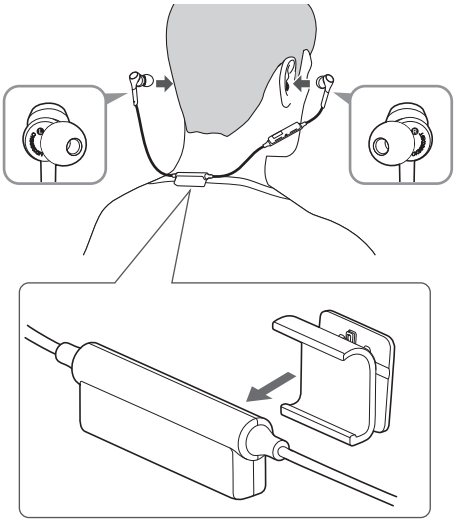

Using the product

Listening to music

- To connect for the first time, pair the product and your device via Bluetooth wireless technology. If you have already paired the product and your Bluetooth device, turn on the Bluetooth device's Bluetooth connection before turning on the product.
- Use your Bluetooth device to start playback, referring to the device's user manual as necessary.

Power supply/Control button

Press	**Play/pause**	Plays or pauses music and video playback.*1

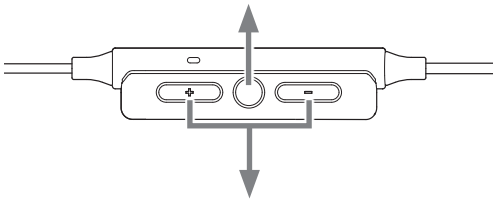

Volume buttons

+ button	Press	**Volume up**	Increases the volume by 1 level.*2
	Press and hold (for about 2 seconds)	**Skip forward**	Plays the next track.*1
- button	Press	**Volume down**	Decreases the volume by 1 level.*2
	Press and hold (for about 2 seconds)	**Skip back**	Plays the previous track.*1

*1 Some controls may not be available for music and video playback on some smartphones.
*2 A confirmation tone is heard each time you press the button. A low beep is heard when the volume is at the maximum or minimum level.

- The volume control of some devices may not work well with the product.

Using the product

Talking on the phone

- If your Bluetooth device supports telephone features, you can use the product to talk on the phone.
- When your Bluetooth device receives a phone call, the product sounds a ring tone.
- If a call is received while you are listening to music, music playback is paused. When you finish the call, music playback resumes.*1

When	Operation	Function
Receiving a call	Press the power supply/control button.	Answers the call.
	Press and hold the power supply/control button (for about 2 seconds).	Rejects the call.
Talking on a call	Press the power supply/control button.	Ends the call.
	Press and hold the power supply/control button (for about 2 seconds).*2	Each time you press and hold the button (about 2 seconds), you switch the call to your mobile phone or to the product.*2
	Press a volume button (+ or -).	Adjusts the volume (+ or -) of the call.

*1 Depending on your Bluetooth device, music playback may not resume.
*2 When you hear a confirmation tone, release the power supply/control button.
- The phone call controls explained above may not be available on some smartphones.

Auto power off function

The product automatically turns off after 5 minutes of not being connected to a device.

Reset function

If the product does not work or other malfunctions occur, refer to "Charging the battery" (p. 5) and connect the USB charging cable that is carrying power, and then reset the product. Disconnecting and then reconnecting the USB charging cable should resolve any problem you are experiencing. If the problem persists, please contact your local Audio-Technica dealer. Resetting the product will not change any of your settings (pairing information, volume setting, etc.).*

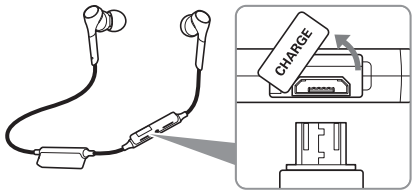

* The SBC priority connection (p. 13) will be disconnected.

Indicator lamp display

The indicator lamp of the product indicates the product's status as explained below.

Status		Indicator lamp display pattern ● Red ● Blue ● Purple	
Pairing	Searching for device		Flashing
	Searching for device (when using an SBC priority connection)		
Connection	Waiting to be connected		
	Connecting		
	Connecting (when using an SBC priority connection)		
Battery level	Battery level low	Blue or purple in the pairing or connection status turns red.	
Charge	Charging		Lit
	Fully-charged		Lit

Cleaning

Get into the habit of regularly cleaning the product to ensure that it will last for a long time. Do not use alcohol, paint thinners, or other solvents for cleaning purposes.

- To clean, wipe with a dry cloth.
- Immediately wipe off any moisture such as sweat from the battery jack or operating areas such as the buttons. Failure to do so may result in a malfunction due to corrosion.
- Natural oils from the skin are particularly likely to build up on the eartip attachment parts (see figure at right). If these areas are not cleaned, the eartips can become detached. Clean them regularly. Do not touch the areas where sound is produced as they are delicate. Doing so may result in malfunction.
- Wipe away any perspiration or dirt from the cable with a dry cloth immediately after use. Failure to clean the cable may cause it to deteriorate and harden over time, resulting in malfunction.
- Wipe the cable's USB plug with a dry cloth if dirty.
- Clean the eartips by removing them from the headphones and manually cleaning them with a diluted mild detergent. After cleaning, dry before using again.

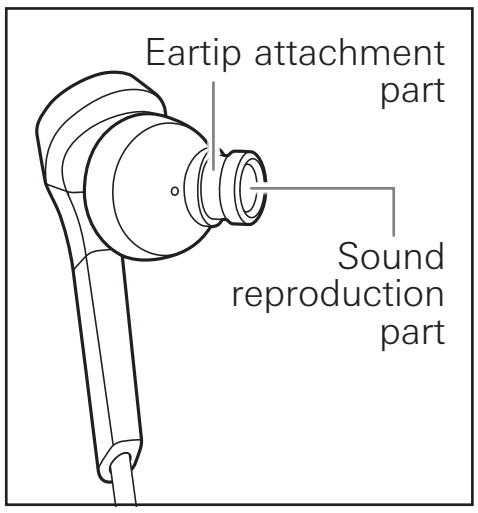

- If the product will not be used for an extended period of time, store it in a well-ventilated place free from high temperatures and humidity.

Eartips

Eartip size

The product includes silicone eartips in 4 sizes (XS, S, M, and L). At the time of purchase, the M-size silicone eartips are attached.
To ensure the best sound quality, select the eartip size that is best suited for you, and adjust the eartips inside your ears for a snug fit. It may be difficult to hear bass sounds if the eartips do not fit snugly in your ears.

Replacing the eartips

Remove the old eartip and attach the new eartip by pushing it onto the headphone at an angle (see figure).
Push firmly on the eartip so that the inside of the eartip expands, and push the eartip onto the post as far as it will go.

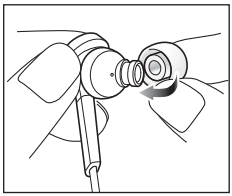

- Periodically remove and clean the eartips as they become dirty easily. Using dirty eartips may cause the headphones themselves to become dirty, resulting in deteriorated sound quality.
- Eartips are consumable parts that degrade through storage and use. If the eartips are loose and easily removed or if they appear to have degraded, purchase replacements.
- When reattaching eartips that were previously removed, be sure to check that they are securely attached. Injury or illness may occur if the eartips become detached and are left inside the ear.

Troubleshooting

Problem	Solution
Power is not supplied.	• Charge the product.
Unable to pair.	• Confirm that the Bluetooth device communicates using Ver. 2.1+EDR or higher. • Place the product and the Bluetooth device within 1 m (3.3') of each other. • Set the profiles for the Bluetooth device. For procedures on how to set profiles, refer to the Bluetooth device's user manual. • Remove the pairing information for the Bluetooth device then pair the product with this device again.
No sound is heard / Sound is faint.	• Turn on the power of the product and the Bluetooth device. • Turn up the volume of the product and the Bluetooth device. • If the Bluetooth device is set to the HFP/HSP connection, switch to the A2DP connection. • Move away from obstacles between the product and the Bluetooth device, such as people, metal or walls, and place the product and device closer together. • Switch the sound output of the Bluetooth device to the Bluetooth connection.
Sound is distorted / Noise is heard / Sound cuts out.	• Turn down the volume of the product and the Bluetooth device. • Keep this product away from devices that emit radio waves such as microwaves and wireless routers. • Keep this product away from TVs, radios, and devices with built-in tuners. These devices can also be affected by the product. • Turn off the equalizer settings of the Bluetooth device. • Remove obstacles between the product and the Bluetooth device and place them closer together. For details, please refer to "For a more comfortable Bluetooth® communication experience" (p. 3).
Cannot hear the voice of the caller / Voice of the caller is too quiet.	• Turn on the power of the product and the Bluetooth device. • Turn up the volume of the product and the Bluetooth device. • If the Bluetooth device is set to the A2DP connection, switch to the HFP/HSP connection. • Switch the sound output of the Bluetooth device to the Bluetooth connection.
The product cannot be charged.	• Securely connect the included USB charging cable and charge the product.
Sound is delayed (video and audio are out of sync)	• Refer to "SBC priority connections (for when sound is delayed significantly)" (p. 13) to change the codec connection to SBC.

• For details about how to operate your Bluetooth device, refer to the device's user manual.
• If the problem still remains, reset the product. To reset the product, refer to "Reset function"(p. 9).

Troubleshooting

SBC priority connections (for when sound is delayed significantly)

When the connection codec is AAC, significant sound delays can be alleviated by changing the connection codec to SBC, which comes standard with Bluetooth devices.*1

- For details on the flashing and lit displays of the indicator lamp, refer to “Indicator lamp display” (p. 10).

Connecting to a SBC priority connection

When the pairing with a Bluetooth device has been completed

1. Turn the product power to “ON”.
2. With music or video paused, press and hold the + and - volume buttons simultaneously (for about 2 seconds).
   - If the indicator lamp flashes in purple and then continues with short flashes in purple, the settings are complete.
   - After the settings are complete, this product will automatically be connected to the Bluetooth device for which pairing was completed.*2

Before pairing with a Bluetooth device

1. Turn the product power to “ON”.
2. With the indicator lamp showing the searching for device status, press and hold the + and - volume buttons simultaneously (for about 2 seconds).
   - The indicator lamp will flash in purple.
3. With the indicator lamp flashing in purple, refer to steps 2 and 3 of “Pairing a Bluetooth device” (p. 6) to perform the pairing operation.
   - If the indicator lamp changes to short flashes in purple, the settings are complete.
   - After pairing via an SBC priority connection is complete, the only available connection codec will be SBC. Connections using other codecs will not be possible.*3

*1 Depending on the usage environment, changing to an SBC priority connection may not alleviate sound delays.
*2 If a connection is not made automatically, refer to “Pairing a Bluetooth device”(p. 6) and perform pairing operations again.
*3 Turning the power off and then turning it back on will result in a return to a normal connection and enable connections using other codecs. Please connect using an SBC priority connection when necessary.

Specifications

Headphones	
Type	Dynamic
Driver	9.8 mm
Sensitivity	105 dB/mW
Frequency response	5 to 40,000 Hz
Impedance	16 ohms
Microphone	
Type	Electret condenser
Polar pattern	Omnidirectional
Sensitivity	-44 dB (1 V/Pa, at 1 kHz)
Frequency response	100 to 10,000 Hz
Communication specifications	
Communication system	Bluetooth version 4.1
RF output	1.4 mW EIRP
Maximum communication range	Line of sight - approx. 10 m (33')
Frequency band	2.402 GHz to 2.480 GHz
Modulation method	FHSS
Compatible Bluetooth profiles	A2DP, AVRCP, HFP, HSP
Support codec	AAC, SBC
Supported content protection method	SCMS-T
Transmission band	20 to 20,000 Hz
Other	
Power supply	DC 3.7 V lithium polymer battery
Charging time	Approx. 3 hours*
Operating time	Continuous transmission time (music playback): Max. approx. 7 hours* Continuous standby time: Max. approx. 200 hours*
Weight	18 g (0.63 oz)
Operating temperature	5°C to 40°C (41°F to 104°F)
Accessories	• USB charging cable (30 cm (12") USB Type-A / Micro USB Type-B) • Eartips (XS, S, M, L) • Clip • Pouch
Sold separately	• Eartips ER-CKS50 (XS, S, M, L)

* The above figures depend on operating conditions.

For product improvement, the product is subject to modification without notice.

- The Bluetooth® word mark and logos are owned by Bluetooth SIG, Inc. and any use of such marks by Audio-Technica Corporation is under license. All other trademarks are property of their respective owners.
- "AAC" logo is a trademark of Dolby Laboratories.

Audio-Technica Corporation
2-46-1 Nishi-naruse, Machida, Tokyo 194-8666, Japan
©2018 Audio-Technica Corporation
Global Support Contact: www.at-globalsupport.com

139901530-02-01 ver.1 2018.03.31

ATH-CKS550XBT

Caution Guide / Wireless Headphones

Guide de mise en garde / Écouteurs sans fil

Sicherheitsanweisungen / Kabellose Kopfhörer

Guida precauzionale / Cuffie wireless

Guía de precauciones / Auriculares inalámbricos

Guia de precauções de segurança / Fones de Ouvido Sem Fio

Руководство по мерам предосторожности / Беспроводные наушники

注意事项指南 / 无线耳塞

注意事項 / 無線耳機

주의사항 안내 / 무선 헤드폰

audio-technica

Thank you for purchasing this Audio-Technica product. Before using the product, read through this caution guide to ensure that you will use the product correctly. Please keep this guide for future reference.

Nous vous remercions d'avoir choisi ce produit Audio-Technica. Avant utilisation, merci de lire attentivement ce guide de mise en garde pour vous assurer du bon usage du produit. Veuillez conserver ce manuel pour consultation ultérieure.

Vielen Dank für den Kauf dieses Audio-Technica-Produkts. Lesen Sie diese Sicherheitsanweisungen vor Gebrauch des Produkts, um sicherzustellen, dass Sie es korrekt verwenden. Bitte bewahren Sie die Anleitung für später anfallende Fragen auf.

Grazie per aver scelto questo prodotto Audio-Technica. Prima dell'uso, leggere attentamente la presente guida precauzionale per assicurarsi di utilizzare correttamente il prodotto. Conservare il manuale per qualsiasi riferimento futuro.

Le agradecemos la compra de este producto de Audio-Technica. Antes de utilizarlo, lea esta Guía de precauciones para asegurarse de que lo utilizará correctamente. Conserve este manual para consultarlo en un futuro.

Obrigado por comprar este produto da Audio-Technica. Antes de usar o produto, leia atentamente este Guia de precauções de segurança para assegurar seu uso correto. Guarde este manual para futuras consultas.

Благодарим вас за приобретение данного изделия компании Audio-Technica. Перед использованием изделия внимательно прочтите данное руководство по мерам предосторожности, чтобы обеспечить правильную эксплуатацию изделия. Сохраните данное руководство для использования в будущем.

感谢您购买本“铁三角”产品。在使用产品之前，请全文浏览这本注意事项指南以确保您将正确地使用本产品。请妥善保管本手册以供将来参考。

感謝您購買本「鐵三角」產品。使用前，請務必詳閱本注意事項，確保以正確的方式使用本產品。請妥善保管本使用說明書以備日後參閱。

Audio-Technica 제품을 구매해 주셔서 감사합니다. 본 제품을 올바르게 사용할 수 있도록 , 제품을 사용하기 전에 본 주의사항 안내를 빠짐없이 읽으십시오 . 나중에 참조할 수 있도록 이 설명서를 보관하십시오 .

English

Although this product was designed to be used safely, failing to use it correctly may result in an accident. To ensure safety, observe all warnings and cautions while using the product.

■ Safety precautions

Cautions for the product

- Do not use the product near medical equipment. Radio waves may affect cardiac pacemakers and medical electronic equipment. Do not use the product inside medical facilities.
- When using the product in aircraft, follow airline instructions.
- Do not use the product near automatic control devices such as automatic doors and fire alarms. Radio waves may affect electronic equipment and cause accidents due to malfunction.
- Do not disassemble, modify or attempt to repair the product to avoid electric shock, malfunction or fire.
- Do not subject the product to strong impact to avoid electric shock, malfunction or fire.
- Do not handle the product with wet hands to avoid electric shock or injury.
- Disconnect the product from a device if the product begins to malfunction, producing smoke, odor, heat, unwanted noise or showing other signs of damage. In such a case, contact your local Audio-Technica dealer.
- Do not allow the product to get wet to avoid electric shock or malfunction.
- Do not put foreign matter such as combustible materials, metal, or liquid in the product.
- Do not cover the product with a cloth to avoid fire or injury by overheating.
- Follow applicable laws regarding mobile phone and headphone use if using headphones while driving.
- Do not use the product in places where the inability to hear ambient sound presents a serious risk (such as at railroad crossings, train stations, and construction sites).
- The product effectively shields external sound, so you may not hear sound around you clearly while wearing the product. Adjust the volume to a level where you can still hear background sound and monitor the area around you while listening to music.
- Store the earbits out of the reach of small children.
- When charging, make sure to use the included USB charging cable.
- Do not charge with devices that have quick-charge functionality (with a voltage of 5 V or more). Doing so may cause the product to malfunction.
- To prevent damage to your hearing, do not raise the volume too high. Listening to loud sound for an extended period may cause temporary or permanent hearing loss.
- Discontinue use if skin irritation results from direct contact with the product.
- If you begin to feel unwell while using the product, discontinue use immediately.
- When removing the product from your ears, check to make sure the earbits are still attached to the main unit. If the earbits become lodged in your ears and you are unable to remove them, consult a physician at once.
- If you develop an itch from wearing the product, discontinue use.

Cautions for rechargeable battery

The product is equipped with a rechargeable battery (lithium polymer battery).

- If battery fluid gets into eyes, do not rub them. Rinse thoroughly with clean water such as tap water and consult a doctor immediately.
- If battery fluid leaks, do not touch fluid with bare hands. If fluid remains inside the product, it may cause malfunction. If battery fluid leaks, contact your local Audio-Technica dealer.
  - If fluid gets in your mouth, gargle thoroughly with clean water such as tap water and consult a doctor immediately.
  - If your skin or clothing comes in contact with fluid, immediately wash the affected skin or clothing with water. If you experience skin irritation, consult a doctor.
- To avoid leakage, generation of heat or explosion:
  - Never heat, disassemble or modify the battery, nor dispose of it in a fire.
  - Do not attempt to pierce with a nail, hit with a hammer or step on the battery.
  - Do not drop the product or subject it to strong impact.
  - Do not get the battery wet.
- Do not use, leave or store the battery in the following places:
  - Area exposed to direct sunlight or high temperatures and humidity
  - Inside of a car under the blazing sun
  - Near heat sources such as heat registers
- Charge only with the included USB cable to avoid malfunction or fire.
- The internal rechargeable battery of this product cannot be replaced by the user. The battery may have reached the end of its service life if the usage time becomes significantly shorter even after the battery has been fully charged. If this is the case, the battery needs to be repaired. Contact your local Audio-Technica dealer for repair details.
- When the product is disposed of, the built-in rechargeable battery needs to be discarded properly. Contact your local Audio-Technica dealer to learn how to properly dispose of the battery.

For customers in the USA
FCC Notice

Warning

This device complies with Part 15 of the FCC Rules. Operation is subject to the following two conditions: (1) This device may not cause harmful interference, and (2) this device must accept any interference received, including interference that may cause undesired operation.

Caution

You are cautioned that any changes or modifications not expressly approved in this manual could void your authority to operate this equipment.

Note: This equipment has been tested and found to comply with the limits for a Class B digital device, pursuant to part 15 of the FCC Rules. These limits are designed to provide reasonable protection against harmful interference in a residential installation. This equipment generates, uses and can radiate radio frequency energy and, if not installed and used in accordance with the instructions, may cause harmful interference to radio communications. However, there is no guarantee that interference will not occur in a particular installation. If this equipment does cause harmful interference to radio or television reception, which can be determined by turning the equipment off and on, the user is encouraged to try to correct the interference by one or more of the following measures:

- Reorient or relocate the receiving antenna.
- Increase the separation between the equipment and receiver.
- Connect the equipment to an outlet on a circuit different from that to which the receiver is connected.
- Consult the dealer or an experienced radio/TV technician for help.

RF Exposure Statement

This transmitter must not be co-located or operated in conjunction with any other antenna or transmitter used in other systems. This device complies with FCC radiation exposure limits set forth for an uncontrolled environment and meets the FCC radio frequency (RF) Exposure Guidelines. This equipment has very low levels of RF energy that is deemed to comply without testing of specific absorption rate (SAR).

For customers in Canada
IC statement

CAN ICES-3 (B)/NMB-3(B)

This device complies with INDUSTRY CANADA R.S.S. 247.

Operation is subject to the following conditions: (1) This device may not cause harmful interference, and (2) this device must accept any interference received, including interference that may cause undesired operation.

Under Industry Canada regulations, this radio transmitter may only operate using an antenna of a type and maximum (or lesser) gain approved for the transmitter by Industry Canada. To reduce potential radio interference to other users, the antenna type and its gain should be so chosen that the equivalent isotropically radiated power (e.i.r.p.) is not more than that necessary for successful communication. This device complies with RSS-102 radiation exposure limits set forth for an uncontrolled environment.

■ Notes on use

- Be sure to read the connected device's user manual before use.
- Audio-Technica will not be liable in any way for any loss of data in the unlikely event that such losses should occur while using the product.
- On public transportation or in other public places, keep the volume low so as not to disturb other people.
- Minimize the volume on your device before connecting the product.
- When using the product in a dry environment, you may feel a tingling sensation in your ears. This is caused by static electricity accumulated on your body, not by product malfunction.
- Do not subject the product to strong impact.
- Do not store the product in direct sunlight, near heating devices, or in hot, humid, or dusty places. Additionally, do not allow the product to get wet.
- When the product is used for a long time, the product may become discolored due to ultraviolet light (especially direct sunlight) and wear.
- Make sure to hold the plug when connecting and disconnecting the USB charging cable. The USB charging cable may become severed or an accident may occur if you pull on the cable itself.
- When you are not using the USB charging cable, disconnect it from the product.
- If the product is placed in a bag while the USB charging cable is still connected, the USB charging cable may become caught, severed, or broken.
- When you are not using the product, store it in the included pouch.
- This product can be used to talk on the phone only when using a mobile telephone network. Support for telephony apps that use a mobile data network is not guaranteed.
- If you use the product near an electronic device or transmitter (such as a mobile phone) which is not connected with the product, unwanted noise may be heard. In this case, move the product away from the electronic device or transmitter.
- If you use the product near a TV or radio antenna, noise may be seen or heard in the television or radio signal. In this case, move the product away from the TV or radio antenna.
- To protect the built-in rechargeable battery, charge it at least once every 6 months. If too much time passes between charges, the life of the rechargeable battery may be reduced, or the rechargeable battery may no longer be able to be charged.

For a more comfortable Bluetooth® communication experience

The effective communication range of this product varies depending on obstructions and radio wave conditions.

For a more enjoyable experience, please use the product as close as possible to the Bluetooth device. To minimize noise and sound disruptions, avoid placing your body or other obstacles between the product's antenna and the Bluetooth device.

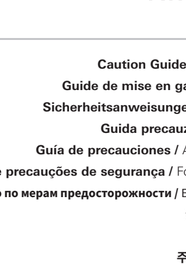

The Bluetooth® word mark and logos are owned by Bluetooth SIG, Inc. and any use of such marks by Audio-Technica Corporation is under license. All other trademarks are property of their respective owners.

Français

Bien que ce produit ait été conçu pour assurer une utilisation en toute sécurité, tout usage incorrect est susceptible de provoquer un accident. Pour votre sécurité respectez tous les avertissements et mises en garde lorsque vous utilisez le produit.

■ Consignes de sécurité

Mises en garde concernant le produit

- N'utilisez pas le produit à proximité d'un équipement médical. Les ondes radio peuvent affecter les stimulateurs cardiaques et les appareils électroniques médicaux. N'utilisez pas le produit dans un établissement hospitalier.
- Si vous utilisez le produit dans un avion, conformez-vous aux instructions de la compagnie aérienne.
- N'utilisez pas le produit à proximité d'appareils à commande automatique, comme des portes automatiques ou des alarmes incendie. Les ondes radio peuvent affecter les appareils électroniques et provoquer des accidents suite à un dysfonctionnement.
- Ne démontez pas, ne modifiez pas ou n'essayez pas de réparer le produit pour éviter tout risque d'électrocution, de dysfonctionnement ou d'incendie.
- Ne soumettez pas le produit à un choc violent pour éviter tout risque d'électrocution, de dysfonctionnement ou d'incendie.
- Ne manipulez pas le produit avec les mains mouillées pour éviter tout risque d'électrocution ou de blessure.
- Déconnectez le produit s'il commence à présenter des dysfonctionnements, à émettre de la fumée, une odeur, de la chaleur, des bruits indésirables ou à présenter d'autres signes de dommage. Le cas échéant, prenez contact avec votre revendeur local Audio-Technica.
- Ne mouillez pas le produit pour éviter tout risque d'électrocution ou de dysfonctionnement.
- N'introduisez pas de corps étrangers comme des matériaux combustibles, du métal ou un liquide dans le produit.
- Ne recouvrez pas le produit avec un chiffon car cela entraînerait un risque d'incendie ou de blessure suite à une surchauffe.
- Respectez les lois en vigueur concernant l'utilisation de téléphones mobiles et casques si vous utilisez ces écouteurs en conduisant.
- N'utilisez pas le produit dans des endroits où l'incapacité à entendre les sons ambiants présente un risque grave (tels qu'un passage à niveau, une gare ferroviaire et des chantiers).
- Le produit isolant efficacement les sons externes, vous pourriez ne pas entendre clairement les sons autour de vous en le portant. Réglez le volume à un niveau vous permettant encore d'entendre les sons ambiants et soyez attentif à ce qui vous entoure en écoutant de la musique.
- Rangez les embouts hors de la portée des enfants en bas âge.
- Lors de la charge, veuillez utiliser le câble de recharge USB fourni.
- Ne rechargez pas avec des appareils ayant une fonction de charge rapide (avec une tension de 5 V ou plus). Le produit risquerait alors de ne pas fonctionner correctement.
- Pour éviter d'endommager votre ouïe, n'augmentez pas trop le volume. L'écoute prolongée de sons forts peut provoquer une perte auditive temporaire ou permanente.
- Cessez d'utiliser le produit en cas d'irritation cutanée découlant d'un contact direct avec celui-ci.
- Si vous vous sentez mal en utilisant le produit, arrêtez immédiatement de vous en servir.
- Lorsque vous retirez le produit de vos oreilles, vérifiez que les embouts soient toujours fixés à l'unité principale. Si les embouts restent coincés dans vos oreilles sans que vous parveniez à les retirer, consultez immédiatement un médecin.
- Si vous constatez que l'utilisation du produit porte provoque des démangeaisons, arrêtez de l'utiliser.

Mises en garde relative à la batterie rechargeable

Le produit est doté d'une batterie rechargeable (batterie Lithium-Polymère (LiPo)).

- Si le liquide de batterie pénètre dans vos yeux, ne les frottez pas. Rincez abondamment à l'eau claire, l'eau du robinet par exemple, et consultez immédiatement un médecin.
- En cas de fuite du liquide de batterie, ne le touchez pas les mains nues. Si le liquide reste à l'intérieur du produit, cela peut provoquer un dysfonctionnement. En cas de fuite du liquide de batterie, prenez contact avec votre revendeur local Audio-Technica.
  - Si le liquide pénètre dans votre bouche, rincez-vous abondamment la bouche à l'eau claire, l'eau du robinet par exemple, et consultez immédiatement un médecin.
  - Si le liquide entre en contact avec votre peau ou vos vêtements, lavez immédiatement la zone affectée avec de l'eau. En cas d'irritation cutanée, consultez un médecin.
- Pour éviter les fuites, l'émission de chaleur ou une explosion:
  - Ne jamais chauffer, démonter ou modifier la batterie, ni la jeter au feu.
  - N'essayez pas de percer la batterie avec un clou, de la frapper avec un marteau ou de marcher dessus.
  - Ne laissez pas tomber le produit et ne le soumettez pas à un impact fort.
  - Veillez à ne pas mouiller la batterie.
- Abstenez-vous d'utiliser, laisser ou ranger la batterie dans les endroits suivants:
  - Zone exposée à un ensoleillement direct ou à des températures ou une humidité élevées(s)
  - À l'intérieur d'une voiture sous un soleil de plomb
  - Près de sources de chaleur ou d'appareils de chauffage
- La recharge ne doit être faite qu'avec le câble USB fourni pour éviter un dysfonctionnement ou un incendie.
- L'utilisateur ne peut pas remplacer lui-même la batterie interne rechargeable de ce produit. Il se peut que la batterie ait atteint la fin de sa vie utile si la durée d'utilisation raccourcit considérablement même si la batterie est complètement chargée. Si tel est le cas, la batterie doit être réparée. Contactez votre revendeur local Audio-Technica pour les détails de la réparation.
- Lors de l'élimination du produit, la batterie rechargeable intégrée doit être mise au rebut de manière appropriée. Contactez votre revendeur local Audio-Technica pour savoir comment éliminer correctement la batterie.

À l'attention des clients aux États-Unis
Avis de la FCC

Avertissement

Cet appareil est conforme à la Partie 15 du règlement de la FCC. Son fonctionnement est soumis aux deux conditions suivantes : (1) Cet appareil ne doit pas causer d'interférence nocive et (2) cet appareil doit accepter les interférences reçues, y compris les interférences pouvant provoquer un fonctionnement indésirable.

Mise en garde

Vous êtes averti que tout changement ou modification non expressément approuvé dans ce manuel est susceptible d'annuler votre droit d'utilisation de cet appareil.

Remarque: Cet appareil a fait l'objet de tests afin de vérifier sa conformité avec les limites relatives aux appareils numériques de classe B, conformément à la partie 15 du règlement de la FCC. Ces limites ont pour vocation d'offrir une protection raisonnable contre les interférences nocives en installation résidentielle. Cet appareil génère, utilise et peut émettre des fréquences radioélectriques et provoquer, en cas d'installation et d'utilisation non conformes aux instructions, des interférences préjudiciables à la réception des signaux radio. Toutefois, il n'y a pas de garantie que des interférences ne se produiront pas dans une installation particulière. Si l'appareil provoque des interférences préjudiciables à la réception radio ou télévisée, ce qui peut être déterminé en éteignant et allumant l'appareil, l'utilisateur est invité à essayer d'y remédier en prenant une ou plusieurs des mesures suivantes:

- Réorienter ou déplacer l'antenne réceptrice.
- Augmenter la séparation entre l'appareil et le récepteur.
- Brancher l'appareil dans une prise, sur un circuit différent de celui auquel est raccordé le récepteur.
- Demander de l'aide au revendeur ou à un technicien radio/TV qualifié.

Déclaration d'exposition aux radiofréquences

Ce transmetteur ne doit pas être placé ou opéré en conjonction avec tout autre transmetteur ou antenne utilisés dans d'autres systèmes. Cet appareil est conforme aux limites d'exposition concernant l'exposition aux radiations établies par la FCC dans un environnement non contrôlé et satisfait les directives d'exposition aux radiofréquences (RF) de la FCC. Cet équipement présente de très faibles niveaux d'énergie de radiofréquence, il est considéré conforme sans tester le débit d'absorption spécifique (DAS).

À l'attention des clients au Canada
Déclaration IC

CAN ICES-3 (B)/NMB-3(B)

Cet appareil est conforme à la norme INDUSTRIE CANADA CNR247.

Son fonctionnement est soumis aux conditions suivantes : (1) cet appareil ne doit pas causer d'interférence nocive et (2) cet appareil doit accepter les interférences reçues, y compris les interférences pouvant provoquer un fonctionnement indésirable.

En vertu des règlements d'Industrie Canada, cet émetteur radio peut uniquement fonctionner avec une antenne de type et de gain maximum (ou moindre) approuvés pour l'émetteur par Industrie Canada. Pour éviter que d'éventuelles interférences radio n'affectent d'autres utilisateurs, le type d'antenne et son gain doivent être choisis de sorte que la puissance isotrope rayonnée équivalente (PIRE) ne soit pas supérieure aux limites permises pour une communication réussie.

Cet appareil est conforme aux limites d'exposition aux rayonnements RSS-102 établies pour un environnement non contrôlé.

■ Remarques concernant l'utilisation

- Veillez à lire le manuel de l'utilisateur de l'appareil connecté avant toute utilisation.
- Audio-Technica ne pourra en aucun cas être tenu responsable des pertes de données dans le cas peu probable que de telles pertes se produisent lors de l'utilisation du produit.
- Dans les transports ou d'autres lieux publics, veillez à baisser le volume afin de ne pas déranger les autres personnes.
- Baissez le volume au maximum sur votre appareil avant de connecter le produit.
- Si vous utilisez le produit dans une atmosphère sèche, vous pouvez ressentir des picotements dans les oreilles. Ceci est dû à l'électricité statique accumulée sur votre corps et non à un dysfonctionnement du produit.
- Ne soumettez pas le produit à un impact fort.
- Ne laissez pas le produit exposé à l'ensoleillement direct, près d'appareils générant de la chaleur ou dans un endroit chaud, humide ou poussiéreux. Ne laissez pas non plus les écouteurs exposés aux liquides et aux éclaboussures.
- Si vous utilisez longtemps le produit, il peut se décolorer en raison de la lumière ultraviolette (particulièrement sous un ensoleillement direct) et de l'usure.
- Veillez à tenir le câble par la prise lorsque vous connectez ou déconnectez le câble de recharge USB. Le câble de recharge USB peut se couper ou un accident peut se produire si vous tirez sur le câble lui-même.
- Si vous n'utilisez pas le câble de recharge USB, déconnectez-le du produit.
- Si vous placez le produit dans un sac alors que le câble de recharge USB est encore connecté, le câble de recharge USB peut se coincer, être coupé ou endommagé.
- Lorsque vous n'utilisez pas le produit, rangez-le dans la pochette incluse.
- Ce produit peut être utilisé pour parler au téléphone uniquement si vous utilisez un réseau de téléphonie mobile. La prise en charge d'applications de téléphonie utilisant un réseau de données mobiles n'est pas garantie.
- Si vous utilisez le produit près d'un appareil électronique ou d'un émetteur (comme un téléphone mobile) qui n'est pas connecté avec le produit, il se peut que vous entendiez du bruit indésirable. Dans ce cas, éloignez le produit de l'appareil électronique ou de l'émetteur.
- Si vous utilisez le produit près d'une antenne de télévision ou radio, du bruit peut être vu ou entendu dans le signal de la télévision ou de la radio. Dans ce cas, éloignez le produit de l'antenne de télévision ou radio.
- Pour protéger la batterie rechargeable intégrée, chargez-la au moins une fois tous les 6 mois. S'il s'écoule trop de temps entre les recharges, la durée de vie de la batterie rechargeable peut être réduite, ou la batterie rechargeable risque de ne plus pouvoir être rechargée.

Pour une expérience de communication Bluetooth® plus confortable

La plage de communication effective de ce produit varie en fonction des obstacles et des ondes radio.

Pour une expérience plus agréable, veuillez utiliser le produit le plus près possible de l'appareil Bluetooth. Pour réduire les gênes sonores et le bruit, évitez de placer votre corps ou tout autre obstacle entre l'antenne du produit et du dispositif Bluetooth.



La marque verbale et les logos Bluetooth® sont détenus par Bluetooth SIG, Inc., et ces marques sont utilisées sous licence par Audio-Technica Corporation. Toutes les autres marques de commerce sont la propriété de leurs détenteurs respectifs.

Deutsch

Obwohl dieses Produkt für die sichere Anwendung konstruiert wurde, kann falsche Verwendung einen Unfall verursachen. Beachten Sie zu Ihrer Sicherheit alle Hinweise, wenn Sie das Produkt verwenden.

■ Sicherheitsvorkehrungen

Vorsichtshinweise für das Produkt

- Verwenden Sie das Produkt nicht in der Nähe medizinischer Geräte. Funkwellen können Herzschrittmacher und medizinische elektronische Geräte stören. Verwenden Sie das Produkt nicht in medizinischen Einrichtungen.
- Wenn Sie das Produkt im Flugzeug verwenden, folgen Sie den Anweisungen der Fluggesellschaft.
- Verwenden Sie das Produkt nicht in der Nähe von automatisch arbeitenden Vorrichtungen wie automatischen Türen und Feuermeldern. Funkwellen können die Funktion elektronischer Geräte stören und Unfälle verursachen.
- Zerlegen oder ändern Sie das Produkt nicht, und versuchen Sie auch nicht, es zu reparieren, um einen elektrischen Schlag, Funktionsstörungen oder einen Brand zu vermeiden.
- Setzen Sie das Produkt keinen starken Erschütterungen aus, um einen elektrischen Schlag, Funktionsstörungen oder einen Brand zu vermeiden.
- Berühren Sie das Produkt nicht mit nassen Händen, um einen elektrischen Schlag oder eine Verletzung zu vermeiden.
- Trennen Sie das Produkt von diesem Gerät, wenn das Produkt eine Fehlfunktion aufweist, Rauch oder Geruch ausstritt, Hitze oder unerwünschte Geräusche erzeugt oder andere Zeichen der Beschädigung erkennbar werden. Wenden Sie sich in einem solchen Fall an Ihren örtlichen Audio-Technica-Händler.
- Lassen Sie das Produkt nicht nass werden, um einen elektrischen Schlag oder Funktionsstörungen zu vermeiden.
- Achten Sie darauf, dass keine Fremdkörper wie brennbare Materialien, Metallgegenstände oder Flüssigkeiten in das Produkt gelangen.
- Decken Sie das Produkt beim Gebrauch oder beim Aufladen nicht mit einem Tuch ab, um einen Brand oder eine Verletzung durch Überhitzung zu vermeiden.
- Wenn die Kopfhörer beim Lenken eines Fahrzeugs verwendet werden sollen, beachten Sie die betreffenden Gesetze zum Gebrauch von Mobiltelefonen und Kopfhörern.
- Benutzen Sie das Produkt nicht an Orten, wo die Nichtwahrnehmung von Umgebungsgeräuschen eine ernste Gefahr darstellt (beispielsweise an Bahnübergängen, in Bahnhöfen und an Baustellen).
- Dieses Produkt schirmt Außengeräusche wirkungsvoll ab, so dass Umgebungsgeräusche bei aufgesetztem Produkt möglicherweise nicht deutlich hörbar sind. Stellen Sie die Lautstärke so ein, dass Sie Hintergrundgeräusche noch hören können, und prüfen Sie die Umgebung beim Hören von Musik auf Sicherheit.
- Bewahren Sie die Ohrstöpsel außerhalb der Reichweite von kleinen Kindern auf.
- Verwenden Sie für den Ladevorgang das mitgelieferte USB-Ladekabel.
- Laden Sie nicht mit Geräten mit Schnellladefunktion (mit einer Spannung von 5 V oder mehr). Dies kann zu Funktionsstörungen führen.
- Um Ihr Gehör vor Schäden zu schützen, drehen Sie den Ton nicht zu laut. Das Hören von lauter Musik über einen längeren Zeitraum kann zu vorübergehenden Ausschlägen des Geräts führen.
- Setzen Sie den Gebrauch unverzüglich ein.
- Wenn Sie sich bei den Ohrstöpseln abnehmen achten Sie darauf, dass die Ohrstöpsel an den Ohrhörern sitzen. Sollten die Ohrstöpsel in den Ohren stecken bleiben und nicht zu entfernen sein, konsultieren Sie sofort einen Arzt.
- Sollte das Tragen des Produkts einen Juckreiz auf der Haut verursachen, stellen Sie den Gebrauch ein.

Vorsichtshinweise für den Akku

Das Produkt ist mit einem Akku (Lithium-Polymer-Akku) ausgestattet.

- Sollte Batterieflüssigkeit in die Augen geraten, dieser nicht reiben. Spülen Sie die Augen ausgiebig mit sauberem Wasser wie Leitungswasser aus und ziehen Sie sofort einen Arzt hinzu.
- Sollte Batterieflüssigkeit auslaufen, berühren Sie diese nicht mit den bloßen Händen. Im Produkt verbleibende Flüssigkeit kann Funktionsstörungen verursachen. Wenn Batterieflüssigkeit ausläuft, wenden Sie sich an Ihren örtlichen Audio-Technica-Händler.
  - Sollte Flüssigkeit in den Mund geraten, spülen und gurgeln Sie ausgiebig mit sauberem Wasser wie Leitungswasser und ziehen Sie sofort einen Arzt hinzu.
  - Wenn Flüssigkeit auf die Haut oder ein Kleidungsstück gerät, waschen Sie die betroffene Stelle sofort mit Wasser. Sollte sich eine Hautreizung einstellen, suchen Sie einen Arzt auf.
- So vermeiden Sie Auslaufen, Wärmeentwicklung und Explosion:
  - Erhitzen, zerlegen oder verändern Sie den Akku nicht, und entsorgen Sie ihn nicht durch Verbrennen.
  - Versuchen Sie nicht, mit einem Nagel ein Loch in den Akku zu bohren, schlagen Sie nicht mit einem Hammer auf den Akku und treten Sie auch nicht darauf.
  - Lassen Sie das Produkt nicht fallen, und setzen Sie es keinen starken Stößen aus.
  - Achten Sie darauf, dass der Akku nicht nass wird.
- Der Akku darf nicht an einem der nachstehenden Orte verwendet, aufbewahrt oder gelagert werden:
  - Orte, die direktem Sonnenlicht oder hohen Temperatur- und Feuchtigkeitswerten ausgesetzt sind
  - In einem in der prallen Sonne geparkten Fahrzeug
  - In der Nähe von Wärmequellen wie Heizkörpern
- Laden Sie das Produkt ausschließlich mit dem im Lieferumfang enthaltenen USB-Kabel, um eine Funktionsstörung oder einen Brand zu vermeiden.
- Sie können den internen Akku dieses Produkts nicht selbst austauschen. Der Akku hat möglicherweise das Ende seiner Lebensdauer erreicht, wenn die Nutzungsdauer merklich kürzer wird, obwohl der Akku voll geladen wurde. In diesem Fall muss der Akku repariert werden. Wenden Sie sich an Ihren örtlichen Audio-Technica-Händler, um weitere Informationen zur Reparatur zu erhalten.
- Wenn das Produkt das Ende seiner Lebensdauer erreicht hat, ist auf korrekte Entsorgung des internen Akkus zu achten. Wenden Sie sich an Ihren örtlichen Audio-Technica-Händler, um zu erfahren, wie Sie den Akku umweltgerecht entsorgen können.

Für Kunden in den USA
FCC-Hinweis

Warnung

Dieses Gerät entspricht Teil 15 der FCC-Vorschriften. Der Betrieb unterliegt den beiden folgenden Bedingungen: (1) Dieses Gerät darf keine Störungen verursachen, und (2) dieses Gerät muss empfangene Störungen tolerieren, auch wenn sie unerwünschte Auswirkungen auf den Betrieb haben.

Vorsicht

Sie werden davor gewarnt, dass jegliche nicht ausdrücklich in dieser Anleitung genehmigten Änderungen Ihre Berechtigung zum Betrieb dieses Gerätes ungültig machen könnten.

Hinweis: Dieses Gerät wurde getestet und entspricht den Grenzwerten für ein digitales Gerät der Klasse B, entsprechend Teil 15 der FCC-Vorschriften. Diese Vorschriften sind dazu bestimmt, einen angemessenen Schutz gegen Störungen in häuslichen Installationen zu bieten. Dieses Gerät erzeugt und verwendet Funkfrequenzenergie und kann solche ausstrahlen, wodurch es bei unsachgemäßer Installation und Bedienung zu Störungen des Funkverkehrs kommen kann. Es kann jedoch nicht garantiert werden, dass bei ordnungsgemäßer Installation keine Empfangsstörungen auftreten. Wenn das Gerät Störungen im Rundfunk- oder Fernsehempfang verursacht, was durch vorübergehendes Ausschalten des Geräts überprüft werden kann, versuchen Sie, die Störung durch eine oder mehrere der folgenden Maßnahmen zu beheben:

- Richten Sie die Empfangsantenne neu aus oder stellen Sie sie an einem anderen Ort auf.
- Erhöhen Sie den Abstand zwischen dem Gerät und dem Empfänger.
- Schließen Sie das Gerät und den Empfänger an getrennte Stromkreise an.
- Wenden Sie sich an den Händler oder einen erfahrenen Radio- und Fernsehtechniker für weitere Empfehlungen.

Erklärung zur HF-Exposition

Diese Sendeanlage darf nicht in Verbindung mit einer anderen Antenne oder einer anderen Sendeanlage betrieben werden. Dieses Gerät entspricht den FCC-Grenzwerten für Strahlenbelastung, die für eine nicht kontrollierte Umgebung festgelegt wurden und erfüllt die FCC-Richtlinien für die HF-Exposition. Dieses Gerät strahlt HF-Energie mit sehr niedrigen Pegel aus, der auch ohne Prüfungen der Speziellen Absorptionsrate (SAR) den Anforderungen entspricht.

Für Kunden in Kanada
IC-Strahlenbelastungserklärung

CAN ICES-3 (B)/NMB-3(B)

Dieses Gerät entspricht dem Standard INDUSTRY CANADA R.S.S. 247.

Der Betrieb unterliegt den folgenden Bedingungen: (1) Dieses Gerät darf keine Störungen verursachen, und (2) dieses Gerät muss empfangene Störungen tolerieren, auch wenn sie unerwünschte Auswirkungen auf den Betrieb haben.

Nach den Bestimmungen von Industry Canada darf diese Sendeanlage nur mit einer Antenne des Typs und der maximalen (oder geringeren) Verstärkung verwendet werden, die von Industry Canada für die Anlage bestätigt wurde. Um mögliche Störungen des Funkverkehrs anderer Nutzer zu verringern, muss die Art und Verstärkung der Antenne so gewählt werden, dass die Äquivalente Isotrope Strahlungsleistung (EIRP) nicht größer ist als für eine erfolgreiche Kommunikation notwendig.

Dieses Gerät entspricht den Strahlungsbelastungsgrenzen der RSS-102, die für eine nicht kontrollierte Umgebung festgelegt wurden.

■ Hinweise zur Verwendung

- Lesen Sie auf jeden Fall vor der Verwendung die Bedienungsanleitung des verbundenen Geräts.
- Audio-Technica haftet in keiner Weise für den unwahrscheinlichen Fall irgendwelcher Datenverluste, die in Zusammenhang mit der Benutzung dieses Produktes entstehen.
- Halten Sie die Lautstärke in öffentlichen Verkehrsmitteln oder an anderen öffentlichen Orten niedrig, um andere Personen nicht zu stören.
- Regeln Sie die Lautstärke an Ihrem Gerät ganz herunter, bevor Sie das Produkt anschließen.
- Wenn Sie das Produkt in einer trockenen Umgebung benutzen, verspüren Sie möglicherweise ein Kribbeln in Ihren Ohren. Dies wird durch die in Ihrem Körper angesammelte statische Elektrizität verursacht und nicht durch eine Funktionsstörung des Produkts.
- Setzen Sie das Produkt keinen starken Stößen aus.
- Bewahren Sie das Produkt nicht in direktem Sonnenlicht, in der Nähe von Heizgeräten oder an heißen, feuchten oder staubigen Orten auf. Lassen Sie außerdem das Produkt nicht nass werden.
- Nach langem Gebrauch kann das Produkt Verfärbungen durch ultraviolettes Licht (insbesondere direkte Sonnenlicht) und Verschleiß aufweisen.
- Halten Sie das USB-Ladekabel beim An- und Abstecken am Stecker fest. Das USB-Ladekabel kann beschädigt werden oder es kann ein Unfall ausgelöst werden, wenn Sie statt am Stecker am Kabel ziehen.
- Wenn Sie das USB-Ladekabel nicht verwenden, trennen Sie es vom Produkt.
- Wird das Produkt in einen Beutel gelegt während das USB-Ladekabel weiterhin angeschlossen ist, könnte das USB-Ladekabel verheddern, reißen oder brechen.
- Wenn Sie das Produkt nicht verwenden, legen Sie es in der mitgelieferten Tasche ab.
- Dieses Produkt kann nur bei Nutzung eines Mobiltelefonnetzes zum Telefonieren verwendet werden. Die Unterstützung von Telefonie-Apps, die ein mobiles Datennetz nutzen, wird nicht garantiert.
- Wenn das Produkt in der Nähe eines elektronischen Geräts oder Senders (z. B. Mobiltelefon), mit welchem es nicht verbunden ist, verwendet wird, kann ein unerwünschtes Rauschen zu hören sein. Vergrößern Sie in diesem Fall den Abstand zwischen dem Produkt und dem elektronischen Gerät oder Sender.
- Wenn das Produkt in der Nähe einer Fernseh- oder Radioantenne verwendet wird, kann im Fernseh- oder Radiosignal ein Rauschen zu sehen oder zu hören sein. Vergrößern Sie in diesem Fall den Abstand zwischen dem Produkt und der Fernseh- oder Radioantenne.
- Der integrierte Akku sollte zu seinem Schutz alle 6 Monate einmal frisch geladen werden. Wenn zwischen den Ladevorgängen zu viel Zeit vergeht, verringert sich die Lebensdauer des integrierten Akkus, oder der aufladbare Akku lässt sich nicht mehr laden.

Für ein angenehmeres Kommunikationserlebnis via Bluetooth®

Die effektive Kommunikationsreichweite dieses Produkts variiert je nach Funkwellenbedingungen.

Für eine einwandfreie Tonqualität sollten Sie die Kopfhörer in unmittelbarer Nähe zum Bluetooth-Gerät verwenden. Um Rauschen und Störungen zu minimieren, vermeiden Sie es, die Verbindung zwischen der Antenne des Produkts und dem Bluetooth-Gerät durch andere Geräte oder Ihren eigenen Körper zu unterbrechen.

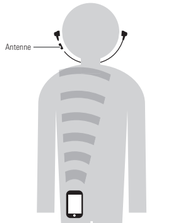

Die Bluetooth®-Wortmarke und -Logos sind Eigentum von Bluetooth SIG, Inc., und die Nutzung dieser Marken durch Audio-Technica Corporation erfolgt unter Lizenz. Alle anderen Markenzeichen sind Eigentum der jeweiligen Inhaber.

Italiano

Anche se questo prodotto è stato realizzato per essere utilizzato in piena sicurezza, l'uso scorretto potrebbe causare incidenti. Per garantire il massimo grado di sicurezza, osservare tutte le avvertenze e le precauzioni fornite per l'utilizzo del prodotto.

■ Precauzioni di sicurezza

Precauzioni nell'utilizzo del prodotto

- Non utilizzare il prodotto

Português

Embora este produto tenha sido projetado para um uso seguro, o uso indevido poderá resultar em acidentes. Para garantir a segurança, respeite todos os avisos e precauções ao usar o produto.

■ Precauções de segurança

Precauções para o produto

- Não use o produto perto de equipamentos médicos. As ondas de rádio podem afetar marca-passos cardíacos e equipamentos médicos eletrônicos. Não use o produto dentro de instalações médicas.
- Ao usar o produto numa aeronave, siga as instruções da companhia aérea.
- Não use o produto perto de dispositivos de controle automático como portas automáticas e alarmes de incêndio. As ondas de rádio podem afetar os equipamentos eletrônicos e causar acidentes devido a um mau funcionamento.
- Não desmonte, não modifique nem tente reparar o produto para evitar um choque elétrico, mau funcionamento ou fogo.
- Não sujeite o produto a impactos fortes para evitar um choque elétrico, mau funcionamento ou fogo.
- Não manuseie o produto com as mãos molhadas para evitar um choque elétrico ou ferimentos.
- Desconecte o produto de um dispositivo se o produto começar a apresentar mau funcionamento, fumaça, cheiro, calor ou ruídos indesejados ou começar a mostrar outros sinais de dano. Neste caso, entre em contato com o seu revendedor local da Audio-Technica.
- Não permita que o produto seja molhado para evitar um choque elétrico ou mau funcionamento.
- Não coloque materiais estranhos como combustíveis, metal ou líquido no produto.
- Não cubra o produto com um pano para evitar o risco de incêndio ou de lesões por superaquecimento.
- Siga as leis aplicáveis relevantes ao uso de celulares e fones de ouvido se você for usar os fones de ouvido ao dirigir um veículo.
- Não use o produto em lugares em que a incapacidade de ouvir o som ambiente represente um risco sério (como passagens de nível, estradas de trem e locais de construção).
- Este produto bloqueia o som externo eficácia e, portanto, você poderá não ouvir os sons ao seu redor com claridade enquanto estiver usando o produto. Ajuste o volume a um nível em que ainda possa ouvir os sons de fundo e monitore a área ao seu redor enquanto estiver escutando música.
- Guarde os pontenas fora do alcance de crianças pequenas.
- Durante o carregamento, certifique-se de usar o cabo de carga USB fornecido.
- Não realize cargas com dispositivos que tenham a funcionalidade de carregamento rápido (com uma voltagem de 5 V ou mais). Proceder dessa forma pode resultar em mal funcionamento do produto.
- Para evitar danos à sua audição, não deixe o volume demasiadamente. Ouvir sons com volume alto durante um longo período de tempo pode causar a perda temporária ou permanente da audição.
- Pare de usar se sentir alguma irritação na pele decorrente do contato direto com o produto.
- Se você começar a sentir-se mal enquanto estiver usando o produto, pare de usá-lo imediatamente.
- Ao remover o produto dos ouvidos, certifique-se de que os ponteiras ainda estejam instaladas na unidade principal. Se os ponteiras ficarem alojados nos seus ouvidos e você não puder retirá-los, consulte um médico imediatamente.
- Caso surja algum tipo de coceira resultante do contato com o produto, suspenda seu uso.

Precauções para a bateria recarregável

O produto é equipado com uma bateria recarregável (bateria de polímero de lítio).

- Se o fluido de bateria entrar em contato com os olhos, não os esfregue. Lave bem os olhos com água limpa, como água de torneira, e consulte um médico imediatamente.
- Se o fluido de bateria vazar, não toque no fluido com as mãos nuas. Se o fluido permanecer dentro do produto, ele pode causar um mau funcionamento. Se o fluido de bateria vazar, contate o seu revendedor local da Audio-Technica.
  - Se o fluido entrar em contato com sua boca, lave bem fazendo um gargarejo com água limpa, como água de torneira, e consulte um médico imediatamente.
  - Se a sua pele ou roupa entrar em contato com o fluido, lave imediatamente a área afetada com água. Se você sentir alguma irritação na pele, consulte um médico.
- Para evitar vazamento, geração de calor ou explosão:
  - Nunca aqueça, desmonte ou modifique a bateria, nem a aproxime do fogo.
  - Não tente furar com um prego, não bata com um martelo, nem pise na bateria.
  - Não derrube ou submeta o produto a fortes impactos.
  - Não deixe a bateria ser molhada.
- Não use, deixe ou guarde a bateria nos seguintes lugares:
  - Área exposta à luz direta do sol ou em condições de alta temperatura ou umidade
  - Dentro de um carro sob o sol escaldante
  - Perto de fontes de calor como saídas de ar quente
- Carregue somente com o cabo USB fornecido para evitar um mau funcionamento ou fogo.
- A bateria interna recarregável deste produto não pode ser substituída pelo usuário. A bateria pode ter atingido o fim de sua vida útil de serviço se o seu tempo de funcionamento tornar-se significativamente mais curto mesmo depois de ter sido completamente carregada. Neste caso, a bateria precisa de reparo. Entre em contato com seu revendedor local da Audio-Technica para informações sobre reparos.
- Ao eliminar o produto, a bateria recarregável embutida precisa ser descartada adequadamente. Entre em contato com seu revendedor local da Audio-Technica para saber como descartar corretamente a bateria.

Para clientes nos EUA
Aviso da FCC

Advertência

Este dispositivo está em conformidade com a Parte 15 das Regulamentas da FCC. A operação está sujeita às duas seguintes condições: (1) Este dispositivo não pode causar interferência prejudicial e (2) deve aceitar qualquer interferência recebida, inclusive interferência que possa causar uma operação indesejada.

Atenção

Avisamos o usuário de que quaisquer alterações ou modificações não aprovadas expressamente neste manual poderão anular a sua autoridade de operar este equipamento.

Nota: Este equipamento foi testado e foi verificado que cumpre com os limites para um dispositivo digital de Classe B, de acordo com a Parte 15 dos Regulamentos da FCC. Esses limites são concebidos para proporcionar uma proteção razoável contra interferências prejudiciais em uma instalação residencial. Este equipamento gera, emprega e pode radiar energia de radiofrequência e, se não for instalado e usado de acordo com as instruções, pode causar interferência prejudicial às comunicações de rádio. No entanto, não há garantia de que não ocorra nenhuma interferência em uma instalação particular. Se este equipamento causar uma interferência prejudicial à recepção de rádio ou televisão, que pode ser determinada pela operação de desligar e ligar o equipamento, o usuário deve tentar corrigir a interferência tomando uma ou mais das seguintes medidas:

- Reoriente ou reposicione a antena de recepção.
- Aumente a separação entre o equipamento e o receptor.
- Conecte o equipamento a uma tomada elétrica em um circuito diferente do qual o receptor está conectado.
- Consulte o seu revendedor ou um técnico de rádio/TV experiente para ajuda.

Declaração de Exposição à Radiofreqüência

Este transmissor não deve ser colocado nem operado junto com nenhuma outra antena ou transmissor usado em outros sistemas. Este dispositivo está em conformidade com os limites de exposição a radiações da FCC estabelecidos para um ambiente não controlado, bem como está em conformidade com as Diretrizes de Exposição à Radiofreqüência (RF) da FCC. Este equipamento tem muito baixos de energia RF, podendo ser considerado em conformidade sem o teste de taxa específica de absorção (SAR, do inglês Specific Absorption Rate).

Para clientes no Canadá
Declaração da Indústria Canadense

CAN ICES-3 (B)/NMB-3(B)

Este dispositivo está em conformidade com a norma RSS-247 da Indústria Canadense. A operação está sujeita às seguintes condições: (1) Este dispositivo não pode causar interferência prejudicial, e (2) este dispositivo deve aceitar qualquer interferência recebida, inclusive interferência que possa causar uma operação indesejada.
Segundo os regulamentos da Indústria Canadense, este transmissor de rádio só funciona com uma antena de um tipo e ganho máximo (ou menor) aprovados para o transmissor pela Indústria Canadense. Para reduzir a interferência de rádio potencial a outros usuários, o tipo da antena e seu ganho devem ser escolhidos de forma que a potência isotrópica radiada equivalente (p.i.r.e.) não seja maior que a necessária para uma comunicação bem-sucedida.
Este dispositivo está de acordo com a norma RSS-102 de limites de exposição à radiação estabelecidos para um ambiente não controlado.

■ Notas sobre o uso

- Sempre leia o manual do usuário do dispositivo conectado antes do uso.
- A Audio-Technica não será responsável de nenhuma maneira por qualquer perda de dados ou caso improvável de que tais perdas possam ocorrer durante o uso do produto.
- Em sistemas de transporte público ou em outros lugares públicos, mantenha o volume baixo para não perturbar as pessoas à sua volta.
- Diminua o volume de seu dispositivo antes de conectar o produto.
- Ao usar o produto em um ambiente seco, você pode sentir uma sensação de formigamento em seus ouvidos. Isso é causado pela eletricidade estática acumulada no seu corpo, e não indica um mau funcionamento do produto.
- Não submeta o produto a fortes impactos.
- Não guarde o produto sob a luz direta do sol, perto de dispositivos de aquecimento nem em lugares quentes, úmidos ou com presença de poeira. E não molhe o produto.
- Ao usar o produto durante um longo período de tempo, o produto pode se descolorir devido à luz ultravioleta (especialmente a luz direta do sol) ou ao desgaste.
- Certifique-se de segurar no plugue ao conectar e desconectar o cabo de carga USB. O cabo de carga USB pode ser danificado ou pode ocorrer um acidente se, ao puxar o cabo, você não usar o plugue como apoio.
- Quando não estiver usando o cabo de carga USB fornecido, desconecte-o do produto.
- Se o produto for inserido em uma bolsa enquanto o cabo de carga USB estiver conectado ao dispositivo, o cabo de carga USB pode ficar preso, ser danificado ou quebrado.
- Quando você não estiver usando o produto, armazene-lo na bolsa inclusa.
- Este produto pode ser usado para falar ao telefone apenas usando a rede de telefonia celular. Não garantimos a compatibilidade com aplicativos de telefonia que usam a rede de dados móveis.
- Usar o produto perto de um dispositivo eletrônico ou transmissor (como um celular), que não esteja conectado ao produto, pode causar ruídos indesejados. Neste caso, afaste o produto do dispositivo eletrônico ou transmissor.
- Usar o produto perto de uma antena de TV ou rádio pode causar ruídos visuais ou de áudio no televisor ou rádio. Neste caso, afaste o produto da antena de TV ou rádio.
- Para proteger a bateria recarregável embutida, recarregue-a pelo menos uma vez a cada seis meses. Muito tempo entre uma recarga e outra pode reduzir a vida da bateria recarregável ou fazer com que a bateria recarregável perca a capacidade de segurar a carga.

Para uma experiência de comunicação Bluetooth® mais confortável

O alcance eficaz de comunicação deste produto varia de acordo com as obstruções e condições das ondas de rádio.
Para uma experiência mais agradável, use o produto o mais próximo possível do dispositivo Bluetooth. Para minimizar ruídos e interrupções de som, evite posicionar seu corpo ou outros obstáculos entre a antena do produto e o dispositivo Bluetooth.

A marca e os logotipos da palavra Bluetooth® são de propriedade da Bluetooth SIG, Inc. e qualquer uso dessas marcas por parte da Audio-Technica Corporation é feito sob licença. Todas as outras marcas comerciais são de propriedade de seus respectivos proprietários.

Русский

Несмотря на то, что конструкция данного изделия обеспечивает безопасность его использования, неправильное использование может привести к несчастному случаю. Для обеспечения безопасности соблюдайте все предупреждения и предосторежения во время использования данного изделия.

■ Меры предосторожности

Предостережения относительно изделия

- Запрещается использовать данное изделие рядом с медицинским оборудованием. Радиоволны могут оказать влияние на кардиостимуляторы и медицинское электронное оборудование. Запрещается использовать данное изделие в медицинских учреждениях.
- Используя изделие в самолете, придерживайтесь указаний авиакомпании.
- Запрещается использовать данное изделие рядом с устройствами автоматического управления, например автоматическими дверями и пожарными сигнализациями. Радиоволны могут оказать влияние на электронное оборудование и привести к несчастным случаям в результате нарушения его работы.
- Не разбирайте, не модифицируйте и не пытайтесь отремонтировать изделие во избежание поражения электрическим током, нарушения работы или возгорания.
- Не подвергайте изделие сильным ударам во избежание поражения электрическим током, нарушения работы или возгорания.
- Не беритесь за изделие влажными руками во избежание поражения электрическим током или получения травмы.
- Отсоедините изделие от устройства, если изделие функционирует неправильно, при его работе выделяется дым, неприятный запах, тепло или неожиданный шум, а также наблюдаются другие признаки повреждения. В таком случае обратитесь к местному дилеру компании Audio-Technica.
- Не допускайте попадания на изделие влаги во избежание поражения электрическим током или нарушения работы.
- Не допускайте попадания в изделие посторонних предметов, например горючих материалов, металла или жидкости.
- Не накрывайте изделие одеждой во избежание возгорания или опасности травмы в результате перегрева.
- Выполняйте соответствующие законы, касающиеся использования мобильных телефонов и наушников при использовании наушников во время управления автомобилем.
- Не используйте изделие в местах, где неспособность слышать звуковое окружение создает серьезный риск (например, на железнодорожных переездах, вокзалах и строительных площадках).
- Данное изделие эффективно экранирует внешний звук, поэтому вы можете не слышать отчетливо окружающий звук во время его использования. Отрегулируйте уровень громкости таким образом, чтобы продолжать слышать фоновый звук, и контролируйте пространство вокруг вас во время прослушивания музыки.
- Храните узкие вкладыши в месте, недоступном для маленьких детей.
- Для зарядки изделия используйте прилагаемый USB-кабель.
- Не используйте для зарядки устройств с функцией быстрой подзарядки (напряжение зарядки 5 В или выше). Это может привести к неисправности изделия.
- Во избежание нарушения слуха не устанавливайте слишком высокую громкость. Прослушивание на высокой громкости в течение длительного времени может привести к временной или постоянной потере слуха.
- Прекратите использование при возникновении раздражения кожи в результате прямого контакта с изделием.
- При ухудшении самочувствия во время использования данного изделия немедленно прекратите его использование.
- При извлечении изделия из ушей следите за тем, чтобы ушные вкладыши оставались прикрепленными к основному устройству. Если ушные вкладыши застряли в ушах и вы не можете их извлечь, немедленно обратитесь к врачу.
- Если во время использования изделия у вас возникнет зуд, прекратите пользовать данным изделием.

Предостережения относительно аккумулятора

Данное изделие оснащено аккумулятором (литий-полимерной батареей).

- Не трите глаза при попадании в них электролита. Тщательно промойте их чистой водой (например, водопроводной) и немедленно обратитесь к врачу.
- В случае утечки электролита не прикасайтесь к нему голыми руками. Если электролит останется внутри изделия, это может привести к неисправности. В случае утечки электролита обратитесь к местному дилеру компании Audio-Technica.
  - При попадании электролита в рот тщательно промойте его чистой водой (например, водопроводной) и немедленно обратитесь к врачу.
  - При попадании электролита на кожу или одежду немедленно промойте этот участок кожи или одежды водой. При возникновении раздражения кожи обратитесь к врачу.
- Меры по предотвращению утечки электролита, выделения тепла или взрыва:
  - Ни в коем случае не нагревайте, не разбирайте и не модифицируйте батарею, а также не выбрасывайте ее в огонь.
  - Не пытайтесь пробить батарею гвоздем, разбить молотком или наступить на нее.
  - Не роняйте изделие и не подвергайте его сильным ударам.
  - Следите за тем, чтобы батарея не намокла.
- Не используйте, не оставляйте и не храните батарею в следующих местах:
  - в местах, находящихся под воздействием прямого солнечного света или высоких температур и влажности;
  - внутри автомобиля под ослепительным солнцем;
  - вблизи источников тепла, например обогревателей.
- Во избежание нарушения работы или возгорания выполняйте зарядку только с помощью прилагаемого USB-кабеля.
- Встроенный аккумулятор данного изделия нельзя заменять самостоятельно. Если время использования значительно сократилось, даже если батарея полностью заряжена, возможно, срок эксплуатации батареи истек. В этом случае батарея подлежит ремонту. Чтобы получить сведения о ремонте, обратитесь к местному дилеру компании Audio-Technica.
- При утилизации изделия, встроенный аккумулятор следует утилизировать надлежащим образом. Чтобы получить сведения о надлежащей утилизации батареи, обратитесь к местному дилеру компании Audio-Technica.

Для пользователей в США
Уведомление FCC

Предупреждение

Данное устройство соответствует требованиям Раздела 15 Правил Федеральной комиссии по связи (FCC). Эксплуатация осуществляется при соблюдении приведенных ниже двух условий. (1) Данное устройство не должно создавать недопустимых помех, и (2) данное устройство должно противостоять любым принимаемым помехам, включая помехи, которые могут вызывать нарушения при эксплуатации.

Предостережение

Вы предупреждены о том, что любые изменения или модификации, в явной форме не разрешенные в данном руководстве, могут привести к аннулированию вашего права на эксплуатацию данного оборудования.

Примечание: Данное оборудование было протестировано и признано соответствующим ограничениям для цифрового устройства Класса B согласно раздела 15 Правил FCC. Данные ограничения предназначены для обеспечения надлежащей защиты от недопустимых помех при установке в жилых помещениях. Данное оборудование генерирует, использует и может излучать энергию электромагнитного излучения, которая, в случае нарушения данных инструкций при установке и использовании, может создавать недопустимые помехи для радиосвязи. Однако не существует гарантий того, что помехи не возникнут при определенной установке. Если данное оборудование вызывает недопустимые помехи во время радио или телевизионного приема, что можно определить путем его выключения и включения, пользователь может попытаться устранить эти помехи с помощью одной или нескольких мер, указанных ниже.

- Измените ориентацию или положение принимающей антенны.
- Увеличьте расстояние между оборудованием и приемником.
- Подключите оборудование в розетке в цепи, отличной от той, к которой подключен приемник.
- Обратитесь к дилеру или квалифицированному специалисту по обслуживанию радио/телевизионной техники.

Заявление об РЧ облучении

Данный передатчик не должен находиться рядом или эксплуатироваться с какой-либо другой антенной или передатчиком, используемым в других системах. Данное устройство соответствует ограничениям радиоактивного облучения FCC, установленным для неуправляемой среды, и руководствам радиочастотного (РЧ) облучения FCC. Уровень РЧ энергии данного оборудования очень низкий, поэтому оно считается соответствующим без определения удельной мощности поглощения (SAR).

Для пользователей в Канаде
Декларация IC

CAN ICES-3 (B)/NMB-3(B)

Данное устройство соответствует требованиям INDUSTRY CANADA R.S.S. 247.

Эксплуатация осуществляется при соблюдении приведенных ниже условий. (1) Данное устройство не должно создавать недопустимых помех, и (2) данное устройство должно противостоять любым принимаемым помехам, включая помехи, которые могут вызывать нарушения при эксплуатации.
Согласно нормам Министерства промышленности Канады данный радиопередатчик может работать только с антенной, тип и максимальное (или минимальное) усиление которой одобрено Министерством промышленности Канады. Для уменьшения радиопомех у других пользователей тип и усиление антенны необходимо выбирать таким образом, чтобы эквивалентная мощность изотропного излучения (е.и.р.) не превышала значения, необходимого для качественной связи.
Данное устройство соответствует ограничениям радиоактивного облучения RSS-102, установленным для неуправляемой среды.

■ Примечания относительно использования

- Обязательно прочтите руководство пользователя подсоединенного устройства перед его эксплуатацией.
- Компания Audio-Technica никоим образом не несет ответственности за любые потери данных в случае возникновения такого маловероятного события во время использования данного изделия.
- Не превышайте громкость в общественном транспорте или других общественных местах, чтобы не мешать другим людям.
- Перед подсоединением этого изделия снизьте до минимума громкость своего устройства.
- При использовании данного изделия в сухой окружающей среде в ушах может возникнуть покалывающее ощущение. Это вызвано статическим электричеством, накапливающимся на вашем теле, а не нарушением работы изделия.
- Не подвергайте изделие сильным ударам.
- Не храните изделие под прямым солнечным светом, рядом с нагревательными приборами либо в жарких, влажных или пыльных местах. Кроме того, не позволяйте изделию намокать.
- При использовании изделия в течение длительного времени возможно его обесцвечивание под воздействием ультрафиолетового света (особенно под прямым солнечным светом) и изнашивания.
- Подсоединяйте и отсоединяйте прилагаемый USB-кабель для зарядки, взявшись за штекер. Если потянуть непосредственно за прилагаемый USB-кабель для зарядки, это может привести к его обрыву или несчастному случаю.
- Обязательно отсоединяйте прилагаемый USB-кабель для зарядки от изделия, если он не используется.
- Если изделие поместить в сумку с подсоединенным прилагаемым USB-кабелем для зарядки, это может привести к защемлению, перегибу или обрыву кабеля.
- Если изделие не используется, храните его в прилагаемой сумке.
- Данное изделие можно использовать для телефонных звонков, только когда используется мобильная телефонная сеть. Не гарантируется поддержка телефонных приложений, использующих мобильную сеть передачи данных.
- Если изделие используется возле электронного устройства или передатчика (например, мобильного телефона), не подключенного к изделию, могут возникать помехи. В этом случае отодвиньте изделие от электронного устройства или передатчика.
- Если изделие используется рядом с телевизионной или радиоантенной, могут возникать помехи в телевизионном или радиосигнале. В этом случае отодвиньте изделие от телевизионной или радиоантенны.
- Для защиты встроенного аккумулятора заряжайте его по крайней мере один раз в 6 месяцев. Если между зарядками проходит слишком много времени, срок эксплуатации аккумулятора может уменьшиться либо аккумулятор может не заряжаться.

Для более удобного обмена данными через Bluetooth®

Диапазон эффективного обмена данными этого изделия зависит от наличия препятствий и условий распространения радиоволн.
Для более удобного использования разместите изделие как можно ближе к устройству Bluetooth. Чтобы уменьшить шум и звуковые помехи, не размещайте какие-либо предметы и не располагайтесь сами между антенной изделия и устройством Bluetooth.

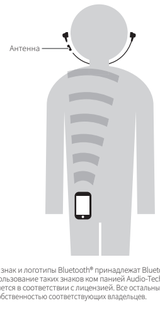

Словесный знак и логотипы Bluetooth® принадлежат Bluetooth SIG, Inc. Любое использование таких знаков ком паний Audio-Technica Corporation осуществляется в соответствии с лицензией. Все остальные товарные знаки являются собственностью соответствующих владельцев.

简体中文

虽然本产品采用安全设计，但使用不当仍可能发生事故。为了确保安全，使用本产品时请注意全部警告和提醒。

■ 安全预防措施

产品注意事项

- 请勿在医疗设备附近使用本产品。无线电波可能会影响心脏起搏器和医疗电子设备。请勿在医疗设施内使用本产品。
- 在飞机上使用本产品时，请遵守航空公司规定。
- 请勿在自动门、火警报警器等自动控制装置附近使用本产品。无线电波可能会导致电子设备发生故障而引发严重事故。
- 请勿拆开、改装或尝试修理本产品，以免发生触电、导致故障或引发火灾。
- 请勿使产品受到强烈冲击，以免发生触电、导致故障或引发火灾。
- 请勿用潮湿的手操作本产品，以免发生触电或导致受伤。
- 如果本产品出现故障、冒烟、异味、发热、杂音或损坏迹象，请断开其与设备的连接，在这种情况下，请联系当地"铁三角"经销商。
- 请勿使本产品受潮，以免发生触电或导致故障。
- 请勿在本产品中放置不相干的物质，如可燃材料、金属或液体。
- 请勿用布覆盖本产品，以免由于过热引发火灾或导致受伤。
- 如果在驾车时使用无线耳塞，请遵守有关使用移动电话和无线耳塞的法用法律。
- 请勿在因听不到声音而可能导致严重危险的环境下使用本产品（例如在铁路道口、火车站和建筑工地）。
- 本产品会有效屏蔽外部声音，因此您在佩戴本产品时可能会听不到周围的声音。听音时请调节音量到可以听到背景声音，并不断确认周围是否安全。
- 将耳套保存在儿童接触不到的地方。
- 请务必使用本产品随附的USB充电线充电。
- 请勿使用快充设备（5伏或更高电压）充电，否则可能导致本产品出现故障。
- 为了防止损害您的听力，请勿将声音开得过高。长期听很大的声音可能会造成暂时或永久性的听力损伤。
- 如果因为直接与产品接触造成皮肤刺激，请勿继续使用。
- 如果您在使用本产品时感觉不适，请立即停止使用。
- 从您的耳朵取下本产品时，请确保耳塞仍然连接在主机上。如果耳塞卡在耳中无法取出，请立即就医。
- 若身体因佩戴本产品而出现瘙痒，请停止使用。

可充电电池注意事项

本产品配备有一块可充电电池（聚合物锂电池）。

- 如果电池液进入眼睛，请勿揉搓。应用洁净的水（如自来水）彻底冲洗并立即就医。
- 如果电池液泄漏，请勿用手接触本产品。如果液体留在产品内，可能会导致故障。如果电池液泄漏，请联系当地"铁三角"经销商。
  - 如果电池液进入您的口中，应用洁净的水（如自来水）反复漱洗并立即就医。
  - 如果您的皮肤或衣服达到了液体，立即用水清洗受到影响的皮肤或衣服。如果您感到皮肤刺激，请就医。
- 为避免泄漏、产生热量或引起爆炸：
  - 切勿加热、拆卸或改装电池，也不要将其靠近火源。
  - 请勿试图用钉子刺穿，用锤子打或踩在电池上。
  - 请勿摔本产品或使之受到强烈冲击。
  - 请勿使电池受潮。
- 请勿在下述场所使用、遗留或存放电池：
  - 暴露在阳光直射下或高温、潮湿的地方
  - 暴露在烈日直射下的车内
  - 靠近如热风调节器等热源
- 请仅使用随附USB线来充电，以避免出现故障或引发火灾。
- 用户无法自行更换本产品的内部可充电电池。若电池已充满电后，使用时间明显缩短，这说明电池可能已达到其使用寿命。如果出现这种情况，需要维修电池。关于维修的详情，请联系当地"铁三角"经销商。
- 处理本产品时，内置的可充电电池需要妥善处理。请联系当地"铁三角"经销商，咨询电池的正确处理方法。

针对美国用户
FCC声明

警告

本设备符合FCC规则第15部分的要求。其运行应符合以下两个条件：(1) 本设备不得造成有害干扰，以及(2)本设备必须承受任何干扰，包括可能导致意外运行的干扰。

注意

请注意，任何进行本说明书中未明确许可的改动或改装，都可能导致用户丧失使用本设备的权利。

注：本设备已经过测试，证实符合FCC规则第15部分之B类数字设备的限制要求。这些限制旨在提供合理的保护，以防在一般住宅环境中造成有害干扰。本设备会产生、使用和发射射频能量，若未依照指示安装及使用，可能会对无线电通信产生有害干扰。然后，并不保证在特定安装方式下不会产生干扰。如果本设备对无线电或电视接收产生有害干扰（可通过开、关设备判定），建议用户尝试采取以下一项或多项措施来排除此干扰：

- 调整接收天线的方向或位置。
- 增大设备和接收器之间的间距。
- 将设备和接收器分别连接到不同的电路插座上。
- 咨询经销商或经验丰富的无线电/电视技术人员寻求帮助。

射频暴露声明

本发射机不得与其他系统中使用的任何其他天线或发射机协同工作或一起操作。本设备符合FCC针对未受控制环境所制定的辐射暴露限制，并符合FCC射频（RF）暴露规范。本设备的射频能量极低，被视为无需对特定吸收率（SAR）进行测试便符合要求。

针对加拿大用户
加拿大工业部声明

CAN ICES-3 (B)/NMB-3(B)

本设备符合加拿大工业部R.S.S. 247的要求。

其运行应符合以下条件：(1)本设备不得造成有害干扰，以及(2)本设备必须承受任何干扰，包括可能导致意外运行的干扰。

根据加拿大工业部规定，本无线电发射机只能使用加拿大工业部计对发射机所许可之类型与最大（或最小）增益的天线操作。为了降低对其他用户造成无线电干扰的可能，选择天线类型和其增益时应使等向放射功率（e.i.r.p.）不超过必要等级，以便可以成功通信。

本设备符合针对未受控制环境所制定之RSS-102射频暴露限制。

■ 使用注意事项

- 请在使用前阅读所连接设备的用户手册。
- 对于在使用本产品时发生的意外事件所引起的数据丢失，铁三角将不会以任何方式负责。
- 在公共交通工具或是其他公共场所，请保持声音较低以免打扰到其他人。
- 请在连接本产品之前将设备的音量调到最低。
- 在干燥环境之下使用本产品时，您可能会感觉到耳朵里有一种刺痛感。这是由您身体内积累的静电导致的，而非产品故障所致。
- 请勿使本产品受到强烈冲击。
- 请勿在阳光直射下，加热装置附近或在炎热、潮湿或灰尘多的地方存放本产品。此外，请勿使本产品受潮。
- 当本产品使用较长一段时间后，可能会因为紫外线（尤其是阳光直射）和磨损而褪色。
- 连接或拔出USB充电线时，请务必捏住插头。用力拉扯USB充电线可能导致连接线被扯断或出现意外情况。
- 不使用USB充电线时请将其从本产品中拔出。
- 若在USB充电线仍处于连接状态时将本产品放入包内，USB充电线可能会缠住、扯断或破损。
- 不使用本产品时，请将其存放在附带的收纳袋中。
- 仅当使用移动电话网络时本产品才可用于拨打电话。不保证支持使用移动数据网络的聊天应用程序。
- 如果您在未与本产品连接的电子设备或发射机（如移动电话）附近使用本产品，则可能会听到杂音。这种情况下，将本产品远离电子设备或发射机。
- 如果您在电视或无线电天线附近使用本产品，则可能会在电视或无线电中看到或听到信号噪音。在这种情况下，将本产品远离电视或无线电天线。
- 为保护内置可充电电池，每6个月至少充电一次。如果两次充电时间间隔太久，可能会缩短可充电电池的使用寿命或可能无法充电。

提供更舒适的蓝牙®通信体验

本产品的有效通信范围根据障碍物和无线电波的状况而有所差异。

如需获得最佳体验，使用本产品时请尽量靠近蓝牙设备。为尽可能减轻噪音和声音干扰，使用者应避免处于产品插控器和蓝牙设备之间，也应避免在本产品天线与蓝牙设备之间放置其他障碍物。

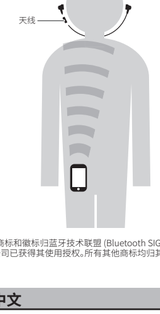

蓝牙®文字商标和徽标归蓝牙技术联盟 (Bluetooth SIG, Inc.) 所有，"铁三角"公司已获得其使用授权。所有其他商标均归其各自所有者所有。

繁體中文

雖然本產品採用安全設計，但使用不當仍可能引起事故。為防範事故於未然，使用本產品時請務必遵守下記事項。

■ 安全上的注意事項

本產品注意事項

- 請勿在醫療設備附近使用本產品。無線電波可能會影響心律調節器和醫療電子設備。請勿在醫療設施內使用本產品。
- 在飛機上使用本產品時，請遵守航空公司的說明。
- 請勿在自動門和火災警報器等自動控制裝置附近使用本產品。無線電波可能會影響電子設備，導致電子設備故障而引起意外事故。
- 請勿拆解、改造或試圖修理本產品，以免發生觸電、導致故障或引發火災。
- 請勿使本產品受到強烈撞擊，以免發生觸電、導致故障或引發火災。
- 請勿在手部潮濕的情形下接觸本產品，以免發生觸電或人身傷害。
- 若本產品有發生故障、冒煙、異味、發熱、噪音或出現其他損壞跡象時，請停止使用本產品，並中斷與設備的連結。這種情況下，請聯繫當地的"鐵三角"經銷商。
- 請勿讓本產品淋濕，以免發生觸電或故障。
- 請勿將例如易燃物、金屬、液體等異物混入本產品中。
- 請勿用布覆蓋本產品，以免因過熱而發生火災或受傷。
- 若在駕駛時使用耳機，請遵守機車機車的相關法律規定。
- 請勿在無法聽到周圍環境聲音將導致嚴重危險的地方使用本產品（例如在鐵路平交道、火車站和建築工地）。
- 此產品可有效隔絕外界聲音，因此當您配戴耳機時，可能無法清楚聽見周圍的聲音。請將音量調到您可以聽見周圍聲音，並在聆聽音樂時，持續確認周圍是否安全。
- 耳塞請保管於兒童無法接觸到的場所。
- 請務必使用隨附的USB充電線進行充電，以免造成產品損壞。
- 請勿使用擁有快速充電功能（電壓超過5V以上）之設備為本產品充電，否則可能會導致本產品故障。
- 為了防止損害您的聽力，請勿以過高音量使用。長期以過大音量聆聽，可能造成暫時或永久性的聽力損害。
- 若因與產品的直接接觸，造成皮膚出現過敏現象時，請勿繼續使用。
- 若您在使用本產品時感到不適，請立即停止使用本產品。
- 自耳朵取下耳機時，請確認耳塞仍與耳機裝置相連。若耳塞留在耳孔中無法取出，請立即就醫。
- 配戴本產品時若皮膚有異樣感覺，請勿繼續使用。

充電電池注意事項

本產品配備有一只充電電池（鋰聚合物電池）。

- 電池液不慎誤入眼睛時，請勿揉搓眼睛。應立刻以清水（自來水等）充分沖洗，並儘速就醫治療。
- 電池液外洩，請勿直接用手接觸液體。若液體殘留在產品內部，可能會導致故障。電池液外漏時，請聞繁當地的「鐵三角」經銷商。
  - 若不慎誤食電池液，請立刻以清水（自來水等）充分漱洗，並儘速就醫診療。
  - 若電池液附著於皮膚或衣類，請立刻以清水沖洗。若皮膚感到任何不適，請儘速就醫診療。
- 為了避免滾漏、發熱或爆炸：
  - 切勿加熱、拆解或改造電池，或丟棄至火中。
  - 請勿以釘子刺插、以鐵鎚敲打或踩踏電池。
  - 請勿使本產品摔落或受到強烈撞擊。
  - 請勿使電池受潮。
- 請勿於以下場所使用、放置或儲存電池：
  - 日照直射、高溫多濕處
  - 烈日直射下的車內
  - 暖爐等熱源附近
- 請僅使用隨附USB線進行充電，以免導致故障或起火。
- 本產品的內建充電電池無法自行更換。若電池充滿電後，使用時間顯著縮短，表示電池可能已經達到使用壽命。如果在這種情況下，需將產品送修。有關修理的詳情，請聯繫您當地的「鐵三角」經銷商。
- 廢棄本產品時，需妥善處理內建的充電式電池。有關妥善廢棄電池的方法，請聯繫您當地的「鐵三角」經銷商。

針對美國用戶
FCC宣告

警告

本裝置符合FCC規則第15部分。操作受以下兩個條件限制：(1)本裝置不得造成有害干擾，及(2)本裝置必須接受任何收到的干擾，包括可能造成不良操作的干擾。

注意

請注意，本說明書中未明確許可的任何變更或修改皆可能使操作本設備的授權失效。

註：本設備經過測試，證明符合FCC規則第15部分的B級數位裝置之限制。此等限制旨在提供合理的保護，防止安裝於住宅區時產生有害干擾。本設備會產生、使用並可能放射無線電頻率能量，若未按照說明安裝及使用，可能對無線電通訊產生有害干擾。但是，無法保證在特定安裝條件之下，必然不會產生干擾。如果該設備確實對無線電或電視接收造成有害干擾（可以透過關閉設備後再開啟來確定），建議使用者可嘗試以下一種或多種措施，排除干擾狀況：

- 調整接收天線的方向或位置。
- 增大該設備與接收器之間的距離。
- 將該設備與接收器插在不同電路的插座上。
- 洽詢經銷商或有經驗的無線電／電視技術人員，以獲得協助。

無線電頻率暴露聲明

本發射器不得與其他系統中使用的其他任何天線或發射器放在同一位置或互相搭配操作。本裝置符合FCC針對未受控環境所設立之放射線暴露限制，並符合FCC無線電頻率(RF)暴露規範。本設備的無線電頻率能量非常低，被視為無需對特定吸收率(SAR)進行測試便符合要求。

針對加拿大用戶
加拿大工業部聲明

CAN ICES-3 (B)/NMB-3(B)

本裝置符合加拿大工業部R.S.S. 247的規範。

操作受以下兩件限制：(1)本裝置不得造成有害干擾，及(2)本裝置必須接受任何收到的干擾，包括可能造成不良操作的干擾。

根據加拿大工業部規定，本無線電發射器只能使用加拿大工業部計對發射器所許可之類型與最大（或最小）增益的天線操作。為了降低對其他使用者造成無線電干擾的可能，選擇天線類型與其增益時應使等向放射功率(e.i.r.p.)不超過必要等級以便能夠成功通訊通話。

本裝置符合針對未受控環境設立之RSS-102放射線暴露限制。

欲廢棄本商品時請進行資源回收

廢電池標誌

本商品內藏之鋰聚合物電池為可回收之充電電池，欲廢棄本商品時，請配合進行資源回收，將商品本體卸送至下記地址。
充電電池取出後，商品無法送廢，敬請見諒。

客送地址：
32050 桃園市中壢區過嶺里福建路2段322巷6號
台灣鐵三角客服中心收
聯絡電話：0800-774-488

■ 使用上的注意事項

- 使用之前，請務必閱讀所連接裝置的使用說明書。
- 使用本產品時，若發生連接裝置之儲存記憶消失等情形，本公司恕不負擔任何責任。
- 搭乘公共交通工具或處於其他公共場所時，請注意音量，避免造成他人困擾。
- 連接本產品之前，請將欲連接設備之音量調至最低。
- 在乾燥環境中使用本產品時，耳朵可能會有刺痛感。這是由於積聚在人體上的靜電所造成的，並非產品故障。
- 請勿使本產品受到強烈撞擊。
- 請勿將本產品放置於日照直射處、暖氣設備附近，高溫多濕或多塵的場所。此外，請勿讓本產品受潮。
- 本產品於使用一段時間後，有可能因為紫外線（尤其是陽光直射）和磨損而發生褪色情況。
- 在插入或拔除USB充電線時，請