SAR Test Report

Report No.: AGC01326140301FH01

FCC ID	:	JJMZINQ73G
APPLICATION PURPOSE	:	Original Equipment
PRODUCT DESIGNATION	:	3G TABLET
BRAND NAME	:	Nuqleo
MODEL NAME	:	Zinq7 3G
CLIENT	:	Accvent LLC
DATE OF ISSUE	:	Apr.11,2014
STANDARD(S)	:	IEEE Std. 1528:2003 47CFR § 2.1093 IEEE/ANSI C95.1
REPORT VERSION	:	V1.0

Attestation of Global Compliance(Shenzhen) Co., Ltd.

CAUTION:
This report shall not be reproduced except in full without the written permission of the test laboratory and shall not be quoted out of context.

Report Revise Record

Report Version	Revise Time	Issued Date	Valid Version	Notes
V1.0	/	Apr.11,2014	Valid	Original Report

The test plans were performed in accordance with IEEE Std. 1528:2003; 47CFR § 2.1093; IEEE/ANSI C95.1 and the following specific FCC Test Procedures:

- KDB 447498 D01 General RF Exposure Guidance v05r01
- KDB 648474 D04 SAR Handsets Multi Xmiter and Ant v01
- KDB 865664 D01 SAR measurement 100 MHz to 6 GHz v01
- KDB 941225 D01 SAR test for 3G devices v02
- KDB 941225 D02 Guidance for 3GPP R6 and R7 HSPA v02v01
- KDB 941225 D03 SAR Test Reduction GSM GPRS EDGE v01
- KDB 941225 D06 Hot Spot SAR v01
- KDB 248227 D01 SAR meas for 802 11 a b g v01r02

Test Report Certification

Applicant Name	Accvent LLC
Applicant Address	3505 N.W. 107th Ave Doral, Florida.,33178 USA
Manufacturer Name	Dongguan Winn Technology Co., Ltd.
Manufacturer Address	Xianghe Rd, Xinmin Area, Chang'an, Dongguan
Product Designation	3G TABLET
Brand Name	Nuqleo
Model Name	Zinq7 3G
Different Description	N/A
EUT Voltage	DC3.7V by battery
Applicable Standard	IEEE Std. 1528:2003 47CFR § 2.1093 IEEE/ANSI C95.1
Test Date	Apr.11,2014
Performed Location	Attestation of Global Compliance(Shenzhen) Co., Ltd. 2 F, Building 2, No.1-No.4, Chaxi Sanwei Technical Industrial Park, Gushu, Xixiang Street, Bao'an District, Shenzhen, China
Report Template	AGCRT-US-3G3/SAR (2014-04-01)

Tested By Eric Zhou Apr.11,2014

Checked By Angela Li Apr.11,2014

Authorized By Solger Zhang Apr.11,2014

TABLE OF CONTENTS

1. SUMMARY OF MAXIMUM SAR VALUE 5

2. GENERAL INFORMATION 6

2.1. EUT DESCRIPTION 6
2.2. TEST PROCEDURE 8
2.3. TEST ENVIRONMENT 8
2.4. TEST CONFIGURATION AND SETTING 9

3. SAR MEASUREMENT SYSTEM 10

3.1. SPECIFIC ABSORPTION RATE (SAR) 10
3.2. SAR MEASUREMENT PROCEDURE 11
3.3. COMOSAR SYSTEM DESCRIPTION 12
3.4. COMOSAR E-FIELD PROBE 14
3.5. ISOTROPIC E-FIELD PROBE SPECIFICATION 14
3.6. ROBOT 14
3.7. VIDEO POSITIONING SYSTEM 15
3.8. DEVICE HOLDER 15
3.9. SAM TWIN PHANTOM 16

4. TISSUE SIMULATING LIQUID 17

4.1. THE COMPOSITION OF THE TISSUE SIMULATING LIQUID 17
4.2. TISSUE CALIBRATION RESULT 18
4.3. TISSUE DIELECTRIC PARAMETERS FOR HEAD AND BODY PHANTOMS 19

5. SAR MEASUREMENT PROCEDURE 20

5.1. SAR SYSTEM VALIDATION PROCEDURES 20
5.2. SAR SYSTEM VALIDATION 21

6. EUT TEST POSITION 23

6.1. DEFINE TWO IMAGINARY LINES ON THE HANDSET 23
6.2. CHEEK POSITION 24
6.3. TITLE POSITION 24
6.4. BODY WORN POSITION 25

7. SAR EXPOSURE LIMITS 26

8. TEST EQUIPMENT LIST 27

9. MEASUREMENT UNCERTAINTY 28

10. CONDUCTED POWER MEASUREMENT 29

11. TEST RESULTS 35

11.1. SAR TEST RESULTS SUMMARY 35

APPENDIX A. SAR SYSTEM VALIDATION DATA 48

APPENDIX B. SAR MEASUREMENT DATA 60

APPENDIX C. TEST SETUP PHOTOGRAPHS &EUT PHOTOGRAPHS 226

APPENDIX D. PROBE CALIBRATION DATA 239

APPENDIX E. DIPOLE CALIBRATION DATA 249

1. SUMMARY OF MAXIMUM SAR VALUE

The maximum results of Specific Absorption Rate (SAR) found during testing for EUT are as follows:

Highest tested and scaled SAR Summary

Exposure Position	Frequency Band	Highest Tested 1g-SAR(W/Kg)	Highest Scaled Maximum SAR(W/Kg)
Head	GSM 835	**0.195**	**0.245**
	PCS 1900	**0.600**	**0.755**
	WCDMA Band II	**0.636**	**0.661**
	WCDMA Band V	**0.305**	**0.319**
Body- worn	GSM 835	**0.764**	**0.962**
	PCS 1900	**0.786**	**0.990**
	WCDMA Band II	**1.207**	**1.255**
	WCDMA Band V	**0.914**	**0.955**

Exposure Position	Test Mode	Highest Tested 1g-SAR(W/Kg)	Highest Scaled Maximum SAR(W/Kg)
Head	802.11b	**0.196**	**0.210**
	HOTSPOT	**0.167**	**0.179**
Body	802.11b	**0.306**	**0.328**
	HOTSPOT	**0.199**	**0.213**

Highest Simultaneous transmission SAR Summary

Exposure Position	Frequency Band	Highest Simultaneous SAR(W/Kg)
Head	GSM 835+WLAN	**0.445**
	PCS 1900+WLAN	**0.911**
	WCDMA Band II+WLAN	**0.817**
	WCDMA Band V+WLAN	**0.529**
Body- worn	GSM 835+WLAN	**1.275**
	PCS 1900+WLAN	**1.303**
	WCDMA Band II+HOTSPOT	**1.443**
	WCDMA Band V+HOTSPOT	**1.143**

This device is compliance with Specific Absorption Rate (SAR) for general population/uncontrolled exposure limits (1.6W/Kg) specified in FCC 47 CFR part 2 (2.1093) and ANSI/IEEE C95.1, and had been tested in accordance with measurement methods and procedures specified in IEEE 1528-2003 and the relevant KDB files like KDB 941225 D01 , KDB 941225 D03 ,KDB 865664 D02….etc.

2. GENERAL INFORMATION

2.1. EUT Description

General Information	
Product Designation	3G TABLET
Test Model	Zinq7 3G
Hardware Version	MR706-D3-V6
Software Version	N/A
Device Category	Portable
RF Exposure Environment	Uncontrolled
Antenna Type	Internal
GSM and GPRS&EGPRS	
Support Band	☒GSM 850 ☒PCS 1900 (U.S. Bands) ☒GSM 900 ☒DCS 1800 (Non-U.S. Bands)
GPRS & EGPRS Type	Class B
GPRS & EGPRS Class	Class12(1Tx+4Rx, 2Tx+3Rx, 3Tx+2Rx, 4Tx+1Rx)
TX Frequency Range	GSM 850 : 824.2~848.8MHz; PCS 1900: 1850.2~1909.8MHz;
RX Frequency Range	GSM 850 : 869~894MHz PCS 1900: 1930~1990MHz
Release Version	R99
Type of modulation	GMSK for GSM/GPRS; GMSK&8-PSK for EGPRS
Antenna Gain	-1.0dBi(GSM 850), -0.8dBi (WCDMA 1900)
Max. Average Power (Max. Peak Power)	GSM850: 31.49dBm(32.31dBm- Peak Power) PCS1900: 28.39dBm(29.19dBm-Peak Power)

EUT Description(Continue)

WCDMA	
Support Band	U.S. Bands: ☒UMTS FDD Band II ☒UMTS FDD Band V Non-U.S. Bands: ☒UMTS FDD Band I ☐UMTS FDD Band III ☐UMTS FDD Band VIII
HS Type	HSPA(HSUPA/HSDPA)
TX Frequency Range	WCDMA FDD Band II: 1852.4 -1907.6MHz WCDMA FDD Band V: 826.4-846.6MHz
RX Frequency Range	WCDMA FDD Band II: 1930-1990MHz WCDMA FDD Band V: 869-894MHz
Release Version	Rel-6
Type of modulation	QPSK
Antenna Gain	-1.0dBi(WCDMA 850), -0.8dBi (WCDMA 1900)
Max. Average Power (Max. Peak Power)	Band II: 23.02dBm (23.57dBm- Peak Power) Band V: 22.68dBm (22.86dBm- Peak Power)
Bluetooth	
Bluetooth Version	☐V2.0 ☐V2.1 ☐V2.1+EDR ☒V3.0 ☐V3.0+HS ☒V4.0
Operation Frequency	2402~2480MHz
Type of modulation	☒GFSK ☒Π/4-DQPSK ☒8-DPSK
Avg. Burst Power	3.02dBm
Antenna Gain	1.2dBi
WIFI	
WIFI Specification	☐802.11a ☒802.11b ☒802.11g ☒802.11n(20) ☒802.11n(40)
Operation Frequency	2412~2462MHz
Avg. Burst Power	11b:15.12dBm,11g:11.62dBm,11n(20):11.02dBm,11n(40):9.82dBm
Antenna Gain	1.2dBi
Accessories	
Battery	Brand name: Nuqleo Model No. : Zinq7 3G Voltage and Capacitance: 3.7 V & 2800mAh
Adapter	Brand name: Nuqleo Model No. : Zinq7 3G Input: AC 100-240V, 50/60Hz Output: DC 5V, 2A
Earphone	Brand name: Nuqleo Model No. : Zinq7 3G

Note: 1.The sample used for testing is end product.

2. CMU200 can measure the average power and Peak power at the same time.

2.2. Test Procedure

1	Setup the EUT and simulators as shown on above.
2	Turn on the power of all equipment.
3	EUT Communicate with 8960, and test them respectively at U.S. bands

2.3. Test Environment

Ambient conditions in the laboratory:

Items	Required	Actual
Temperature (°C)	18-25	21± 2
Humidity (%RH)	30-70	55±2

2.4. Test Configuration and setting

The EUT is a model of GSM Portable Mobile Station (MS). It supports GSM/GPRS/EGPRS, WCDMA, BT, WIFI, and support hot spot mode.

For WWAN SAR testing, the device was controlled by using a base station emulator. Communication between the device and the emulator were established by air link. The distance between the EUT and the antenna is larger than 50cm, and the output power radiated from the emulator antenna is at least 30db smaller than the output power of EUT.

For WLAN testing, the EUT is configured with the WLAN continuous TX tool through engineering command.

Antenna Location:

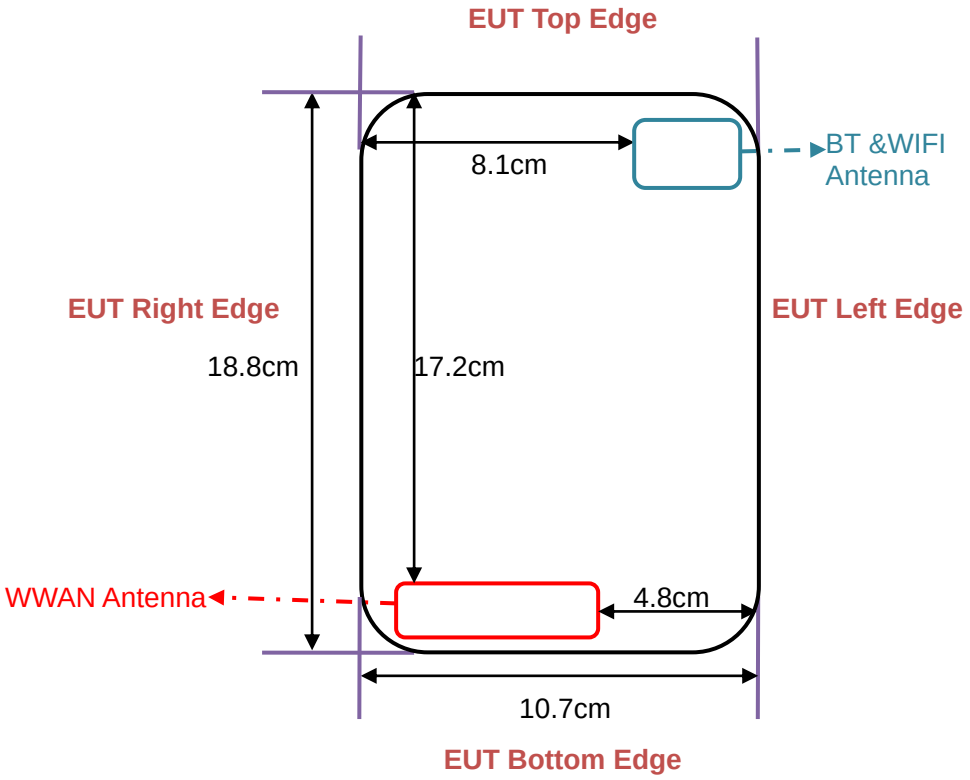

The separation distance for antenna to edge:

Antenna	To Top Side(cm)	To Bottom Side(cm)	To Left Side(cm)	To Right Side(cm)
WWAN	17.2	0.1	4.8	1.0
BT/WIFI	0.2	17.2	0.2	8.1

The simultaneous transmission possibilities are listed as below:

Simultaneous TX Combination	Configuration	Head	Body	Hotspot
1	GSM835(Voice)+WLAN/BT	Yes	Yes	Yes
2	PCS 1900(Voice)+WLAN/BT	Yes	Yes	Yes
3	WCDMA Band II+WLAN/BT	Yes	Yes	Yes
4	WCDMA Band V +WLAN/BT	Yes	Yes	Yes

3. SAR MEASUREMENT SYSTEM

3.1. Specific Absorption Rate (SAR)

SAR is related to the rate at which energy is absorbed per unit mass in object exposed to a radio field. The SAR distribution in a biological body is complicated and is usually carried out by experimental techniques or numerical modeling. The standard recommends limits for two tiers of groups, occupational/controlled and occupational/uncontrolled, based on a person's awareness and ability to exercise control over his or her exposure. In general, occupational/controlled exposure limits are higher than the limits for general population/uncontrolled.

The SAR definition is the time derivative (rate) of the incremental energy (dW) absorbed by (dissipated in) an incremental mass (dm) contained in a volume (dv) of given mass density (ρ). The equation description is as below:

$$\mathrm{SAR} = \frac{\mathrm{d}}{\mathrm{d}t}\left(\frac{\mathrm{d}W}{\mathrm{d}m}\right) = \frac{\mathrm{d}}{\mathrm{d}t}\left(\frac{\mathrm{d}W}{\rho \mathrm{d}V}\right)$$

SAR is expressed in units of Watts per kilogram (W/Kg)
SAR can be obtained using either of the following equations:

$$\mathrm{SAR} = \frac{\sigma E^2}{\rho}$$

$$\mathrm{SAR} = c_h \left.\frac{\mathrm{d}T}{\mathrm{d}t}\right|_{t=0}$$

Where

SAR	is the specific absorption rate in watts per kilogram;
E	is the r.m.s. value of the electric field strength in the tissue in volts per meter;
σ	is the conductivity of the tissue in siemens per metre;
ρ	is the density of the tissue in kilograms per cubic metre;
c_h	is the heat capacity of the tissue in joules per kilogram and Kelvin;
$\frac{dT}{dt} \mid t = 0$	is the initial time derivative of temperature in the tissue in kelvins per second

3.2. SAR Measurement Procedure

The EUT is set to transmit at the required power in line with product specification, at each frequency relating to the LOW, MID, and HIGH channel settings.

Pre-scans are made on the device to establish the location for the transmitting antenna, using a large area scan in either air or tissue simulation fluid.

The EUT is placed against the Universal Phantom where the maximum area scan dimensions are larger than the physical size of the resonating antenna. When the scan size is not large enough to cover the peak SAR distribution, it is modified by either extending the area scan size in both the X and Y directions, or the device is shifted within the predefined area.

The area scan is then run to establish the peak SAR location (interpolated resolution set at $1mm^2$) which is then used to orient the center of the zoom scan. The zoom scan is then executed and the 1g and 10g averages are derived from the zoom scan volume (interpolated resolution set at $1mm^3$).

When multiple peak SAR location were found during the same configuration or test mode, Zoom scan shall performed on each peak SAR location, only the peak point with maximum SAR value will be reported for the configuration or test mode.

3.3. COMOSAR System Description

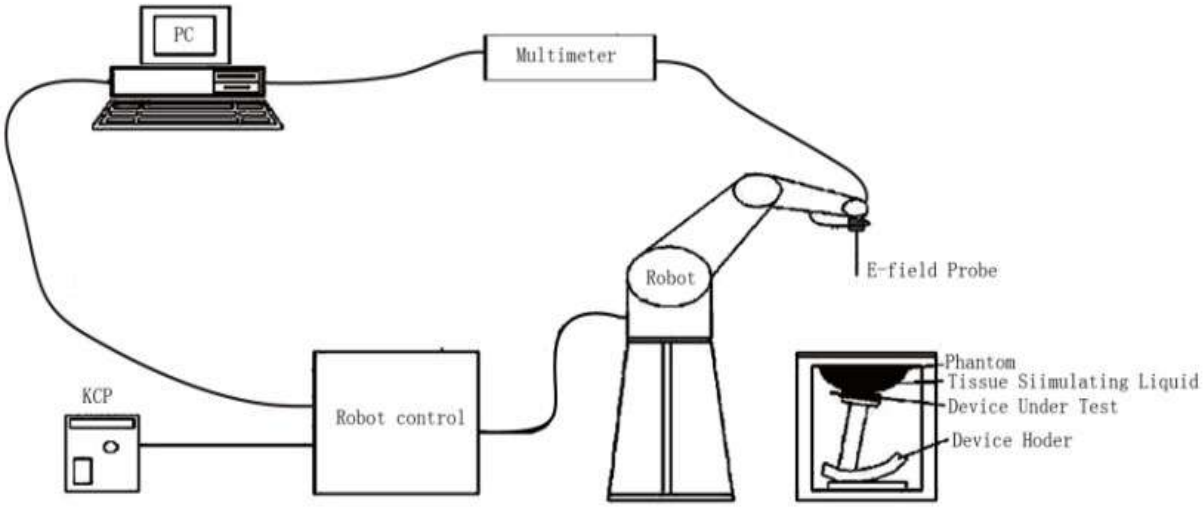

The COMOSAR system for performing compliance tests consists of the following items:

- The PC. It controls most of the bench devices and stores measurement data. A computer running WinXP and the Opensar software.
- The E-Field probe. The probe is a 3-axis system made of 3 distinct dipoles. Each dipole returns a voltage in function of the ambient electric field.
- The Keithley multimeter measures each probe dipole voltages.
- The SAM phantom simulates a human head. The measurement of the electric field is made inside the phantom.
- The liquids simulate the dielectric properties of the human head tissues.
- The network emulator controls the mobile phone under test.
- The validation dipoles are used to measure a reference SAR. They are used to periodically check the bench to make sure that there is no drift of the system characteristics over time.
- The phantom, the device holder and other accessories according to the targeted measurement.

3.3.1. Applications

Predefined procedures and evaluations for automated compliance testing with all worldwide standards, e.g., IEEE 1528, OET 65, IEC 62209-1, IEC 62209-2, EN 50360, EN 50383 and others.

3.3.2. Area Scans

Area scans are defined prior to the measurement process being executed with a user
defined variable spacing between each measurement point (integral) allowing low uncertainty measurements to be conducted. Scans defined for FCC applications utilize a 10mm² step integral, with 1mm interpolation used to locate the peak SAR area used for zoom scan assessments.

When an Area Scan has measured all reachable points, it computes the field maxima found in the scanned area, within a range of the global maximum. The range (in dB) is specified in the standards for compliance testing. For example, a 2 dB range is required in IEEE 1528-2003, EN 50361 and IEC 62209 standards, whereby 3 dB is a requirement when compliance is assessed in accordance with the ARIB standard (Japan).

3.3.3. Zoom Scan (Cube Scan Averaging)

Zoom Scans are used to assess the peak spatial SAR values within a cubic averaging volume containing 1 g and 10 g of simulated tissue. A density of 1000 kg/m³ is used to represent the head and body tissue density and not the phantom liquid density, in order to be consistent with the definition of the liquid dielectric properties, i.e. the side length of the 1 g cube is 10mm, with the side length of the 10 g cube 21,5mm.

The zoom scan integer steps can be user defined so as to reduce uncertainty, but normal practice for typical test applications utilize a physical step of 7x7x7 (5mmx5mmx5mm) providing a volume of 30mm in the X & Y axis, and 30mm in the Z axis.

3.3.4. Uncertainty of Inter-/Extrapolation and Averaging

In order to evaluate the uncertainty of the interpolation, extrapolation and averaged SAR calculation algorithms of the Post processor, COMOSAR allows the generation of measurement grids which are artificially predefined by analytically based test functions. Therefore, the grids of area scans and zoom scans can be filled with uncertainty test data, according to the SAR benchmark functions of IEEE 1528.The three analytical functions shown in equations as below are used to describe the possible range of the expected SAR distributions for the tested handsets. The field gradients are covered by the spatially flat distribution f1, the spatially steep distribution f3 and f2 accounts for H-field cancellation on the phantom/tissue surface.

$$f_1(x,y,z) = Ae^{-\frac{z}{2a}} \cos^2\left(\frac{\pi}{2}\frac{\sqrt{x'^2+y'^2}}{5a}\right)$$

$$f_2(x,y,z) = Ae^{-\frac{z}{a}} \frac{a^2}{a^2+x'^2}\left(3-e^{-\frac{2z}{a}}\right)\cos^2\left(\frac{\pi}{2}\frac{y'}{3a}\right)$$

$$f_3(x,y,z) = A\frac{a^2}{\frac{a^2}{4}+x'^2+y'^2}\left(e^{-\frac{2z}{a}}+\frac{a^2}{2(a+2z)^2}\right)$$

3.4. COMOSAR E-Field Probe

The SAR measurement is conducted with the dissymmetric probe manufactured by SATIMO. The probe is specially designed and calibrated for use in liquid with high permittivity. The dissymmetric probe has special calibration in liquid at different frequency. SATIMO conducts the probe calibration in compliance with international and national standards (e.g. IEEE 1528, EN62209-1, IEC 62209, etc.) under ISO17025. The calibration data are in Appendix D.

3.5. Isotropic E-Field Probe Specification

Model	EP159	
Manufacture	SATIMO	
Frequency	0.3GHz-3GHz Linearity:±0.09dB(300MHz-3GHz)	
Dynamic Range	0.01W/Kg-100W/Kg Linearity:±0.09dB	
Dimensions	Overall length:330mm Length of individual dipoles:4.5mm Maximum external diameter:8mm Probe Tip external diameter:5mm Distance between dipoles/ probe extremity:2.7mm	
Application	High precision dosimetric measurements in any exposure scenario (e.g., very strong gradient fields). Only probe which enables compliance testing for frequencies up to 3 GHz with precision of better 30%.	

3.6. Robot

The COMOSAR system uses the KUKA robot from SATIMO SA (France).For the 6-axis controller COMOSAR system, the KUKA robot controller version from SATIMO is used. The XL robot series have many features that are important for our application: □ High precision (repeatability 0.02 mm) □ High reliability (industrial design) □ Jerk-free straight movements □ Low ELF interference (the closed metallic construction shields against motor control fields) □ 6-axis controller	

3.7. Video Positioning System

The video positioning system is used in OpenSAR to check the probe. Which is composed of a camera, LED, mirror and mechanical parts. The camera is piloted by the main computer with firewire link. During the process, the actual position of the probe tip with respect to the robot arm is measured, as well as the probe length and the horizontal probe offset. The software then corrects all movements, such that the robot coordinates are valid for the probe tip. The repeatability of this process is better than 0.1 mm. If a position has been taught with an aligned probe, the same position will be reached with another aligned probe within 0.1 mm, even if the other probe has different dimensions. During probe rotations, the probe tip will keep its actual position.	

3.8. Device Holder

The COMOSAR device holder is designed to cope with different positions given in the standard. It has two scales for the device rotation (with respect to the body axis) and the device inclination (with respect to the line between the ear reference points). The rotation center for both scales is the ear reference point (EPR). Thus the device needs no repositioning when changing the angles. The COMOSAR device holder has been made out of low-loss POM material having the following dielectric parameters: relative permittivity εr =3 and loss tangent δ = 0.02. The amount of dielectric material has been reduced in the closest vicinity of the device, since measurements have suggested that the influence of the clamp on the test results could thus be lowered.	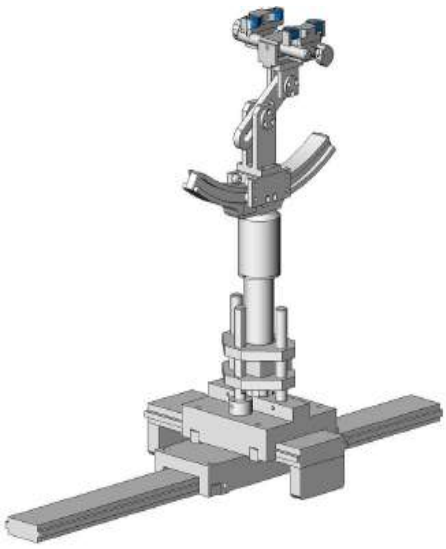

3.9. SAM Twin Phantom

The SAM twin phantom is a fiberglass shell phantom with 2mm shell thickness (except the ear region where shell thickness increases to 6mm). It has three measurement areas: Left head Right head Flat phantom	

The bottom plate contains three pair of bolts for locking the device holder. The device holder positions are adjusted to the standard measurement positions in the three sections. A white cover is provided to tap the phantom during off-periods to prevent water evaporation and changes in the liquid parameters. On the phantom top, three reference markers are provided to identify the phantom position with respect to the robot.

4. TISSUE SIMULATING LIQUID

For SAR measurement of the field distribution inside the phantom, the phantom must be filled with homogeneous tissue simulating liquid to a depth of at least 15cm. For head SAR testing the liquid height from the ear reference point (ERP) of the phantom to the liquid top surface is larger than 15cm For body SAR testing, the liquid height from the center of the flat phantom to the liquid top surface is larger than 15cm.The nominal dielectric values of the tissue simulating liquids in the phantom and the tolerance of 5% are listed in 4.2

4.1. The composition of the tissue simulating liquid

Ingredient	835MHz	835MHz	1900MHz	1900MHz	2450MHz	2450MHz
(% Weight)	Head	Body	Head	Body	Head	Body
Water	40.45	52.4	54.90	40.5	46.7	73.2
Salt	1.42	1.40	0.18	0.50	0.00	0.04
Sugar	57.6	45.0	0.00	58.0	0.00	0.00
HEC	0.40	1.00	0.00	0.50	0.00	0.00
Preventol	0.10	0.20	0.00	0.50	0.00	0.00
DGBE	0.00	0.00	44.92	0.00	53.3	26.7
TWEEN	0.00	0.00	0.00	0.00	0.00	0.00

4.2. Tissue Calibration Result

The dielectric parameters of the liquids were verified prior to the SAR evaluation using COMOSAR Dielectric Probe Kit and R&S Network Analyzer ZVL6 .

Tissue Stimulant Measurement for 835MHz							
Fr. (MHz)	Ch.	Dielectric Parameters (±5%)				Tissue Temp [°C]	Test time
		head		body			
		εr 41.5 39.425-43.575	δ[s/m] 0.90 0.855-0.945	εr 55.20 52.44-57-96	δ[s/m] 0.97 0.9215-1.0185		
835	Low	41.27	0.91	53.46	0.93	21	Apr.11,2014
835	Mid	42.56	0.88	54.07	0.96	21	Apr.11,2014
835	High	40.89	0.92	55.07	0.94	21	Apr.11,2014

Tissue Stimulant Measurement for 1900MHz							
Fr. (MHz)	Ch.	Dielectric Parameters (±5%)				Tissue Temp [°C]	Test time
		head		body			
		εr 40.00 38.00-42.00	δ[s/m] 1.40 1.33-1.47	εr 53.30 50.635-55.965	δ[s/m] 1.52 1.444-1.596		
1900	Low	40.05	1.38	53.27	1.49	21	Apr.11,2014
1900	Mid	39.12	1.43	54.32	1.50	21	Apr.11,2014
1900	High	41.00	1.39	52.46	1.52	21	Apr.11,2014

Tissue Stimulant Measurement for 2450MHz							
Fr. (MHz)	Ch.	Dielectric Parameters (±5%)				Tissue Temp [°C]	Test time
		head		body			
		εr 39.2 37.24-41.16	δ[s/m] 1.80 1.71-1.89	εr 52.7 50.065-55.335	δ[s/m] 1.95 1.8525-2.0475		
2450	Low	39.46	1.73	52.39	1.92	21	Apr.11,2014
2450	Mid	40.07	1.85	53.30	1.90	21	Apr.11,2014
2450	High	38.78	1.78	54.11	1.88	21	Apr.11,2014

4.3. Tissue Dielectric Parameters for Head and Body Phantoms

The head tissue dielectric parameters recommended by the IEEE SCC-34/SC-2 in P1528 have been incorporated in the following table. These head parameters are derived from planar layer models simulating the highest expected SAR for the dielectric properties and tissue thickness variations in a human head. Other head and body tissue parameters that have not been specified in P1528 are derived from the tissue dielectric parameters computed from the 4-Cole-Cole equations described in Reference [12] and extrapolated according to the head parameters specified in P1528.

Target Frequency (MHz)	head		body	
	εr	σ (S/m)	εr	σ (S/m)
300	45.3	0.87	58.2	0.92
450	43.5	0.87	56.7	0.94
835	**41.5**	**0.90**	**55.2**	**0.97**
900	41.5	0.97	55.0	1.05
915	41.5	1.01	55.0	1.06
1450	40.5	1.20	54.0	1.30
1610	40.3	1.29	53.8	1.40
1800 – 2000	**40.0**	**1.40**	**53.3**	**1.52**
2450	**39.2**	**1.80**	**52.7**	**1.95**
3000	38.5	2.40	52.0	2.73
5800	35.3	5.27	48.2	6.00

(εr = relative permittivity, σ = conductivity and ρ = 1000 kg/m3)

5. SAR MEASUREMENT PROCEDURE

5.1. SAR System Validation Procedures

Each SATIMO system is equipped with one or more system validation kits. These units, together with the predefined measurement procedures within the SATIMO software, enable the user to conduct the system performance check and system validation. System kit includes a dipole, and dipole device holder.

The system check verifies that the system operates within its specifications. It's performed daily or before every SAR measurement. The system check uses normal SAR measurement in the flat section of the phantom with a matched dipole at a specified distance. The system validation setup is shown as below.

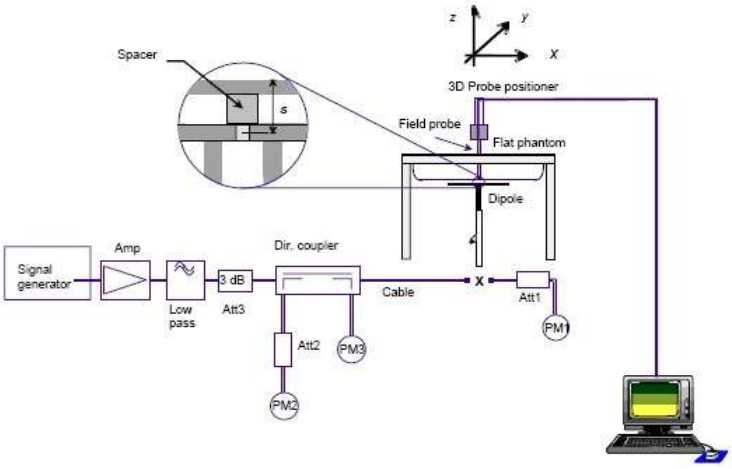

5.2. SAR System Validation

5.2.1. Validation Dipoles

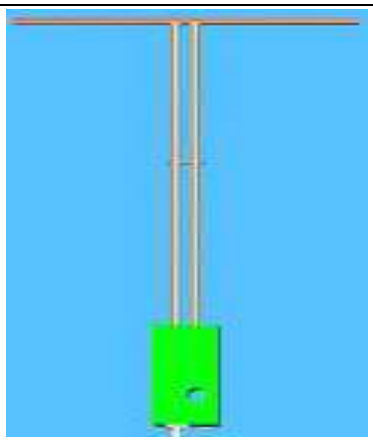

The dipoles used is based on the IEEE-1528 standard, and is complied with mechanical
and electrical specifications in line with the
requirements of both IEEE and FCC Supplement C. the table below provides details for the mechanical and electrical Specifications for the dipoles.

Frequency	L (mm)	h (mm)	d (mm)
835/900 MHz	149.0	83.3	3.6
1900MHz	68	39.5	3.6
2450MHz	51.5	30.4	3.6

5.2.2. Validation Result

System Performance Check at 835 MHz &1900MHz & 2450MHz for Head								
Validation Kit: SN 46/11DIP 0G900-185 & SN 46/11DIP 1G900-187 &SN 46/11DIP 2G450-189								
Frequency [MHz]	Target Value(W/Kg)		Reference Result (± 10%)		Tested Value(W/Kg)		Tissue Temp. [°C]	Test time
	1g	10g	1g	10g	1g	10g		
835	10.70	6.72	9.63-11.77	6.048-7.392	10.99	6.81	21	Apr.11,2014
1900	39.65	20.24	35.685-43.615	18.216-22.264	39.85	20.72	21	Apr.11,2014
2450	54.40	23.75	48.96-59.84	21.375-26.125	49.98	23.87	21	Apr.11,2014

System Performance Check at 835 MHz &1900MHz & 2450MHz for Body								
Validation Kit: SN 46/11DIP 0G900-185 & SN 46/11DIP 1G900-187 &SN 46/11DIP 2G450-189								
Frequency [MHz]	Target Value(W/Kg)		Reference Result (± 10%)		Tested Value(W/Kg)		Tissue Temp. [°C]	Test time
	1g	10g	1g	10g	1g	10g		
835	11.27	7.18	10.143-12.397	6.462-7.898	11.03	6.82	21	Apr.11,2014
1900	40.74	21.43	36.666-44.814	19.287-23.573	40.32	20.83	21	Apr.11,2014
2450	54.19	24.96	48.771-59.609	22.464-27.456	49.57	23.54	21	Apr.11,2014

6. EUT TEST POSITION

This EUT was tested in **Front Face, Rear Face, Right Side, Left Side, Top side and Bottom Side.**

6.1. Define Two Imaginary Lines on the Handset

(1)The vertical centerline passes through two points on the front side of the handset the midpoint of the width wt of the handset at the level of the acoustic output, and the midpoint of the width wb of the handset.

(2)The horizontal line is perpendicular to the vertical centerline and passes through the center of the acoustic output. The horizontal line is also tangential to the face of the handset at point A.

(3)The two lines intersect at point A. Note that for many handsets, point A coincides with the center of the acoustic output; however, the acoustic output may be located elsewhere on the horizontal line. Also note that the vertical centerline is not necessarily to the front face of the handset, especially for clamshell handsets, handsets with flip covers, and other irregularly shaped handsets.

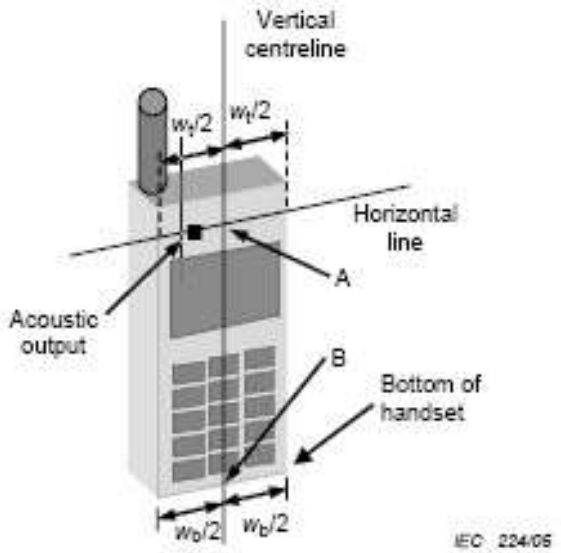

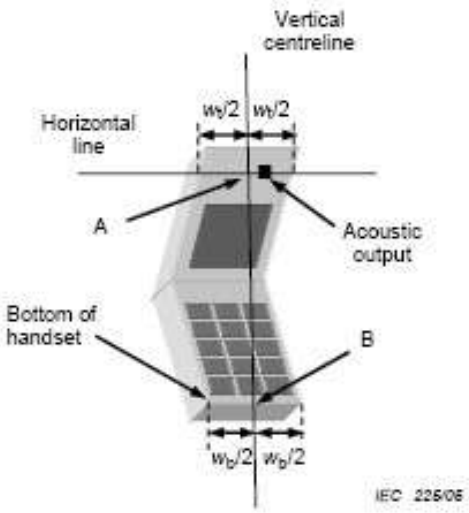

6.2. Cheek Position

(1) To position the device with the vertical center line of the body of the device and the horizontal line crossing the center picec in a plane parallel to the sagittal plane of the phantom. While maintaining the device in this plane, align the vertical center line with the reference plane containing the ear and mouth reference point (M: Mouth, RE: Right Ear, and LE: Left Ear) and align the center of the ear piece with the line RE-LE.

(2) To move the device towards the phantom with the ear piece aligned with the the line LE-RE until the phone touched the ear. While maintaining the device in the reference plane and maintaining the phone contact with ear, move the bottom of the phone until any point on the front side is in contact with the cheek of the phantom or until contact with the ear is lost

6.3. Title Position

(1) To position the device in the “cheek” position described above.

(2) While maintaining the device in the reference plane described above and pivoting against the ear, moves it outward away from the mouth by an angle of 15 degrees or until with the ear is lost.

6.4. Body Worn Position

(1) To position the EUT parallel to the phantom surface.

(2) To adjust the EUT parallel to the flat phantom.

(3) To adjust the distance between the EUT surface and the flat phantom to **0mm.** (Hotspot mode the distance of **10mm**).

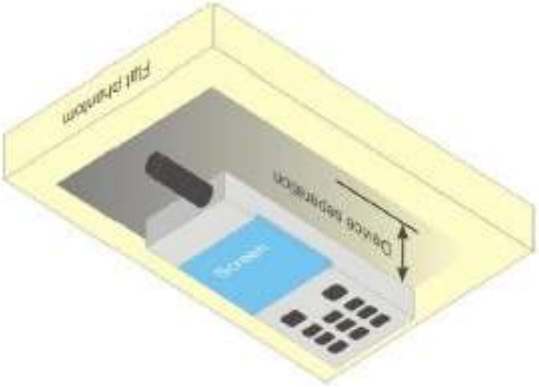

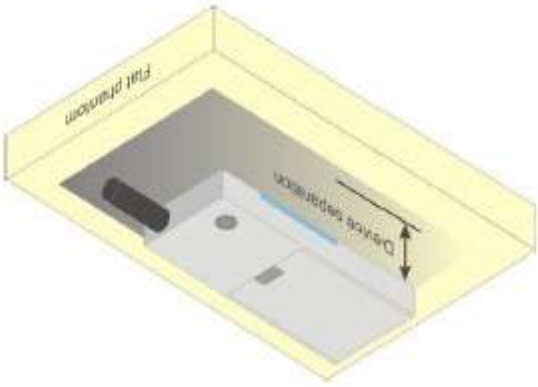

7. SAR EXPOSURE LIMITS

SAR assessments have been made in line with the requirements of IEEE-1528, FCC Supplement C, and comply with ANSI/IEEE C95.1-1992 “Uncontrolled Environments” limits. These limits apply to a location which is deemed as “Uncontrolled Environment” which can be described as a situation where the general public may be exposed to an RF source with no prior knowledge or control over their exposure.

Limits for General Population/Uncontrolled Exposure (W/kg)

Type Exposure	Uncontrolled Environment Limit
Spatial Peak SAR (1g cube tissue for brain or body)	1.60 W/kg

8. TEST EQUIPMENT LIST

Equipment description	Manufacturer/ Model	Identification No.	Current calibration date	Next calibration date
SAR Probe	SATIMO	SN 22/12 EP159	01/12/2014	01/11/2015
Phantom	SATIMO	SN_4511_SAM90	Validated. No cal required.	Validated. No cal required.
Liquid	SATIMO	-	Validated. No cal required.	Validated. No cal required.
Comm Tester	R&S - CMU200	069Y7-158-13-712	02/17/2014	02/16/2015
Comm Tester	Agilent-8960	GB46310822	02/17/2014	02/16/2015
Multimeter	Keithley 2000	1188656	02/17/2014	02/16/2015
Dipole	SATIMO SID900	SN46/11 DIP 0G900-185	11/14/2013	11/13/2015
Dipole	SATIMO SID1900	SN46/11 DIP 1G900-187	11/14/2013	11/13/2015
Dipole	SATIMO SID2450	SN46/11 DIP 2G450-189	11/14/2013	11/13/2015
Amplifier	Aethercomm	SN 046	12/08/2013	12/07/2014
Signal Generator	Agilent-E4421B	MY43351603	05/13/2013	05/12/2014
Power Probe	HP E4418A	US38261498	02/17/2014	02/16/2015
SPECTRUM ANALYZER	Agilent/E4440A	MY44303916	10/22/2013	10/21/2014
Power Attenuator	BED	DLA-5W	07/30/2013	07/29/2014
Network Analyzer	Rhode & Schwarz ZVA	SN100132	02/17/2014	02/16/2015

Note: Per KDB 50824 Dipole SAR Validation Verification, AGC Lab has adopted 3 years calibration intervals. On annual basis, every measurement dipole has been evaluated and is in compliance with the following criteria:
1. There is no physical damage on the dipole;
2. System validation with specific dipole is within 10% of calibrated value;
3. Return-loss is within 20% of calibrated measurement;
4. Impedance is within 5Ω of calibrated measurement.

9. MEASUREMENT UNCERTAINTY

SATIMO Uncertainty Measurement uncertainty for 300MHz to 3GHz averaged over 1 gram / 10 gram.									
Error Description	Sec	Sec	Tol (±%)	Prob. Dist.	(Ci) 1g	(Ci) 10g	Std. Unc. (1g) (±%)	Std. Unc. (10g)(±%)	(Vi) Veff
Measurement System									
Probe Calibration	E.2.1	6	N	1	1	1	6	6	∞
Axial Isotropy	E.2.2	3	R	$\sqrt{3}$	$(1-C_p)^{1/2}$	$(1-C_p)^{1/2}$	1.22474	1.22474	∞
Hemispherical Isotropy	E.2.2	5	R	$\sqrt{3}$	$\sqrt{C_p}$	$\sqrt{C_p}$	2.04124	2.04124	∞
Boundary Effects	E.2.3	1	R	$\sqrt{3}$	1	1	0.57735	0.57735	∞
Linearity	E.2.4	5	R	$\sqrt{3}$	1	1	2.88675	2.88675	∞
System Detection Limits	E.2.5	1	R	$\sqrt{3}$	1	1	0.57735	0.57735	∞
Readout Electronics	E.2.6	0.5	N	1	1	1	0.5	0.5	∞
Response Time	E.2.7	0.2	R	$\sqrt{3}$	1	1	0.11547	0.11547	∞
Integration Time	E.2.8	2	R	$\sqrt{3}$	1	1	1.1547	1.1547	∞
RF Ambient Noise	E.6.1	3	R	$\sqrt{3}$	1	1	1.73205	1.73205	∞
Probe Positioner Mechanical Tolerance	E.6.2	2	R	$\sqrt{3}$	1	1	1.1547	1.1547	∞
Probe Positioning with Respect to Phantom Shell	E.6.3	1	R	$\sqrt{3}$	1	1	0.57735	0.57735	∞
Extrapolation,interpolation and Integration Algorithms for Max. SAR Evaluation	E.5.2	1.5	R	$\sqrt{3}$	1	1	0.86603	0.86603	∞
Dipole									
Device Positioning	8,E.4.2	1	N	$\sqrt{3}$	1	1	0.57735	0.57735	N-1
Power Drift	8.6.6.2	2	R	$\sqrt{3}$	1	1	1.1547	1.1547	∞
Phantom and Tissue Parameters									
Phantom Uncertainty	E.3.1	4	R	$\sqrt{3}$	1	1	2.3094	2.3094	∞
Liquid Conductivity (target)	E.3.2	5	R	$\sqrt{3}$	0.64	0.43	1.84752	1.2413	∞
Liquid Conductivity (meas.)	E.3.3	2.5	N	1	0.64	0.43	1.6	1.075	∞
Liquid Permittivity (target)	E.3.2	3	R	$\sqrt{3}$	0.6	0.49	1.03923	0.8487	∞
Liquid Permittivity (meas.)	E.3.3	2.5	N	1	0.6	0.49	1.5	1.225	M
Combined Standard Uncertainty			RSS				8.09272	7.9296	
Expanded Uncertainty (95%CONFIDENCE INTERVAL)			k				16.18544	15.8592	

10. CONDUCTED POWER MEASUREMENT

GSM BAND

Mode	Frequency(MHz)	Avg. Burst Power(dBm)	Duty cycle Factor(dBm)	Frame Power(dBm)
Maximum Power <1>				
GSM 835	824.2	31.37	-9	22.37
	836.6	**31.49**	-9	22.49
	848.8	31.44	-9	22.44
GPRS 835 （1 Slot）	824.2	31.35	-9	22.35
	836.6	31.27	-9	22.27
	848.8	31.24	-9	22.24
GPRS 835 （2 Slot）	824.2	28.36	-6	22.36
	836.6	28.45	-6	22.45
	848.8	28.36	-6	22.36
GPRS 835 （3 Slot）	824.2	26.57	-4.26	22.31
	836.6	26.49	-4.26	22.23
	848.8	26.52	-4.26	22.26
GPRS 835 （4 Slot）	824.2	25.55	-3	22.55
	836.6	25.51	-3	22.51
	848.8	25.58	-3	22.58
EGPRS 835 （1 Slot）	824.2	26.54	-9	17.54
	836.6	26.43	-9	17.43
	848.8	26.41	-9	17.41
EGPRS 835 （2 Slot）	824.2	24.53	-6	18.53
	836.6	24.37	-6	18.37
	848.8	24.41	-6	18.41
EGPRS 835 （3 Slot）	824.2	22.43	-4.26	18.17
	836.6	22.30	-4.26	18.04
	848.8	22.37	-4.26	18.11
EGPRS 835 （4 Slot）	824.2	21.69	-3	18.69
	836.6	20.73	-3	17.73
	848.8	21.54	-3	18.54

Continue GSM BAND

PCS1900	1850.2	**28.39**	-9	19.39
	1880	28.27	-9	19.27
	1909.8	28.32	-9	19.32
GPRS1900 （1 Slot）	1850.2	28.28	-9	19.28
	1880	28.24	-9	19.24
	1909.8	28.14	-9	19.14
GPRS1900 （2 Slot）	1850.2	25.37	-6	19.37
	1880	25.58	-6	19.58
	1909.8	25.43	-6	19.43
GPRS1900 （3 Slot）	1850.2	23.66	-4.26	19.4
	1880	23.41	-4.26	19.15
	1909.8	23.31	-4.26	19.05
GPRS1900 （4 Slot）	1850.2	22.52	-3	19.52
	1880	22.51	-3	19.51
	1909.8	22.63	-3	19.63
EGPRS1900 （1 Slot）	1850.2	25.53	-9	16.53
	1880	25.23	-9	16.23
	1909.8	25.31	-9	16.31
EGPRS1900 （2 Slot）	1850.2	23.63	-6	17.63
	1880	23.57	-6	17.57
	1909.8	22.65	-6	16.65
EGPRS1900 （3 Slot）	1850.2	23.57	-4.26	19.31
	1880	23.51	-4.26	19.25
	1909.8	22.54	-4.26	18.28
EGPRS1900 （4 Slot）	1850.2	20.62	-3	17.62
	1880	20.53	-3	17.53
	1909.8	20.46	-3	17.46
Maximum Power <2>				
GSM 835	836.6	31.44	-9	22.44
PCS1900	1850.2	28.32	-9	19.32

Note 1:
The Frame Power (Source-based time-averaged Power) is scaled the maximum burst average power based on time slots. The calculated methods are show as following:
Frame Power = Max burst power (1 Up Slot) – 9 dB
Frame Power = Max burst power (2 Up Slot) – 6 dB
Frame Power = Max burst power (3 Up Slot) – 4.26 dB
Frame Power = Max burst power (4 Up Slot) – 3 dB

UMTS BAND II

Mode	Frequency (MHz)	Avg. Burst Power (dBm)
WCDMA 1900 RMC	1852.4	**23.02**
	1880	22.85
	1907.6	22.75
WCDMA 1900 AMR	1852.4	22.56
	1880	22.43
	1907.6	22.35
HSDPA Subtest 1	1852.4	22.41
	1880	22.35
	1907.6	22.32
HSDPA Subtest 2	1852.4	22.63
	1880	22.51
	1907.6	22.54
HSDPA Subtest 3	1852.4	22.56
	1880	22.52
	1907.6	22.53
HSDPA Subtest 4	1852.4	22.77
	1880	22.33
	1907.6	22.44
HSUPA Subtest 1	1852.4	22.37
	1880	22.21
	1907.6	22.35
HSUPA Subtest 2	1852.4	22.38
	1880	22.25
	1907.6	22.21
HSUPA Subtest 3	1852.4	22.46
	1880	22.29
	1907.6	22.26
HSUPA Subtest 4	1852.4	22.56
	1880	22.33
	1907.6	22.24
HSUPA Subtest 5	1852.4	22.56
	1880	22.28
	1907.6	22.18

UMTS BAND V

Mode	Frequency (MHz)	Avg. Burst Power (dBm)
WCDMA 835 RMC	826.4	**22.68**
	832.2	22.49
	846.6	22.5
WCDMA 835 AMR	826.4	22.41
	832.2	22.25
	846.6	22.2
HSDPA Subtest 1	826.4	22.5
	832.2	22.44
	846.6	22.51
HSDPA Subtest 2	826.4	22.49
	832.2	22.52
	846.6	22.5
HSDPA Subtest 3	826.4	22.52
	832.2	22.49
	846.6	22.76
HSDPA Subtest 4	826.4	22.79
	832.2	22.38
	846.6	22.49
HSUPA Subtest 1	826.4	22.41
	832.2	22.29
	846.6	22.18
HSUPA Subtest 2	826.4	22.29
	832.2	22.22
	846.6	22.2
HSUPA Subtest 3	826.4	22.4
	832.2	22.36
	846.6	22.23
HSUPA Subtest 4	826.4	22.47
	832.2	22.27
	846.6	22.29
HSUPA Subtest 5	826.4	22.48
	832.2	22.47
	846.6	22.22

WIFI

Mode	Data Rate (Mbps)	Channel	Frequency(MHz)	Avg. Burst Power(dBm)
802.11b	1	01	2412	**15.12**
		06	2437	14.82
		11	2462	15.12
802.11g	6	01	2412	9.92
		06	2437	11.62
		11	2462	10.62
802.11n(20)	6.5	01	2412	11.02
		06	2437	10.72
		11	2462	10.12
802.11n(40)	13.5	03	2422	7.22
		06	2437	9.82
		09	2452	8.62

Bluetooth_V3.0

Modulation	Channel	Frequency(MHz)	Average Power (dBm)
GFSK	0	2402	2.59
	39	2441	2.98
	78	2480	**3.02**
π /4-DQPSK	0	2402	1.66
	39	2441	2.03
	78	2480	2.06
8-DPSK	0	2402	1.66
	39	2441	2.05
	78	2480	2.05

According to 3GPP 25.101 sub-clause 6.2.2 , the maximum output power is allowed to be reduced by following the table.

Table 6.1aA: UE maximum output power with HS-DPCCH and E-DCH

UE Transmit Channel Configuration	CM(db)	MPR(db)
For all combinations of ,DPDCH,DPCCH HS-DPDCH,E-DPDCH and E-DPCCH	0≤ CM≤3.5	MAX(CM-1,0)
Note: CM=1 for β_c/β_d=12/15, β_{hs}/β_c=24/15.For all other combinations of DPDCH, DPCCH, HS-DPCCH, E-DPDCH and E-DPCCH the MPR is based on the relative CM difference.		

The device supports MPR to solve linearity issues (ACLR or SEM) due to the higher peak-to average ratios (PAR) of the HSUPA signal. This prevents saturating the full range of the TX DAC inside of device and provides a reduced power output to the RF transceiver chip according to the Cubic Metric (a function of the combinations of DPDCH, DPCCH, HS-DPCCH, E-DPDCH and E-DPCCH).

When E-DPDCH channels are present the beta gains on those channels are reduced firsts to try to get the power under the allowed limit. If the beta gains are lowered as far as possible, then a hard limiting is applied at the maximum allowed level.

The SW currently recalculates the cubic metric every time the beta gains on the E-DPDCH are reduced. The cubic metric will likely get lower each time this is done .However, there is no reported reduction of maximum output power in the HSUPA mode since the device also provides a compensation for the power back-off by increasing the gain of TX_AGC in the transceiver (PA) device.

The end effect is that the DUT output power is identical to the case where there is no MPR in the device.

11. TEST RESULTS

11.1. SAR Test Results Summary

11.1.1. Test position and configuration

Head SAR was performed with the device configured in the positions according to IEEE1528, and Body SAR was performed with the device 5mm from the phantom; Body SAR was also performed with the headset attached and without. The overall device length and width(18.8cm×10.7cm) are＞9cm×5cm, Hotspot mode with a test separation distance of 10mm.

11.1.2. Operation Mode

- According to KDB 447498 D01 v05r01 ,for each exposure position, if the highest 1-g SAR is ≤ 0.8 W/kg, testing for low and high channel is optional.
- Per KDB 865664 D01 v01r01,for each frequency band, if the measured SAR is ≥0.8W/Kg, testing for repeated SAR measurement is required , that the highest measured SAR is only to be tested. When the SAR results are near the limit, the following procedures are required for each device to verify these types of SAR measurement related variation concerns by repeating the highest measured SAR configuration in each frequency band.

(1) When the original highest measured SAR is ≥0.8W/Kg, repeat that measurement once.
(2) Perform a second repeated measurement only if the ratio of largest to smallest SAR for the original and first repeated measurements is ＞1.20 or when the original or repeated measurement is ≥1.45 W/Kg.
(3) Perform a third repeated measurement only if the original, first and second repeated measurement is ≥ 1.5 W/Kg and ratio of largest to smallest SAR for the original, first and second measurement is ≥1.20.

- Body-worn exposure conditions are intended to voice call operations, therefore GSM voice call mode is selected to be test.
- According to KDB 648474 D04 v01r01,when the reported SAR for a body-worn accessory measured without a headset connected to the handset is ≤1.2W/Kg, SAR testing with a headset connected is not required.
- According to 941225 D06, when the overall device length and width are＞9cm×5cm, Hotspot mode with a test separation distance of 10mm. For device with form factors smaller than 9cm×5cm, Hotspot mode with a test separation distance of 5mm. Body SAR was also performed with the headset attached and without.
- According to 248227 D01, SAR is not required for 802.11g channels when the maximum average output power is less than 1/4dB higher than measured on the corresponding 802.11b channels.
- Maximum Scaling SAR in order to calculate the Maximum SAR values to test under the standard Peak Power, Calculation method is as follows:
  Maximum Scaling SAR =tested SAR (Max.) ×[maximum turn-up power (mw)/ maximum measurement output power(mw)]

11.1.3. Test Result

SAR MEASUREMENT									
Ambient Temperature (°C) : 21 ± 2				Relative Humidity (%): 55					
Liquid Temperature (°C) : 21 ± 2				Depth of Liquid (cm):>15					
Product: 3G TABLET									
Test Mode: GSM835 with GMSK modulation									
Position	**Mode**	**Ch.**	**Fr. (MHz)**	**Power Drift (<±5%)**	**SAR (1g) (W/kg)**	**Max. Turn-up Power (dBm)**	**Meas. output Power (dBm)**	**Scaled SAR (W/Kg)**	**Limit W/kg**
SIM 1 Card									
Left Cheek	voice	190	836.6	-0.15	0.187	32.49	31.49	0.235	1.6
Left Tilt	voice	190	836.6	1.36	0.135	32.49	31.49	0.170	1.6
Right Cheek	voice	190	836.6	-0.56	**0.195**	32.49	31.49	**0.245**	1.6
Right Tilt	voice	190	836.6	-1.69	0.133	32.49	31.49	0.167	1.6
Body back	voice	190	836.6	0.37	0.535	32.49	31.49	0.674	1.6
Body front	voice	190	836.6	1.05	0.343	32.49	31.49	0.432	1.6
Horizontal(1)	voice	190	836.6	-0.15	0.145	32.49	31.49	0.183	1.6
Horizontal(2)	voice	190	836.6	0.33	0.076	32.49	31.49	0.096	1.6
Vertical(1)	voice	190	836.6	-0.75	**0.764**	32.49	31.49	**0.962**	1.6
Vertical(2)	voice	190	836.6	0.12	0.034	32.49	31.49	0.043	1.6
SIM 2 Card									
Right Cheek	voice	190	836.6	-1.15	0.190	32.49	31.49	0.239	1.6

Note:
- When the 1-g SAR is ≤ 0.8 W/kg, testing for low and high channel is optional. Refer to KDB 941225.
- The test separation for body is 0mm of all above table.
- The worst mode is voice mode.

SAR MEASUREMENT									
Ambient Temperature (°C) : 21 ± 2				Relative Humidity (%): 55					
Liquid Temperature (°C) : 21 ± 2				Depth of Liquid (cm):>15					
Product: 3G TABLET									
Test Mode: PCS1900 with GMSK modulation									
Position	**Mode**	**Ch.**	**Fr. (MHz)**	**Power Drift (<±5%)**	**SAR (1g) (W/kg)**	**Max. Turn-up Power (dBm)**	**Meas. output Power (dBm)**	**Scaled SAR (W/Kg)**	**Limit W/kg**
SIM 1 Card									
Left Cheek	voice	661	1880.0	-0.31	0.375	29.27	28.27	0.472	1.6
Left Tilt	voice	661	1880.0	1.54	0.097	29.27	28.27	0.122	1.6
Right Cheek	voice	661	1880.0	-0.89	**0.600**	29.27	28.27	**0.755**	1.6
Right Tilt	voice	661	1880.0	1.34	0.084	29.27	28.27	0.106	1.6
Body back	voice	661	1880.0	-0.48	0.667	29.27	28.27	0.840	1.6
Body front	voice	661	1880.0	-1.67	0.203	29.27	28.27	0.256	1.6
Horizontal(1)	voice	661	1880.0	0.99	0.236	29.27	28.27	0.297	1.6
Horizontal(2)	voice	661	1880.0	0.05	0.086	29.27	28.27	0.108	1.6
Vertical(1)	voice	661	1880.0	-1.12	**0.786**	29.27	28.27	**0.990**	1.6
Vertical(2)	voice	661	1880.0	0.51	0.066	29.27	28.27	0.083	1.6
SIM 2 Card									
Right Cheek	voice	661	1880.0	-1.22	0.519	29.27	28.27	0.653	1.6

Note:
- When the 1-g SAR is ≤ 0.8 W/kg, testing for low and high channel is optional. Refer to KDB 941225.
- The test separation for body is 0mm of all above table.
- The worst mode is voice mode.

SAR MEASUREMENT									
Ambient Temperature (°C) : 21 ± 2				Relative Humidity (%): 55					
Liquid Temperature (°C) : 21 ± 2				Depth of Liquid (cm):>15					
Product: 3G TABLET									
Test Mode: WCDMA Band II with QPSK modulation									
Position	**Mode**	**Ch.**	**Fr. (MHz)**	**Power Drift (<±5%)**	**SAR (1g) (W/kg)**	**Max. Turn-up Power (dBm)**	**Meas. output Power (dBm)**	**Scaled SAR (W/Kg)**	**Limit W/kg**
SIM 1 Card									
Left Cheek	RMC 12.2kbps	9400	1880	-0.31	0.337	23.02	22.85	0.350	1.6
Left Tilt	RMC 12.2kbps	9400	1880	0.15	0.106	23.02	22.85	0.110	1.6
Right Cheek	RMC 12.2kbps	9400	1880	-0.33	**0.636**	23.02	22.85	**0.661**	1.6
Right Tilt	RMC 12.2kbps	9400	1880	0.59	0.101	23.02	22.85	0.105	1.6
Body back	RMC 12.2kbps	9262	1852.4	-1.34	0.976	23.02	23.02	0.976	1.6
Body back	RMC 12.2kbps	9400	1880	-1.62	**1.207**	23.02	22.85	**1.255**	1.6
Body back	RMC 12.2kbps	9538	1907.6	0.94	0.870	23.02	22.75	0.926	1.6
Body front	RMC 12.2kbps	9400	1880	0.51	0.380	23.02	22.85	0.395	1.6
Body back	RMC 12.2kbps with earphone	9262	1852.4	-1.34	1.060	23.02	23.02	1.060	1.6
Body back	RMC 12.2kbps with earphone	9400	1880	0.48	1.205	23.02	22.85	1.253	1.6
Body back	RMC 12.2kbps with earphone	9538	1907.6	-0.33	1.035	23.02	22.75	1.101	1.6
Horizontal(1)	RMC 12.2kbps	9400	1880	-1.69	0.296	23.02	22.85	0.308	1.6
Horizontal(2)	RMC 12.2kbps	9400	1880	-1.64	0.076	23.02	22.85	0.079	1.6
Vertical(1)	RMC 12.2kbps	9262	1852.4	0.08	0.970	23.02	23.02	0.970	1.6
Vertical(1)	RMC 12.2kbps	9400	1880	-1.06	1.006	23.02	22.85	1.046	1.6
Vertical(1)	RMC 12.2kbps	9538	1907.6	0.98	0.998	23.02	22.75	1.062	1.6
Vertical(2)	RMC 12.2kbps	9400	1880	-0.36	0.036	23.02	22.85	0.037	1.6

Note:
- When the 1-g SAR is ≤ 0.8 W/kg, testing for low and high channel is optional. Refer to KDB 941225.
- The test separation for body is 0mm of all above table.
- The worst mode is voice mode.

SAR MEASUREMENT									
Ambient Temperature (°C) : 21 ± 2				Relative Humidity (%): 55					
Liquid Temperature (°C) : 21 ± 2				Depth of Liquid (cm):>15					
Product: 3G TABLET									
Test Mode: WCDMA Band V with QPSK modulation									
Position	**Mode**	**Ch.**	**Fr. (MHz)**	**Power Drift (<±5%)**	**SAR (1g) (W/kg)**	**Max. Turn-up Power (dBm)**	**Meas. output Power (dBm)**	**Scaled SAR (W/Kg)**	**Limit W/kg**
SIM 1 Card									
Left Cheek	RMC 12.2kbps	4182	832.2	-0.36	**0.305**	22.68	22.49	**0.319**	1.6
Left Tilt	RMC 12.2kbps	4182	832.2	1.25	0.054	22.68	22.49	0.056	1.6
Right Cheek	RMC 12.2kbps	4182	832.2	-0.33	0.212	22.68	22.49	0.221	1.6
Right Tilt	RMC 12.2kbps	4182	832.2	-1.59	0.105	22.68	22.49	0.110	1.6
Body back	RMC 12.2kbps	4132	826.4	0.48	0.906	22.68	22.68	0.906	1.6
Body back	RMC 12.2kbps	4182	832.2	-0.26	**0.914**	22.68	22.49	**0.955**	1.6
Body back	RMC 12.2kbps	4233	846.6	1.47	0.765	22.68	22.50	0.797	1.6
Body front	RMC 12.2kbps	4182	832.2	-0.33	0.480	22.68	22.49	0.501	1.6
Horizontal(1)	RMC 12.2kbps	4182	832.2	-0.15	0.146	22.68	22.49	0.153	1.6
Horizontal(2)	RMC 12.2kbps	4182	832.2	-1.05	0.044	22.68	22.49	0.046	1.6
Vertical(1)	RMC 12.2kbps	4182	832.2	0.49	0.769	22.68	22.49	0.803	1.6
Vertical(2)	RMC 12.2kbps	4182	832.2	-1.37	0.074	22.68	22.49	0.077	1.6

Note:
- When the 1-g SAR is ≤ 0.8 W/kg, testing for low and high channel is optional. Refer to KDB 941225.
- The test separation for body is 0mm of all above table.
- The worst mode is voice mode.

Repeated SAR								
Ambient Temperature (°C) : 21 ± 2				Relative Humidity (%): 55				
Liquid Temperature (°C) : 21 ± 2				Depth of Liquid (cm):>15				
Product: 3G TABLET								
Test Mode: WCDMA Band II & WCDMA Band V with QPSK modulation								
Position	**Mode**	**Ch.**	**Fr. (MHz)**	**Power Drift (<±5%)**	**Once SAR (1g) (W/kg)**	**Twice SAR (1g) (W/kg)**	**Third SAR (1g) (W/kg)**	**Limit W/kg**
Body back	RMC 12.2kbps	9400	1880	0.33	1.154	--	--	1.6
Body back	RMC 12.2kbps	4182	832.2	-1.62	0.897	--	--	1.6

SAR MEASUREMENT									
Ambient Temperature (°C) : 21 ± 2				Relative Humidity (%): 55					
Liquid Temperature (°C) : 21 ± 2				Depth of Liquid (cm):>15					
Product: 3G TABLET									
Test Mode:802.11b									
Position	**Mode**	**Ch.**	**Fr. (MHz)**	**Power Drift (<±5%)**	**SAR (1g) (W/kg)**	**Max. Turn-up Power (dBm)**	**Meas. output Power (dBm)**	**Scaled SAR (W/Kg)**	**Limit W/kg**
SIM 1 Card									
Left Cheek	DTS	6	2437	-0.31	**0.196**	15.12	14.82	**0.210**	1.6
Left Tilt	DTS	6	2437	1.26	0.119	15.12	14.82	0.128	1.6
Right Cheek	DTS	6	2437	-0.45	0.120	15.12	14.82	0.129	1.6
Right Tilt	DTS	6	2437	0.61	0.093	15.12	14.82	0.100	1.6
Body back	DTS	6	2437	-0.31	0.164	15.12	14.82	0.176	1.6
Body front	DTS	6	2437	-1.22	0.187	15.12	14.82	0.200	1.6
Horizontal(1)	DTS	6	2437	-0.59	**0.306**	15.12	14.82	**0.328**	1.6
Horizontal(2)	DTS	6	2437	-1.57	0.033	15.12	14.82	0.035	1.6
Vertical(1)	DTS	6	2437	0.34	0.292	15.12	14.82	0.313	1.6
Vertical(2)	DTS	6	2437	0.22	0.078	15.12	14.82	0.084	1.6

Note:
- According to KDB248227, SAR is not required for 802.11n HT20/HT40 channels when the maximum average output power is less than 1/4 dB higher than that measured on the corresponding 802.11a/b channels.
- All of above “DTS” means data transmitters.
- The test separation of all above table for body part is 0mm.

SAR MEASUREMENT									
Ambient Temperature (°C) : 21 ± 2				Relative Humidity (%): 55					
Liquid Temperature (°C) : 21 ± 2				Depth of Liquid (cm):>15					
Product: 3G TABLET									
Test Mode:802.11n(20)									
Position	**Mode**	**Ch.**	**Fr. (MHz)**	**Power Drift (<±5%)**	**SAR (1g) (W/kg)**	**Max. Turn-up Power (dBm)**	**Meas. output Power (dBm)**	**Scaled SAR (W/Kg)**	**Limit W/kg**
SIM 1 Card									
Left Cheek	DTS	6	2437	1.06	**0.153**	11.02	10.72	**0.164**	1.6
Left Tilt	DTS	6	2437	0.37	0.076	11.02	10.72	0.081	1.6
Right Cheek	DTS	6	2437	0.69	0.146	11.02	10.72	0.156	1.6
Right Tilt	DTS	6	2437	0.28	0.128	11.02	10.72	0.137	1.6
Body back	DTS	6	2437	0.48	0.137	11.02	10.72	0.147	1.6
Body front	DTS	6	2437	0.66	0.068	11.02	10.72	0.073	1.6
Horizontal(1)	DTS	6	2437	0.97	**0.167**	11.02	10.72	**0.179**	1.6
Horizontal(2)	DTS	6	2437	0.25	0.025	11.02	10.72	0.027	1.6
Vertical(1)	DTS	6	2437	0.88	0.155	11.02	10.72	0.166	1.6
Vertical(2)	DTS	6	2437	0.66	0.017	11.02	10.72	0.018	1.6

Note:
- According to KDB248227, SAR is not required for 802.11n HT20/HT40 channels when the maximum average output power is less than 1/4 dB higher than that measured on the corresponding 802.11a/b channels.
- All of above “DTS” means data transmitters.
- The test separation of all above table for body part is 0mm.

SAR MEASUREMENT									
Ambient Temperature (°C) : 21 ± 2				Relative Humidity (%): 55					
Liquid Temperature (°C) : 21 ± 2				Depth of Liquid (cm):>15					
Product: 3G TABLET									
Test Mode: Hotspot									
Position	**Mode**	**Ch.**	**Fr. (MHz)**	**Power Drift (<±5%)**	**SAR (1g) (W/kg)**	**Max. Turn-up Power (dBm)**	**Meas. output Power (dBm)**	**Scaled SAR (W/Kg)**	**Limit W/kg**
SIM 1 Card									
Left Cheek	DTS	6	2437	1.03	0.165	15.12	14.82	0.177	1.6
Left Tilt	DTS	6	2437	0.36	0.136	15.12	14.82	0.146	1.6
Right Cheek	DTS	6	2437	1.09	0.145	15.12	14.82	0.155	1.6
Right Tilt	DTS	6	2437	1.33	**0.167**	15.12	14.82	**0.179**	1.6
Body back	DTS	6	2437	0.69	0.175	15.12	14.82	0.188	1.6
Body front	DTS	6	2437	0.41	0.169	15.12	14.82	0.181	1.6
Horizontal(1)	DTS	6	2437	0.56	0.166	15.12	14.82	0.178	1.6
Horizontal(2)	DTS	6	2437	0.98	0.045	15.12	14.82	0.048	1.6
Vertical(1)	DTS	6	2437	0.29	**0.199**	15.12	14.82	**0.213**	1.6
Vertical(2)	DTS	6	2437	1.06	0.050	15.12	14.82	0.054	1.6

Note:

- According to KDB248227, SAR is not required for 802.11n HT20/HT40 channels when the maximum average output power is less than 1/4 dB higher than that measured on the corresponding 802.11a/b channels.
- All of above “DTS” means data transmitters.
- The test separation of all above table for body part is 10mm.

Simultaneous Multi-band Transmission Evaluation:

Application Simultaneous Transmission information:

Position	Simultaneous state
Head	**1.WWAN(voice)+WLAN 2.4GHz band**
	2.WWAN(voice)+Bluetooth
	3.WWAN(voice)+ HOTSPOT 2.4GHz band
Body	**4. WWAN(voice)+WLAN 2.4GHz band**
	5. WWAN(voice)+Bluetooth
	6.WWAN(voice)+ HOTSPOT 2.4GHz band

NOTE:

1. WLAN and BT share the same antenna, and cannot transmit simultaneously.
2. Simultaneous with every transmitter must be the same test position.
3. Based upon KDB 447498 D01 v05, BT SAR is excluded as below table.
4. Based upon KDB 447498 D01 v05,for handsets the test separation distance is determined by the smallest distance between the outer surface of the device and the user; which is 0mm for head SAR AND 5mm for body-worn SAR.
5. If the test separation distance is <5mm, 5mm is used for excluded SAR calculation.
6. For minimum test separation distance≦50mm,Bluetooth standalone SAR is excluded according to *[(max. power of channel, including tune-up tolerance, mW)/ (min. test separation distance, mm) ·[√f (GHz) /x] ≦3.0 for 1-g SAR and ≦7.5 for 10-g extremity SAR*
7. KDB 447498 / 4.3.2 (2) when standalone SAR test exclusion applies to an antenna that transmits simultaneously with other antennas, the standalone SAR must be estimated according to following to determine simultaneous transmission SAR test exclusion:
   a) *(max. power of channel, including tune-up tolerance, mW)/(min. test separation distance, mm)]·[√f (GHz) /x] W/kg for test separation distances≤ 50 mm; Where x = 7.5 for 1-g SAR, and x = 18.75 for 10-g SAR.*
   b) *0.4W/Kg for 1-g SAR and 1.0W/Kg for 10-g SAR, when the separation distance is >50mm.*

Estimated SAR		Maximum Average Power		Antenna to user (mm)	SAR exclusion threshold (mW)	SAR testing required（Yes/No）	Head (0mm gap)	Body (5mm gap)
		dBm	mW					
BT	Head	4.02	2.523	5	10	NO	0.106 W/kg	0.106 W/kg
	Body			5	10	NO		

Maximum test results (WWAN) with BT and WIFI/ HOTSPOT SAR:
BT: Head (0 cm gap): 0.106 W/kg and Body (0.5 cm gap): 0.106 W/kg
WIFI: Head (0 cm gap): 0.210W/kg and Body (0.5 cm gap): 0.328W/kg
HOTSPOT: Head (0 cm gap): 0.179W/kg and Body (1.0 cm gap): 0.213 W/kg

WIFI
802.11b

Position	Max. WWAN SAR (W/Kg)	Max. WLAN SAR (W/Kg)	SAR Summation	Limit (W/kg)	SPLSR ≦0.04 (Yes/No)
GSM850+WLAN 2.4G-DTS					
Left Cheek	0.235	0.210	**0.445**	1.6	No
Left Tilt	0.170	0.128	0.298	1.6	No
Right Cheek	0.245	0.129	0.374	1.6	No
Right Tilt	0.167	0.100	0.267	1.6	No
Body back	0.674	0.176	0.850	1.6	No
Body front	0.432	0.200	0.632	1.6	No
Horizontal(1)	0.183	0.328	0.511	1.6	No
Horizontal(2)	0.096	0.035	0.131	1.6	No
Vertical(1)	0.962	0.313	**1.275**	1.6	No
Vertical(2)	0.043	0.084	0.127	1.6	No
PCS1900+WLAN 2.4G-DTS					
Left Cheek	0.472	0.210	0.682	1.6	No
Left Tilt	0.122	0.128	0.250	1.6	No
Right Cheek	0.755	0.129	**0.884**	1.6	No
Right Tilt	0.106	0.100	0.206	1.6	No
Body back	0.840	0.176	1.016	1.6	No
Body front	0.256	0.200	0.456	1.6	No
Horizontal(1)	0.297	0.328	0.625	1.6	No
Horizontal(2)	0.108	0.035	0.143	1.6	No
Vertical(1)	0.990	0.313	**1.303**	1.6	No
Vertical(2)	0.083	0.084	0.167	1.6	No
WCDMA Band II+WLAN 2.4G-DTS					
Left Cheek	0.350	0.210	0.560	1.6	No
Left Tilt	0.110	0.128	0.238	1.6	No
Right Cheek	0.661	0.129	**0.790**	1.6	No
Right Tilt	0.105	0.100	0.205	1.6	No
Body back	1.255	0.176	**1.431**	1.6	No
Body front	0.395	0.200	0.595	1.6	No
Horizontal(1)	0.308	0.328	0.636	1.6	No
Horizontal(2)	0.079	0.035	0.114	1.6	No
Vertical(1)	1.046	0.313	1.359	1.6	No
Vertical(2)	0.037	0.084	0.121	1.6	No
WCDMA Band V+WLAN 2.4G-DTS					
Left Cheek	0.319	0.210	**0.529**	1.6	No
Left Tilt	0.056	0.128	0.184	1.6	No
Right Cheek	0.221	0.129	0.350	1.6	No
Right Tilt	0.110	0.100	0.210	1.6	No
Body back	0.955	0.176	**1.131**	1.6	No
Body front	0.501	0.200	0.701	1.6	No
Horizontal(1)	0.153	0.328	0.481	1.6	No
Horizontal(2)	0.046	0.035	0.081	1.6	No
Vertical(1)	0.803	0.313	1.116	1.6	No
Vertical(2)	0.077	0.084	0.161	1.6	No

Note:

·According to KDB 447498 D01 General RF Exposure Guidance v05, when the simultaneous transmission SAR is less than1.6 W/Kg, SPLSR assessment is not required.

·SPLSR mean is “The SAR to Peak Location Separation Ratio “

802.11n (20)

Position	Max. WWAN SAR (W/Kg)	Max. WLAN SAR (W/Kg)	SAR Summation	Limit (W/kg)	SPLSR ≦0.04 (Yes/No)
GSM850+WLAN 2.4G-DTS					
Left Cheek	0.235	0.164	0.399	1.6	No
Left Tilt	0.170	0.081	0.251	1.6	No
Right Cheek	0.245	0.156	**0.401**	1.6	No
Right Tilt	0.167	0.137	0.304	1.6	No
Body back	0.674	0.147	0.821	1.6	No
Body front	0.432	0.073	0.505	1.6	No
Horizontal(1)	0.183	0.179	0.362	1.6	No
Horizontal(2)	0.096	0.027	0.123	1.6	No
Vertical(1)	0.962	0.166	**1.128**	1.6	No
Vertical(2)	0.043	0.018	0.061	1.6	No
PCS1900+WLAN 2.4G-DTS					
Left Cheek	0.472	0.164	0.636	1.6	No
Left Tilt	0.122	0.081	0.203	1.6	No
Right Cheek	0.755	0.156	**0.911**	1.6	No
Right Tilt	0.106	0.137	0.243	1.6	No
Body back	0.840	0.147	0.987	1.6	No
Body front	0.256	0.073	0.329	1.6	No
Horizontal(1)	0.297	0.179	0.476	1.6	No
Horizontal(2)	0.108	0.027	0.135	1.6	No
Vertical(1)	0.990	0.166	**1.156**	1.6	No
Vertical(2)	0.083	0.018	0.101	1.6	No
WCDMA Band II+WLAN 2.4G-DTS					
Left Cheek	0.350	0.164	0.514	1.6	No
Left Tilt	0.110	0.081	0.191	1.6	No
Right Cheek	0.661	0.156	**0.817**	1.6	No
Right Tilt	0.105	0.137	0.242	1.6	No
Body back	1.255	0.147	**1.402**	1.6	No
Body front	0.395	0.073	0.468	1.6	No
Horizontal(1)	0.308	0.179	0.487	1.6	No
Horizontal(2)	0.079	0.027	0.106	1.6	No
Vertical(1)	1.046	0.166	1.212	1.6	No
Vertical(2)	0.037	0.018	0.055	1.6	No
WCDMA Band V+WLAN 2.4G-DTS					
Left Cheek	0.319	0.164	**0.483**	1.6	No
Left Tilt	0.056	0.081	0.137	1.6	No
Right Cheek	0.221	0.156	0.377	1.6	No
Right Tilt	0.110	0.137	0.247	1.6	No
Body back	0.955	0.147	**1.102**	1.6	No
Body front	0.501	0.073	0.574	1.6	No
Horizontal(1)	0.153	0.179	0.332	1.6	No
Horizontal(2)	0.046	0.027	0.073	1.6	No
Vertical(1)	0.803	0.166	0.969	1.6	No
Vertical(2)	0.077	0.018	0.095	1.6	No

Note:

• According to KDB 447498 D01 General RF Exposure Guidance v05, when the simultaneous transmission SAR is less than1.6 W/Kg, SPLSR assessment is not required.

• SPLSR mean is “The SAR to Peak Location Separation Ratio “

Hotspot

Position	Max. WWAN SAR (W/Kg)	Max. Hotspot SAR (W/Kg)	SAR Summation	Limit (W/kg)	SPLSR ≦0.04 (Yes/No)
GSM850+Hotspot 2.4G-DTS					
Left Cheek	0.235	0.177	**0.412**	1.6	No
Left Tilt	0.170	0.146	0.316	1.6	No
Right Cheek	0.245	0.155	0.400	1.6	No
Right Tilt	0.167	0.179	0.346	1.6	No
Body back	0.674	0.188	0.862	1.6	No
Body front	0.432	0.181	0.613	1.6	No
Horizontal(1)	0.183	0.178	0.361	1.6	No
Horizontal(2)	0.096	0.048	0.144	1.6	No
Vertical(1)	0.962	0.213	**1.175**	1.6	No
Vertical(2)	0.043	0.054	0.097	1.6	No
PCS1900+Hotspot 2.4G-DTS					
Left Cheek	0.472	0.177	0.649	1.6	No
Left Tilt	0.122	0.146	0.268	1.6	No
Right Cheek	0.755	0.155	**0.910**	1.6	No
Right Tilt	0.106	0.179	0.285	1.6	No
Body back	0.840	0.188	1.028	1.6	No
Body front	0.256	0.181	0.437	1.6	No
Horizontal(1)	0.297	0.178	0.475	1.6	No
Horizontal(2)	0.108	0.048	0.156	1.6	No
Vertical(1)	0.990	0.213	**1.203**	1.6	No
Vertical(2)	0.083	0.054	0.137	1.6	No
WCDMA Band II+ Hotspot 2.4G-DTS					
Left Cheek	0.350	0.177	0.527	1.6	No
Left Tilt	0.110	0.146	0.256	1.6	No
Right Cheek	0.661	0.155	**0.816**	1.6	No
Right Tilt	0.105	0.179	0.284	1.6	No
Body back	1.255	0.188	**1.443**	1.6	No
Body front	0.395	0.181	0.576	1.6	No
Horizontal(1)	0.308	0.178	0.486	1.6	No
Horizontal(2)	0.079	0.048	0.127	1.6	No
Vertical(1)	1.046	0.213	1.259	1.6	No
Vertical(2)	0.037	0.054	0.091	1.6	No
WCDMA Band V+ Hotspot 2.4G-DTS					
Left Cheek	0.319	0.177	**0.496**	1.6	No
Left Tilt	0.056	0.146	0.202	1.6	No
Right Cheek	0.221	0.155	0.376	1.6	No
Right Tilt	0.110	0.179	0.289	1.6	No
Body back	0.955	0.188	**1.143**	1.6	No
Body front	0.501	0.181	0.682	1.6	No
Horizontal(1)	0.153	0.178	0.331	1.6	No
Horizontal(2)	0.046	0.048	0.094	1.6	No
Vertical(1)	0.803	0.213	1.016	1.6	No
Vertical(2)	0.077	0.054	0.131	1.6	No

Note:

• According to KDB 447498 D01 General RF Exposure Guidance v05, when the simultaneous transmission SAR is less than1.6 W/Kg, SPLSR assessment is not required.

• SPLSR mean is “The SAR to Peak Location Separation Ratio “

BT

Position	Max. WWAN SAR (W/Kg)	Estimated SAR (W/Kg)	SAR Summation	Limit (W/kg)	SPLSR ≦0.04 (Yes/No)
GSM850+Bluetooth-DSS					
Left Cheek	0.235	0.106	0.341	1.6	No
Left Tilt	0.170	0.106	0.276	1.6	No
Right Cheek	0.245	0.106	**0.351**	1.6	No
Right Tilt	0.167	0.106	0.273	1.6	No
Body back	0.674	0.106	0.780	1.6	No
Body front	0.432	0.106	0.538	1.6	No
Horizontal(1)	0.183	0.106	0.289	1.6	No
Horizontal(2)	0.096	0.106	0.202	1.6	No
Vertical(1)	0.962	0.106	**1.068**	1.6	No
Vertical(2)	0.043	0.106	0.149	1.6	No
PCS1900+ Bluetooth-DSS					
Left Cheek	0.472	0.106	0.578	1.6	No
Left Tilt	0.122	0.106	0.228	1.6	No
Right Cheek	0.755	0.106	**0.861**	1.6	No
Right Tilt	0.106	0.106	0.212	1.6	No
Body back	0.840	0.106	0.946	1.6	No
Body front	0.256	0.106	0.362	1.6	No
Horizontal(1)	0.297	0.106	0.403	1.6	No
Horizontal(2)	0.108	0.106	0.214	1.6	No
Vertical(1)	0.990	0.106	**1.096**	1.6	No
Vertical(2)	0.083	0.106	0.189	1.6	No
WCDMA Band II+ Bluetooth-DSS					
Left Cheek	0.350	0.106	0.456	1.6	No
Left Tilt	0.110	0.106	0.216	1.6	No
Right Cheek	0.661	0.106	**0.767**	1.6	No
Right Tilt	0.105	0.106	0.211	1.6	No
Body back	1.255	0.106	**1.361**	1.6	No
Body front	0.395	0.106	0.501	1.6	No
Horizontal(1)	0.308	0.106	0.414	1.6	No
Horizontal(2)	0.079	0.106	0.185	1.6	No
Vertical(1)	1.046	0.106	1.152	1.6	No
Vertical(2)	0.037	0.106	0.143	1.6	No
WCDMA Band V+ Bluetooth-DSS					
Left Cheek	0.319	0.106	**0.425**	1.6	No
Left Tilt	0.056	0.106	0.162	1.6	No
Right Cheek	0.221	0.106	0.327	1.6	No
Right Tilt	0.110	0.106	0.216	1.6	No
Body back	0.955	0.106	**1.061**	1.6	No
Body front	0.501	0.106	0.607	1.6	No
Horizontal(1)	0.153	0.106	0.259	1.6	No
Horizontal(2)	0.046	0.106	0.152	1.6	No
Vertical(1)	0.803	0.106	0.909	1.6	No
Vertical(2)	0.077	0.106	0.183	1.6	No

Note:

• According to KDB 447498 D01 General RF Exposure Guidance v05, when the Sum of the simultaneous transmission SAR is lesser than1.6 W/Kg, SPLSR assessment is not required.

• SPLSR mean is “The SAR to Peak Location Ratio “ .

APPENDIX A. SAR SYSTEM VALIDATION DATA

Test Laboratory: AGC Lab **Date: Apr.11,2014**
System Check Head 835 MHz
DUT: Dipole 900 MHz Type: SID 900
Communication System CW; Communication System Band: D835 (832.2 MHz); Duty Cycle: 1:1; Conv.F=5.27
Frequency: 835 MHz; Medium parameters used: f = 835 MHz; σ=0.88 mho/m; εr =42.56; ρ= 1000 kg/m³ ;
Phantom section: Flat Section; Input Power=10dBm
Ambient temperature (℃): 21, Liquid temperature (℃): 21

SATIMO Configuration:
- Probe: EP159; Calibrated: 01/12/2014
- Sensor-Surface: 4mm (Mechanical Surface Detection)
- Phantom: Flat Phantom; Type: Elliptical Phantom
- Measurement SW: OpenSAR V4_02_01

Configuration/System Check GSM 835 Head/Area Scan: Measurement grid: dx=8mm, dy=8mm
Configuration/System Check GSM 835 Head/Zoom Scan: Measurement grid: dx=8mm, dy=8mm, dz=5mm

SURFACE SAR	VOLUME SAR
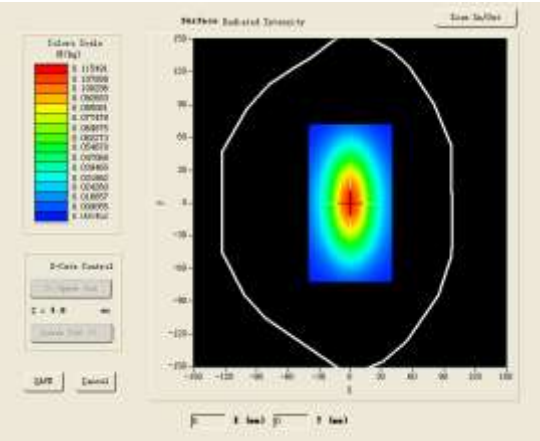	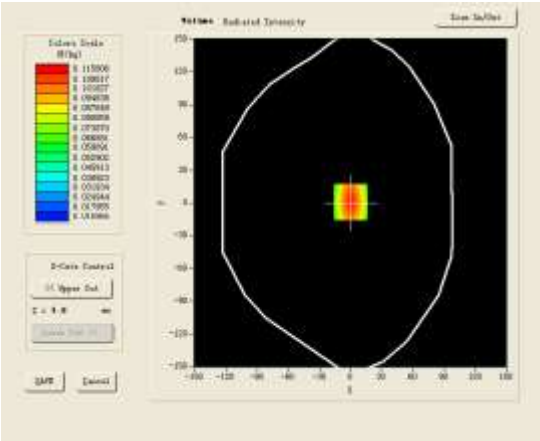

Maximum location: X=0.00, Y=1.00

SAR 10g (W/Kg)	0.068132
SAR 1g (W/Kg)	0.109917

Z (mm)	0.00	4.00	9.00	14.00	19.00
SAR (W/Kg)	0.0000	0.1163	0.0724	0.0466	0.0319

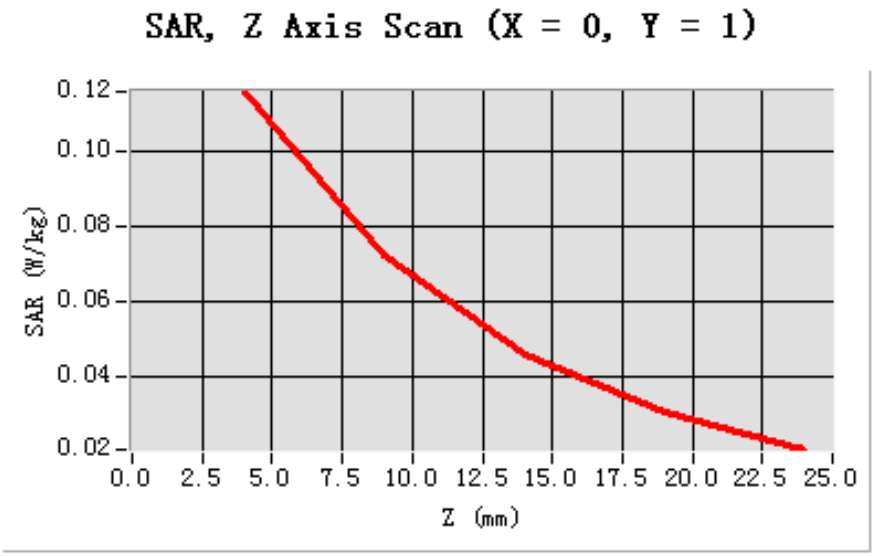

3D screen shot	Hot spot position
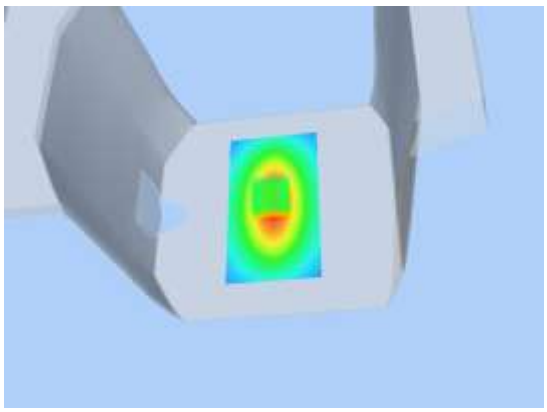	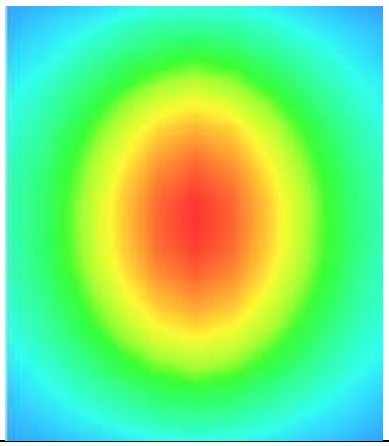

Test Laboratory: AGC Lab **Date: Apr.11,2014**
System Check Body 835 MHz
DUT: Dipole 900 MHz Type: SID 900
Communication System CW; Communication System Band: D835 (832.2 MHz); Duty Cycle: 1:1; Conv.F=5.48
Frequency: 835 MHz; Medium parameters used: f = 835 MHz; σ=0.96 mho/m; εr =54.07; ρ= 1000 kg/m³ ;
Phantom section: Flat Section; Input Power=10dBm
Ambient temperature (℃): 21, Liquid temperature (℃): 21

SATIMO Configuration:
- Probe: EP159; Calibrated: 01/12/2014
- Sensor-Surface: 4mm (Mechanical Surface Detection)
- Phantom: Flat Phantom; Type: Elliptical Phantom
- Measurement SW: OpenSAR V4_02_01

Configuration/System Check GSM 835 Body/Area Scan: Measurement grid: dx=8mm, dy=8mm
Configuration/System Check GSM 835 Body/Zoom Scan: Measurement grid: dx=8mm, dy=8mm, dz=5mm

SURFACE SAR	VOLUME SAR
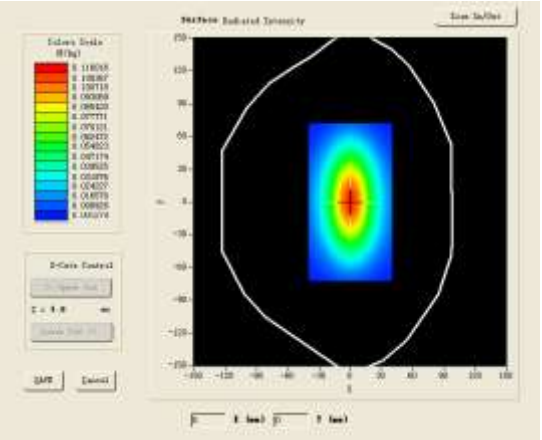	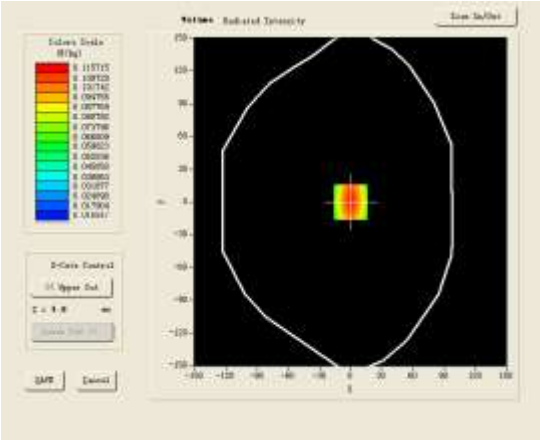

Maximum location: X=0.00, Y=0.00

SAR 10g (W/Kg)	0.068220
SAR 1g (W/Kg)	0.110338

Z (mm)	0.00	4.00	9.00	14.00	19.00
SAR (W/Kg)	0.0000	0.1161	0.0737	0.0475	0.0313

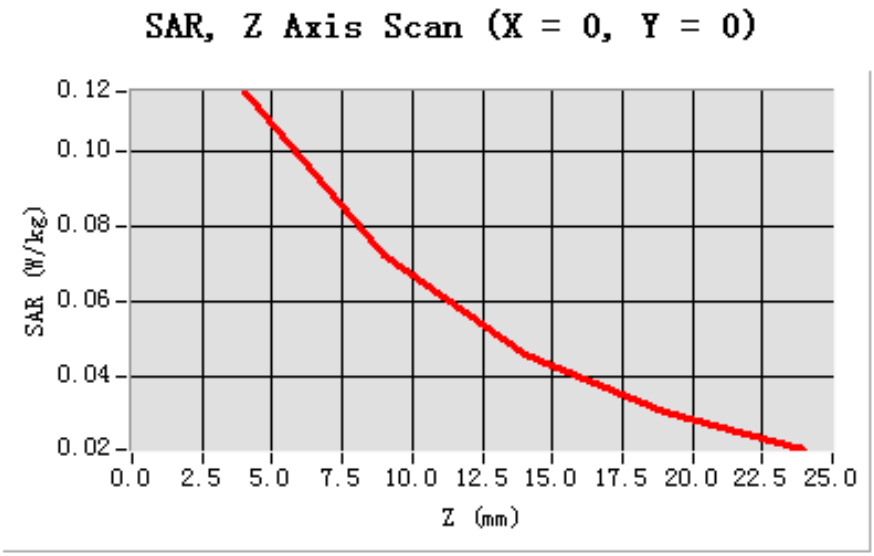

3D screen shot	Hot spot position
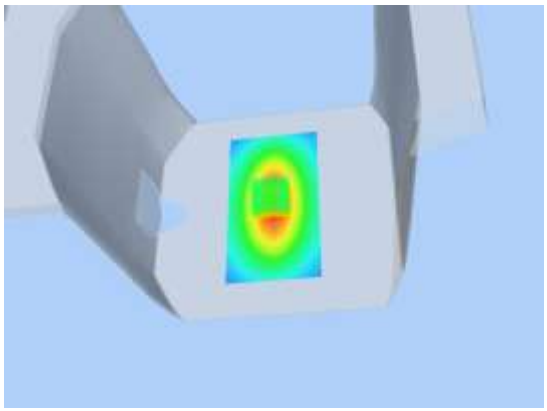	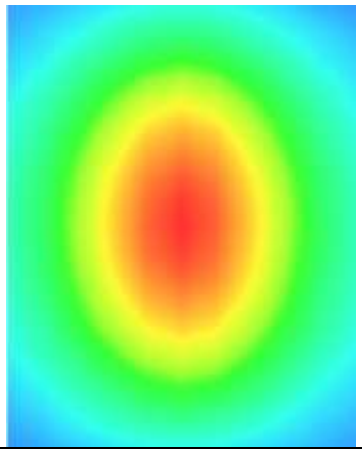

Test Laboratory: AGC Lab **Date: Apr.11,2014**
System Check Head 1900MHz
DUT: Dipole 1900 MHz; Type: SID 1900
Communication System: CW; Communication System Band: D1900 (1900.0 MHz); Duty Cycle:1:1; Conv.F=4.51
Frequency: 1900 MHz; Medium parameters used: f = 1900 MHz; σ=1.43 mho/m; εr =39.12; ρ= 1000 kg/m³ ;
Phantom section: Flat Section; Input Power=10dBm
Ambient temperature (℃): 21, Liquid temperature (℃): 21

SATIMO Configuration:
- Probe: EP159; Calibrated: 01/12/2014
- Sensor-Surface: 4mm (Mechanical Surface Detection)
- Phantom: Flat Phantom; Type: Elliptical Phantom
- Measurement SW: OpenSAR V4_02_01

Configuration/System Check PCS1900 Head/Area Scan: Measurement grid: dx=8mm,dy=8mm
Configuration/System Check PCS1900 Head/Zoom Scan: Measurement grid: dx=8mm, dy=8mm, dz=5mm

SURFACE SAR	VOLUME SAR
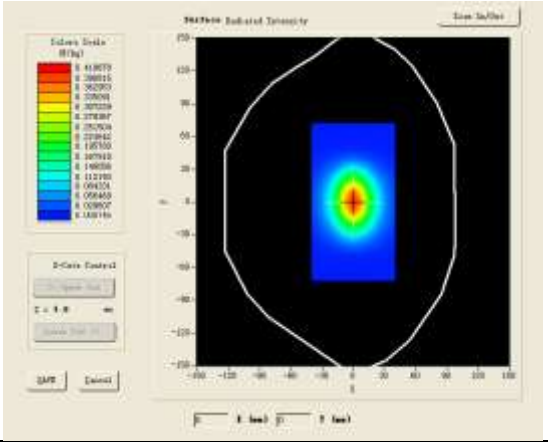	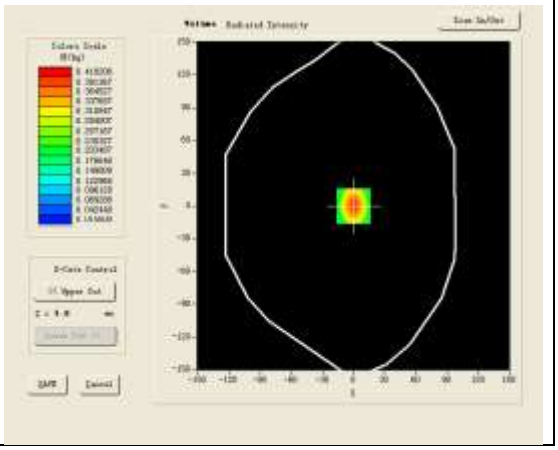

Maximum location: X=0.00, Y=0.00

SAR 10g (W/Kg)	0.207240
SAR 1g (W/Kg)	0.398513

Z (mm)	0.00	4.00	9.00	14.00	19.00
SAR (W/Kg)	0.0000	0.4189	0.2335	0.1363	0.0828

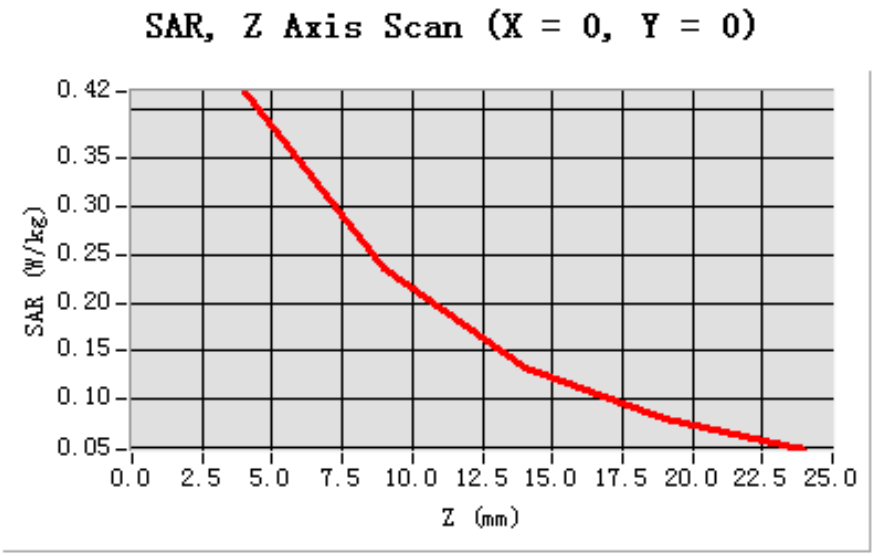

3D screen shot	Hot spot position
	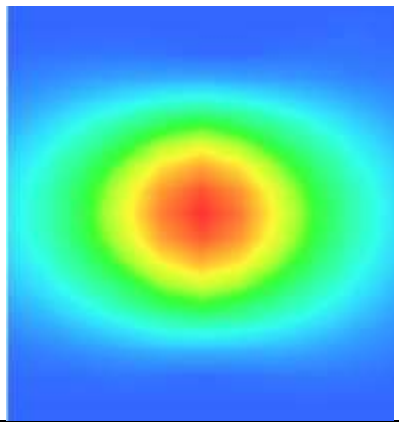

Test Laboratory: AGC Lab **Date: Apr.11,2014**
System Check Body 1900MHz
DUT: Dipole 1900 MHz; Type: SID 1900
Communication System: CW; Communication System Band: D1900 (1900.0 MHz); Duty Cycle:1:1; Conv.F=4.45
Frequency: 1900 MHz; Medium parameters used: f = 1900 MHz; σ=1.50 mho/m; εr =54.32; ρ= 1000 kg/m³ ;
Phantom section: Flat Section; Input Power=10dBm
Ambient temperature (℃): 21, Liquid temperature (℃): 21

SATIMO Configuration:
- Probe: EP159; Calibrated: 01/12/2014
- Sensor-Surface: 4mm (Mechanical Surface Detection)
- Phantom: Flat Phantom; Type: Elliptical Phantom
- Measurement SW: OpenSAR V4_02_01

Configuration/System Check PCS1900 Body/Area Scan: Measurement grid: dx=8mm,dy=8mm
Configuration/System Check PCS1900 Body/Zoom Scan: Measurement grid: dx=8mm, dy=8mm, dz=5mm

SURFACE SAR	VOLUME SAR
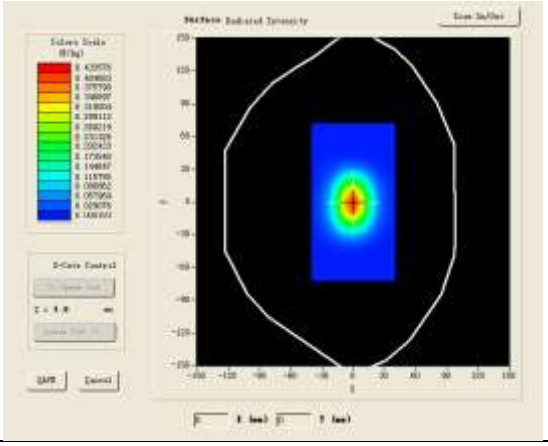	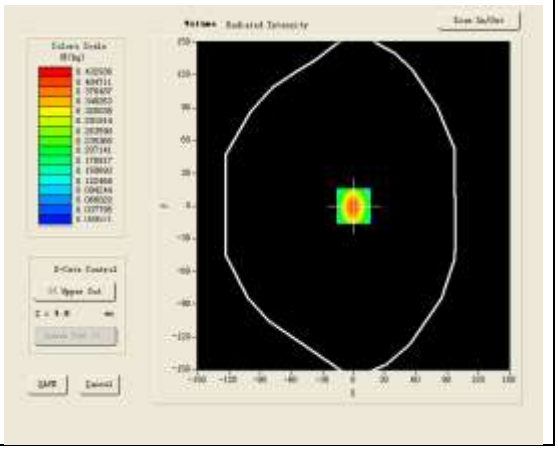

Maximum location: X=0.00, Y=0.00

SAR 10g (W/Kg)	0.208278
SAR 1g (W/Kg)	0.403162

Z (mm)	0.00	4.00	9.00	14.00	19.00
SAR (W/Kg)	0.0000	0.4335	0.2383	0.1312	0.0753

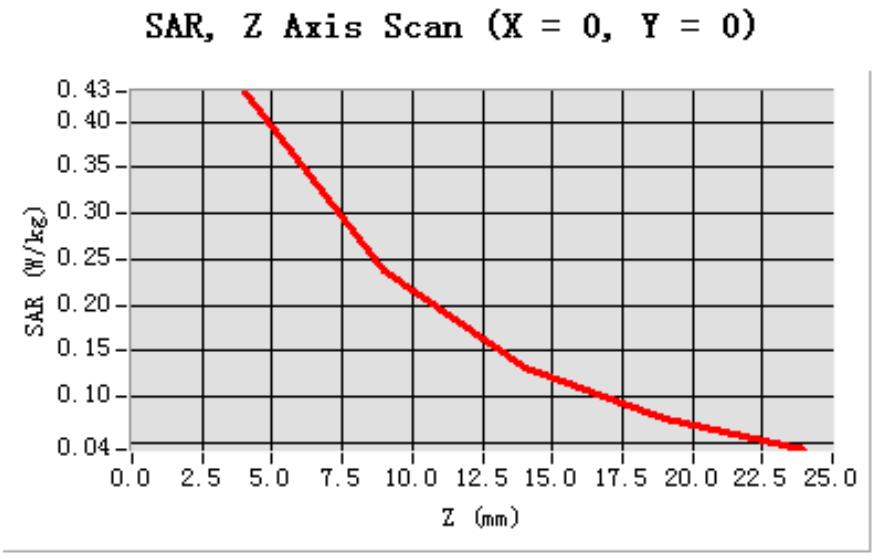

3D screen shot	Hot spot position
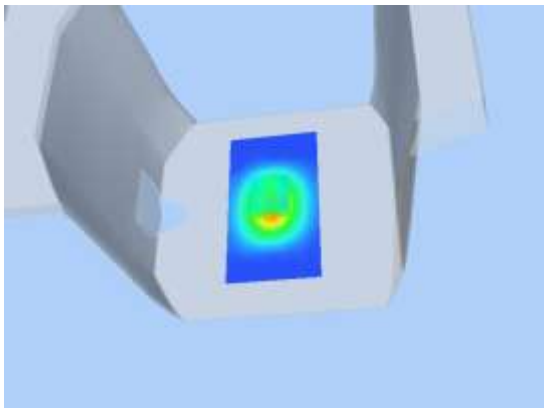	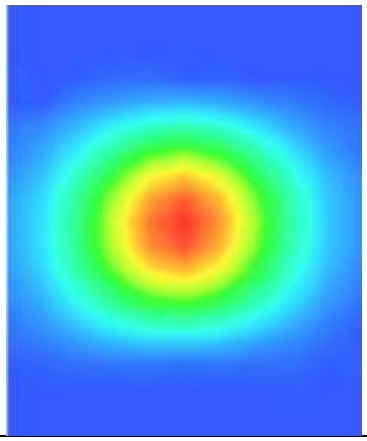

Test Laboratory: AGC Lab **Date: Apr.11,2014**
System Check Head 2450 MHz
DUT: Dipole 2450 MHz Type: SID 2450
Communication System: CW; Communication System Band: D2450 (2450.0 MHz); Duty Cycle: 1:1; Conv.F=4.42
Frequency: 2450 MHz; Medium parameters used: f = 2450 MHz; σ =1.85 mho/m; εr =40.07; ρ= 1000 kg/m³ ;
Phantom section: Flat Section; Input Power=10dBm
Ambient temperature (℃): 21, Liquid temperature (℃): 21

SATIMO Configuration:
- Probe: EP159; Calibrated: 01/12/2014
- Sensor-Surface: 4mm (Mechanical Surface Detection)
- Phantom: Flat Phantom; Type: Elliptical Phantom
- Measurement SW: OpenSAR V4_02_01

Configuration/System Check 2450 MHz Head/Area Scan: Measurement grid: dx=8mm,dy=8mm
Configuration/System Check 2450 MHz Head/Zoom Scan: Measurement grid: dx=8mm, dy=8mm, dz=5mm

SURFACE SAR	VOLUME SAR
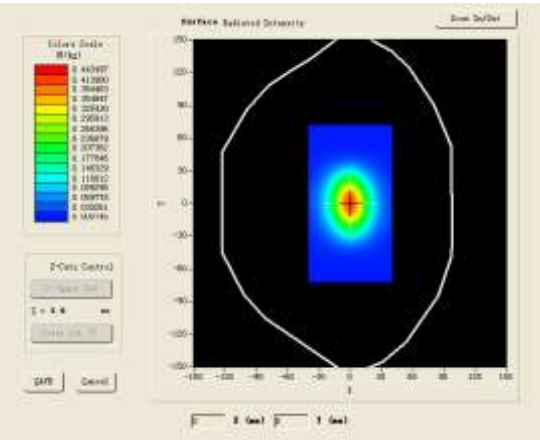	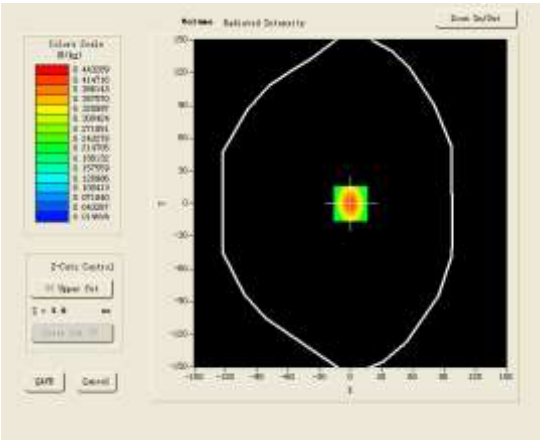

Maximum location: X=0.00, Y=0.00

SAR 10g (W/Kg)	0.238731
SAR 1g (W/Kg)	0.499795

Z (mm)	0.00	4.00	9.00	14.00	19.00
SAR (W/Kg)	0.0000	0.4412	0.2427	0.1323	0.07745

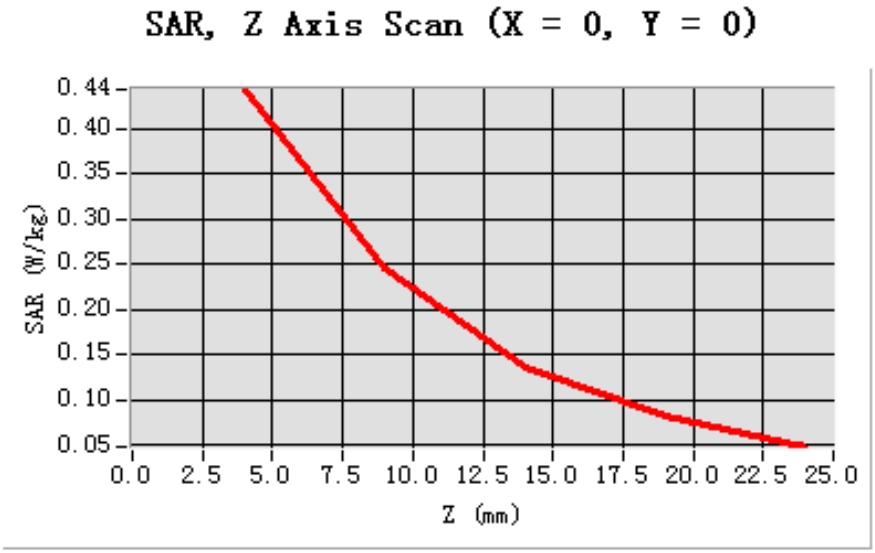

3D screen shot	Hot spot position
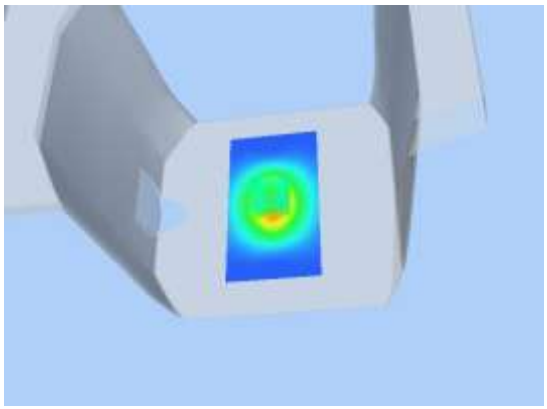	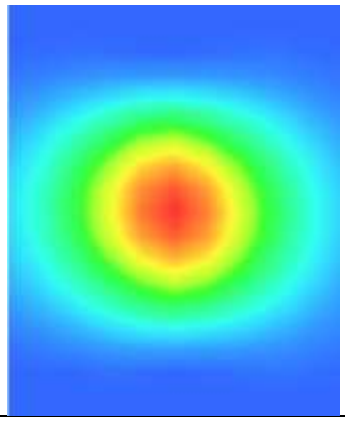

Test Laboratory: AGC Lab **Date: Apr.11,2014**
System Check Body 2450 MHz
DUT: Dipole 2450 MHz Type: SID 2450
Communication System: CW; Communication System Band: D2450 (2450.0 MHz); Duty Cycle: 1:1; Conv.F=4.31
Frequency: 2450 MHz; Medium parameters used: f = 2450 MHz; σ =1.90 mho/m; εr =53.30; ρ= 1000 kg/m³ ;
Phantom section: Flat Section; Input Power=10dBm
Ambient temperature (℃): 21, Liquid temperature (℃): 21

SATIMO Configuration:
- Probe: EP159; Calibrated: 01/12/2014
- Sensor-Surface: 4mm (Mechanical Surface Detection)
- Phantom: Flat Phantom; Type: Elliptical Phantom
- Measurement SW: OpenSAR V4_02_01

Configuration/System Check 2450 MHz Body/Area Scan: Measurement grid: dx=8mm,dy=8mm
Configuration/System Check 2450 MHz Body/Zoom Scan: Measurement grid: dx=8mm, dy=8mm, dz=5mm

SURFACE SAR	VOLUME SAR
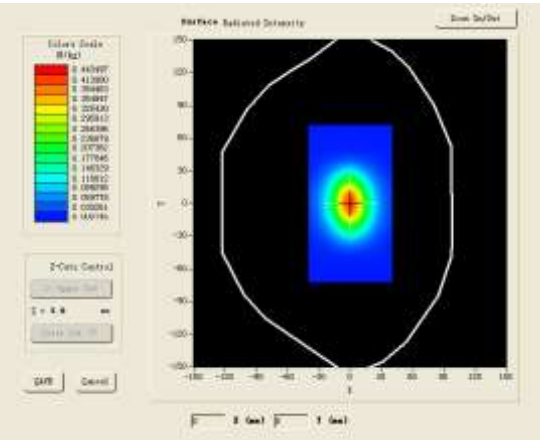	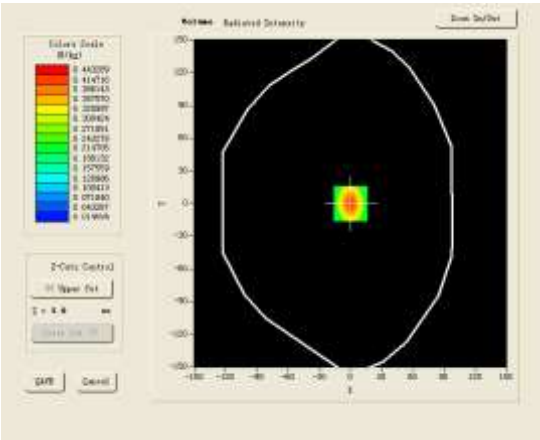

Maximum location: X=0.00, Y=0.00

SAR 10g (W/Kg)	0.235379
SAR 1g (W/Kg)	0.495713

Z (mm)	0.00	4.00	9.00	14.00	19.00
SAR (W/Kg)	0.0000	0.4434	0.2455	0.1327	0.0886

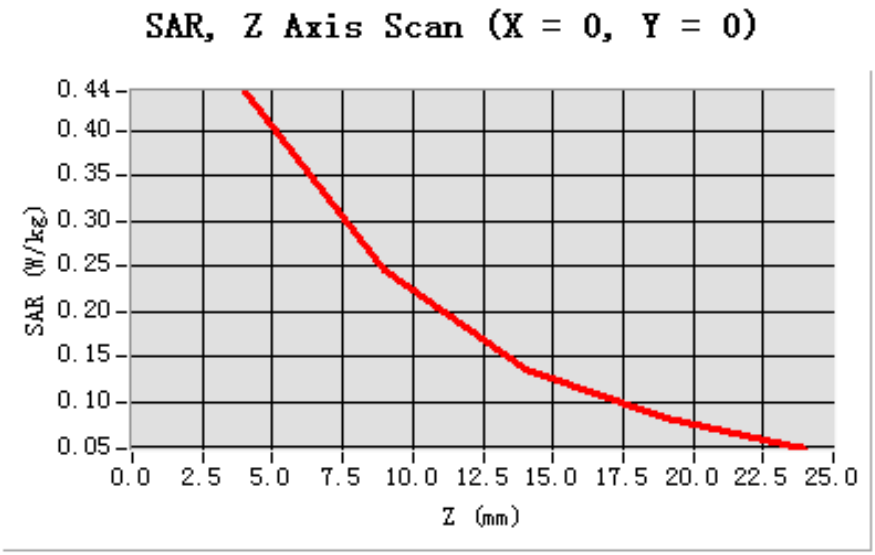

3D screen shot	Hot spot position
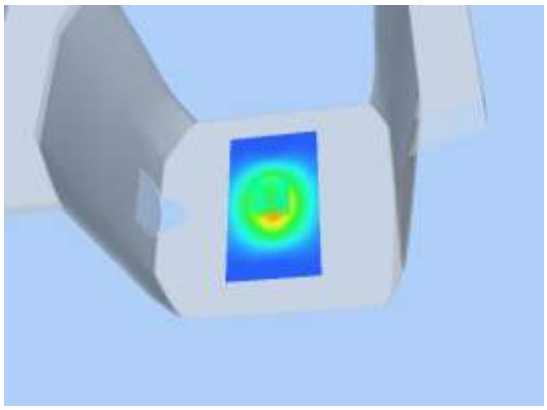	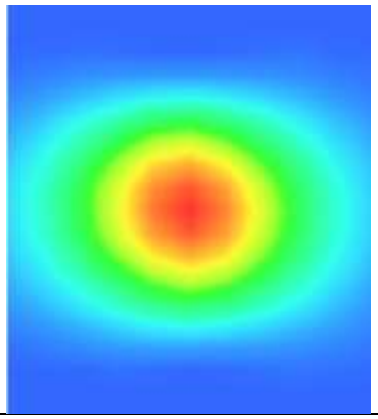

APPENDIX B. SAR MEASUREMENT DATA

Test Laboratory: AGC Lab **Date: Apr.11,2014**
GSM 835 Mid-Touch-Left <SIM 1>
DUT: 3G TABLET; Type: Zinq7 3G

Communication System: Generic GSM; Communication System Band: GSM 835; Duty Cycle: 1:8.3; Conv.F=5.27
Frequency: 836.6 MHz; Medium parameters used: f = 835 MHz; σ=0.88 mho/m; εr =42.56; ρ= 1000 kg/m³ ;
Phantom section: Left Section
Ambient temperature (℃): 21.0, Liquid temperature (℃): 21.0

SATIMO Configuration:
- Probe: EP159; Calibrated: 01/12/2014
- Sensor-Surface: 4mm (Mechanical Surface Detection)
- Phantom: Flat Phantom; Type: Elliptical Phantom
- Measurement SW: OpenSAR V4_02_01

Configuration/GSM 835 Mid-Touch-Left/Area Scan (6x8x1): Measurement grid: dx=8mm, dy=8mm
Configuration/GSM 835 Mid-Touch-Left/Zoom Scan (5x5x7)/Cube 0: Measurement grid: dx=8mm, dy=8mm, dz=5mm

Area Scan	sam_direct_droit2_surf8mm.txt
ZoomScan	5x5x7,dx=8mm dy=8mm dz=5mm,Very fast
Phantom	Left head
Device Position	Cheek
Band	GSM 835
Channels	Middle
Signal	TDMA (Crest factor: 8.0)

SURFACE SAR	VOLUME SAR
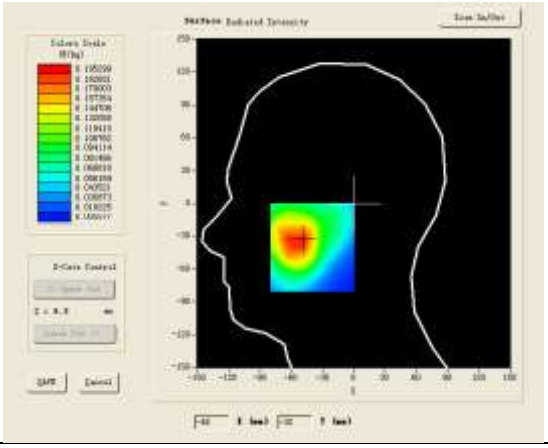	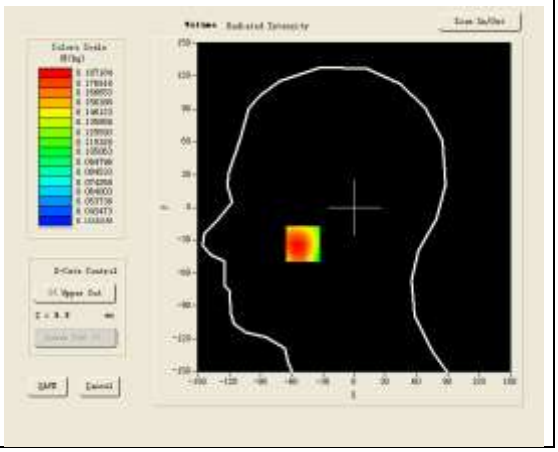

Maximum location: X=-49.00, Y=-33.00

SAR 10g (W/Kg)	0.132702
SAR 1g (W/Kg)	0.187280

Z (mm)	0.00	4.00	9.00	14.00	19.00
SAR (W/Kg)	0.0000	0.1886	0.1394	0.1038	0.0852

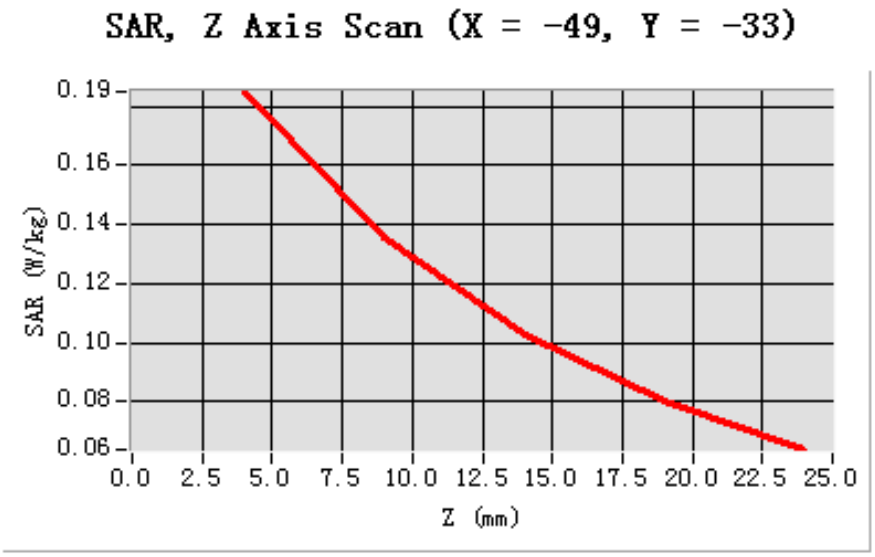

3D screen shot	Hot spot position
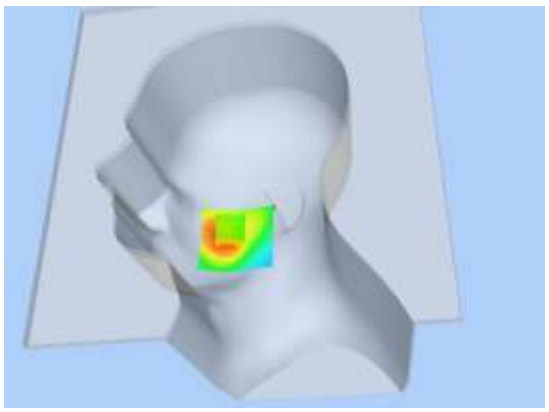	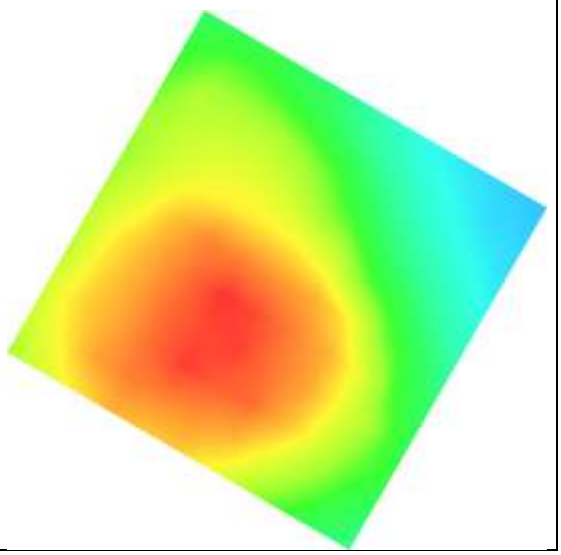

Test Laboratory: AGC Lab **Date: Apr.11,2014**
GSM 835 Mid-Tilt-Left <SIM 1>
DUT: 3G TABLET; Type: Zinq7 3G

Communication System: Generic GSM; Communication System Band: GSM 835; Duty Cycle: 1:8.3; Conv.F=5.27; Frequency: 836.6 MHz; Medium parameters used: f = 835 MHz; σ=0.88 mho/m; εr =42.56 ; ρ= 1000 kg/m³ ;
Phantom section: Left Section
Ambient temperature (℃): 21.0, Liquid temperature(℃): 21.0

SATIMO Configuration:
- Probe: EP159; Calibrated: 01/12/2014
- Sensor-Surface: 4mm (Mechanical Surface Detection)
- Phantom: Flat Phantom; Type: Elliptical Phantom
- Measurement SW: OpenSAR V4_02_01

Configuration/GSM 835 Mid-Tilt-Left/Area Scan (6x8x1): Measurement grid: dx=8mm, dy=8mm
Configuration/GSM 835 Mid-Tilt-Left/Zoom Scan (5x5x7)/Cube 0: Measurement grid: dx=8mm, dy=8mm,dz=5mm;

Area Scan	sam_direct_droit2_surf8mm.txt
ZoomScan	5x5x7,dx=8mm dy=8mm dz=5mm,Very fast
Phantom	Left head
Device Position	Tilt
Band	GSM 835
Channels	Middle
Signal	TDMA (Crest factor: 8.0)

SURFACE SAR	VOLUME SAR
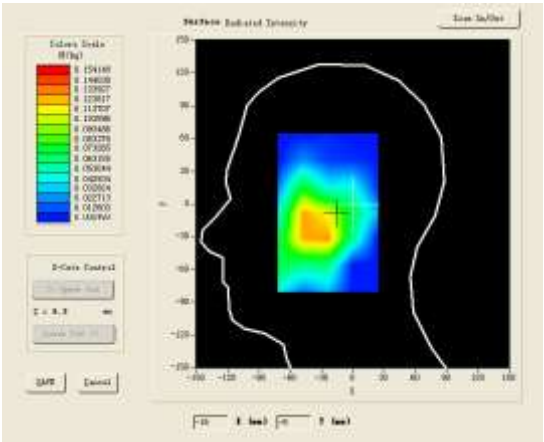	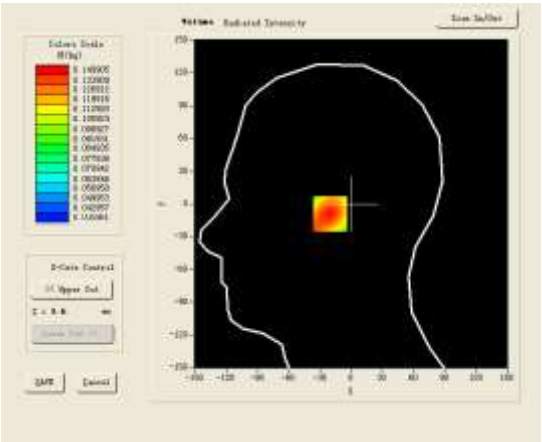

Maximum location: X=-16.00, Y=-9.00

SAR 10g (W/Kg)	0.107298
SAR 1g (W/Kg)	0.135275

Z (mm)	0.00	4.00	9.00	14.00	19.00
SAR (W/Kg)	0.0000	0.1483	0.1139	0.0950	0.0737

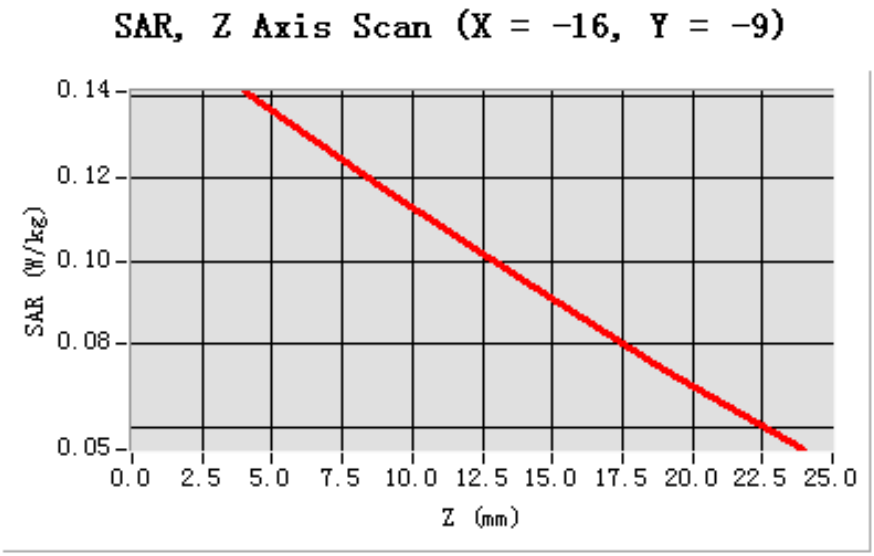

3D screen shot	Hot spot position
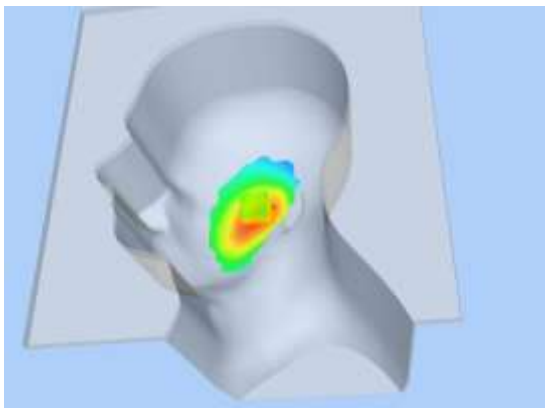	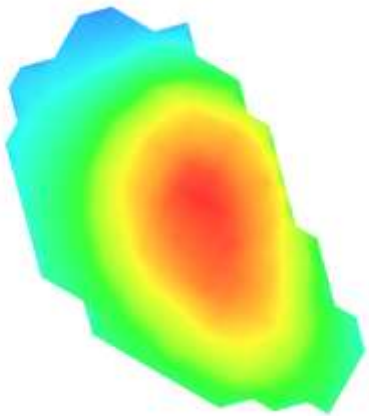

Test Laboratory: AGC Lab **Date: Apr.11,2014**
GSM 835 Mid-Touch-Right <SIM 1>
DUT: 3G TABLET; Type: Zinq7 3G

Communication System: Generic GSM; Communication System Band: GSM 835; Duty Cycle: 1:8.3; Conv.F=5.27; Frequency: 836.6 MHz; Medium parameters used: f = 835 MHz; σ= 0.88 mho/m; εr = 42.56; ρ= 1000 kg/m³ ;
Phantom section: Right Section
Ambient temperature (℃): 21.0, Liquid temperature (℃): 21.0

SATIMO Configuration:
- Probe: EP159; Calibrated: 01/12/2014
- Sensor-Surface: 4mm (Mechanical Surface Detection)
- Phantom: Flat Phantom; Type: Elliptical Phantom
- Measurement SW: OpenSAR V4_02_01

Configuration/GSM 835 Mid-Touch-Right/Area Scan: Measurement grid: dx=8mm, dy=8mm
Configuration/GSM 835 Mid-Touch-Right/Zoom Scan: Measurement grid: dx=8mm, dy=8mm, dz=5mm;

Area Scan	sam_direct_droit2_surf8mm.txt
ZoomScan	5x5x7,dx=8mm dy=8mm dz=5mm,Very fast
Phantom	Right head
Device Position	Cheek
Band	GSM 835
Channels	Middle
Signal	TDMA (Crest factor: 8.0)

SURFACE SAR	VOLUME SAR
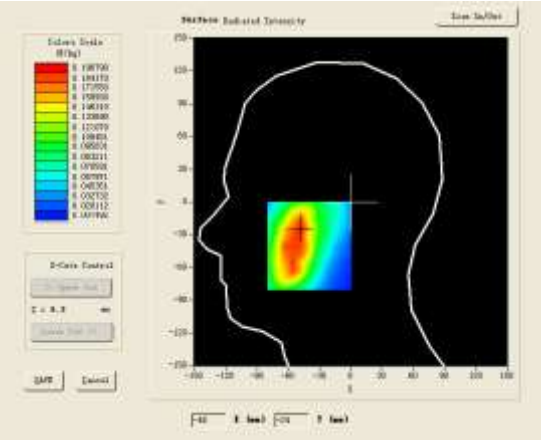	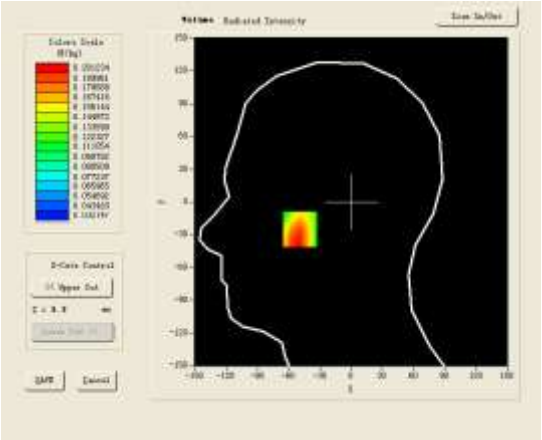

Maximum location: X=-49.00, Y=-25.00

SAR 10g (W/Kg)	0.139346
SAR 1g (W/Kg)	0.195136

Z (mm)	0.00	4.00	9.00	14.00	19.00
SAR (W/Kg)	0.0000	0.1953	0.1353	0.0995	0.0771

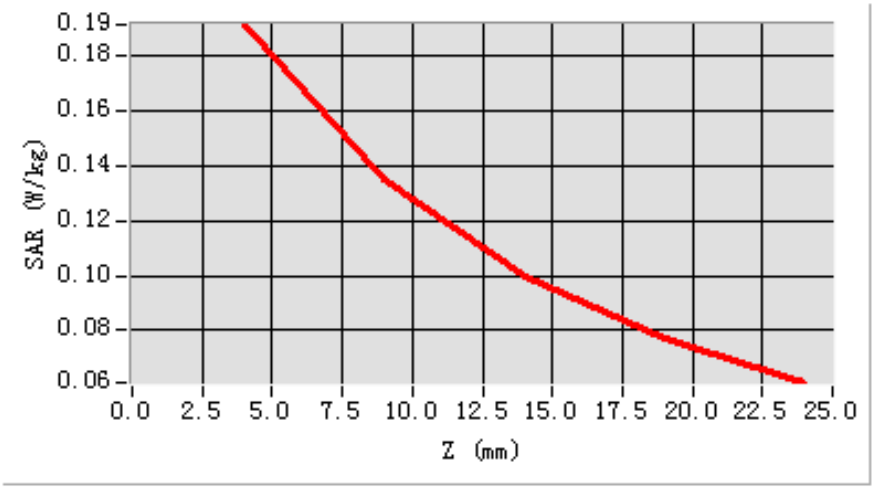

3D screen shot	Hot spot position
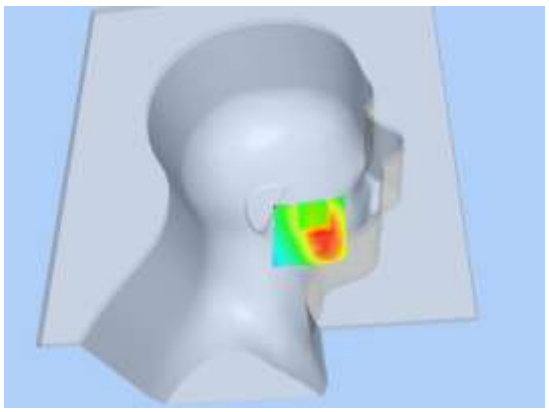	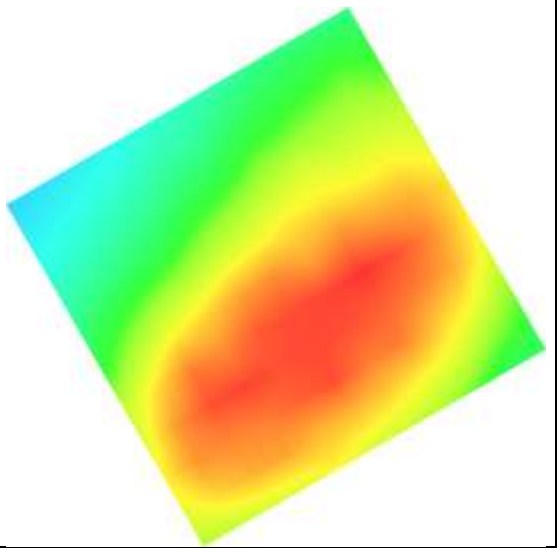

Test Laboratory: AGC Lab **Date: Apr.11,2014**
GSM 835 Mid-Tilt-Right <SIM 1>
DUT: 3G TABLET; Type: Zinq7 3G

Communication System: Generic GSM; Communication System Band: GSM 835; Duty Cycle: 1:8.3; Conv.F=5.27; Frequency: 836.6 MHz; Medium parameters used: f = 835 MHz; σ=0.88 mho/m; εr =42.56 ; ρ= 1000 kg/m³ ;
Phantom section: Right Section
Ambient temperature (℃): 21.0, Liquid temperature (℃): 21.0

SATIMO Configuration:
- Probe: EP159; Calibrated: 01/12/2014
- Sensor-Surface: 4mm (Mechanical Surface Detection)
- Phantom: Flat Phantom; Type: Elliptical Phantom
- Measurement SW: OpenSAR V4_02_01

Configuration/GSM 835 Mid-Tilt-Right/Area Scan: Measurement grid: dx=8mm, dy=8mm
Configuration/GSM 835 Mid-Tilt-Right/Zoom Scan: Measurement grid: dx=8mm, dy=8mm, dz=5mm;

Area Scan	sam_direct_droit2_surf8mm.txt
Zoom Scan	5x5x7,dx=8mm dy=8mm dz=5mm,Very fast
Phantom	Right head
Device Position	Tilt
Band	GSM 835
Channels	Middle
Signal	TDMA (Crest factor: 8.0)

SURFACE SAR	**VOLUME SAR**
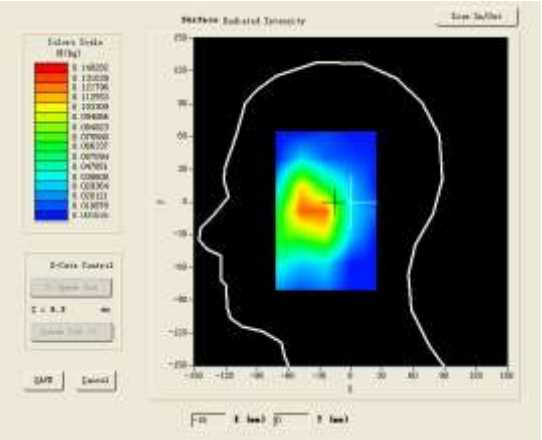	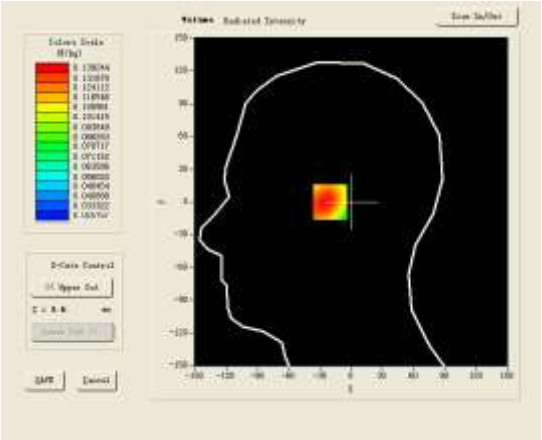

Maximum location: X=-17.00, Y=0.00

SAR 10g (W/Kg)	0.094518
SAR 1g (W/Kg)	0.133057

Z (mm)	0.00	4.00	9.00	14.00	19.00
SAR (W/Kg)	0.0000	0.1392	0.1069	0.0825	0.0640

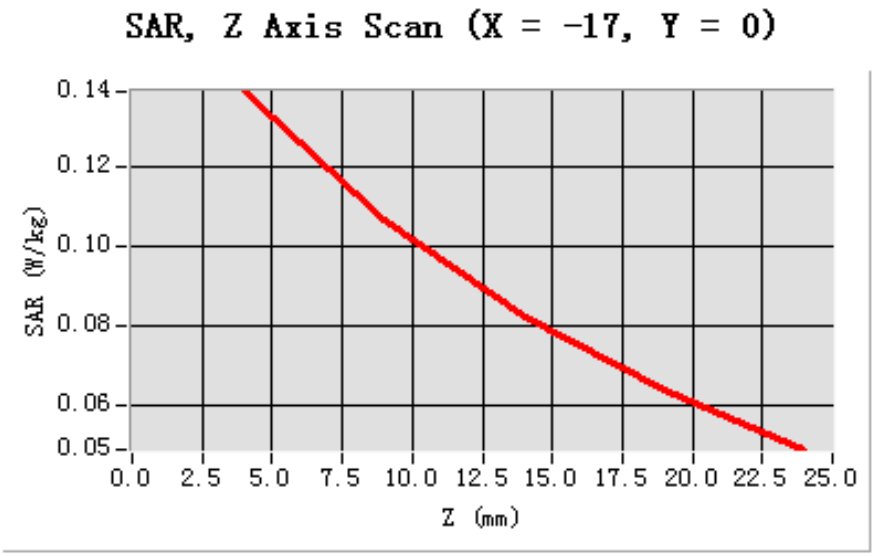

3D screen shot	Hot spot position
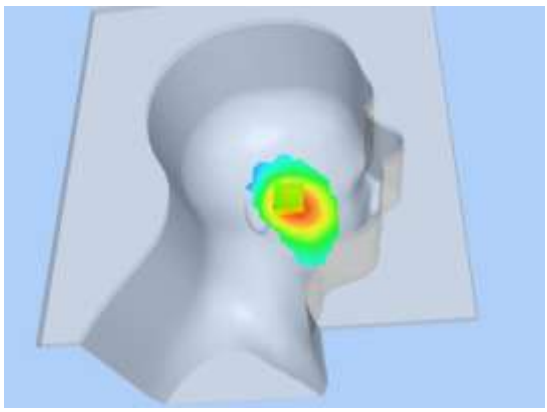	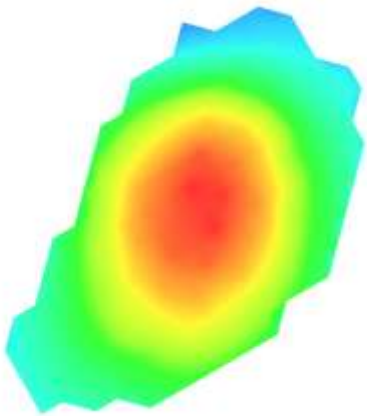

Test Laboratory: AGC Lab **Date: Apr.11,2014**
GSM 835 Mid-Touch-Right <SIM 2>
DUT: 3G TABLET; Type: Zinq7 3G

Communication System: Generic GSM; Communication System Band: GSM 835; Duty Cycle: 1:8.3; Conv.F=5.27
Frequency: 836.6 MHz; Medium parameters used: f = 835 MHz; σ=0.88 mho/m; εr =42.56; ρ= 1000 kg/m³ ;
Phantom section: Right Section
Ambient temperature (℃): 21.0, Liquid temperature (℃): 21.0

SATIMO Configuration:
- Probe: EP159; Calibrated: 01/12/2014
- Sensor-Surface: 4mm (Mechanical Surface Detection)
- Phantom: Flat Phantom; Type: Elliptical Phantom
- Measurement SW: OpenSAR V4_02_01

Configuration/GSM 835 Mid-Touch-Right/Area Scan (6x8x1): Measurement grid: dx=8mm, dy=8mm
Configuration/GSM 835 Mid-Touch-Right/Zoom Scan (5x5x7)/Cube 0: Measurement grid: dx=8mm, dy=8mm, dz=5mm

Area Scan	sam_direct_droit2_surf8mm.txt
ZoomScan	5x5x7,dx=8mm dy=8mm dz=5mm,Very fast
Phantom	Right head
Device Position	Cheek
Band	GSM 835
Channels	Middle
Signal	TDMA (Crest factor: 8.0)

SURFACE SAR	VOLUME SAR
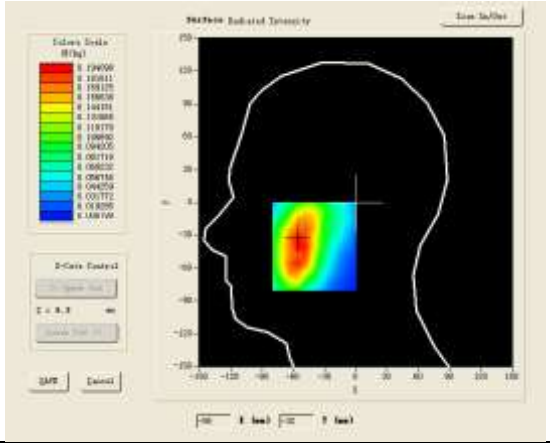	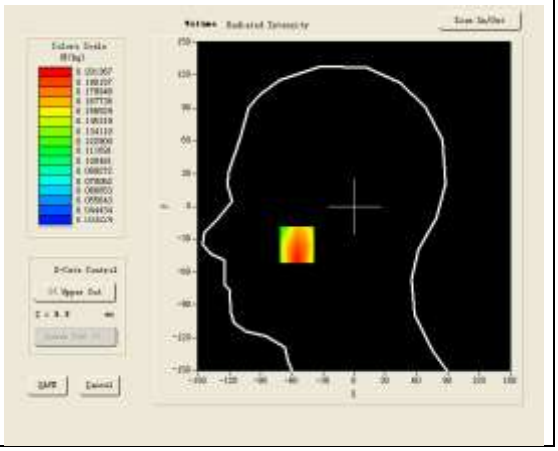

Maximum location: X=-55.00, Y=-35.00

SAR 10g (W/Kg)	0.136478
SAR 1g (W/Kg)	0.190017

Z (mm)	0.00	4.00	9.00	14.00	19.00
SAR (W/Kg)	0.0000	0.1886	0.1475	0.1136	0.0858

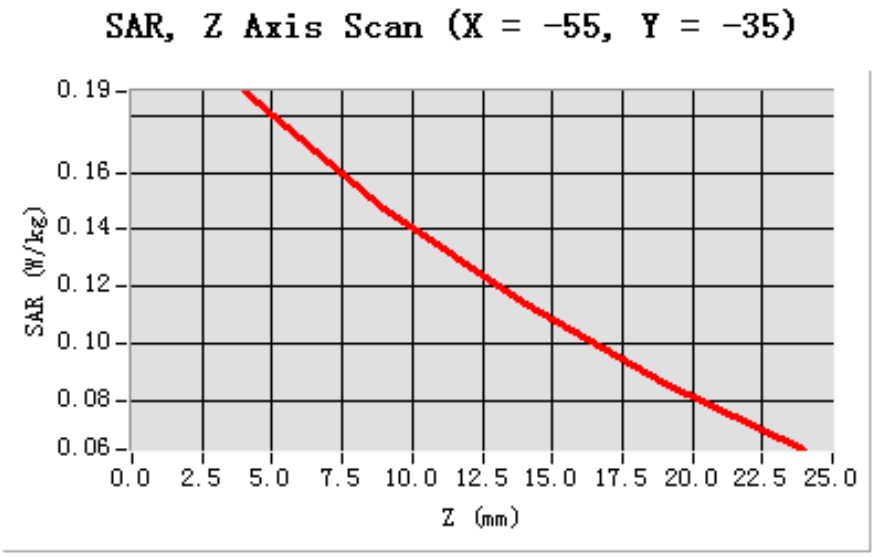

3D screen shot	Hot spot position
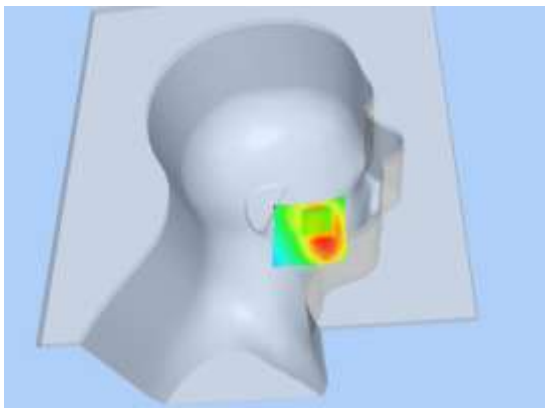	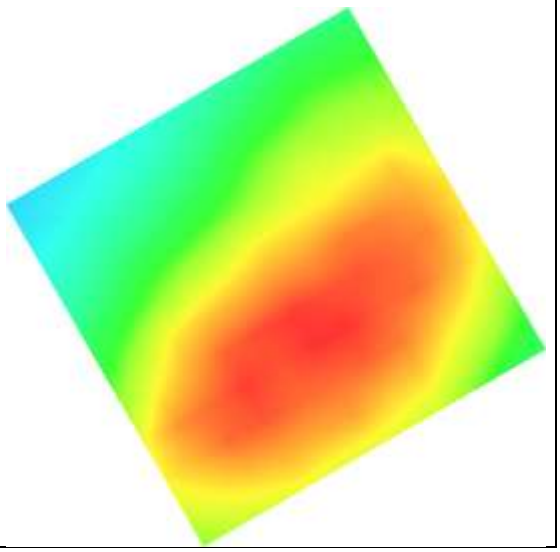

Test Laboratory: AGC Lab **Date: Apr.11,2014**
GSM 835 Mid- Body- Touch<SIM 1>
DUT: 3G TABLET; Type: Zinq7 3G

Communication System: Generic GSM; Communication System Band: GSM 835; Duty Cycle: 1:8.3; Conv.F=5.48; Frequency: 836.6 MHz; Medium parameters used: f = 835 MHz; σ= 0.96mho/m; εr = 54.07; ρ= 1000 kg/m³ ;
Phantom section: Flat Section
Ambient temperature (℃): 21.0, Liquid temperature (℃): 21.0

SATIMO Configuration:
- Probe: EP159; Calibrated: 01/12/2014
- Sensor-Surface: 4mm (Mechanical Surface Detection)
- Phantom: Flat Phantom; Type: Elliptical Phantom
- Measurement SW: OpenSAR V4_02_01

Configuration/GSM 835 Mid-Body-Touch/Area Scan (6x8x1): Measurement grid: dx=8mm, dy=8mm
Configuration/GSM 835 Mid-Body-Touch/Zoom Scan (5x5x7)/Cube 0: Measurement grid: dx=8mm, dy=8mm, dz=5mm;

Area Scan	surf_sam_plan.txt
ZoomScan	5x5x7,dx=8mm dy=8mm dz=5mm,Very fast
Phantom	Validation plane
Device Position	Body Touch
Band	GSM 835
Channels	Middle
Signal	TDMA (Crest factor: 8.0)

SURFACE SAR	VOLUME SAR
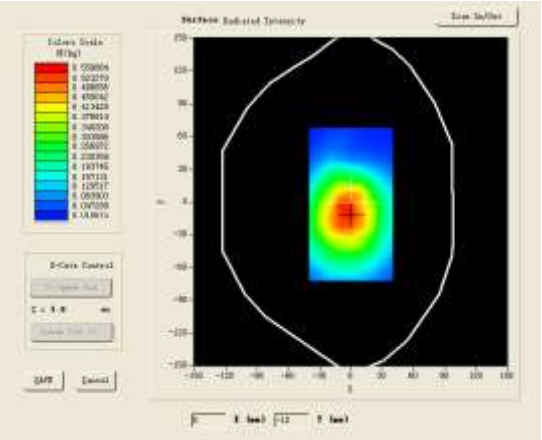	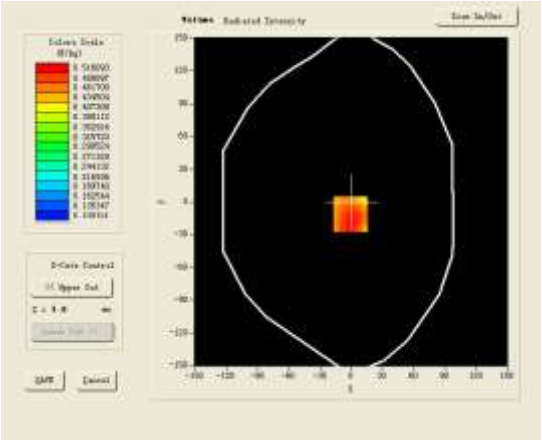

Maximum location: X=-1.00, Y=-11.00

SAR 10g (W/Kg)	0.387259
SAR 1g (W/Kg)	0.534831

Z (mm)	0.00	4.00	9.00	14.00	19.00
SAR (W/Kg)	0.0000	0.5037	0.3852	0.2835	0.2092

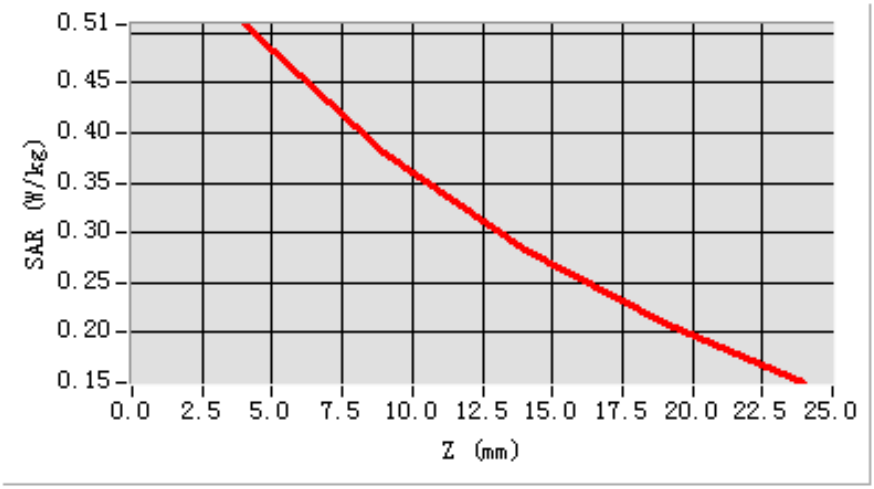

3D screen shot	Hot spot position
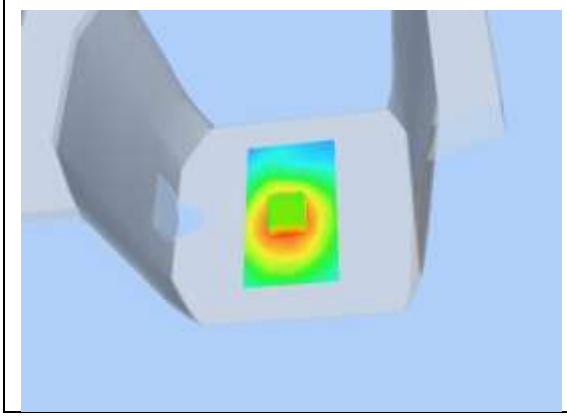	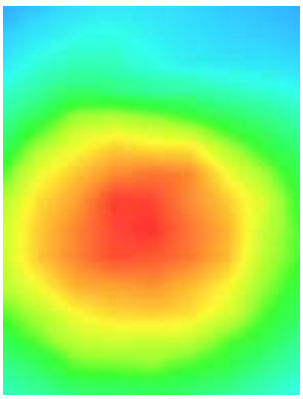

Test Laboratory: AGC Lab **Date: Apr.11,2014**
GSM 835 Mid- Body- Front (MS) <SIM 1>
DUT: 3G TABLET; Type: Zinq7 3G

Communication System: Generic GSM; Communication System Band: GSM 835; Duty Cycle: 1:8.3; Conv.F=5.48; Frequency: 836.6 MHz; Medium parameters used: f = 835 MHz; σ= 0.96mho/m; εr = 54.07; ρ= 1000 kg/m³ ;
Phantom section: Flat Section
Ambient temperature (℃): 21.0, Liquid temperature (℃): 21.0

SATIMO Configuration:
- Probe: EP159; Calibrated: 01/12/2014
- Sensor-Surface: 4mm (Mechanical Surface Detection)
- Phantom: Flat Phantom; Type: Elliptical Phantom
- Measurement SW: OpenSAR V4_02_01

Configuration/GSM 835 Mid-Body- Front /Area Scan (6x8x1): Measurement grid: dx=8mm, dy=8mm
Configuration/GSM 835 Mid-Body- Front Zoom Scan (5x5x7)/Cube 0: Measurement grid: dx=8mm, dy=8mm, dz=5mm;

Area Scan	surf_sam_plan.txt
ZoomScan	5x5x7,dx=8mm dy=8mm dz=5mm,Very fast
Phantom	Validation plane
Device Position	Body Front
Band	GSM 835
Channels	Middle
Signal	TDMA (Crest factor: 8.0)

SURFACE SAR	VOLUME SAR
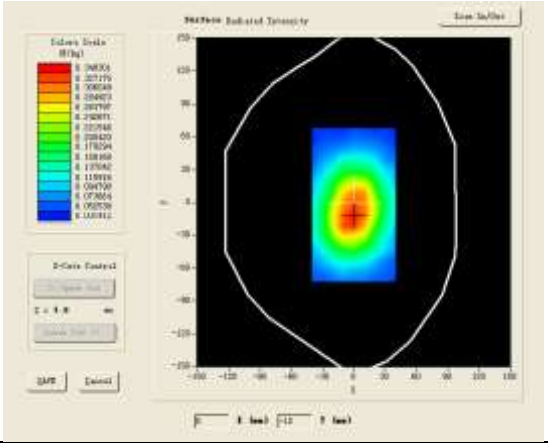	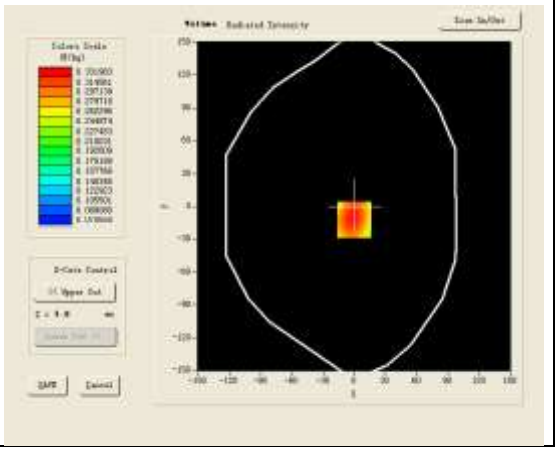

Maximum location: X=0.00, Y=-12.00

SAR 10g (W/Kg)	0.258407
SAR 1g (W/Kg)	0.342744

Z (mm)	0.00	4.00	9.00	14.00	19.00
SAR (W/Kg)	0.0000	0.3338	0.2542	0.1972	0.1428

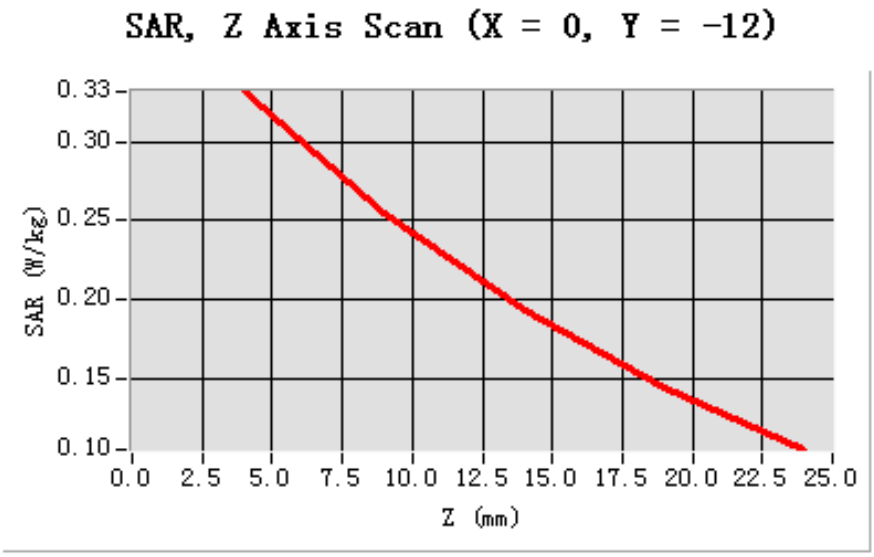

3D screen shot	Hot spot position
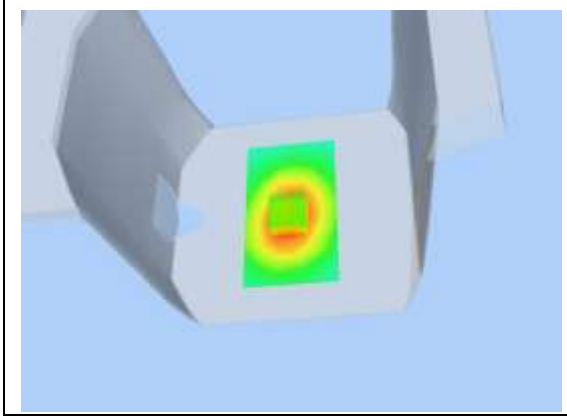	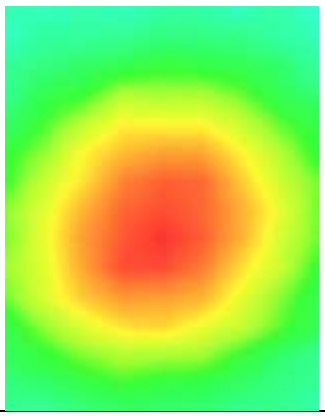

Test Laboratory: AGC Lab **Date: Apr.11,2014**
GSM 835 Mid- Horizontal near antenna
DUT: 3G TABLET; Type: Zinq7 3G

Communication System: Generic GSM; Communication System Band: GSM835; Duty Cycle: 1:4.2; Conv.F=5.48; Frequency: 836.6 MHz; Medium parameters used: f = 835 MHz; σ= 0.96 mho/m; εr = 54.07; ρ= 1000kg/m³ ;
Phantom section: Flat Section
Ambient temperature (℃): 21.0, Liquid temperature (℃): 21.0

SATIMO Configuration:
- Probe: EP159; Calibrated: 01/12/2014
- Sensor-Surface: 4mm (Mechanical Surface Detection)
- Phantom: Flat Phantom; Type: Elliptical Phantom
- Measurement SW: OpenSAR V4_02_01

Configuration/GSM 835 Mid- Horizontal near antenna /Area Scan (6x8x1): Measurement grid: dx=8mm, dy=8mm
Configuration/GSM 835 Mid- Horizontal near antenna /Zoom Scan (5x5x7)/Cube 0: Measurement grid: dx=8mm,dy=8mm, dz=5mm;

Area Scan	surf_sam_plan.txt
ZoomScan	5x5x7,dx=8mm dy=8mm dz=5mm,Very fast
Phantom	Validation plane
Device Position	Horizontal
Band	GSM 835
Channels	Middle
Signal	TDMA (Crest factor: 4.0)

SURFACE SAR	VOLUME SAR
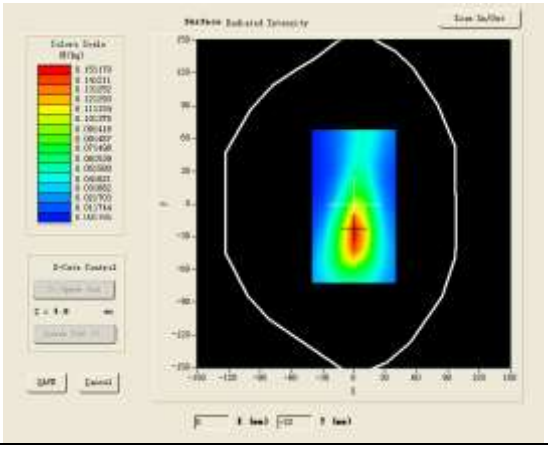	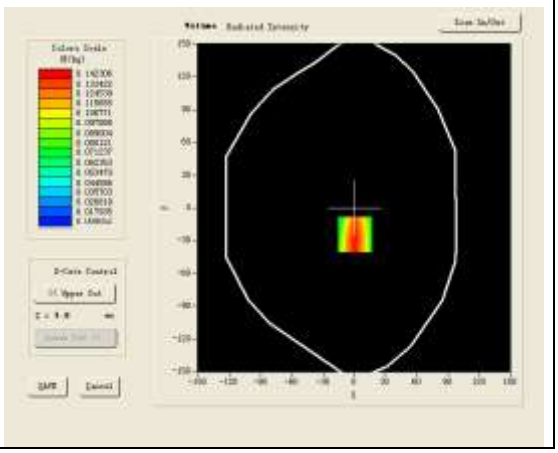

Maximum location: X=1.00, Y=-24.00

SAR 10g (W/Kg)	0.081748
SAR 1g (W/Kg)	0.145237

Z (mm)	0.00	4.00	9.00	14.00	19.00
SAR (W/Kg)	0.0000	0.1466	0.0842	0.0527	0.0395

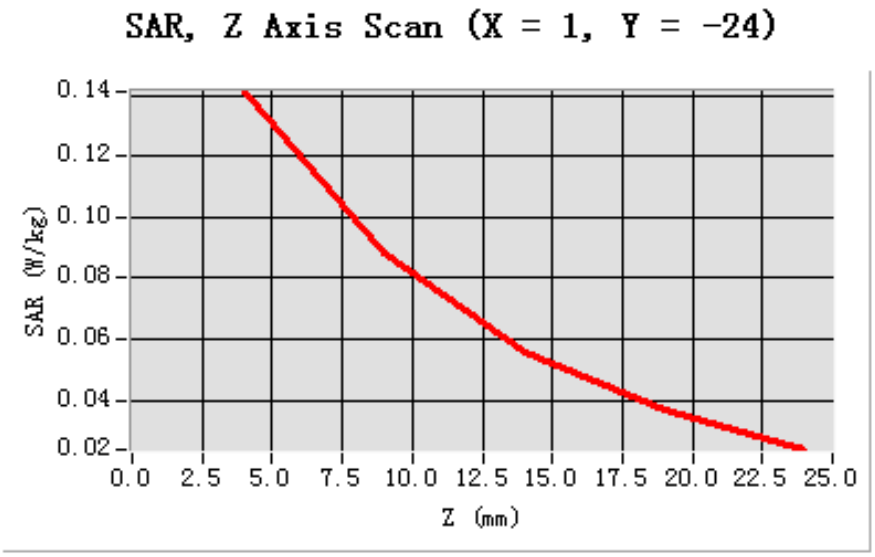

3D screen shot	Hot spot position
	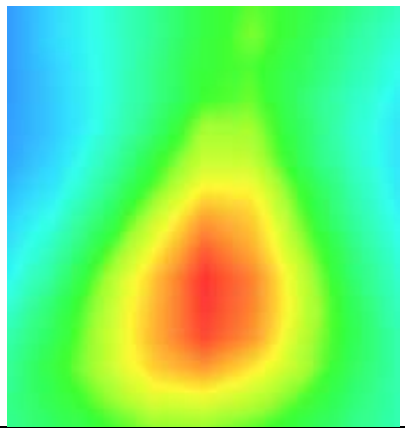

Test Laboratory: AGC Lab **Date: Apr.11,2014**
GSM 835 Mid- Horizontal away from antenna
DUT: 3G TABLET; Type: Zinq7 3G

Communication System: Generic GSM; Communication System Band: GSM 835; Duty Cycle: 1:2.8; Conv.F=5.48; Frequency: 836.6 MHz; Medium parameters used: f = 835 MHz; σ= 0.96 mho/m; εr =54.07; ρ= 1000kg/m³ ;
Phantom section: Flat Section
Ambient temperature (℃): 21.0, Liquid temperature (℃): 21.0

SATIMO Configuration:
- Probe: EP159; Calibrated: 01/12/2014
- Sensor-Surface: 4mm (Mechanical Surface Detection)
- Phantom: Flat Phantom; Type: Elliptical Phantom
- Measurement SW: OpenSAR V4_02_01

Configuration/GSM 835 Mid-Horizontal away from antenna/Area Scan (6x8x1): Measurement grid: dx=8mm, dy=8mm
Configuration/GSM 835 Mid-Horizontal away from antenna/Zoom Scan (5x5x7)/Cube 0: Measurement grid: dx=8mm,dy=8mm, dz=5mm;

Area Scan	surf_sam_plan.txt
ZoomScan	5x5x7,dx=8mm dy=8mm dz=5mm,Very fast
Phantom	Validation plane
Device Position	Horizontal
Band	GSM 835
Channels	Middle
Signal	TDMA (Crest factor:2.7)

SURFACE SAR	VOLUME SAR
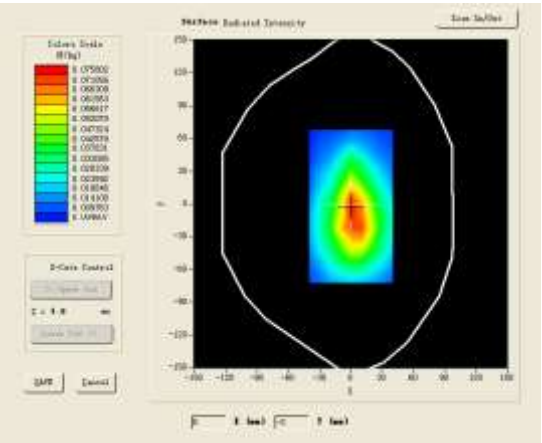	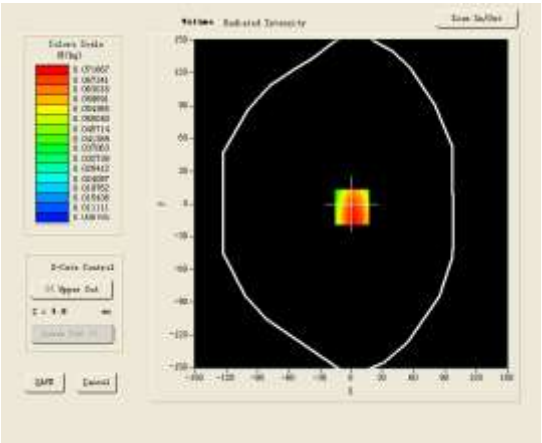

Maximum location: X=1.00, Y=-3.00

SAR 10g (W/Kg)	0.045548
SAR 1g (W/Kg)	0.076143

Z (mm)	0.00	4.00	9.00	14.00	19.00
SAR (W/Kg)	0.0000	0.0735	0.0442	0.0359	0.0247

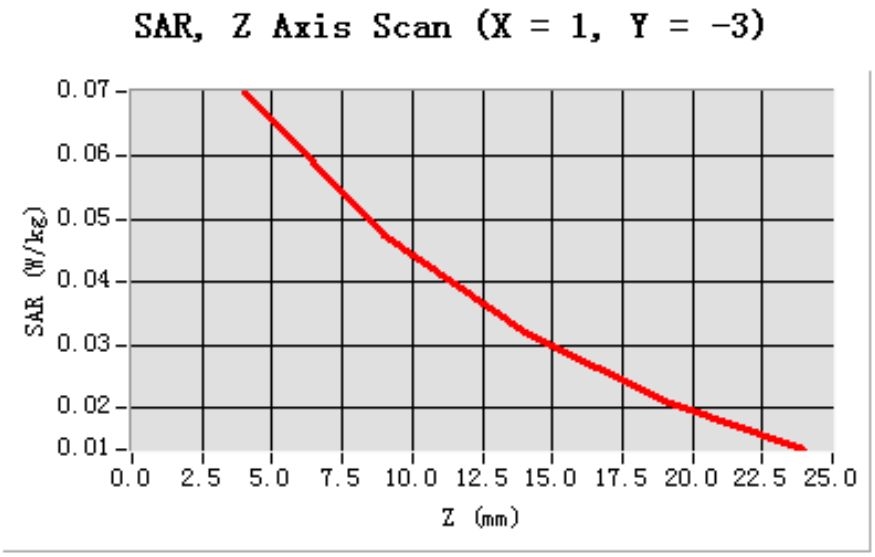

3D screen shot	Hot spot position
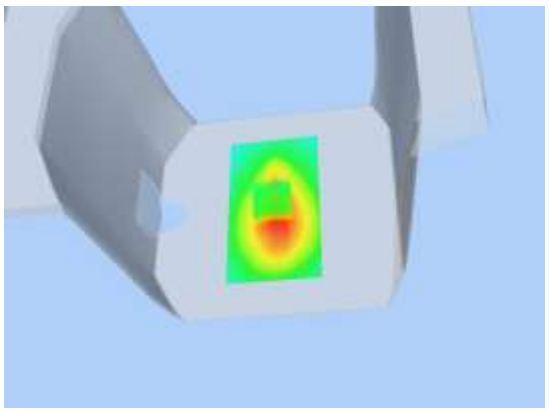	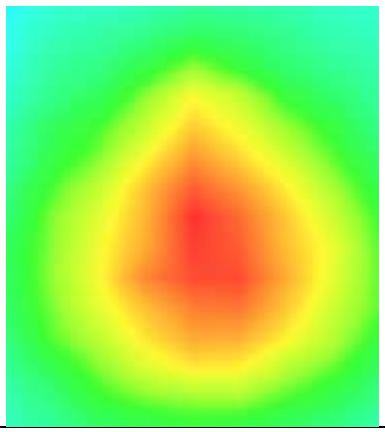

Test Laboratory: AGC Lab **Date: Apr.11,2014**
GSM 835 Mid-Vertical near antenna
DUT: 3G TABLET; Type: Zinq7 3G

Communication System: Generic GSM; Communication System Band: GSM 835; Duty Cycle: 1:2.1; Conv.F=5.48; Frequency: 836.6 MHz; Medium parameters used: f = 835 MHz; σ= 0.96 mho/m; εr = 54.07; ρ= 1000kg/m³ ;
Phantom section: Flat Section
Ambient temperature (℃): 21.0, Liquid temperature (℃): 21.0

SATIMO Configuration:
- Probe: EP159; Calibrated: 01/12/2014
- Sensor-Surface: 4mm (Mechanical Surface Detection)
- Phantom: Flat Phantom; Type: Elliptical Phantom
- Measurement SW: OpenSAR V4_02_01

Configuration/GSM 835 Mid-Vertical near antenna /Area Scan: Measurement grid: dx=8mm, dy=8mm
Configuration/GSM 835 Mid-Vertical near antenna /Zoom Scan: Measurement grid: dx=8mm, dy=8mm, dz=5mm;

Area Scan	surf_sam_plan.txt
ZoomScan	5x5x7,dx=8mm dy=8mm dz=5mm,Very fast
Phantom	Validation plane
Device Position	Vertical
Band	GSM 835
Channels	Middle
Signal	TDMA (Crest factor: 2.0)

SURFACE SAR	**VOLUME SAR**
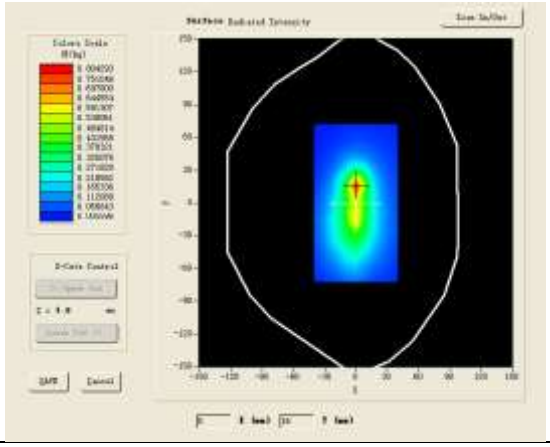	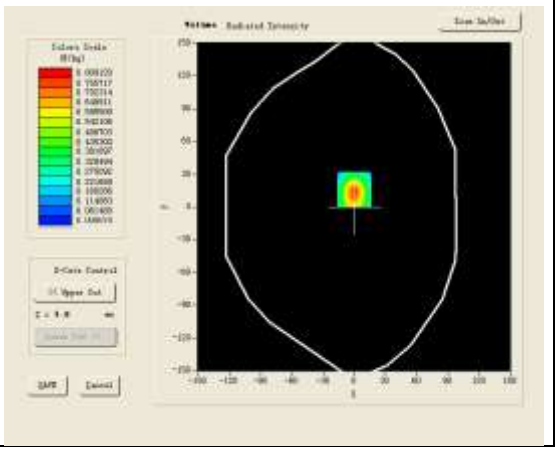

Maximum location: X=0.00, Y=16.00

SAR 10g (W/Kg)	0.357285
SAR 1g (W/Kg)	0.764396

Z (mm)	0.00	4.00	9.00	14.00	19.00
SAR (W/Kg)	0.0000	0.8038	0.3662	0.1670	0.0942

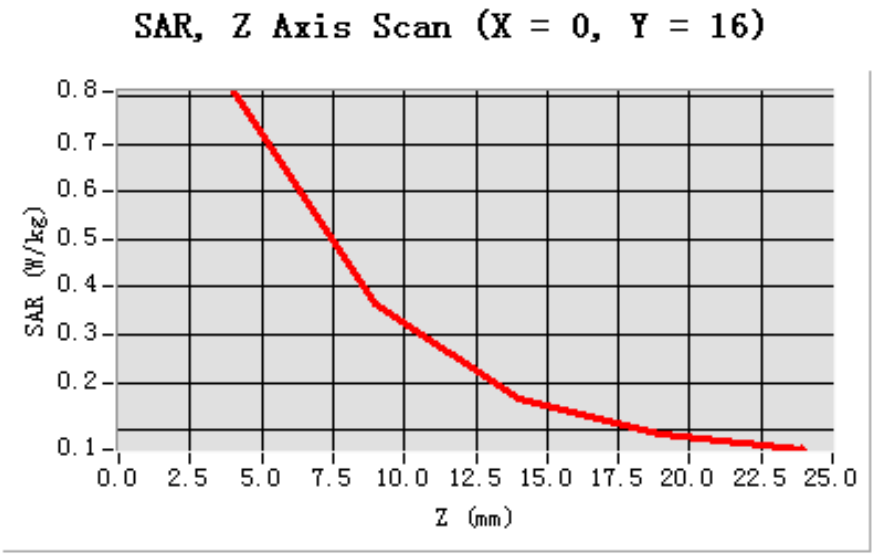

3D screen shot	Hot spot position
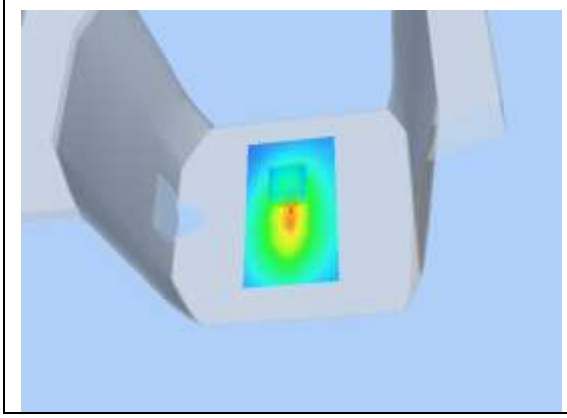	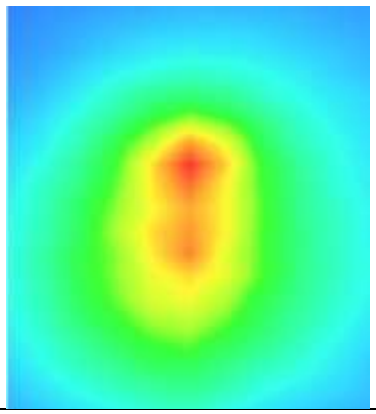

Test Laboratory: AGC Lab **Date: Apr.11,2014**
GSM 835 Mid-Vertical away from antenna
DUT: 3G TABLET; Type: Zinq7 3G

Communication System: Generic GSM; Communication System Band: GSM 835; Duty Cycle: 1:8.3; Conv.F=5.48; Frequency: 836.6 MHz; Medium parameters used: f = 835 MHz; σ= 0.96mho/m; εr = 54.07; ρ= 1000 kg/m³ ;
Phantom section: Flat Section
Ambient temperature (℃): 21.0, Liquid temperature (℃): 21.0

SATIMO Configuration:
- Probe: EP159; Calibrated: 01/12/2014
- Sensor-Surface: 4mm (Mechanical Surface Detection)
- Phantom: Flat Phantom; Type: Elliptical Phantom
- Measurement SW: OpenSAR V4_02_01

Configuration/GSM 835 Mid-Vertical away from antenna /Area Scan (6x8x1): Measurement grid: dx=8mm, dy=8mm
Configuration/GSM 835 Mid-Vertical away from antenna /Zoom Scan (5x5x7)/Cube 0: Measurement grid: dx=8mm,dy=8mm, dz=5mm;

Area Scan	surf_sam_plan.txt
ZoomScan	5x5x7,dx=8mm dy=8mm dz=5mm,Very fast
Phantom	Validation plane
Device Position	Vertical
Band	GSM 835
Channels	Middle
Signal	TDMA (Crest factor: 8.0)

SURFACE SAR	VOLUME SAR
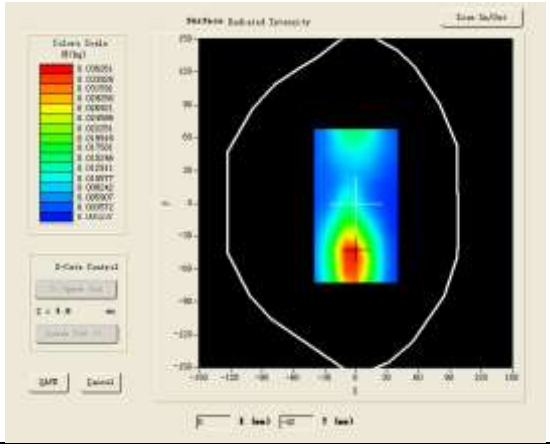	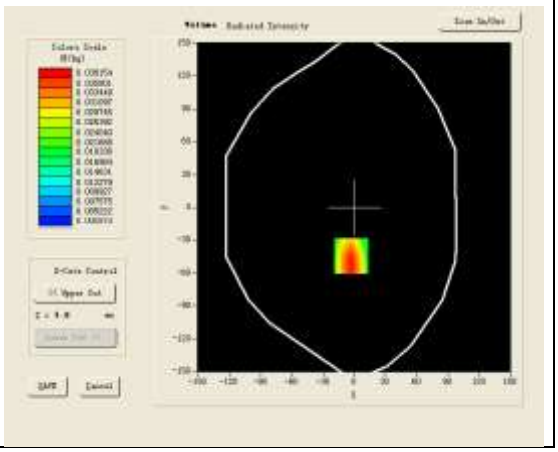

Maximum location: X=-3.00, Y=-44.00

SAR 10g (W/Kg)	0.024241
SAR 1g (W/Kg)	0.033873

Z (mm)	0.00	4.00	9.00	14.00	19.00
SAR (W/Kg)	0.0000	0.0372	0.0238	0.0141	0.0069

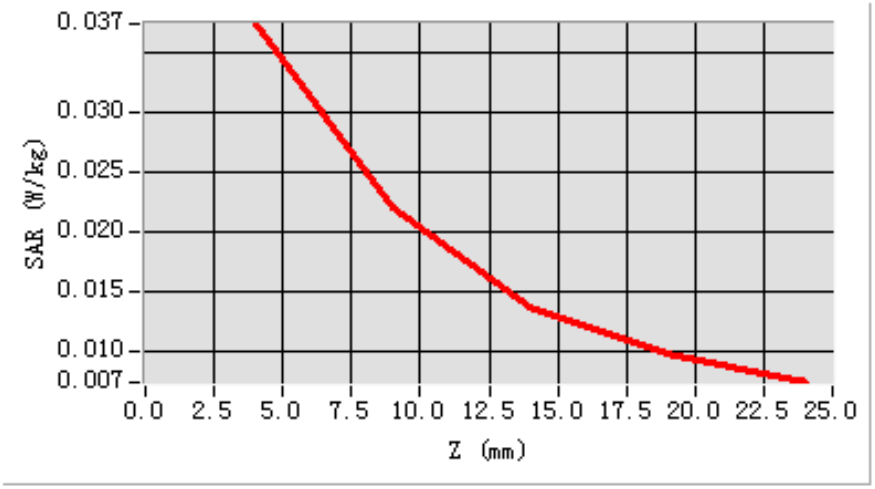

3D screen shot	Hot spot position
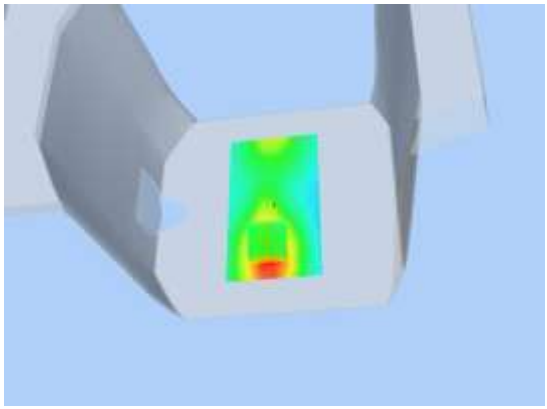	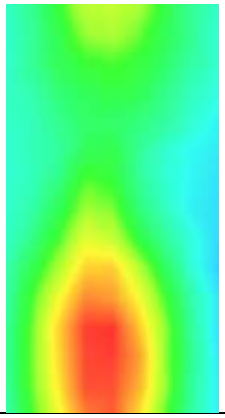

Test Laboratory: AGC Lab **Date: Apr.11,2014**
PCS 1900 Mid-Touch-Left <SIM 1>
DUT: 3G TABLET; Type: Zinq7 3G

Communication System: Generic GSM; Communication System Band: PCS 1900; Duty Cycle: 1:8.3; Conv.F=4.51; Frequency: 1880 MHz; Medium parameters used: f = 1900 MHz; σ= 1.43 mho/m; εr =39.12; ρ= 1000 kg/m³ ;
Phantom section: Left Section
Ambient temperature (℃): 21.0, Liquid temperature (℃): 21.0

SATIMO Configuration:
- Probe: EP159; Calibrated: 01/12/2014
- Sensor-Surface: 4mm (Mechanical Surface Detection)
- Phantom: Flat Phantom; Type: Elliptical Phantom
- Measurement SW: OpenSAR V4_02_01

Configuration/PCS1900 Mid-Touch-Left/Area Scan: Measurement grid: dx=8mm, dy=8mm
Configuration/PCS1900 Mid-Touch-Left/Zoom Scan: Measurement grid: dx=8mm,dy=8mm, dz=5mm;

Area Scan	sam_direct_droit2_surf8mm.txt
ZoomScan	5x5x7,dx=8mm dy=8mm dz=5mm,Very fast
Phantom	Left head
Device Position	Cheek
Band	PCS 1900
Channels	Middle
Signal	TDMA (Crest factor: 8.0)

SURFACE SAR	VOLUME SAR
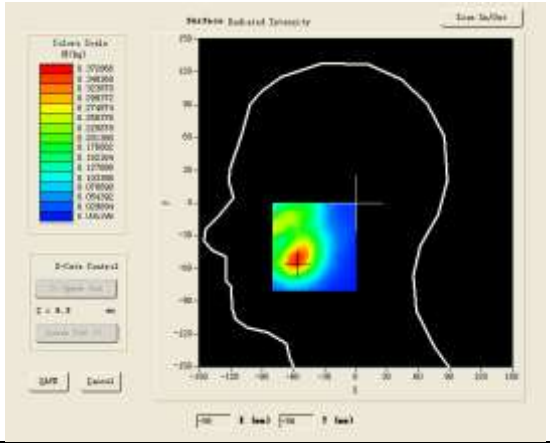	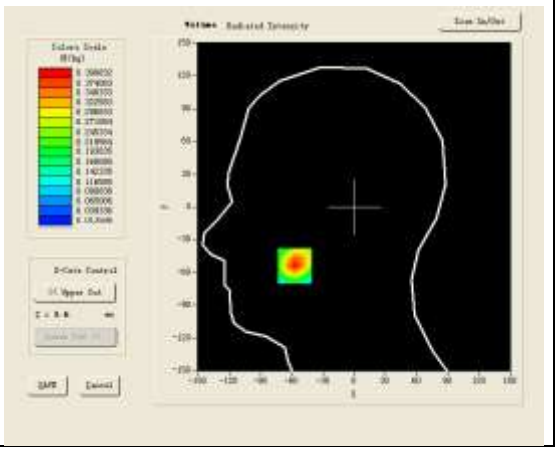

Maximum location: X=-57.00, Y=-54.00

SAR 10g (W/Kg)	0.218359
SAR 1g (W/Kg)	0.374937

Z (mm)	0.00	4.00	9.00	14.00	19.00
SAR (W/Kg)	0.0000	0.3937	0.2353	0.1460	0.0941

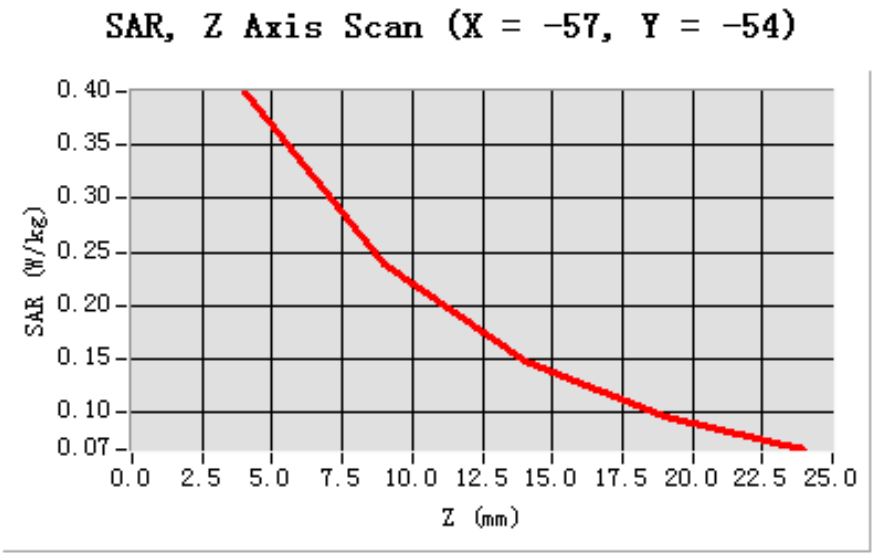

3D screen shot	Hot spot position
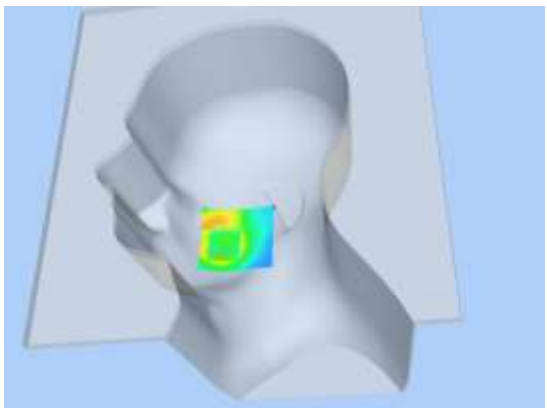	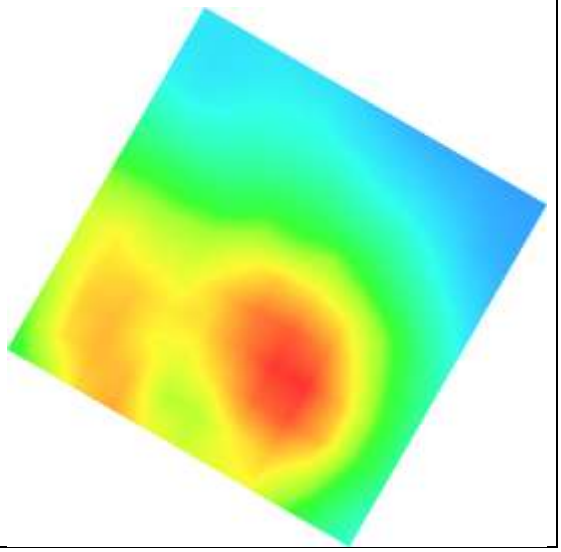

Test Laboratory: AGC Lab **Date: Apr.11,2014**
PCS 1900 Mid-Tilt-Left <SIM 1>
DUT: 3G TABLET; Type: Zinq7 3G

Communication System: Generic GSM; Communication System Band: PCS 1900; Duty Cycle: 1:8.3; Conv.F=4.51; Frequency: 1880 MHz; Medium parameters used: f = 1900 MHz; σ= 1.43 mho/m; εr =39.12; ρ= 1000 kg/m³ ;
Phantom section: Left Section
Ambient temperature (℃): 21.0, Liquid temperature (℃): 21.0

SATIMO Configuration:
- Probe: EP159; Calibrated: 01/12/2014
- Sensor-Surface: 4mm (Mechanical Surface Detection)
- Phantom: Flat Phantom; Type: Elliptical Phantom
- Measurement SW: OpenSAR V4_02_01

Configuration/PCS1900 Mid-Tilt-Left/Area Scan: Measurement grid: dx=8mm, dy=8mm
Configuration/PCS1900 Mid-Tilt-Left/Zoom Scan: Measurement grid: dx=8mm,dy=8mm,dz=5mm;

Area Scan	sam_direct_droit2_surf8mm.txt
ZoomScan	5x5x7,dx=8mm dy=8mm dz=5mm,Very fast
Phantom	Left head
Device Position	Tilt
Band	PCS 1900
Channels	Middle
Signal	TDMA (Crest factor: 8.0)

SURFACE SAR	**VOLUME SAR**
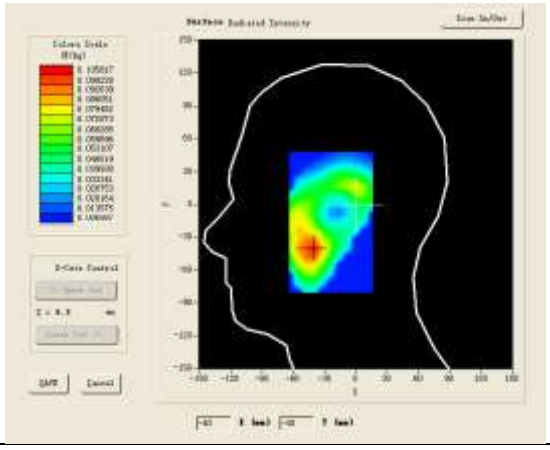	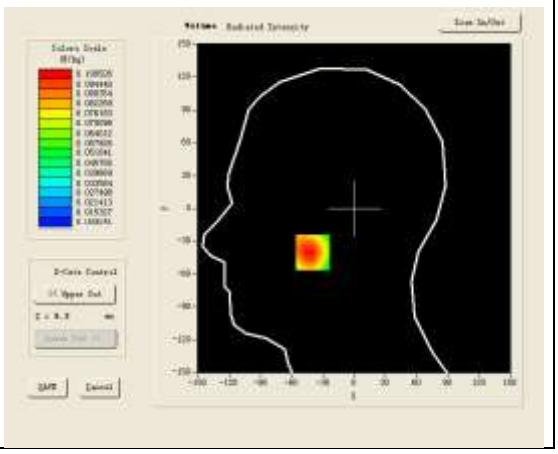

Maximum location: X=-40.00, Y=-40.00

SAR 10g (W/Kg)	0.067258
SAR 1g (W/Kg)	0.097084

Z (mm)	0.00	4.00	9.00	14.00	19.00
SAR (W/Kg)	0.0000	0.1005	0.0689	0.0472	0.0325

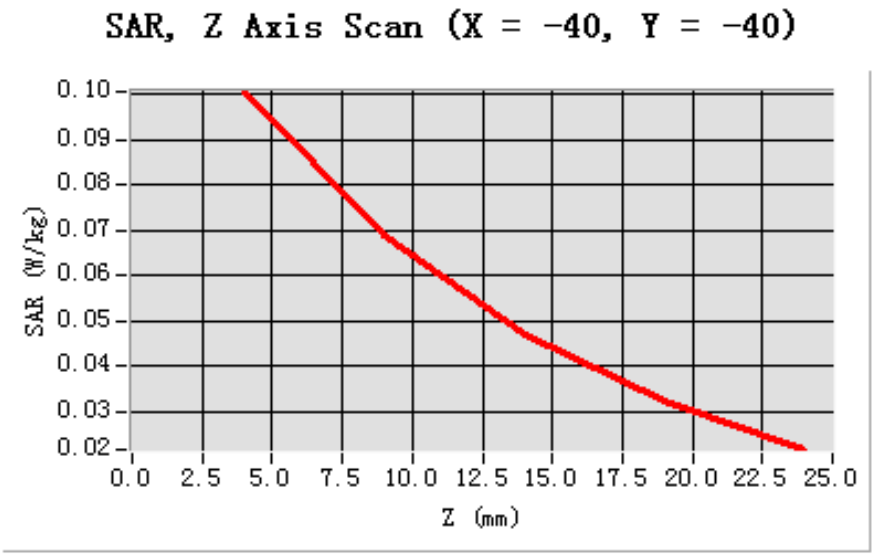

3D screen shot	Hot spot position
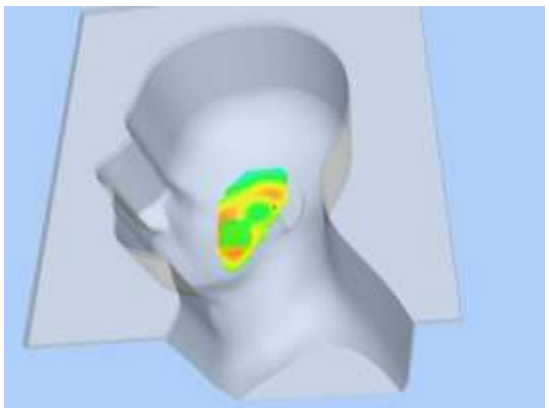	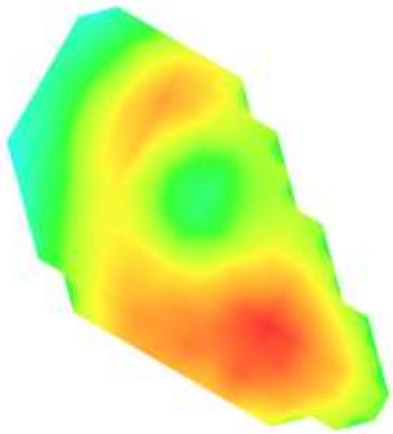

Test Laboratory: AGC Lab **Date: Apr.11,2014**
PCS 1900 Mid-Touch-Right <SIM 1>
DUT: 3G TABLET; Type: Zinq7 3G

Communication System: Generic GSM; Communication System Band: PCS 1900; Duty Cycle: 1:8.3; Conv.F=4.51; Frequency: 1880 MHz; Medium parameters used: f = 1900 MHz; σ= 1.43 mho/m; εr =39.12; ρ= 1000 kg/m³ ;
Phantom section: Right Section
Ambient temperature (℃): 21.0, Liquid temperature (℃): 21.0

SATIMO Configuration:
- Probe: EP159; Calibrated: 01/12/2014
- Sensor-Surface: 4mm (Mechanical Surface Detection)
- Phantom: Flat Phantom; Type: Elliptical Phantom
- Measurement SW: OpenSAR V4_02_01

Configuration/PCS1900 Mid-Touch-Right/Area Scan: Measurement grid: dx=8mm, dy=8mm
Configuration/PCS1900 Mid-Touch-Right/Zoom Scan: Measurement grid: dx=8mm,dy=8mm, dz=5mm;

Area Scan	sam_direct_droit2_surf8mm.txt
ZoomScan	5x5x7,dx=8mm dy=8mm dz=5mm,Very fast
Phantom	Right head
Device Position	Cheek
Band	PCS 1900
Channels	Middle
Signal	TDMA (Crest factor: 8.0)

SURFACE SAR	VOLUME SAR
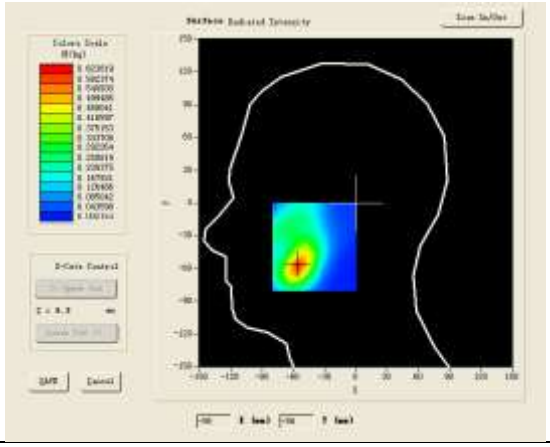	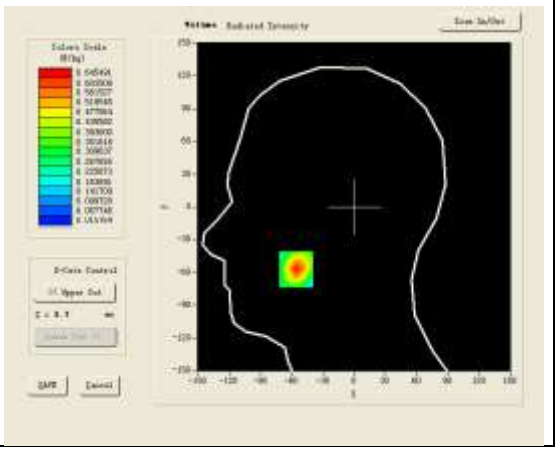

Maximum location: X=-56.00, Y=-57.00

SAR 10g (W/Kg)	0.322741
SAR 1g (W/Kg)	0.599841

Z (mm)	0.00	4.00	9.00	14.00	19.00
SAR (W/Kg)	0.0000	0.6455	0.3644	0.2121	0.1339

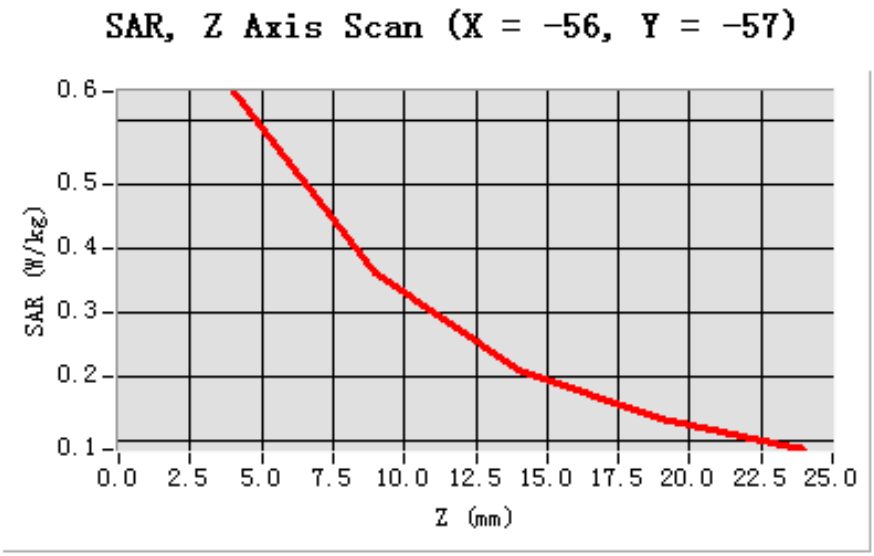

3D screen shot	Hot spot position
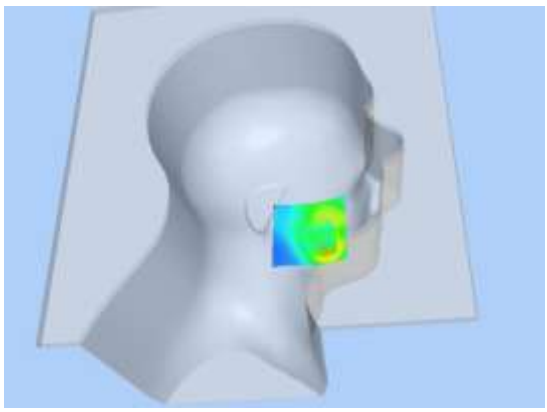	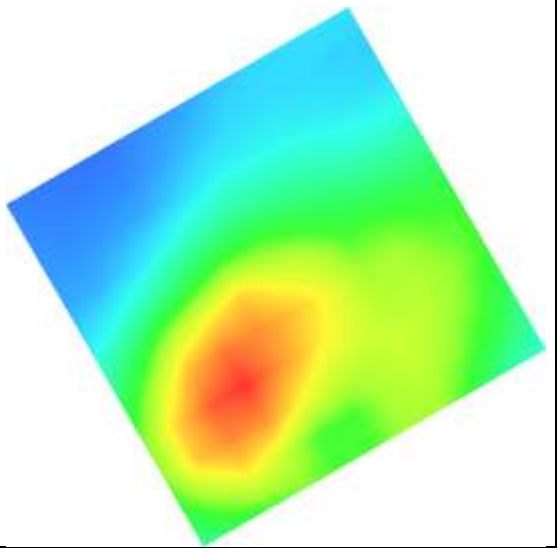

Test Laboratory: AGC Lab **Date: Apr.11,2014**
PCS 1900 Mid-Tilt-Right <SIM 1>
DUT: 3G TABLET; Type: Zinq7 3G

Communication System: Generic GSM; Communication System Band: PCS 1900; Duty Cycle: 1:8.3; Conv.F=4.51; Frequency: 1880 MHz; Medium parameters used: f = 1900 MHz; σ= 1.43 mho/m; εr =39.12; ρ= 1000 kg/m³ ;
Phantom section: Right Section
Ambient temperature (℃): 21.0, Liquid temperature (℃): 21.0

SATIMO Configuration:
- Probe: EP159; Calibrated: 01/12/2014
- Sensor-Surface: 4mm (Mechanical Surface Detection)
- Phantom: Flat Phantom; Type: Elliptical Phantom
- Measurement SW: OpenSAR V4_02_01

Configuration/PCS1900 Mid-Tilt-Right/Area Scan: Measurement grid: dx=8mm, dy=8mm
Configuration/PCS1900 Mid-Tilt-Right/Zoom Scan: Measurement grid: dx=8mm,dy=8mm, dz=5mm;

Area Scan	sam_direct_droit2_surf8mm.txt
ZoomScan	5x5x7,dx=8mm dy=8mm dz=5mm,Very fast
Phantom	Right head
Device Position	Tilt
Band	PCS 1900
Channels	Middle
Signal	TDMA (Crest factor: 8.0)

SURFACE SAR	**VOLUME SAR**
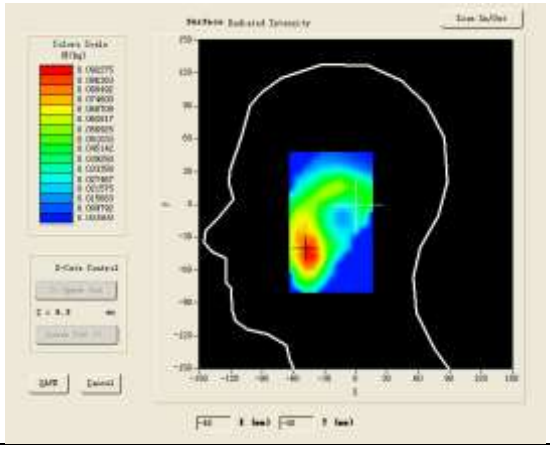	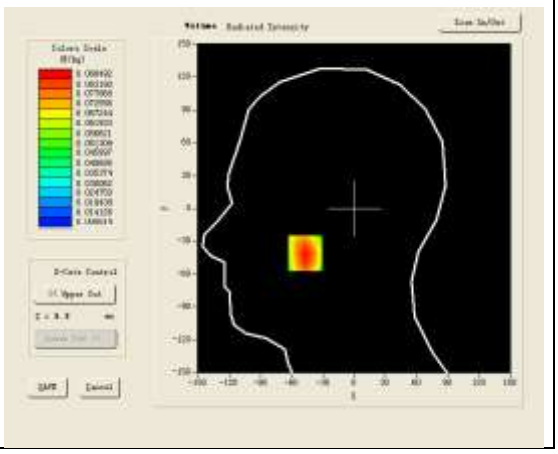

Maximum location: X=-47.00, Y=-41.00

SAR 10g (W/Kg)	0.053608
SAR 1g (W/Kg)	0.083987

Z (mm)	0.00	4.00	9.00	14.00	19.00
SAR (W/Kg)	0.0000	0.0885	0.0614	0.0414	0.0267

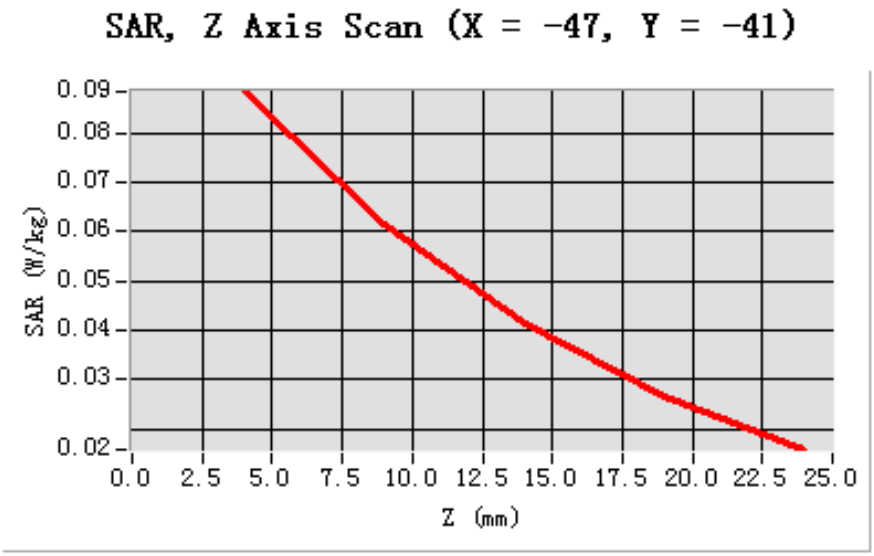

3D screen shot	Hot spot position
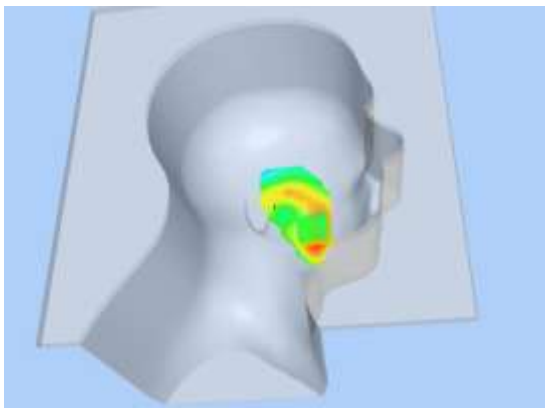	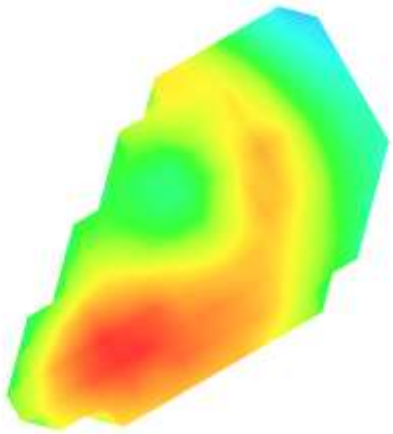

Test Laboratory: AGC Lab **Date: Apr.11,2014**
PCS 1900 Mid-Touch-Right <SIM 2>
DUT: 3G TABLET; Type: Zinq7 3G

Communication System: Generic GSM; Communication System Band: PCS 1900; Duty Cycle: 1:8.3; Conv.F=4.51; Frequency: 1880 MHz; Medium parameters used: f = 1900 MHz; σ= 1.43 mho/m; εr =39.12; ρ= 1000 kg/m³ ;
Phantom section: Right Section
Ambient temperature (℃): 21.0, Liquid temperature (℃): 21.0

SATIMO Configuration:
- Probe: EP159; Calibrated: 01/12/2014
- Sensor-Surface: 4mm (Mechanical Surface Detection)
- Phantom: Flat Phantom; Type: Elliptical Phantom
- Measurement SW: OpenSAR V4_02_01

Configuration/PCS1900 Mid-Touch-Right/Area Scan: Measurement grid: dx=8mm, dy=8mm
Configuration/PCS1900 Mid-Touch-Right/Zoom Scan: Measurement grid: dx=8mm,dy=8mm, dz=5mm;

Area Scan	sam_direct_droit2_surf8mm.txt
ZoomScan	5x5x7,dx=8mm dy=8mm dz=5mm,Very fast
Phantom	Right head
Device Position	Cheek
Band	PCS 1900
Channels	Middle
Signal	TDMA (Crest factor: 8.0)

SURFACE SAR	VOLUME SAR
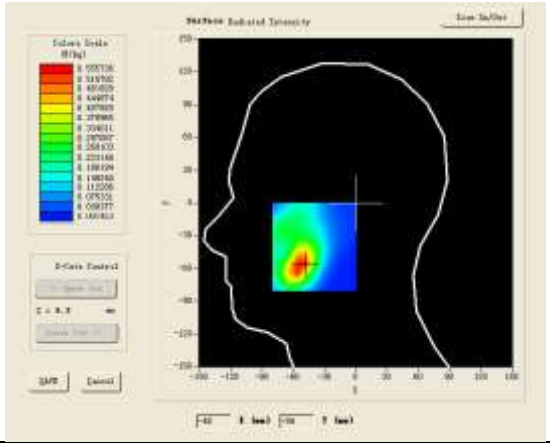	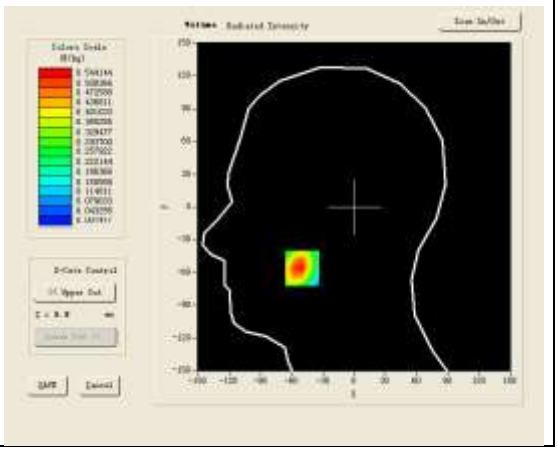

Maximum location: X=-50.00, Y=-56.00

SAR 10g (W/Kg)	0.286057
SAR 1g (W/Kg)	0.519112

Z (mm)	0.00	4.00	9.00	14.00	19.00
SAR (W/Kg)	0.0000	0.5441	0.3196	0.1911	0.1202

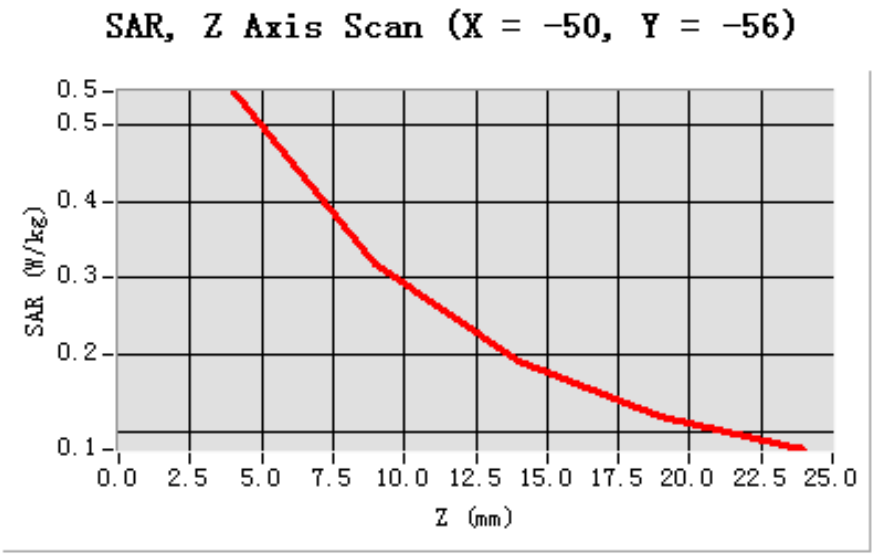

3D screen shot	Hot spot position
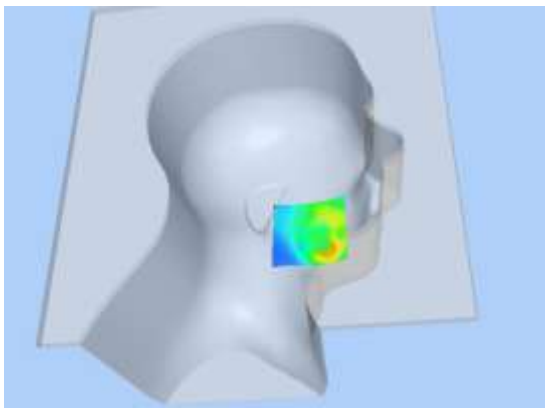	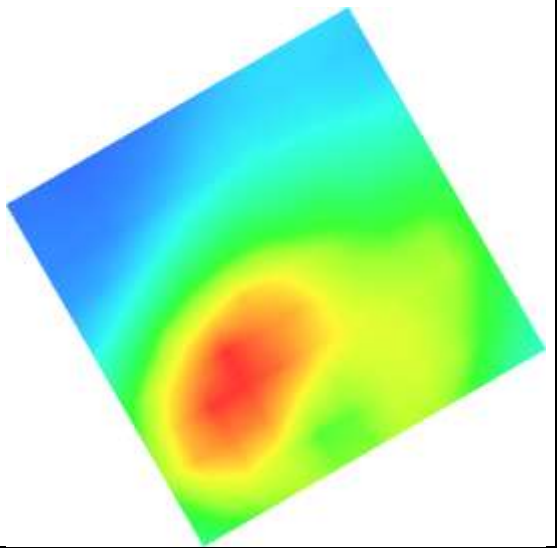

Test Laboratory: AGC Lab **Date: Apr.11,2014**
PCS 1900 Mid-Body- Touch <SIM 1>
DUT: 3G TABLET; Type: Zinq7 3G

Communication System: Generic GSM; Communication System Band: PCS 1900; Duty Cycle: 1:8.3; Conv.F=4.45; Frequency: 1880 MHz; Medium parameters used: f = 1900 MHz; σ= 1.50 mho/m; εr =54.32; ρ= 1000 kg/m³ ;
Phantom section: Flat Section
Ambient temperature (℃): 21.0, Liquid temperature (℃): 21.0

SATIMO Configuration:
- Probe: EP159; Calibrated: 01/12/2014
- Sensor-Surface: 4mm (Mechanical Surface Detection)
- Phantom: Flat Phantom; Type: Elliptical Phantom
- Measurement SW: OpenSAR V4_02_01

Configuration/PCS1900 Mid-Body-Touch/Area Scan: Measurement grid: dx=8mm, dy=8mm
Configuration/PCS1900 Mid-Body-Touch/Zoom Scan: Measurement grid: dx=8mm,dy=8mm, dz=5mm;

Area Scan	surf_sam_plan.txt
ZoomScan	5x5x7,dx=8mm dy=8mm dz=5mm,Very fast
Phantom	Validation plane
Device Position	Body Touch
Band	PCS 1900
Channels	Middle
Signal	TDMA (Crest factor: 8.0)

SURFACE SAR	VOLUME SAR
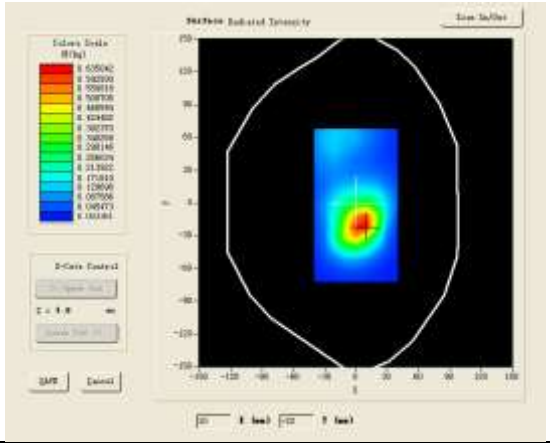	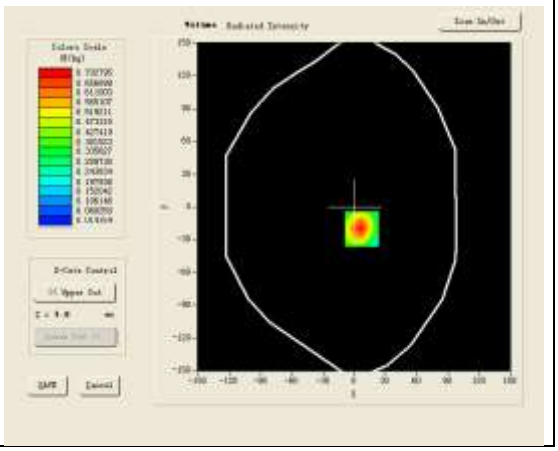

Maximum location: X=7.00, Y=-20.00

SAR 10g (W/Kg)	0.355940
SAR 1g (W/Kg)	0.667296

Z (mm)	0.00	4.00	9.00	14.00	19.00
SAR (W/Kg)	0.0000	0.7028	0.3828	0.2133	0.1288

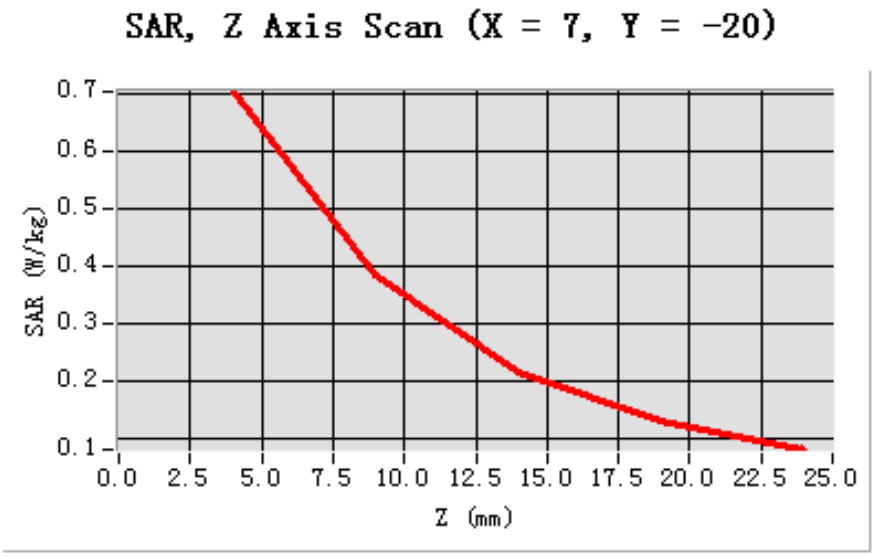

3D screen shot	Hot spot position
	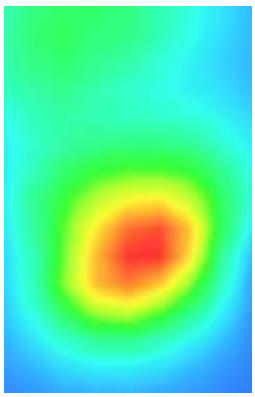

Test Laboratory: AGC Lab **Date: Apr.11,2014**
PCS 1900 Mid-Body -Front (MS) <SIM 1>
DUT: 3G TABLET; Type: Zinq7 3G

Communication System: Generic GSM; Communication System Band: PCS 1900; Duty Cycle: 1:8.3; Conv.F=4.45; Frequency: 1880 MHz; Medium parameters used: f = 1900 MHz; σ= 1.50 mho/m; εr =54.32; ρ= 1000 kg/m³ ;
Phantom section: Flat Section
Ambient temperature (℃): 21.0, Liquid temperature (℃): 21.0

SATIMO Configuration:
- Probe: EP159; Calibrated: 01/12/2014
- Sensor-Surface: 4mm (Mechanical Surface Detection)
- Phantom: Flat Phantom; Type: Elliptical Phantom
- Measurement SW: OpenSAR V4_02_01

Configuration/PCS1900 Mid-Body- Front /Area Scan: Measurement grid: dx=8mm, dy=8mm
Configuration/PCS1900 Mid-Body- Front /Zoom Scan: Measurement grid: dx=8mm,dy=8mm, dz=5mm;

Area Scan	surf_sam_plan.txt
ZoomScan	5x5x7,dx=8mm dy=8mm dz=5mm,Very fast
Phantom	Validation plane
Device Position	Body Front
Band	PCS 1900
Channels	Middle
Signal	TDMA (Crest factor: 8.0)

SURFACE SAR	VOLUME SAR
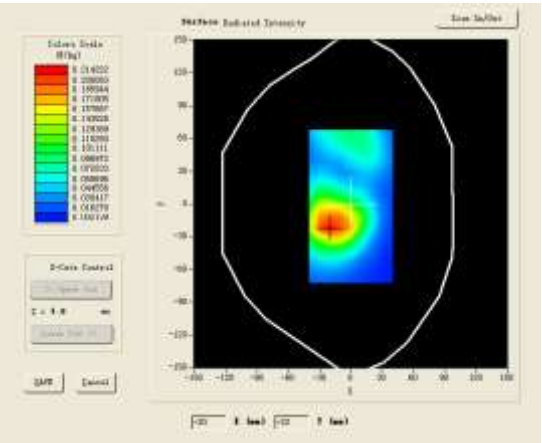	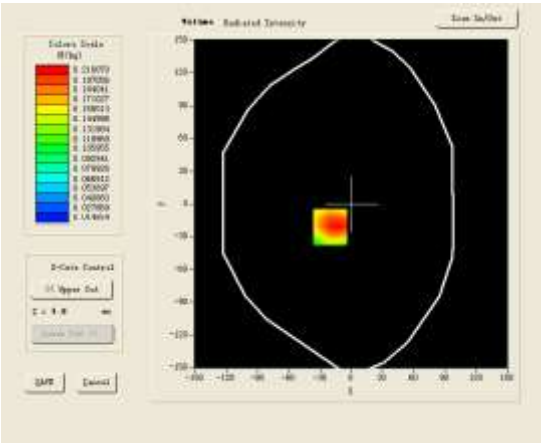

Maximum location: X=-20.00, Y=-21.00

SAR 10g (W/Kg)	0.123107
SAR 1g (W/Kg)	0.202763

Z (mm)	0.00	4.00	9.00	14.00	19.00
SAR (W/Kg)	0.0000	0.2070	0.1224	0.0745	0.0485

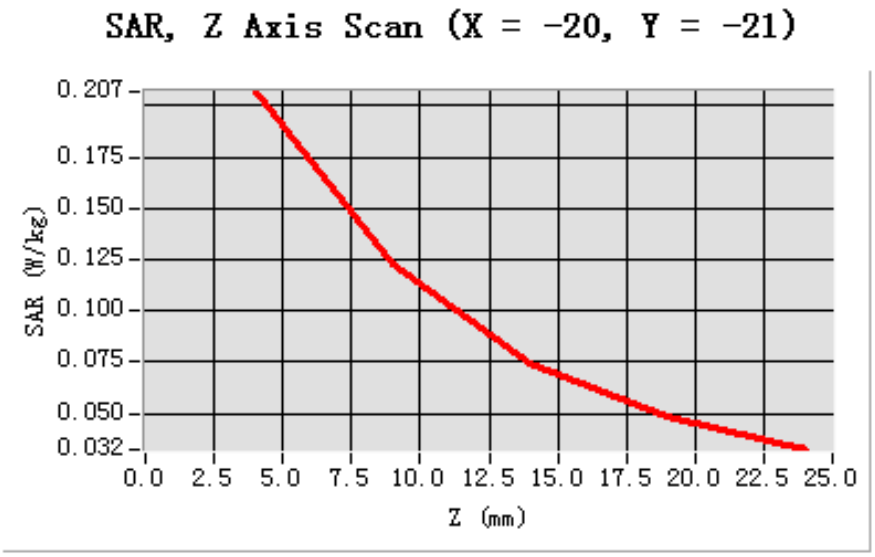

3D screen shot	Hot spot position
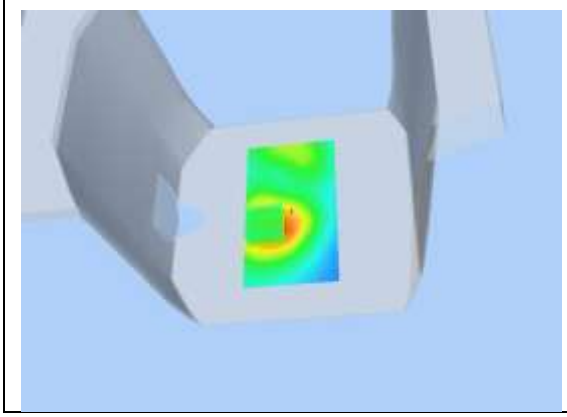	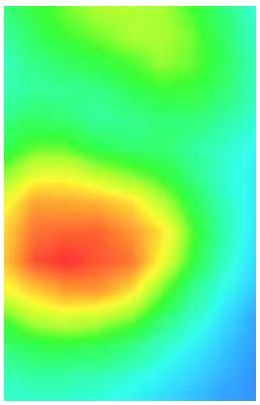

Test Laboratory: AGC Lab **Date: Apr.11,2014**
PCS 1900 Mid-Horizontal near antenna
DUT: 3G TABLET; Type: Zinq7 3G

Communication System: Generic GSM; Communication System Band: PCS1900; Duty Cycle: 1:4.2 ; Conv.F=4.45; Frequency: 1880 MHz; Medium parameters used: f = 1900 MHz; σ= 1.50 mho/m; εr =54.32; ρ= 1000 kg/m³ ;
Phantom section: Flat Section
Ambient temperature (℃): 21.0, Liquid temperature (℃): 21.0

SATIMO Configuration:
- Probe: EP159; Calibrated: 01/12/2014
- Sensor-Surface: 4mm (Mechanical Surface Detection)
- Phantom: Flat Phantom; Type: Elliptical Phantom
- Measurement SW: OpenSAR V4_02_01

Configuration/ PCS1900 Mid- Horizontal near antenna /Area Scan: Measurement grid: dx=8mm, dy=8mm
Configuration/ PCS1900 Mid- Horizontal near antenna /Zoom Scan: Measurement grid: dx=8mm, dy=8mm, dz=5m;

Area Scan	surf_sam_plan.txt
ZoomScan	5x5x7,dx=8mm dy=8mm dz=5mm,Very fast
Phantom	Validation plane
Device Position	Horizontal
Band	PCS 1900
Channels	Middle
Signal	TDMA (Crest factor: 4.0)

SURFACE SAR	VOLUME SAR
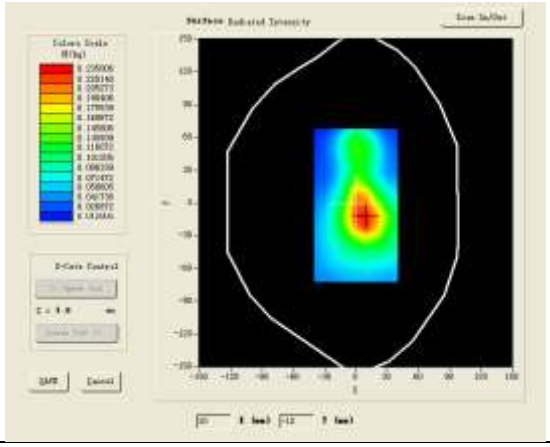	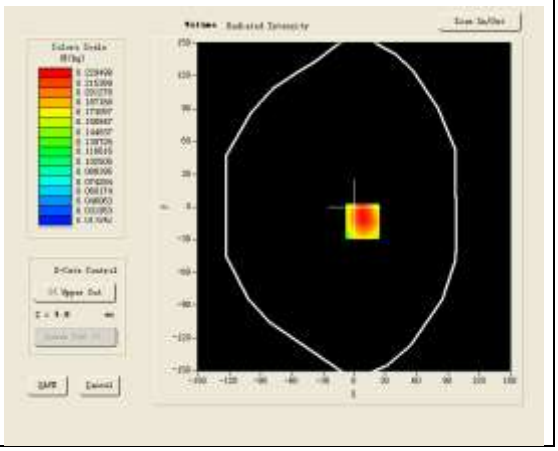

Maximum location: X=8.00, Y=-13.00

SAR 10g (W/Kg)	0.147248
SAR 1g (W/Kg)	0.236289

Z (mm)	0.00	4.00	9.00	14.00	19.00
SAR (W/Kg)	0.0000	0.2247	0.1323	0.0848	0.0561

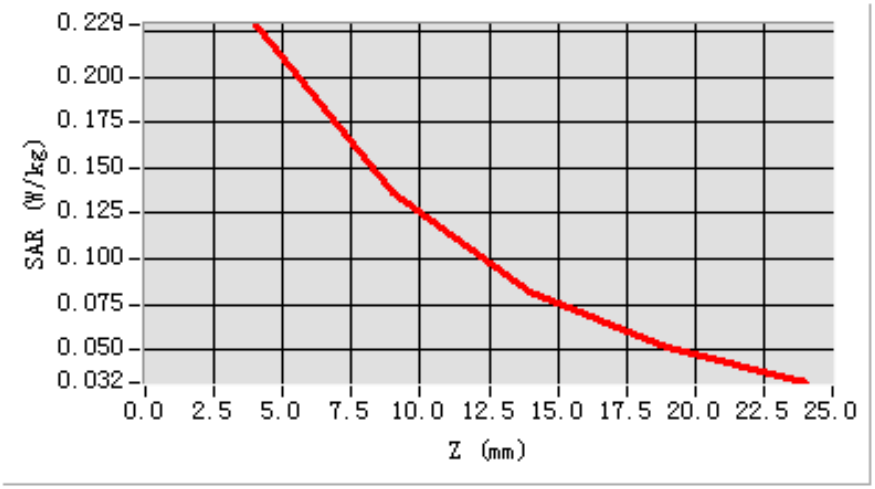

3D screen shot	Hot spot position
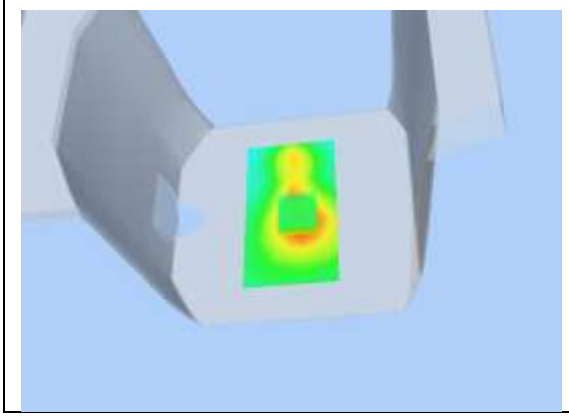	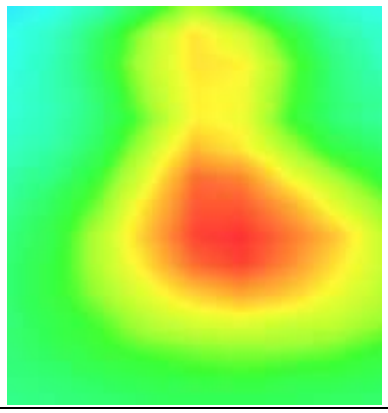

Test Laboratory: AGC Lab **Date: Apr.11,2014**
PCS 1900 Mid-Horizontal away from antenna
DUT: 3G TABLET; Type: Zinq7 3G

Communication System: Generic GSM; Communication System Band: PCS 1900; Duty Cycle:1:2.8 ; Conv.F=4.45; Frequency: 1880 MHz; Medium parameters used: f = 1900 MHz; σ= 1.50 mho/m; εr =54.32 ;ρ= 1000kg/m³ ;
Phantom section: Flat Section
Ambient temperature (℃): 21.0, Liquid temperature (℃): 21.0

SATIMO Configuration:
- Probe: EP159; Calibrated: 01/12/2014
- Sensor-Surface: 4mm (Mechanical Surface Detection)
- Phantom: Flat Phantom; Type: Elliptical Phantom
- Measurement SW: OpenSAR V4_02_01

Configuration/ PCS1900 Mid- Horizontal away from antenna /Area Scan: Measurement grid: dx=8mm, dy=8mm
Configuration/ PCS1900 Mid- Horizontal away from antenna /Zoom Scan: Measurement grid: dx=8mm, dy=8mm, dz=5mm;

Area Scan	surf_sam_plan.txt
ZoomScan	5x5x7,dx=8mm dy=8mm dz=5mm,Very fast
Phantom	Validation plane
Device Position	Horizontal
Band	PCS 1900
Channels	Middle
Signal	TDMA (Crest factor: 2.7)

SURFACE SAR	VOLUME SAR
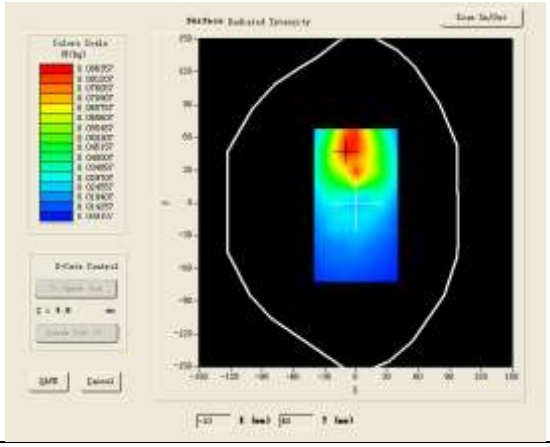	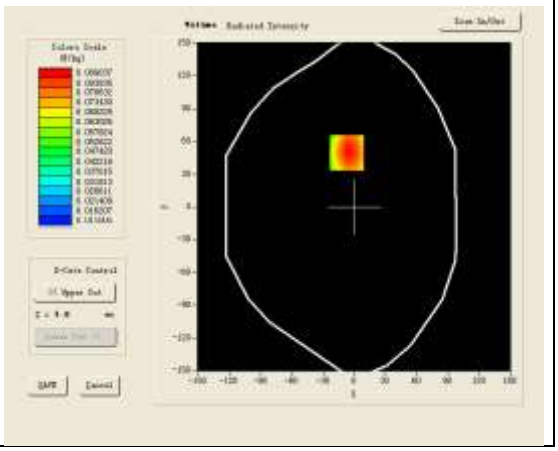

Maximum location: X=-7.00, Y=50.00

SAR 10g (W/Kg)	0.052486
SAR 1g (W/Kg)	0.086148

Z (mm)	0.00	4.00	9.00	14.00	19.00
SAR (W/Kg)	0.0000	0.0849	0.0541	0.0372	0.0266

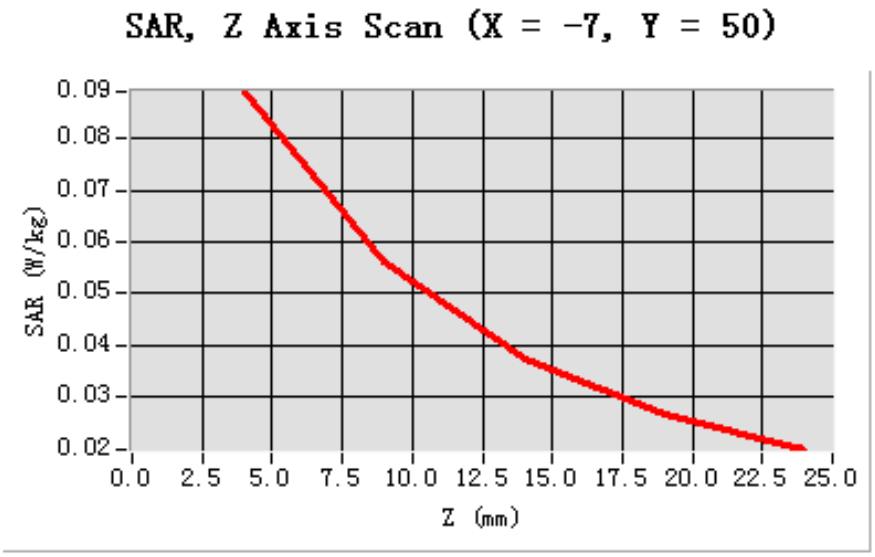

3D screen shot	Hot spot position
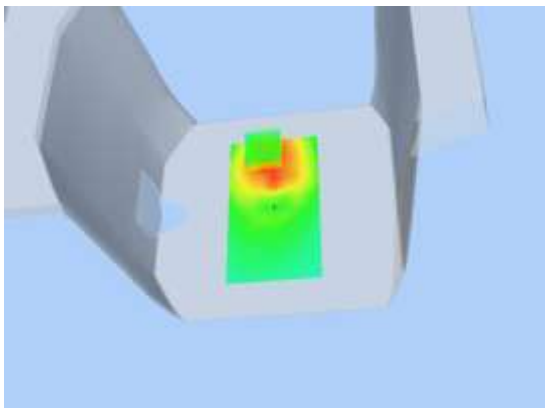	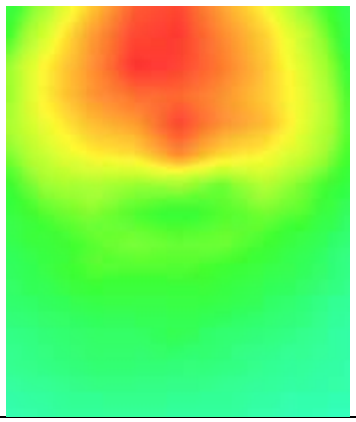

Test Laboratory: AGC Lab **Date: Apr.11,2014**
PCS 1900 Mid-Vertical near antenna
DUT: 3G TABLET; Type: Zinq7 3G

Communication System: Generic GSM; Communication System Band: PCS 1900; Duty Cycle: 1:2.1; Conv.F=4.45; Frequency: 1880 MHz; Medium parameters used: f = 1900 MHz; σ= 1.50 mho/m; εr =54.32; ρ= 1000kg/m³ ;
Phantom section: Flat Section
Ambient temperature (℃): 21.0, Liquid temperature (℃): 21.0

SATIMO Configuration:
- Probe: EP159; Calibrated: 01/12/2014
- Sensor-Surface: 4mm (Mechanical Surface Detection)
- Phantom: Flat Phantom; Type: Elliptical Phantom
- Measurement SW: OpenSAR V4_02_01

Configuration/ PCS1900 Mid-Vertical near antenna /Area Scan: Measurement grid: dx=8mm, dy=8mm
Configuration/ PCS1900 Mid-Vertical near antenna /Zoom Scan: Measurement grid: dx=8mm, dy=8mm, dz=5mm;

Area Scan	surf_sam_plan.txt
ZoomScan	5x5x7,dx=8mm dy=8mm dz=5mm,Very fast
Phantom	Validation plane
Device Position	Vertical
Band	PCS 1900
Channels	Middle
Signal	TDMA (Crest factor: 2.0)

SURFACE SAR	VOLUME SAR
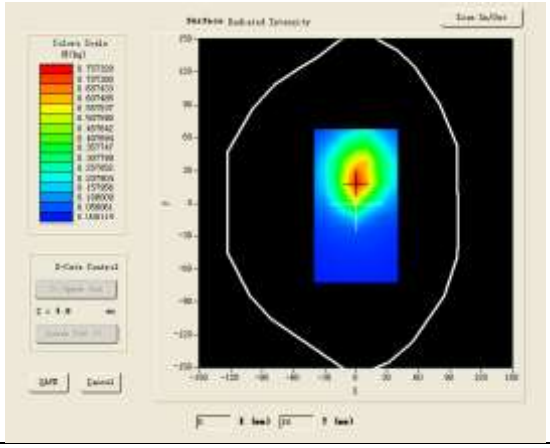	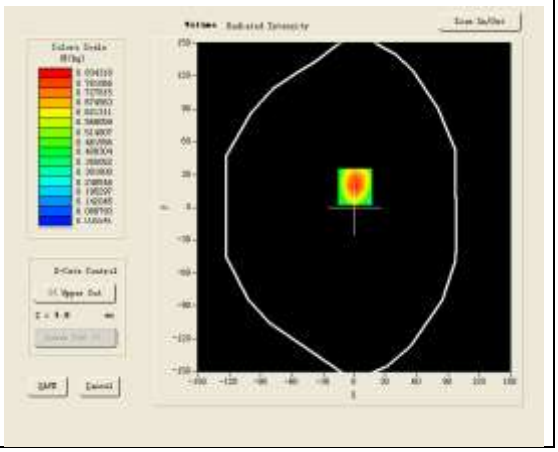

Maximum location: X=1.00, Y=19.00

SAR 10g (W/Kg)	0.446137
SAR 1g (W/Kg)	0.785803

Z (mm)	0.00	4.00	9.00	14.00	19.00
SAR (W/Kg)	0.0000	0.8339	0.4743	0.2842	0.1857

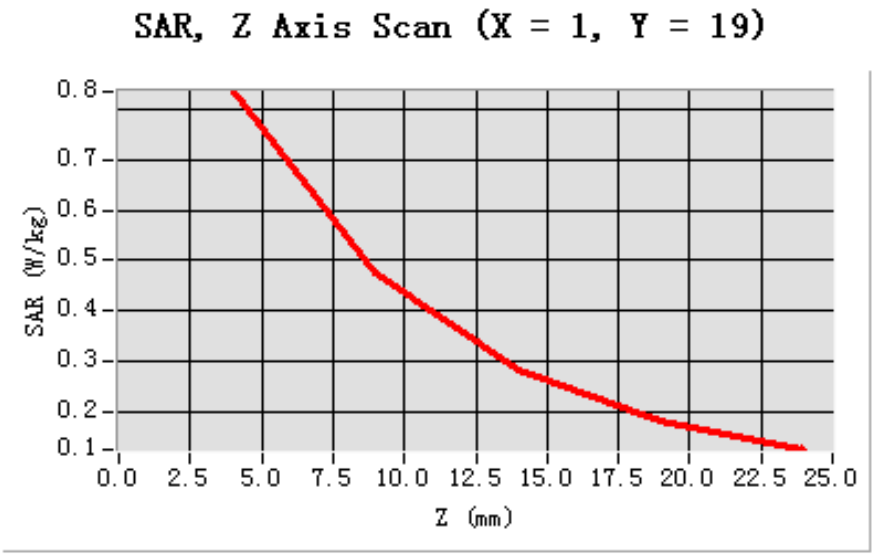

3D screen shot	Hot spot position
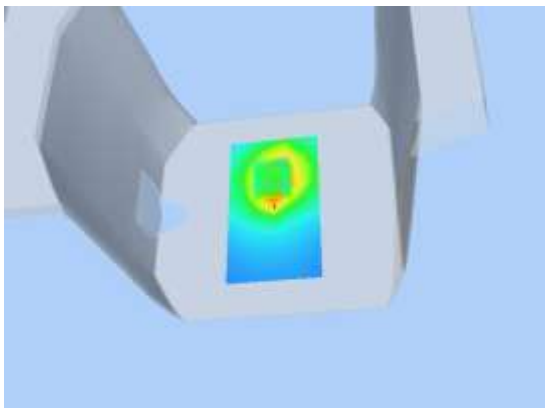	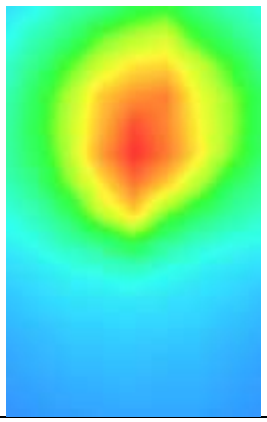

Test Laboratory: AGC Lab **Date: Apr.11,2014**
PCS 1900 Mid-Vertical away from antenna
DUT: 3G TABLET; Type: Zinq7 3G

Communication System: Generic GSM; Communication System Band: PCS 1900; Duty Cycle: 1:8.3; Conv.F=4.45; Frequency: 1880 MHz; Medium parameters used: f = 1900 MHz; σ= 1.50 mho/m; εr =54.32; ρ= 1000 kg/m³ ;
Phantom section: Flat Section
Ambient temperature (℃): 21.0, Liquid temperature (℃): 21.0

SATIMO Configuration:
- Probe: EP159; Calibrated: 01/12/2014
- Sensor-Surface: 4mm (Mechanical Surface Detection)
- Phantom: Flat Phantom; Type: Elliptical Phantom
- Measurement SW: OpenSAR V4_02_01

Configuration/ PCS1900 Mid-Vertical away from antenna /Area Scan: Measurement grid: dx=8mm, dy=8mm
Configuration/ PCS1900 Mid-Vertical away from antenna /Zoom Scan: Measurement grid: dx=8mm, dy=8mm, dz=5mm;

Area Scan	surf_sam_plan.txt
ZoomScan	5x5x7,dx=8mm dy=8mm dz=5mm,Very fast
Phantom	Validation plane
Device Position	Vertical
Band	PCS 1900
Channels	Middle
Signal	TDMA (Crest factor: 8.0)

SURFACE SAR	VOLUME SAR
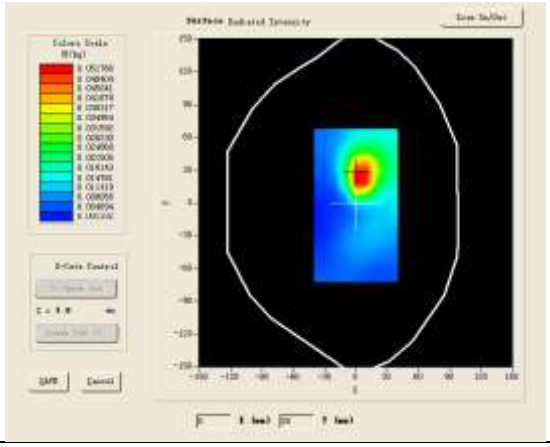	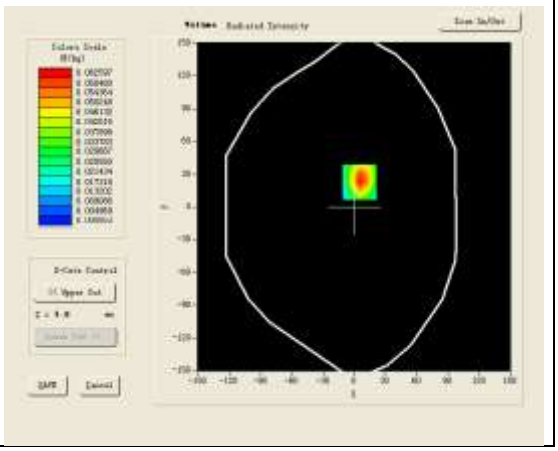

Maximum location: X=5.00, Y=23.00

SAR 10g (W/Kg)	0.037249
SAR 1g (W/Kg)	0.066385

Z (mm)	0.00	4.00	9.00	14.00	19.00
SAR (W/Kg)	0.0000	0.0637	0.0341	0.0169	0.0131

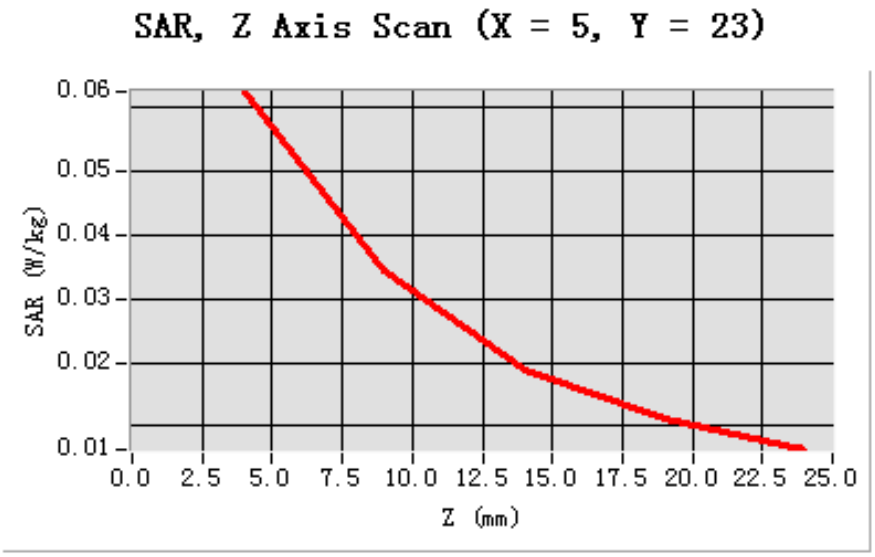

3D screen shot	Hot spot position
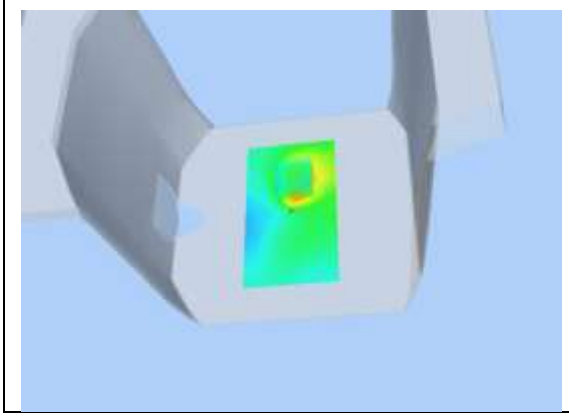	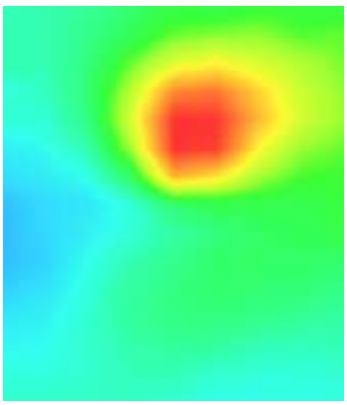

Test Laboratory: AGC Lab **Date: Apr.11,2014**
WCDMA Band Ⅱ Mid-Touch-Left (RMC)
DUT: 3G TABLET; Type: Zinq7 3G

Communication System: UMTS; Communication System Band: Band Ⅱ UTRA/FDD ;Duty Cycle:1:1;Conv.F=4.51
Frequency: 1880 MHz; Medium parameters used: f = 1900 MHz; σ= 1.43 mho/m; εr =39.12; ρ= 1000 kg/m³ ;
Phantom section: Left Section
Ambient temperature (℃):21, Liquid temperature (℃):21

SATIMO Configuration:
- Probe: EP159; Calibrated: 01/12/2014
- Sensor-Surface: 4mm (Mechanical Surface Detection)
- Phantom: Flat Phantom; Type: Elliptical Phantom
- Measurement SW: OpenSAR V4_02_01

Configuration/ WCDMA Band Ⅱ Mid-Touch-Left/Area Scan: Measurement grid: dx=8mm, dy=8mm
Configuration/ WCDMA Band Ⅱ Mid-Touch-Left/Zoom Scan: Measurement grid: dx=8mm,dy=8mm,dz=5mm;

Area Scan	sam_direct_droit2_surf8mm.txt
ZoomScan	5x5x7,dx=8mm dy=8mm dz=5mm,Very fast
Phantom	Left head
Device Position	Cheek
Band	WCDMA Band Ⅱ
Channels	Middle
Signal	TDMA (Crest factor: 1.0)

SURFACE SAR	**VOLUME SAR**
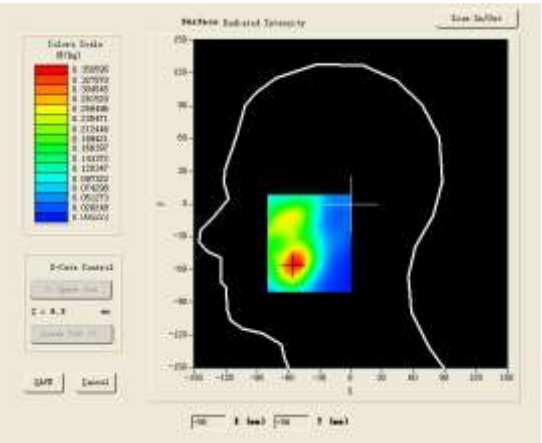	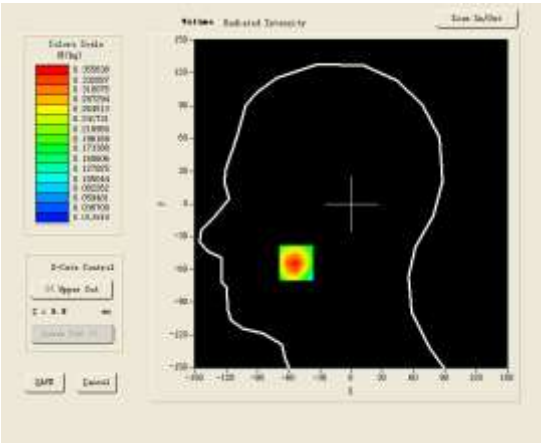

Maximum location: X=-53.00, Y=-54.00

SAR 10g (W/Kg)	0.195983
SAR 1g (W/Kg)	0.337149

Z (mm)	0.00	4.00	9.00	14.00	19.00
SAR (W/Kg)	0.0000	0.3552	0.2248	0.1476	0.0921

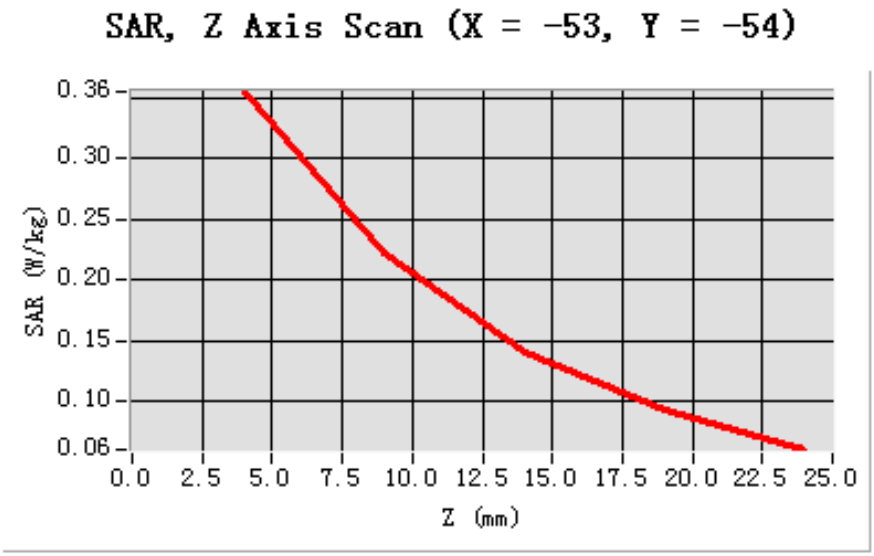

3D screen shot	Hot spot position
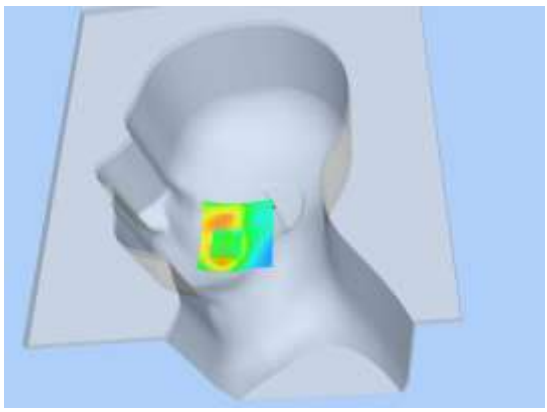	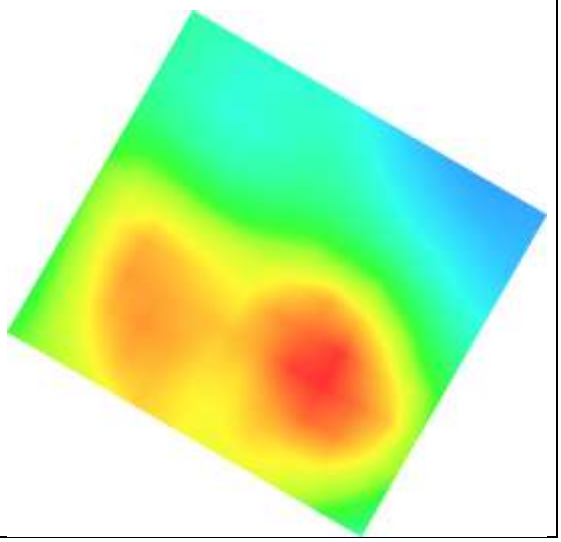

Test Laboratory: AGC Lab **Date: Apr.11,2014**
WCDMA Band Ⅱ Mid-Tilt-Left (RMC)
DUT: 3G TABLET; Type: Zinq7 3G

Communication System: UMTS; Communication System Band: Band Ⅱ UTRA/FDD ;Duty Cycle:1:1; Conv.F=4.51
Frequency: 1880 MHz; Medium parameters used: f = 1900 MHz; σ= 1.43 mho/m;εr =39.12; ρ= 1000 kg/m³ ;
Phantom section: Left Section
Ambient temperature (℃):21, Liquid temperature (℃):21

SATIMO Configuration:
- Probe: EP159; Calibrated: 01/12/2014
- Sensor-Surface: 4mm (Mechanical Surface Detection)
- Phantom: Flat Phantom; Type: Elliptical Phantom
- Measurement SW: OpenSAR V4_02_01

Configuration/ WCDMA Band Ⅱ Mid-Tilt-Left/Area Scan: Measurement grid: dx=8mm, dy=8mm
Configuration/ WCDMA Band Ⅱ Mid-Tilt-Left/Zoom Scan: Measurement grid: dx=8mm, dy=8mm, dz=5mm;

Area Scan	sam_direct_droit2_surf8mm.txt
ZoomScan	5x5x7,dx=8mm dy=8mm dz=5mm,Very fast
Phantom	Left head
Device Position	Tilt
Band	WCDMA Band Ⅱ
Channels	Middle
Signal	TDMA (Crest factor: 1.0)

SURFACE SAR	**VOLUME SAR**
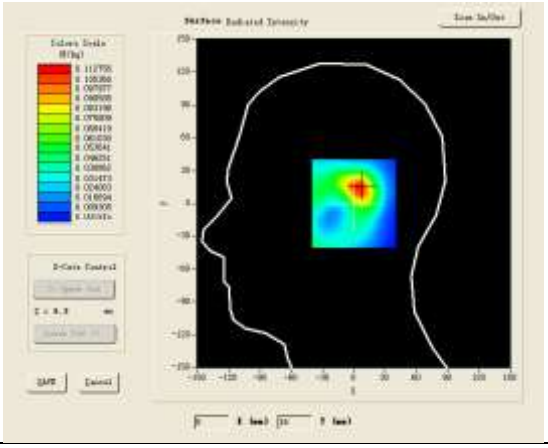	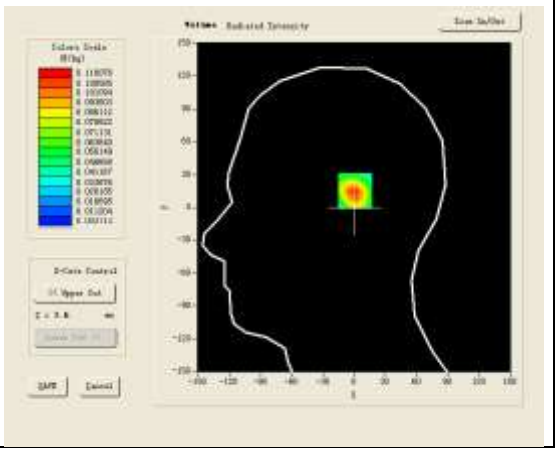

Maximum location: X=5.00, Y=15.00

SAR 10g (W/Kg)	0.068350
SAR 1g (W/Kg)	0.106248

Z (mm)	0.00	4.00	9.00	14.00	19.00
SAR (W/Kg)	0.0000	0.1159	0.0761	0.0454	0.0287

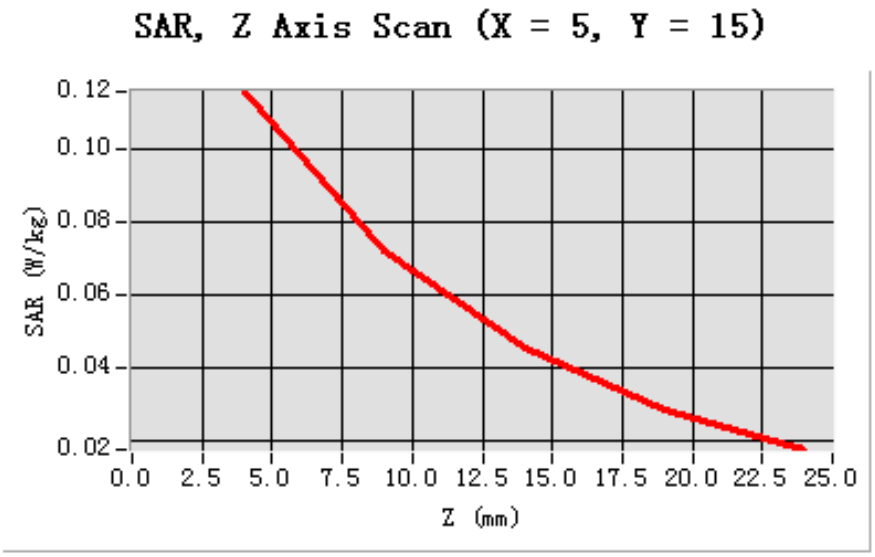

3D screen shot	Hot spot position
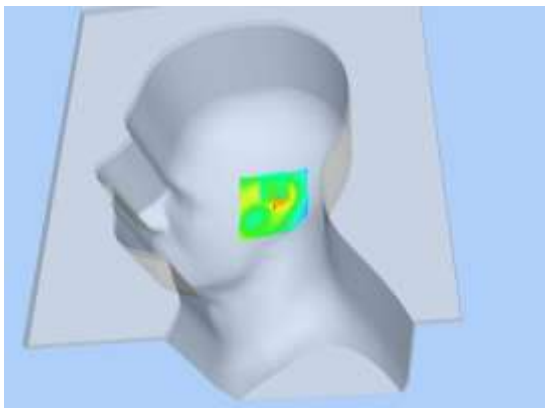	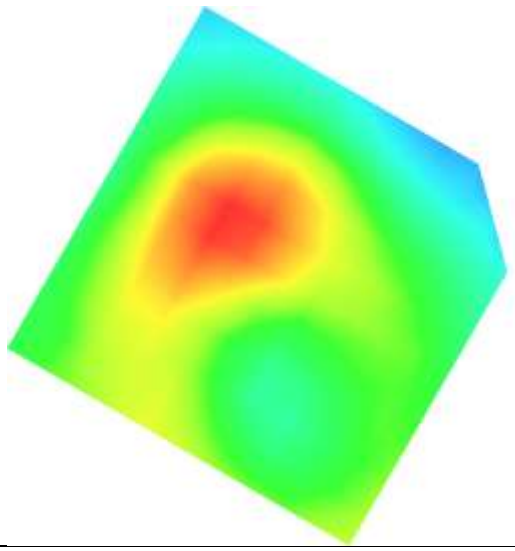

Test Laboratory: AGC Lab **Date: Apr.11,2014**
WCDMA Band Ⅱ Mid-Touch-Right (RMC)
DUT: 3G TABLET; Type: Zinq7 3G

Communication System: UMTS; Communication System Band: Band Ⅱ UTRA/FDD ;Duty Cycle:1:1; Conv.F=4.51
Frequency: 1880 MHz; Medium parameters used: f = 1900 MHz; σ= 1.43 mho/m; εr =39.12; ρ= 1000 kg/m³ ;
Phantom section: Right Section
Ambient temperature (℃):21, Liquid temperature (℃):21

SATIMO Configuration:
- Probe: EP159; Calibrated: 01/12/2014
- Sensor-Surface: 4mm (Mechanical Surface Detection)
- Phantom: Flat Phantom; Type: Elliptical Phantom
- Measurement SW: OpenSAR V4_02_01

Configuration/ WCDMA band Ⅱ Mid-Touch-Right/Area Scan: Measurement grid: dx=8mm, dy=8mm
Configuration/ WCDMA band Ⅱ Mid-Touch-Right/Zoom Scan: Measurement grid: dx=8mm, dy=8mm, dz=5mm;

Area Scan	sam_direct_droit2_surf8mm.txt
ZoomScan	5x5x7,dx=8mm dy=8mm dz=5mm,Very fast
Phantom	Right head
Device Position	Cheek
Band	WCDMA band Ⅱ
Channels	Middle
Signal	TDMA (Crest factor: 1.0)

SURFACE SAR	VOLUME SAR
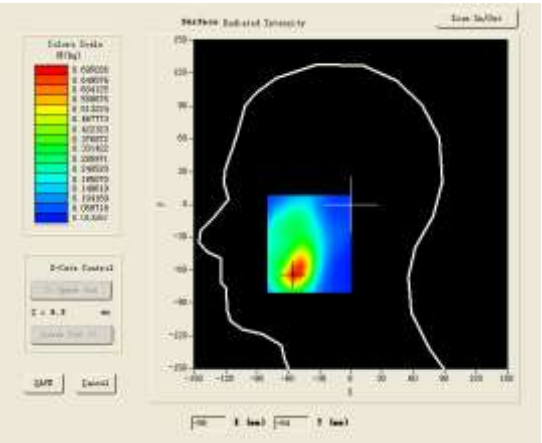	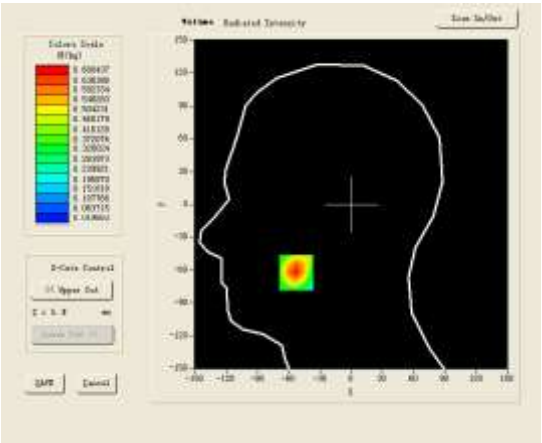

Maximum location: X=-53.00, Y=-62.00

SAR 10g (W/Kg)	0.347390
SAR 1g (W/Kg)	0.636138

Z (mm)	0.00	4.00	9.00	14.00	19.00
SAR (W/Kg)	0.0000	0.6838	0.3863	0.2248	0.1351

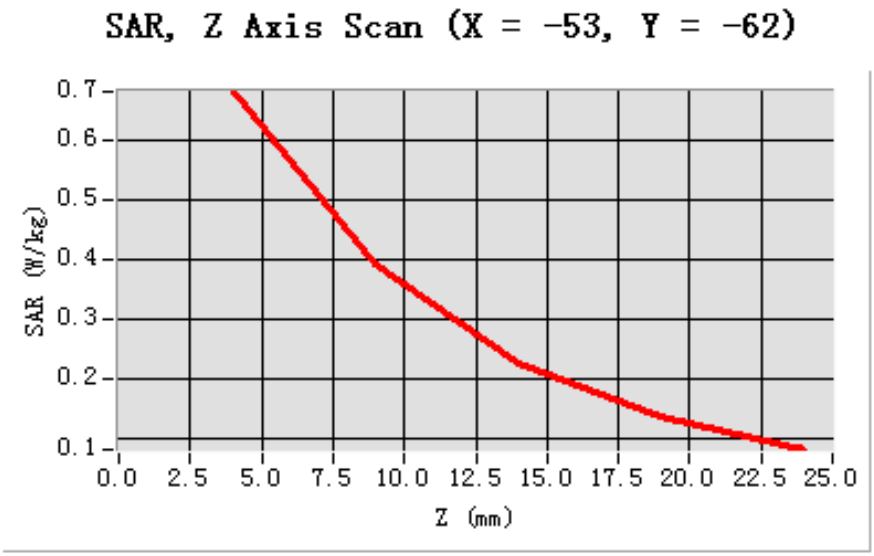

3D screen shot	Hot spot position
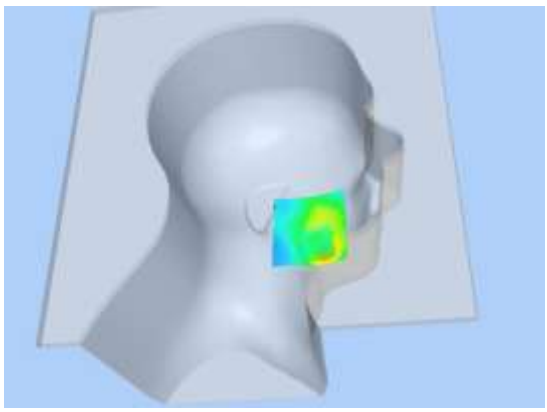	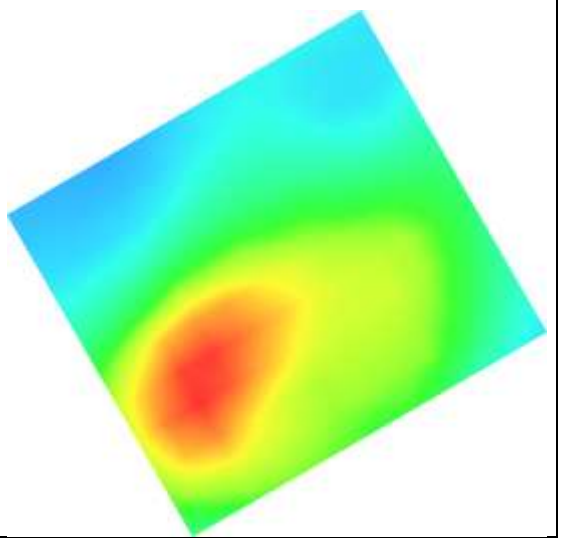

Test Laboratory: AGC Lab **Date: Apr.11,2014**
WCDMA Band Ⅱ Mid-Tilt-Right <RMC>
DUT: 3G TABLET; Type: Zinq7 3G

Communication System: UMTS; Communication System Band: Band Ⅱ UTRA/FDD ;Duty Cycle:1:1; Conv.F=4.51
Frequency: 1880 MHz; Medium parameters used: f = 1900 MHz; σ= 1.43 mho/m;εr =39.12; ρ= 1000 kg/m³ ;
Phantom section: Right Section
Ambient temperature (℃):21, Liquid temperature (℃):21

SATIMO Configuration:
- Probe: EP159; Calibrated: 01/12/2014
- Sensor-Surface: 4mm (Mechanical Surface Detection)
- Phantom: Flat Phantom; Type: Elliptical Phantom
- Measurement SW: OpenSAR V4_02_01

Configuration/PCS1900 Mid-Tilt-Right/Area Scan: Measurement grid: dx=8mm, dy=8mm
Configuration/PCS1900 Mid-Tilt-Right/Zoom Scan: Measurement grid: dx=8mm, dy=8mm, dz=5mm;

Area Scan	sam_direct_droit2_surf8mm.txt
ZoomScan	5x5x7,dx=8mm dy=8mm dz=5mm,Very fast
Phantom	Right head
Device Position	Tilt
Band	WCDMA band Ⅱ
Channels	Middle
Signal	TDMA (Crest factor: 1.0)

SURFACE SAR	**VOLUME SAR**
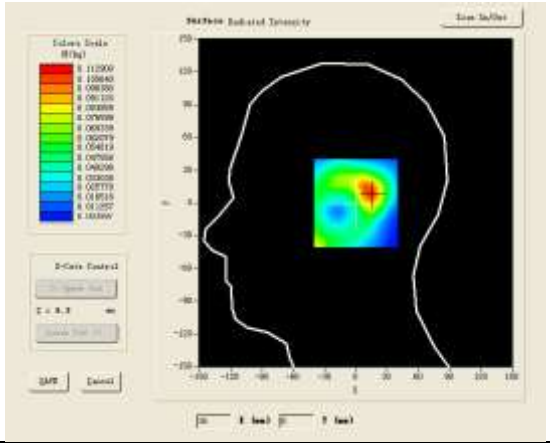	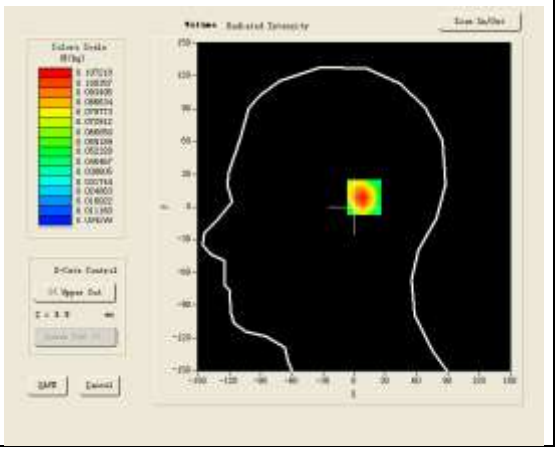

Maximum location: X=15.00, Y=9.00

SAR 10g (W/Kg)	0.060315
SAR 1g (W/Kg)	0.101095

Z (mm)	0.00	4.00	9.00	14.00	19.00
SAR (W/Kg)	0.0000	0.1072	0.0723	0.0477	0.0304

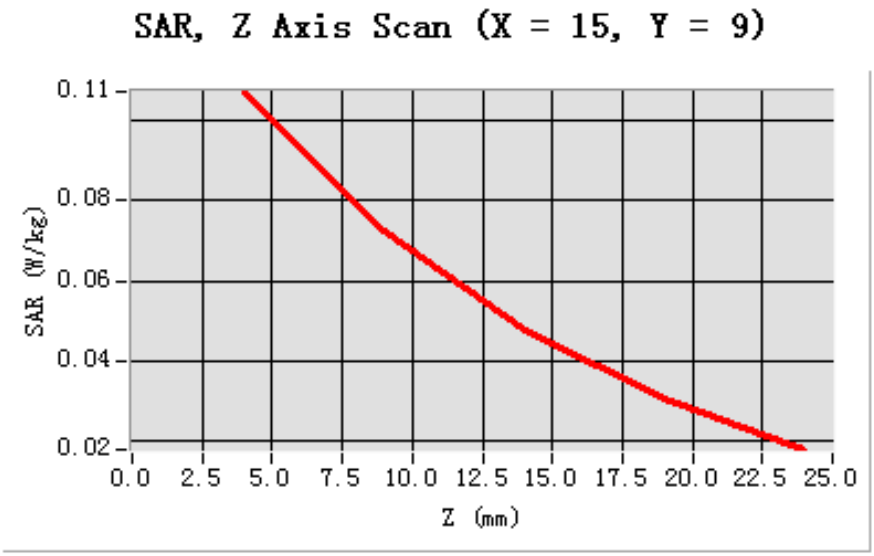

3D screen shot	Hot spot position
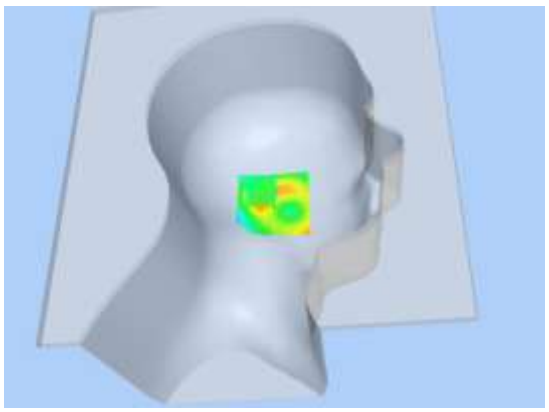	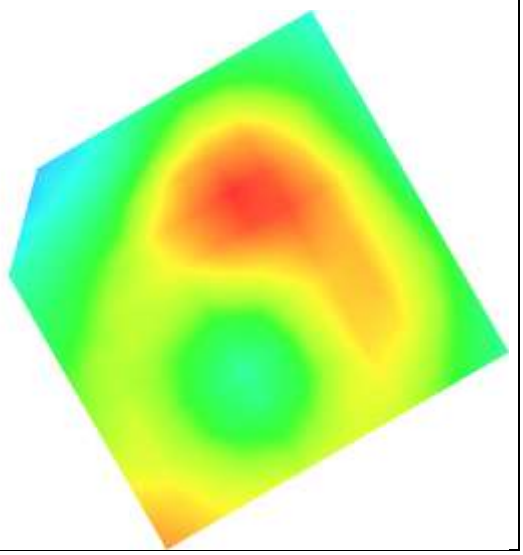

Test Laboratory: AGC Lab **Date: Apr.11,2014**
WCDMA Band Ⅱ Low-Body-Towards Grounds (RMC)
DUT: 3G TABLET; Type: Zinq7 3G

Communication System: UMTS; Communication System Band: Band Ⅱ UTRA/FDD ;Duty Cycle:1:1; Conv.F=4.45
Frequency: 1852.4 MHz; Medium parameters used: f = 1900 MHz; σ=1.49mho/m; εr =53.27; ρ= 1000 kg/m³ ;
Phantom section: Flat Section
Ambient temperature (℃):21, Liquid temperature (℃):21

SATIMO Configuration:
- Probe: EP159; Calibrated: 01/12/2014
- Sensor-Surface: 4mm (Mechanical Surface Detection)
- Phantom: Flat Phantom; Type: Elliptical Phantom
- Measurement SW: OpenSAR V4_02_01

Configuration/ WCDMA band Ⅱ Low-Body-back/Area Scan: Measurement grid: dx=8mm, dy=8mm
Configuration/ WCDMA band Ⅱ Low-Body-back/Zoom Scan: Measurement grid: dx=8mm, dy=8mm, dz=5m;

Area Scan	surf_sam_plan.txt
ZoomScan	5x5x7,dx=8mm dy=8mm dz=5mm,Very fast
Phantom	Validation plane
Device Position	Body Back
Band	WCDMA band Ⅱ
Channels	Low
Signal	TDMA (Crest factor: 1.0)

SURFACE SAR	**VOLUME SAR**
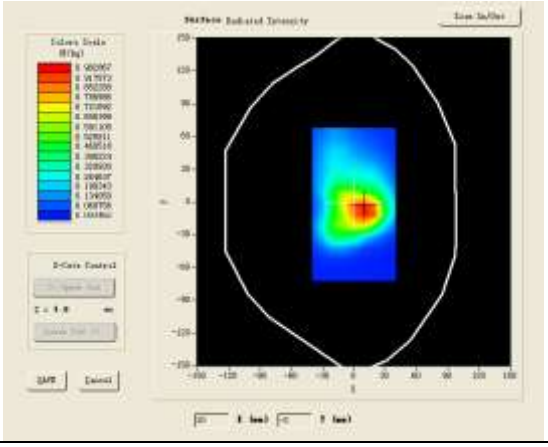	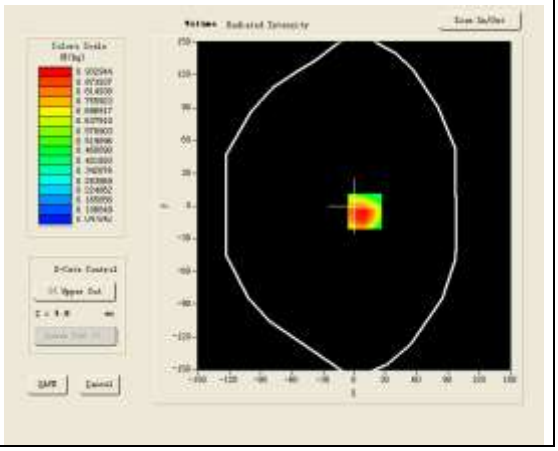

Maximum location: X=10.00, Y=-5.00

SAR 10g (W/Kg)	0.587249
SAR 1g (W/Kg)	0.976138

Z (mm)	0.00	4.00	9.00	14.00	19.00
SAR (W/Kg)	0.0000	0.9356	0.6061	0.3816	0.2351

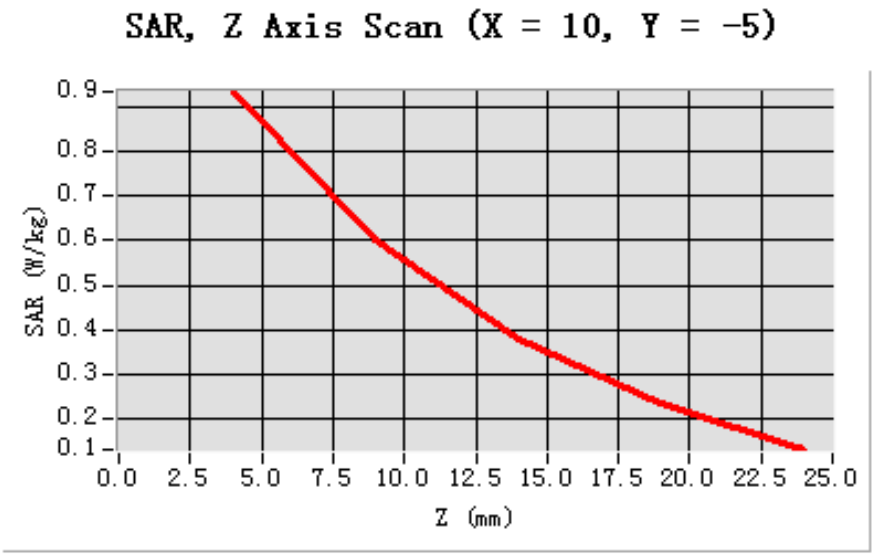

3D screen shot	Hot spot position
	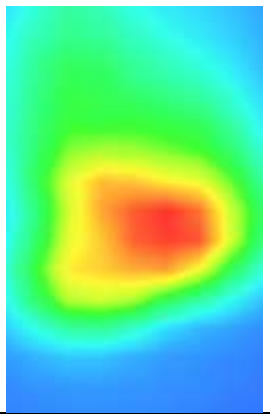

Test Laboratory: AGC Lab **Date: Apr.11,2014**
WCDMA Band Ⅱ Mid-Body-Towards Grounds (RMC)
DUT: 3G TABLET; Type: Zinq7 3G

Communication System: UMTS; Communication System Band: Band Ⅱ UTRA/FDD ;Duty Cycle:1:1; Conv.F=4.45
Frequency: 1880 MHz; Medium parameters used: f = 1900 MHz; σ=1.50 mho/m; εr =54.32; ρ= 1000 kg/m³ ;
Phantom section: Flat Section
Ambient temperature (℃):21, Liquid temperature (℃):21

SATIMO Configuration:
- Probe: EP159; Calibrated: 01/12/2014
- Sensor-Surface: 4mm (Mechanical Surface Detection)
- Phantom: Flat Phantom; Type: Elliptical Phantom
- Measurement SW: OpenSAR V4_02_01

Configuration/ WCDMA band Ⅱ Mid-Body-back/Area Scan: Measurement grid: dx=8mm, dy=8mm
Configuration/ WCDMA band Ⅱ Mid-Body-back/Zoom Scan: Measurement grid: dx=8mm, dy=8mm, dz=5m;

Area Scan	surf_sam_plan.txt
ZoomScan	5x5x7,dx=8mm dy=8mm dz=5mm,Very fast
Phantom	Validation plane
Device Position	Body Back
Band	WCDMA band Ⅱ
Channels	Middle
Signal	TDMA (Crest factor: 1.0)

SURFACE SAR	**VOLUME SAR**
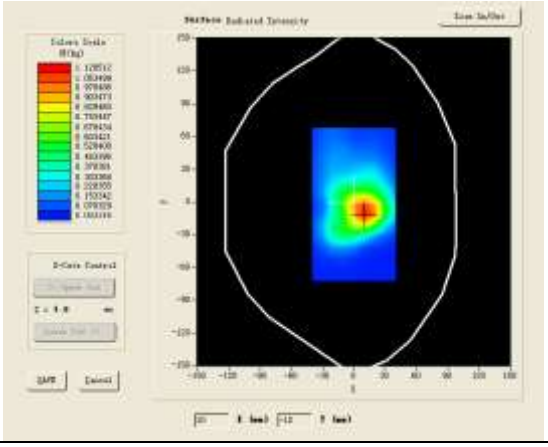	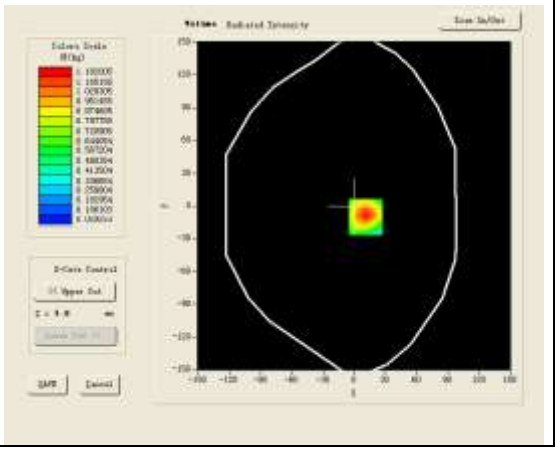

Maximum location: X=11.00, Y=-10.00

SAR 10g (W/Kg)	0.667923
SAR 1g (W/Kg)	1.206504

Z (mm)	0.00	4.00	9.00	14.00	19.00
SAR (W/Kg)	0.0000	1.1842	0.6705	0.3880	0.2367

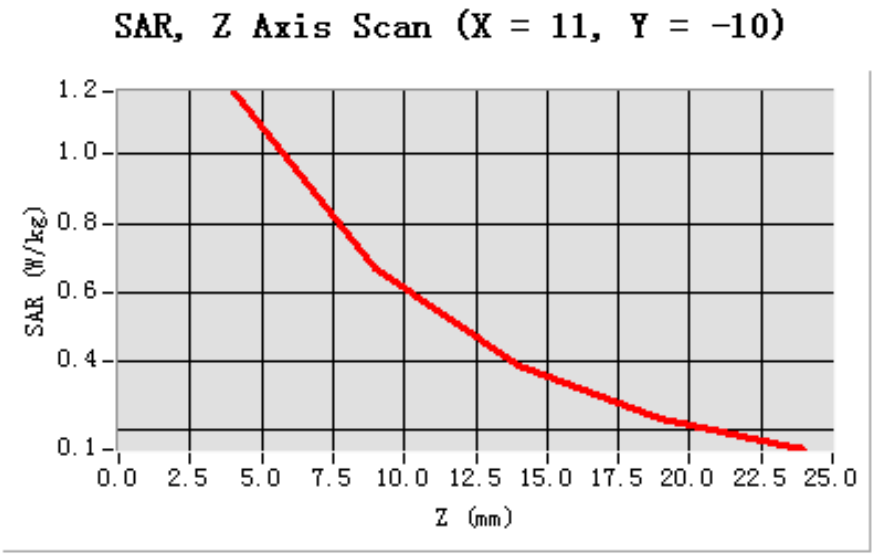

3D screen shot	Hot spot position
	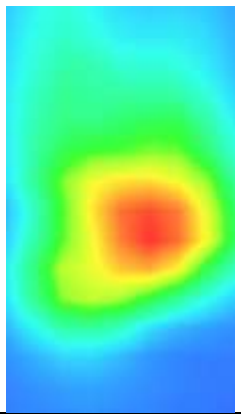

Test Laboratory: AGC Lab **Date: Apr.11,2014**
WCDMA Band Ⅱ High-Body-Towards Grounds (RMC)
DUT: 3G TABLET; Type: Zinq7 3G

Communication System: UMTS; Communication System Band: Band Ⅱ UTRA/FDD ;Duty Cycle:1:1; Conv.F=4.45
Frequency: 1907.6MHz; Medium parameters used: f = 1900 MHz; σ=1.52mho/m; εr =52.46; ρ= 1000 kg/m³ ;
Phantom section: Flat Section
Ambient temperature (℃):21, Liquid temperature (℃):21

SATIMO Configuration:
- Probe: EP159; Calibrated: 01/12/2014
- Sensor-Surface: 4mm (Mechanical Surface Detection)
- Phantom: Flat Phantom; Type: Elliptical Phantom
- Measurement SW: OpenSAR V4_02_01

Configuration/ WCDMA band Ⅱ High-Body-back/Area Scan: Measurement grid: dx=8mm, dy=8mm
Configuration/ WCDMA band Ⅱ High-Body-back/Zoom Scan: Measurement grid: dx=8mm, dy=8mm, dz=5m;

Area Scan	surf_sam_plan.txt
ZoomScan	5x5x7,dx=8mm dy=8mm dz=5mm,Very fast
Phantom	Validation plane
Device Position	Body Back
Band	WCDMA band Ⅱ
Channels	High
Signal	TDMA (Crest factor: 1.0)

SURFACE SAR	VOLUME SAR
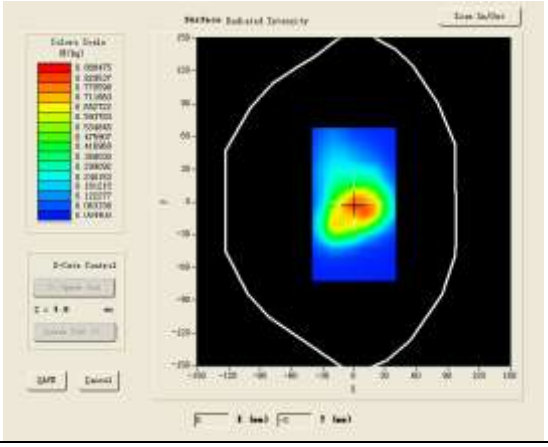	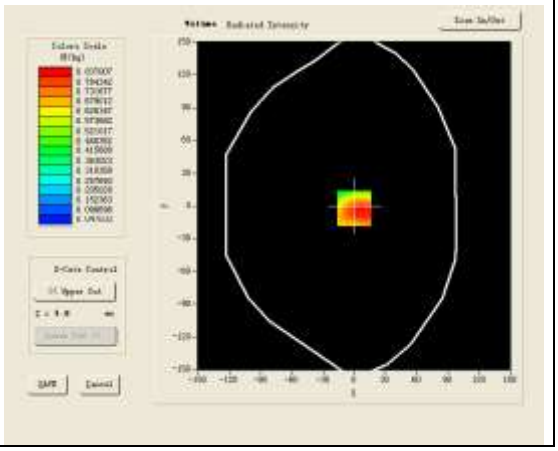

Maximum location: X=0.00, Y=-2.00

SAR 10g (W/Kg)	0.519362
SAR 1g (W/Kg)	0.870496

Z (mm)	0.00	4.00	9.00	14.00	19.00
SAR (W/Kg)	0.0000	0.8237	0.4634	0.2693	0.1674

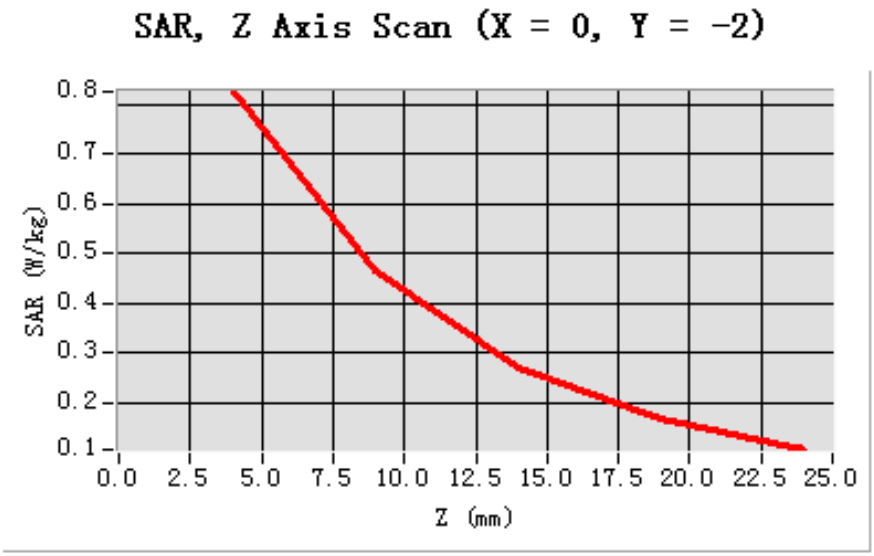

3D screen shot	Hot spot position
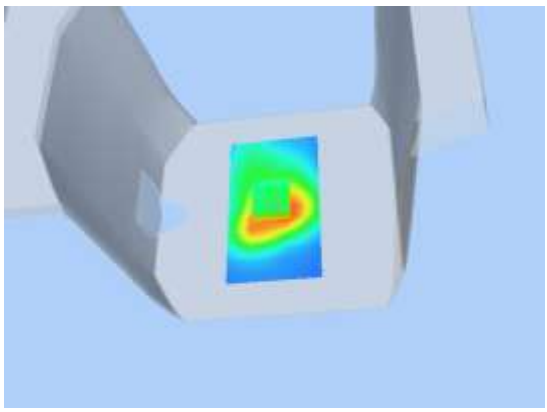	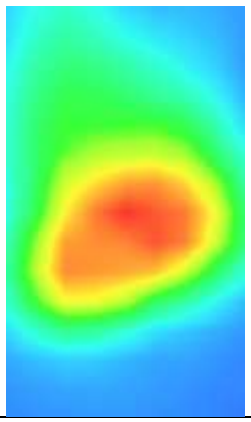

Test Laboratory: AGC Lab **Date: Apr.11,2014**
WCDMA Band Ⅱ Mid-Body-Towards Phantom (RMC)
DUT: 3G TABLET; Type: Zinq7 3G

Communication System: UMTS; Communication System Band: Band Ⅱ UTRA/FDD ;Duty Cycle:1:1; Conv.F=4.45
Frequency: 1880 MHz; Medium parameters used: f = 1900 MHz; σ=1.50 mho/m; εr =54.32; ρ= 1000 kg/m³ ;
Phantom section: Flat Section
Ambient temperature (℃):21, Liquid temperature (℃):21

SATIMO Configuration:
- Probe: EP159; Calibrated: 01/12/2014
- Sensor-Surface: 4mm (Mechanical Surface Detection)
- Phantom: Flat Phantom; Type: Elliptical Phantom
- Measurement SW: OpenSAR V4_02_01

Configuration/ WCDMA band Ⅱ Mid-Body-Front/Area Scan: Measurement grid: dx=8mm, dy=8mm
Configuration/ WCDMA band Ⅱ Mid-Body-Front/Zoom Scan: Measurement grid: dx=8mm, dy=8mm, dz=5mm;

Area Scan	surf_sam_plan.txt
ZoomScan	5x5x7,dx=8mm dy=8mm dz=5mm,Very fast
Phantom	Validation plane
Device Position	Body Front
Band	WCDMA band Ⅱ
Channels	Middle
Signal	TDMA (Crest factor: 1.0)

SURFACE SAR	VOLUME SAR
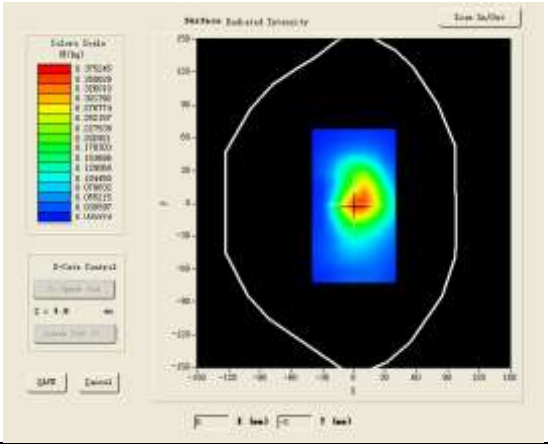	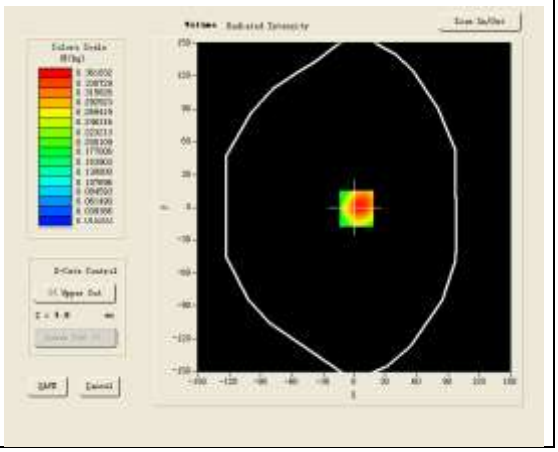

Maximum location: X=2.00, Y=-1.00

SAR 10g (W/Kg)	0.214273
SAR 1g (W/Kg)	0.379524

Z (mm)	0.00	4.00	9.00	14.00	19.00
SAR (W/Kg)	0.0000	0.3618	0.2055	0.1204	0.0763

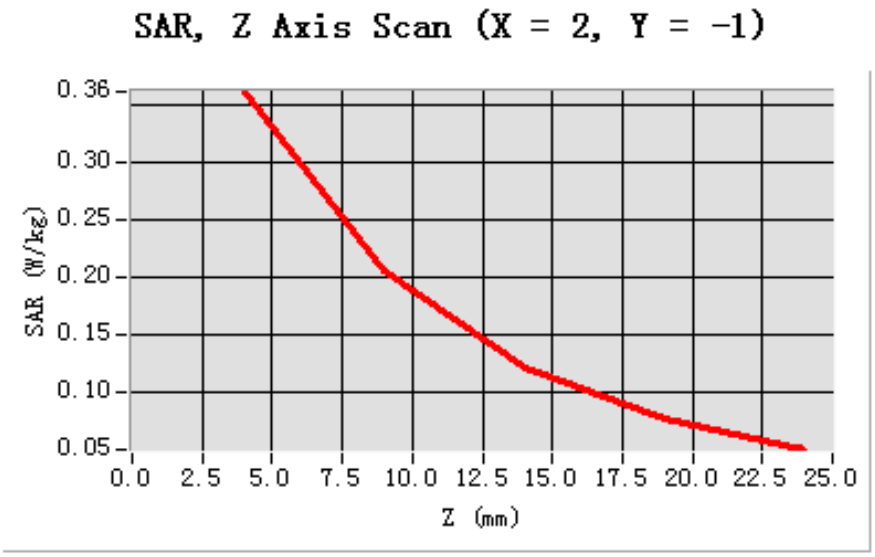

3D screen shot	Hot spot position
	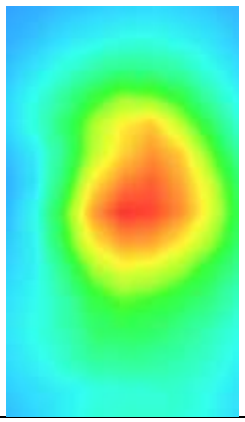

Test Laboratory: AGC Lab **Date: Apr.11,2014**
WCDMA Band Ⅱ Low-Body-Towards Ground (RMC)- with earphone
DUT: 3G TABLET; Type: Zinq7 3G

Communication System: UMTS; Communication System Band: Band Ⅱ UTRA/FDD ;Duty Cycle:1:1; Conv.F=4.45
Frequency: 1852.4 MHz; Medium parameters used: f = 1900 MHz; σ=1.49 mho/m; εr =53.27; ρ= 1000 kg/m³ ;
Phantom section: Flat Section
Ambient temperature (℃):21, Liquid temperature (℃):21

SATIMO Configuration:
- Probe: EP159; Calibrated: 01/12/2014
- Sensor-Surface: 4mm (Mechanical Surface Detection)
- Phantom: Flat Phantom; Type: Elliptical Phantom
- Measurement SW: OpenSAR V4_02_01

Configuration/ WCDMA band Ⅱ Low-Body-back/Area Scan: Measurement grid: dx=8mm, dy=8mm
Configuration/ WCDMA band Ⅱ Low-Body-back/Zoom Scan: Measurement grid: dx=8mm, dy=8mm, dz=5m;

Area Scan	surf_sam_plan.txt
ZoomScan	5x5x7,dx=8mm dy=8mm dz=5mm,Very fast
Phantom	Validation plane
Device Position	Body Back
Band	WCDMA band Ⅱ
Channels	Low
Signal	TDMA (Crest factor: 1.0)

SURFACE SAR	**VOLUME SAR**
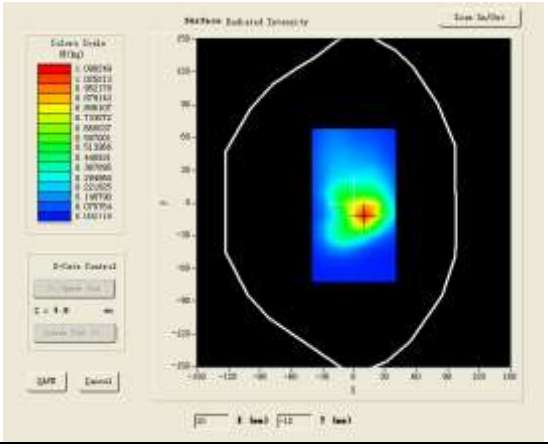	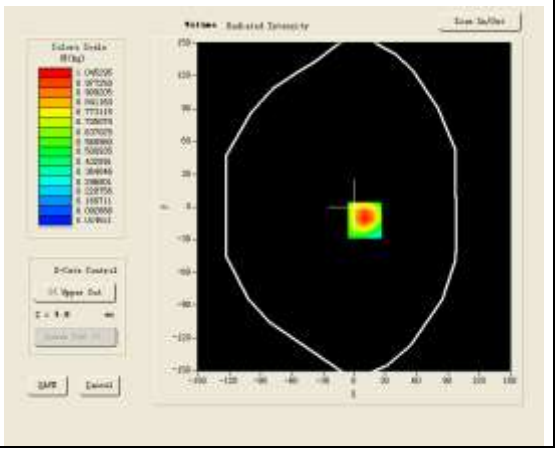

Maximum location: X=10.00, Y=-12.00

SAR 10g (W/Kg)	0.607249
SAR 1g (W/Kg)	1.060057

Z (mm)	0.00	4.00	9.00	14.00	19.00
SAR (W/Kg)	0.0000	1.0441	0.6704	0.4283	0.2527

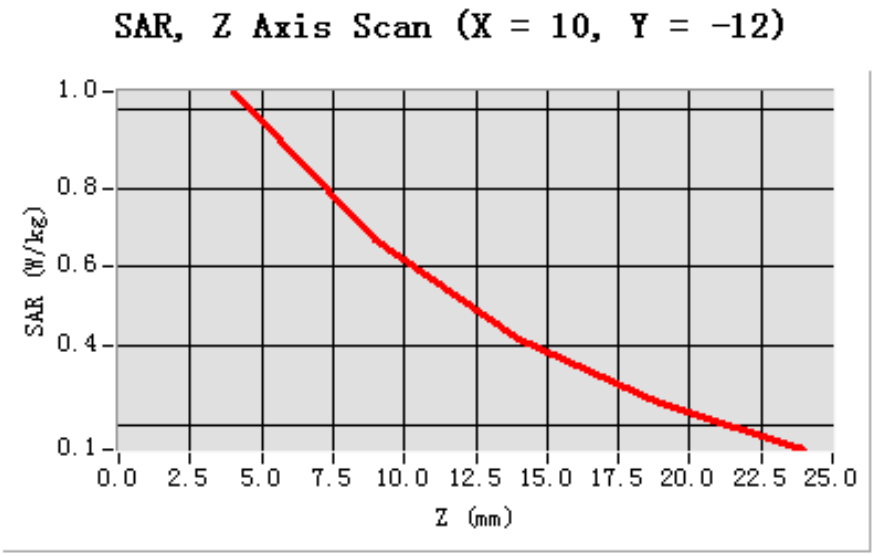

3D screen shot	Hot spot position
	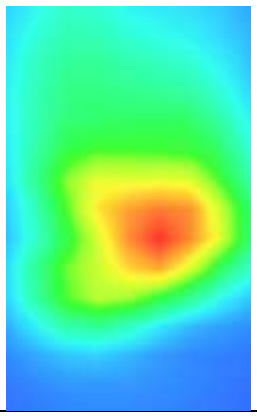

Test Laboratory: AGC Lab **Date: Apr.11,2014**
WCDMA Band Ⅱ Mid-Body-Towards Ground (RMC)- with earphone
DUT: 3G TABLET; Type: Zinq7 3G

Communication System: UMTS; Communication System Band: Band Ⅱ UTRA/FDD ;Duty Cycle:1:1; Conv.F=4.45
Frequency: 1880 MHz; Medium parameters used: f = 1900 MHz; σ=1.50 mho/m; εr =54.32; ρ= 1000 kg/m³ ;
Phantom section: Flat Section
Ambient temperature (℃):21, Liquid temperature (℃):21

SATIMO Configuration:
- Probe: EP159; Calibrated: 01/12/2014
- Sensor-Surface: 4mm (Mechanical Surface Detection)
- Phantom: Flat Phantom; Type: Elliptical Phantom
- Measurement SW: OpenSAR V4_02_01

Configuration/ WCDMA band Ⅱ Mid-Body-back/Area Scan: Measurement grid: dx=8mm, dy=8mm
Configuration/ WCDMA band Ⅱ Mid-Body-back/Zoom Scan: Measurement grid: dx=8mm, dy=8mm, dz=5m;

Area Scan	surf_sam_plan.txt
ZoomScan	5x5x7,dx=8mm dy=8mm dz=5mm,Very fast
Phantom	Validation plane
Device Position	Body Back
Band	WCDMA band Ⅱ
Channels	Middle
Signal	TDMA (Crest factor: 1.0)

SURFACE SAR	**VOLUME SAR**
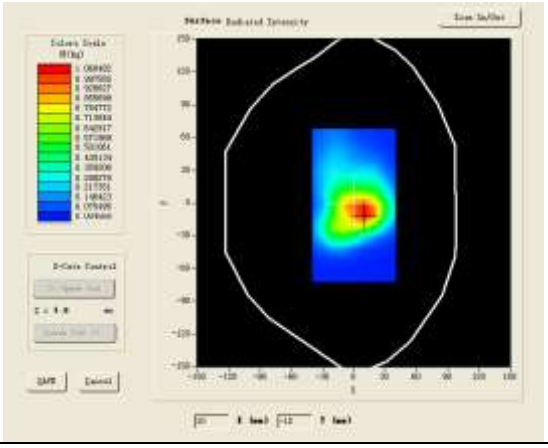	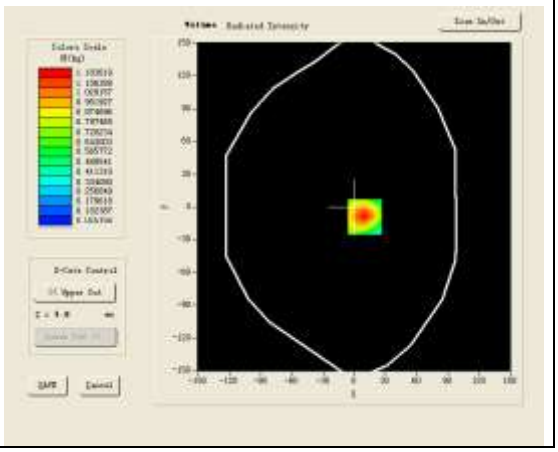

Maximum location: X=10.00, Y=-9.00

SAR 10g (W/Kg)	0.642956
SAR 1g (W/Kg)	1.205257

Z (mm)	0.00	4.00	9.00	14.00	19.00
SAR (W/Kg)	0.0000	1.1842	0.6287	0.3416	0.2053

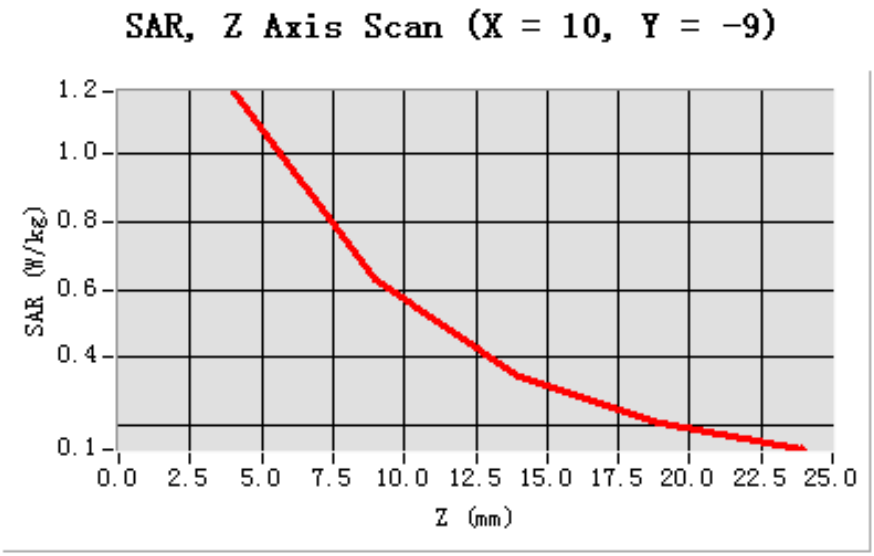

3D screen shot	Hot spot position
	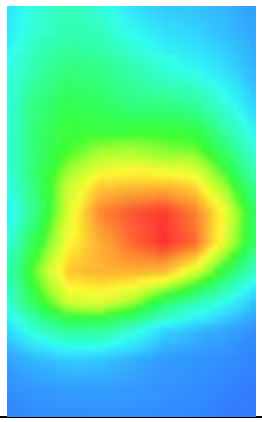

Test Laboratory: AGC Lab **Date: Apr.11,2014**
WCDMA Band Ⅱ High-Body-Towards Ground (RMC)- with earphone
DUT: 3G TABLET; Type: Zinq7 3G

Communication System: UMTS; Communication System Band: Band Ⅱ UTRA/FDD ;Duty Cycle:1:1; Conv.F=4.45
Frequency: 1907.6 MHz; Medium parameters used: f = 1900 MHz; σ=1.52 mho/m; εr =52.46; ρ= 1000 kg/m³ ;
Phantom section: Flat Section
Ambient temperature (℃):21, Liquid temperature (℃):21

SATIMO Configuration:
- Probe: EP159; Calibrated: 01/12/2014
- Sensor-Surface: 4mm (Mechanical Surface Detection)
- Phantom: Flat Phantom; Type: Elliptical Phantom
- Measurement SW: OpenSAR V4_02_01

Configuration/ WCDMA band Ⅱ High-Body-back/Area Scan: Measurement grid: dx=8mm, dy=8mm
Configuration/ WCDMA band Ⅱ High-Body-back/Zoom Scan: Measurement grid: dx=8mm, dy=8mm, dz=5m;

Area Scan	surf_sam_plan.txt
ZoomScan	5x5x7,dx=8mm dy=8mm dz=5mm,Very fast
Phantom	Validation plane
Device Position	Body Back
Band	WCDMA band Ⅱ
Channels	High
Signal	TDMA (Crest factor: 1.0)

SURFACE SAR	VOLUME SAR
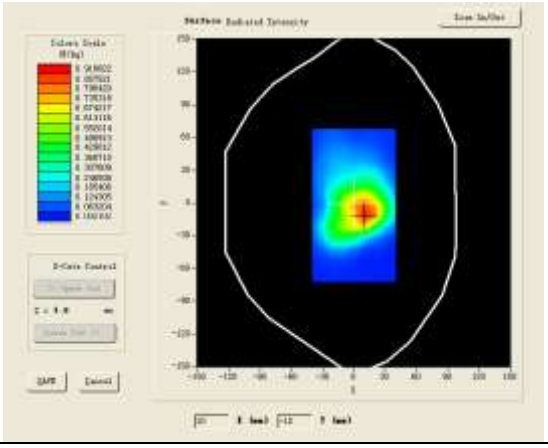	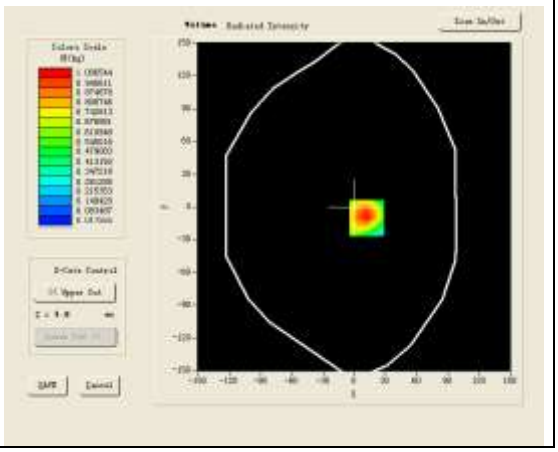

Maximum location: X=12.00, Y=-10.00

SAR 10g (W/Kg)	0.574128
SAR 1g (W/Kg)	1.035214

Z (mm)	0.00	4.00	9.00	14.00	19.00
SAR (W/Kg)	0.0000	1.0065	0.5844	0.3385	0.2000

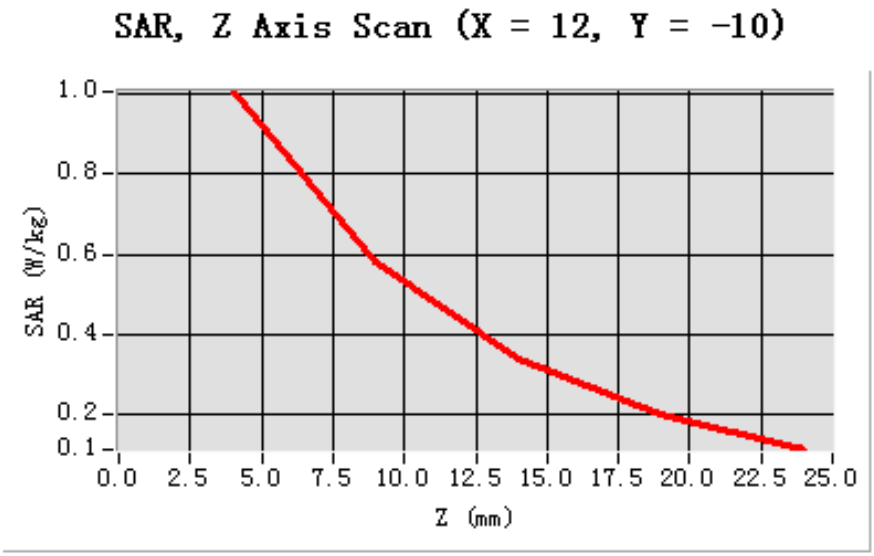

3D screen shot	Hot spot position
	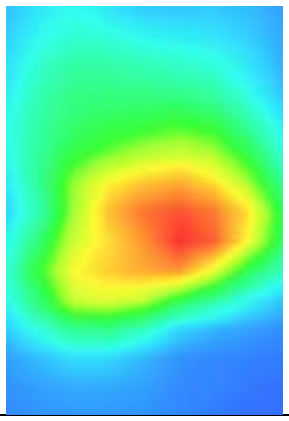

Test Laboratory: AGC Lab **Date: Apr.11,2014**

WCDMA Band Ⅱ Mid-Horizontal near antenna

DUT: 3G TABLET; Type: Zinq7 3G

Communication System: UMTS; Communication System Band: Band Ⅱ UTRA/FDD ;Duty Cycle:1:1; Conv.F=4.45
Frequency: 1880 MHz; Medium parameters used: f = 1900 MHz; σ=1.50 mho/m; εr =54.32; ρ= 1000 kg/m³ ;
Phantom section: Flat Section
Ambient temperature (℃):21, Liquid temperature (℃):21

SATIMO Configuration:

- Probe: EP159; Calibrated: 01/12/2014
- Sensor-Surface: 4mm (Mechanical Surface Detection)
- Phantom: Flat Phantom; Type: Elliptical Phantom
- Measurement SW: OpenSAR V4_02_01

Configuration/WCDMA Band Ⅱ Mid-Horizontal near antenna/Area Scan: Measurement grid: dx=8mm, dy=8mm

Configuration/WCDMA Band Ⅱ Mid-Horizontal near antenna /Zoom Scan: Measurement grid: dx=8mm, dy=8mm, dz=5m;

Area Scan	surf_sam_plan.txt
ZoomScan	5x5x7,dx=8mm dy=8mm dz=5mm,Very fast
Phantom	Validation plane
Device Position	Horizontal
Band	WCDMA band Ⅱ
Channels	Middle
Signal	TDMA (Crest factor: 1.0)

SURFACE SAR	VOLUME SAR
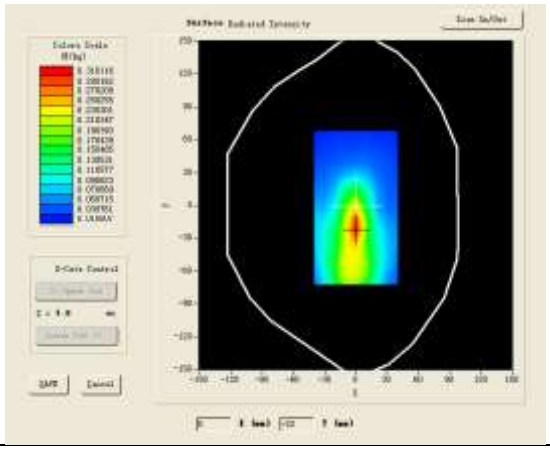	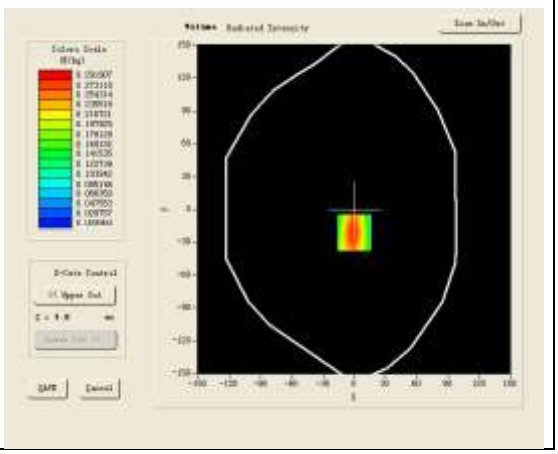

Maximum location: X=0.00, Y=-21.00

SAR 10g (W/Kg)	0.158350
SAR 1g (W/Kg)	0.296138

Z (mm)	0.00	4.00	9.00	14.00	19.00
SAR (W/Kg)	0.0000	0.2949	0.1463	0.0768	0.0472

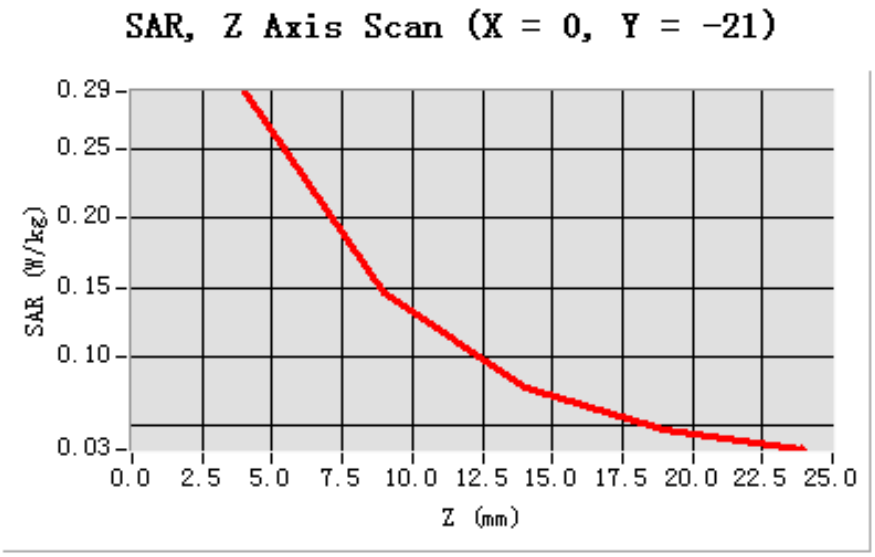

3D screen shot	Hot spot position
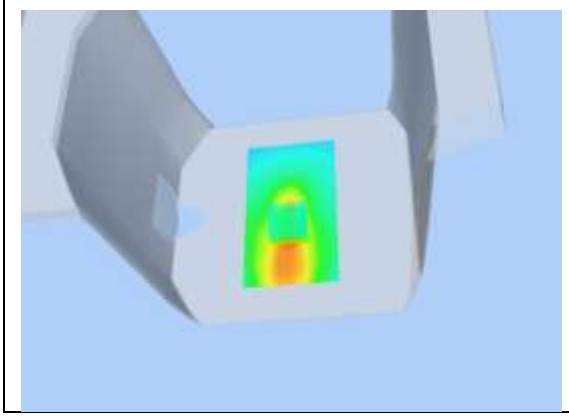	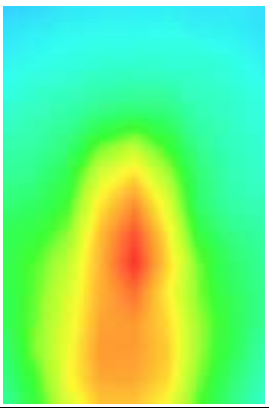

Test Laboratory: AGC Lab **Date: Apr.11,2014**

WCDMA Band Ⅱ Mid-Horizontal away from antenna

DUT: 3G TABLET; Type: Zinq7 3G

Communication System: UMTS; Communication System Band: Band Ⅱ UTRA/FDD ;Duty Cycle:1:1; Conv.F=4.45
Frequency: 1880 MHz; Medium parameters used: f = 1900 MHz; σ=1.50 mho/m; εr =54.32; ρ= 1000 kg/m³ ;
Phantom section: Flat Section
Ambient temperature (℃):21, Liquid temperature (℃):21

SATIMO Configuration:

- Probe: EP159; Calibrated: 01/12/2014
- Sensor-Surface: 4mm (Mechanical Surface Detection)
- Phantom: Flat Phantom; Type: Elliptical Phantom
- Measurement SW: OpenSAR V4_02_01

Configuration/ WCDMA Band Ⅱ Mid-Horizontal away from antenna /Area Scan: Measurement grid: dx=8mm, dy=8mm

Configuration/ WCDMA Band Ⅱ Mid-Horizontal away from antenna /Zoom Scan: Measurement grid: dx=8mm, dy=8mm, dz=5m;

Area Scan	surf_sam_plan.txt
ZoomScan	5x5x7,dx=8mm dy=8mm dz=5mm,Very fast
Phantom	Validation plane
Device Position	Horizontal
Band	WCDMA band Ⅱ
Channels	Middle
Signal	TDMA (Crest factor: 1.0)

SURFACE SAR	**VOLUME SAR**
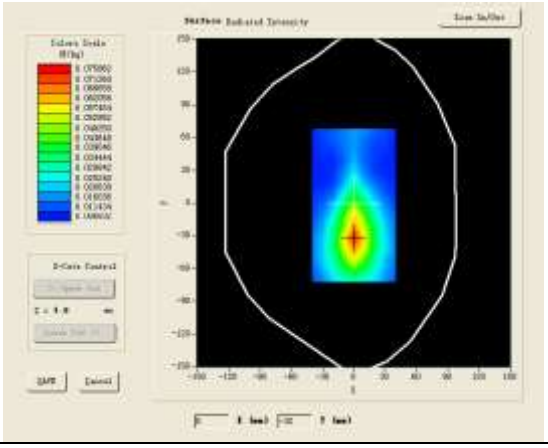	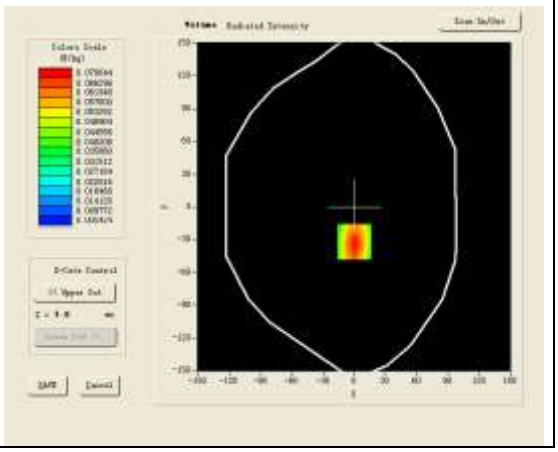

Maximum location: X=0.00, Y=-32.00

SAR 10g (W/Kg)	0.049460
SAR 1g (W/Kg)	0.076174

Z (mm)	0.00	4.00	9.00	14.00	19.00
SAR (W/Kg)	0.0000	0.0749	0.0442	0.0238	0.0180

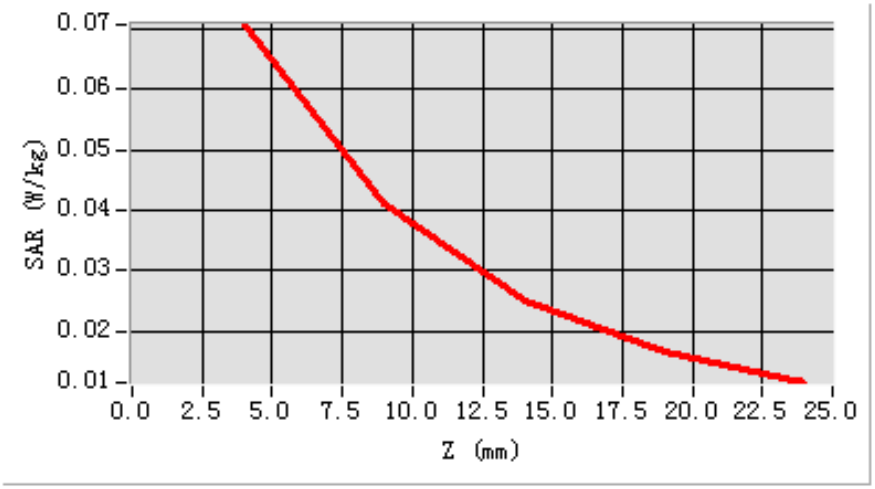

3D screen shot	Hot spot position
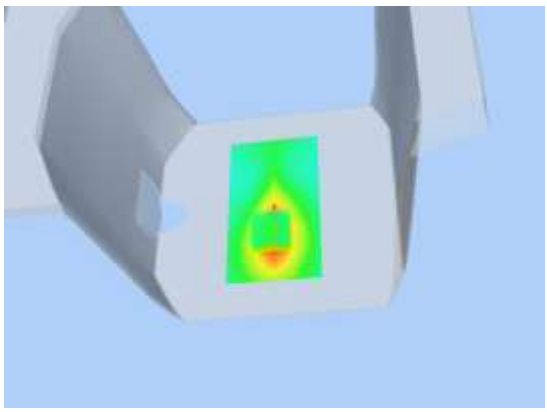	

Test Laboratory: AGC Lab **Date: Apr.11,2014**

WCDMA Band Ⅱ Low-Vertical near antenna

DUT: 3G TABLET; Type: Zinq7 3G

Communication System: UMTS; Communication System Band: Band Ⅱ UTRA/FDD ;Duty Cycle:1:1; Conv.F=4.45
Frequency: 1852.4MHz; Medium parameters used: f = 1900 MHz; σ=1.49mho/m; εr =53.27; ρ= 1000 kg/m³ ;
Phantom section: Flat Section
Ambient temperature (℃):21, Liquid temperature (℃):21

SATIMO Configuration:

- Probe: EP159; Calibrated: 01/12/2014
- Sensor-Surface: 4mm (Mechanical Surface Detection)
- Phantom: Flat Phantom; Type: Elliptical Phantom
- Measurement SW: OpenSAR V4_02_01

Configuration/ WCDMA Band Ⅱ Low-Vertical near antenna /Area Scan: Measurement grid: dx=8mm, dy=8mm

Configuration/ WCDMA Band Ⅱ Low-Vertical near antenna /Zoom Scan: Measurement grid: dx=8mm, dy=8mm, dz=5m;

Area Scan	surf_sam_plan.txt
ZoomScan	5x5x7,dx=8mm dy=8mm dz=5mm,Very fast
Phantom	Validation plane
Device Position	Vertical
Band	WCDMA band Ⅱ
Channels	Low
Signal	TDMA (Crest factor: 1.0)

SURFACE SAR	**VOLUME SAR**
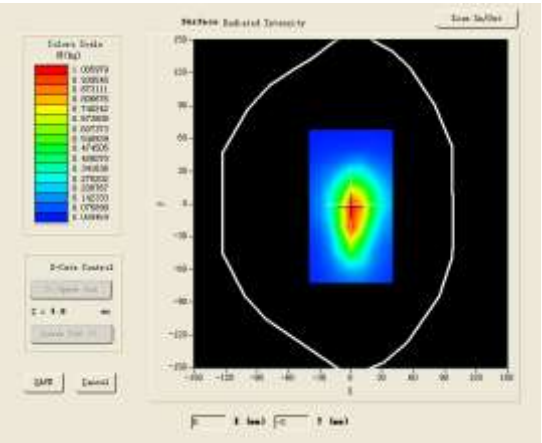	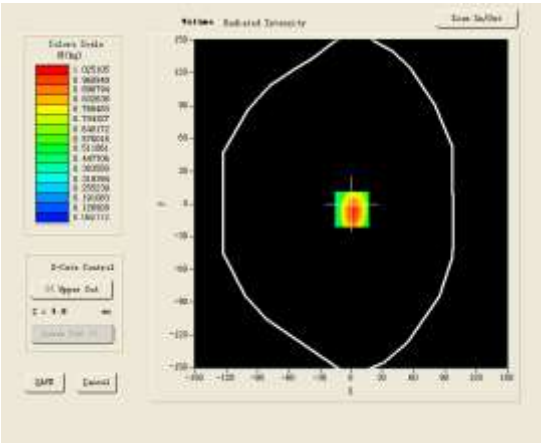

Maximum location: X=1.00, Y=-5.00

SAR 10g (W/Kg)	0.586243
SAR 1g (W/Kg)	0.970407

Z (mm)	0.00	4.00	9.00	14.00	19.00
SAR (W/Kg)	0.0000	1.0261	0.6648	0.4442	0.3048

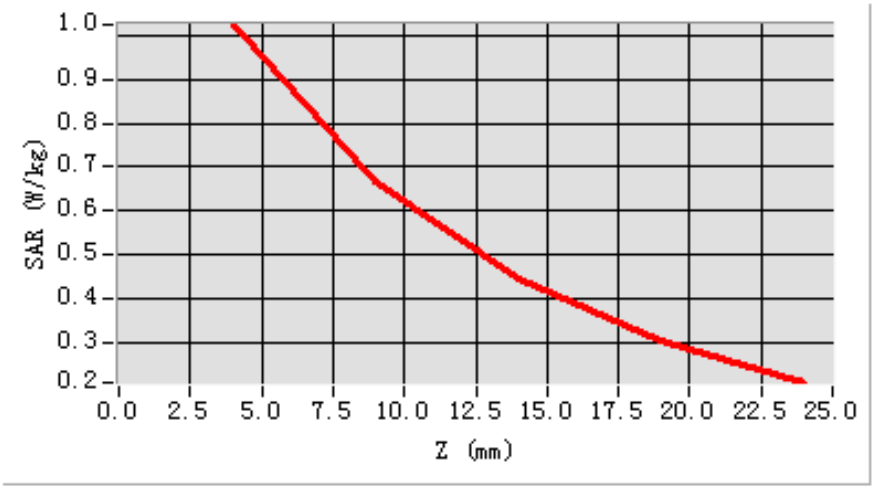

3D screen shot	Hot spot position
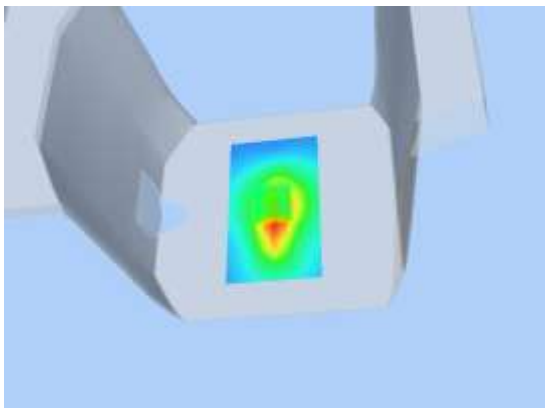	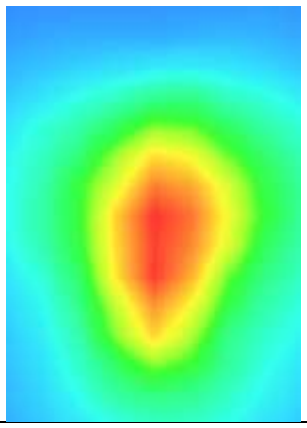

Test Laboratory: AGC Lab **Date: Apr.11,2014**

WCDMA Band Ⅱ Mid-Vertical near antenna

DUT: 3G TABLET; Type: Zinq7 3G

Communication System: UMTS; Communication System Band: Band Ⅱ UTRA/FDD ;Duty Cycle:1:1; Conv.F=4.45
Frequency: 1880 MHz; Medium parameters used: f = 1900 MHz; σ=1.50 mho/m; εr =54.32; ρ= 1000 kg/m³ ;
Phantom section: Flat Section
Ambient temperature (℃):21, Liquid temperature (℃):21

SATIMO Configuration:

- Probe: EP159; Calibrated: 01/12/2014
- Sensor-Surface: 4mm (Mechanical Surface Detection)
- Phantom: Flat Phantom; Type: Elliptical Phantom
- Measurement SW: OpenSAR V4_02_01

Configuration/ WCDMA Band Ⅱ Mid-Vertical near antenna /Area Scan: Measurement grid: dx=8mm, dy=8mm

Configuration/ WCDMA Band Ⅱ Mid-Vertical near antenna /Zoom Scan: Measurement grid: dx=8mm, dy=8mm, dz=5m;

Area Scan	surf_sam_plan.txt
ZoomScan	5x5x7,dx=8mm dy=8mm dz=5mm,Very fast
Phantom	Validation plane
Device Position	Vertical
Band	WCDMA band Ⅱ
Channels	Middle
Signal	TDMA (Crest factor: 1.0)

SURFACE SAR	VOLUME SAR
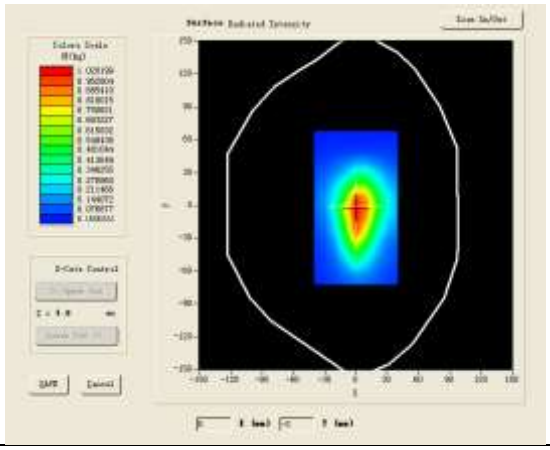	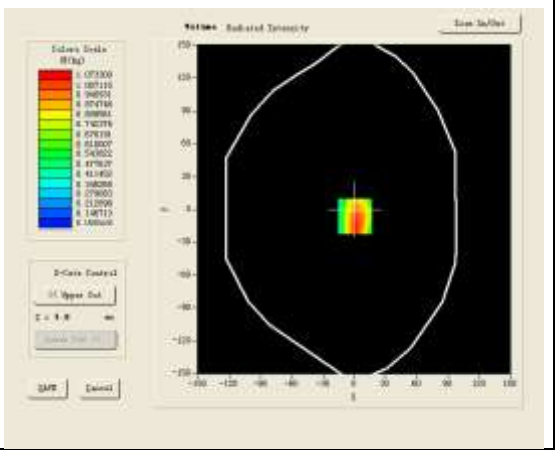

Maximum location: X=1.00, Y=-6.00

SAR 10g (W/Kg)	0.648250
SAR 1g (W/Kg)	1.006138

Z (mm)	0.00	4.00	9.00	14.00	19.00
SAR (W/Kg)	0.0000	1.0252	0.7049	0.4941	0.3561

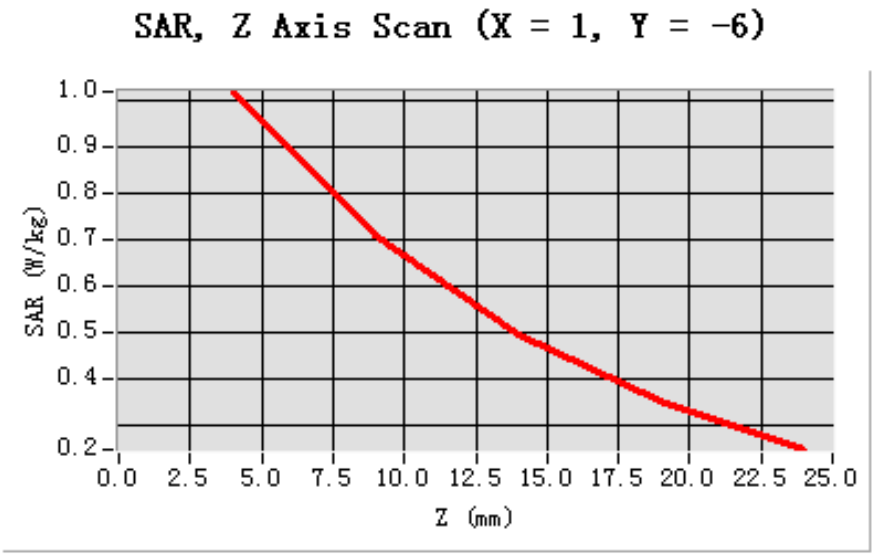

3D screen shot	Hot spot position
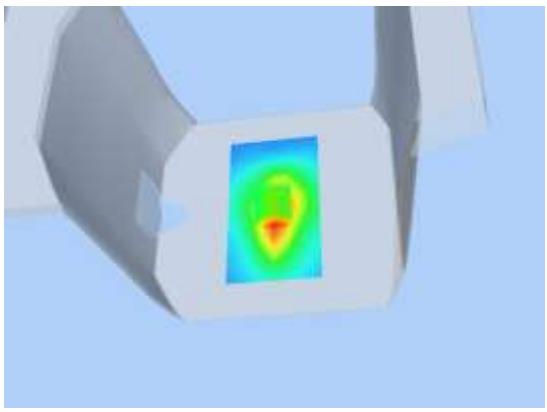	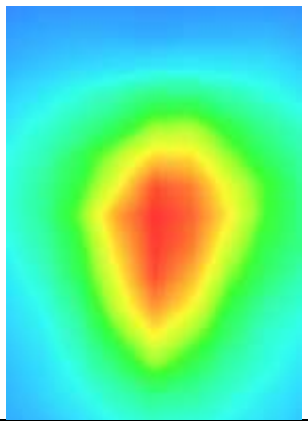

Test Laboratory: AGC Lab **Date: Apr.11,2014**

WCDMA Band Ⅱ High-Vertical near antenna

DUT: 3G TABLET; Type: Zinq7 3G

Communication System: UMTS; Communication System Band: Band Ⅱ UTRA/FDD ;Duty Cycle:1:1; Conv.F=4.45
Frequency: 1907.6MHz; Medium parameters used: f = 1900 MHz; σ=1.52 mho/m; εr =52.46; ρ= 1000 kg/m³ ;
Phantom section: Flat Section
Ambient temperature (℃):21, Liquid temperature (℃):21

SATIMO Configuration:

- Probe: EP159; Calibrated: 01/12/2014
- Sensor-Surface: 4mm (Mechanical Surface Detection)
- Phantom: Flat Phantom; Type: Elliptical Phantom
- Measurement SW: OpenSAR V4_02_01

Configuration/ WCDMA Band Ⅱ High-Vertical near antenna /Area Scan: Measurement grid: dx=8mm, dy=8mm

Configuration/ WCDMA Band Ⅱ High-Vertical near antenna /Zoom Scan: Measurement grid: dx=8mm, dy=8mm, dz=5m;

Area Scan	surf_sam_plan.txt
ZoomScan	5x5x7,dx=8mm dy=8mm dz=5mm,Very fast
Phantom	Validation plane
Device Position	Vertical
Band	WCDMA band Ⅱ
Channels	High
Signal	TDMA (Crest factor: 1.0)

SURFACE SAR	VOLUME SAR
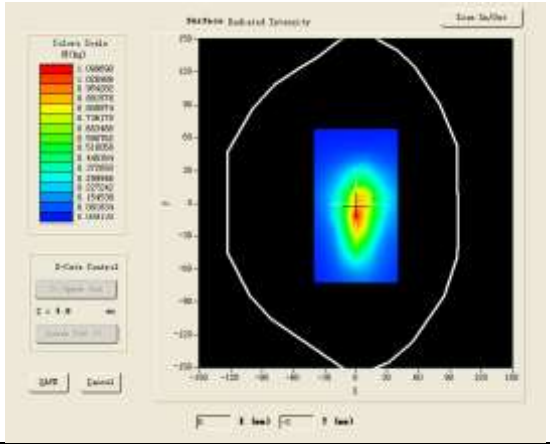	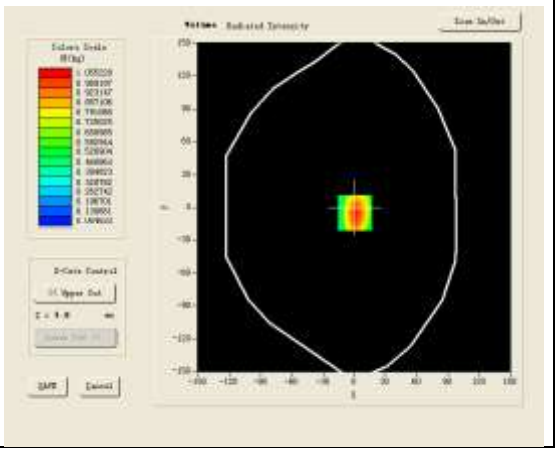

Maximum location: X=1.00, Y=-5.00

SAR 10g (W/Kg)	0.596139
SAR 1g (W/Kg)	0.998350

Z (mm)	0.00	4.00	9.00	14.00	19.00
SAR (W/Kg)	0.0000	1.0562	0.6875	0.4541	0.3083

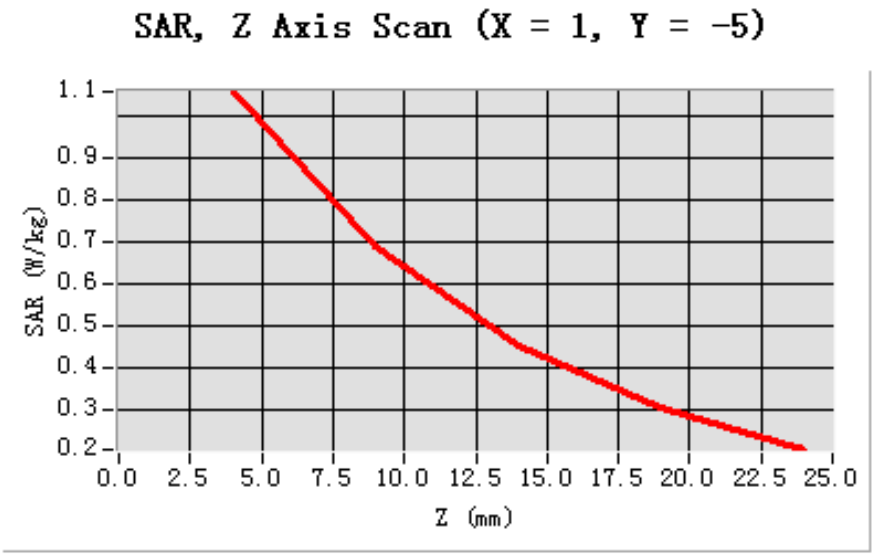

3D screen shot	Hot spot position
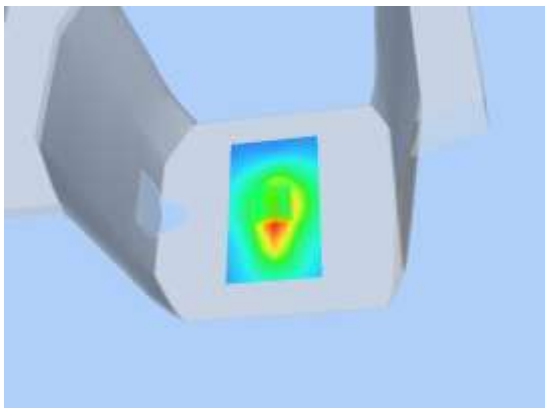	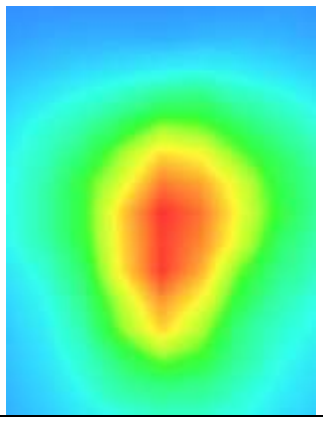

Test Laboratory: AGC Lab **Date: Apr.11,2014**

WCDMA Band Ⅱ Mid-Vertical away from antenna

DUT: 3G TABLET; Type: Zinq7 3G

Communication System: UMTS; Communication System Band: Band Ⅱ UTRA/FDD ;Duty Cycle:1:1; Conv.F=4.45
Frequency: 1880 MHz; Medium parameters used: f = 1900 MHz; σ=1.50 mho/m; εr =54.32; ρ= 1000 kg/m³ ;
Phantom section: Flat Section
Ambient temperature (℃):21, Liquid temperature (℃):21

SATIMO Configuration:

- Probe: EP159; Calibrated: 01/12/2014
- Sensor-Surface: 4mm (Mechanical Surface Detection)
- Phantom: Flat Phantom; Type: Elliptical Phantom
- Measurement SW: OpenSAR V4_02_01

Configuration/ WCDMA Band Ⅱ Mid-Vertical away from antenna /Area Scan: Measurement grid: dx=8mm, dy=8mm

Configuration/ WCDMA Band Ⅱ Mid-Vertical away from antenna /Zoom Scan: Measurement grid: dx=8mm, dy=8mm, dz=5m;

Area Scan	surf_sam_plan.txt
ZoomScan	5x5x7,dx=8mm dy=8mm dz=5mm,Very fast
Phantom	Validation plane
Device Position	Vertical
Band	WCDMA band Ⅱ
Channels	Middle
Signal	TDMA (Crest factor: 1.0)

SURFACE SAR	**VOLUME SAR**
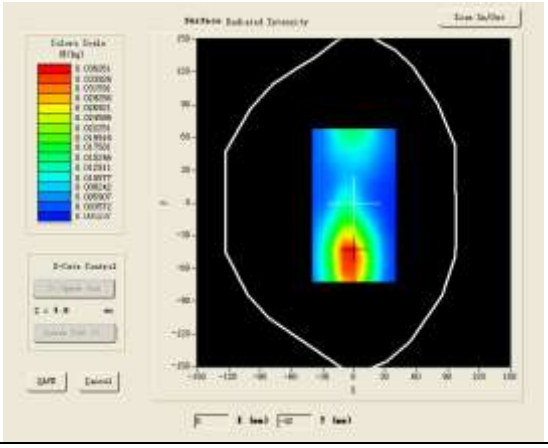	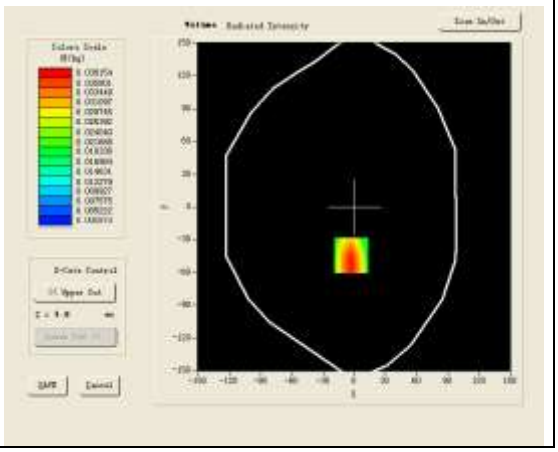

Maximum location: X=-3.00, Y=-44.00

SAR 10g (W/Kg)	0.027350
SAR 1g (W/Kg)	0.036036

Z (mm)	0.00	4.00	9.00	14.00	19.00
SAR (W/Kg)	0.0000	0.0338	0.0212	0.0138	0.0098

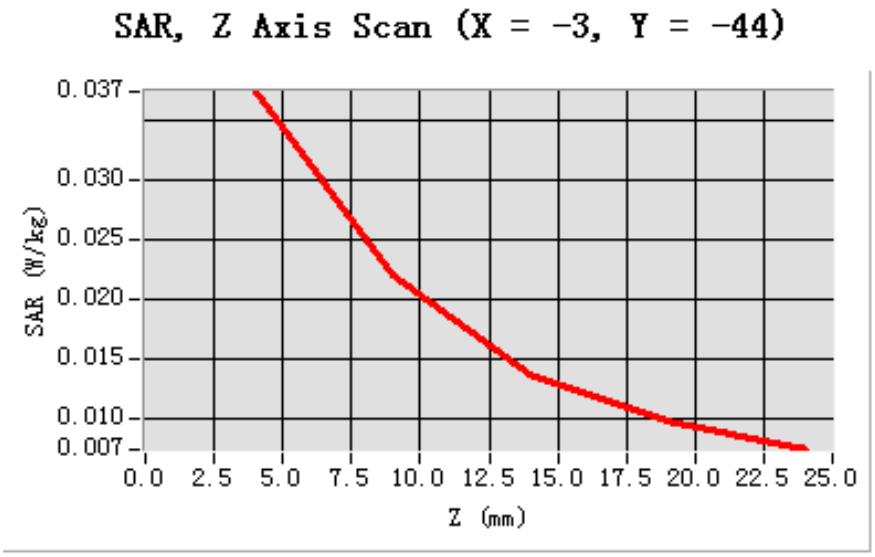

3D screen shot	Hot spot position
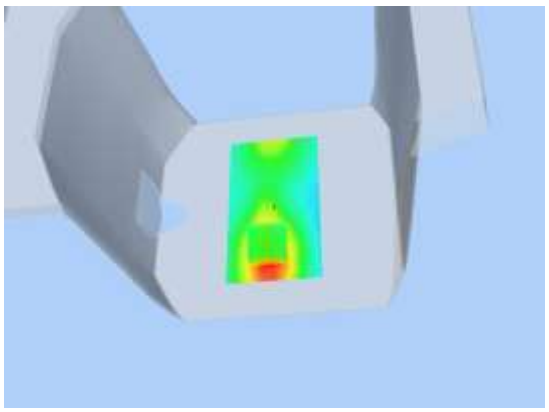	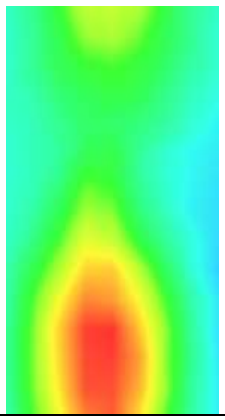

Test Laboratory: AGC Lab **Date: Apr.11,2014**

WCDMA Band Ⅴ Mid-Touch-Left (RMC)

DUT: 3G TABLET; Type: Zinq7 3G

Communication System: UMTS; Communication System Band: BAND Ⅴ UTRA/FDD ; Duty Cycle:1: 1; Conv.F=5.27
Frequency: 835 MHz; Medium parameters used: f = 835 MHz; σ=0.88 mho/m; εr =42.56; ρ= 1000 kg/m³ ;
Phantom section: Left Section
Ambient temperature (℃): 21, Liquid temperature (℃): 21

SATIMO Configuration:

- Probe: EP159; Calibrated: 01/12/2014
- Sensor-Surface: 4mm (Mechanical Surface Detection)
- Phantom: Flat Phantom; Type: Elliptical Phantom
- Measurement SW: OpenSAR V4_02_01

Configuration/ WCDMA BandⅤMid-Touch-Left/Area Scan (6x8x1): Measurement grid: dx=8mm, dy=8mm
Configuration/ WCDMA BandⅤMid-Touch-Left/Zoom Scan (5x5x7)/Cube 0: Measurement grid: dx=8mm, dy=8mm, dz=5mm

Area Scan	sam_direct_droit2_surf8mm.txt
ZoomScan	5x5x7,dx=8mm dy=8mm dz=5mm,Very fast
Phantom	Left head
Device Position	Cheek
Band	WCDMA Band Ⅴ
Channels	Middle
Signal	TDMA (Crest factor: 1.0)

SURFACE SAR	VOLUME SAR
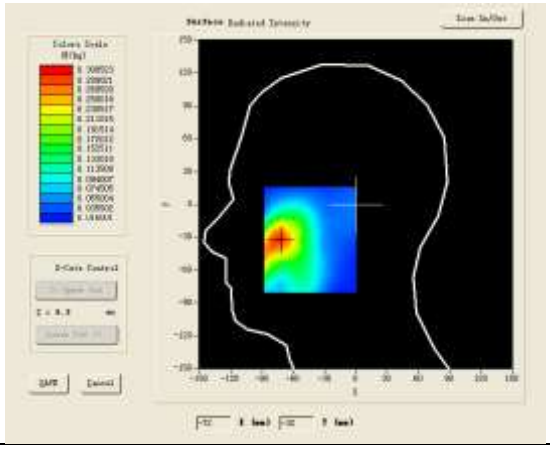	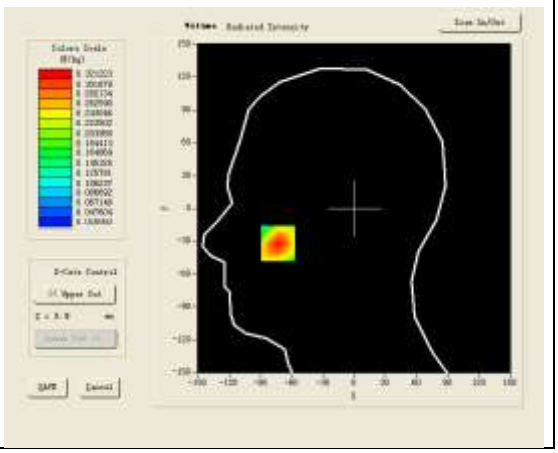

Maximum location: X=-73.00, Y=-32.00

SAR 10g (W/Kg)	0.198682
SAR 1g (W/Kg)	0.304626

Z (mm)	0.00	4.00	9.00	14.00	19.00
SAR (W/Kg)	0.0000	0.3212	0.2154	0.1513	0.1138

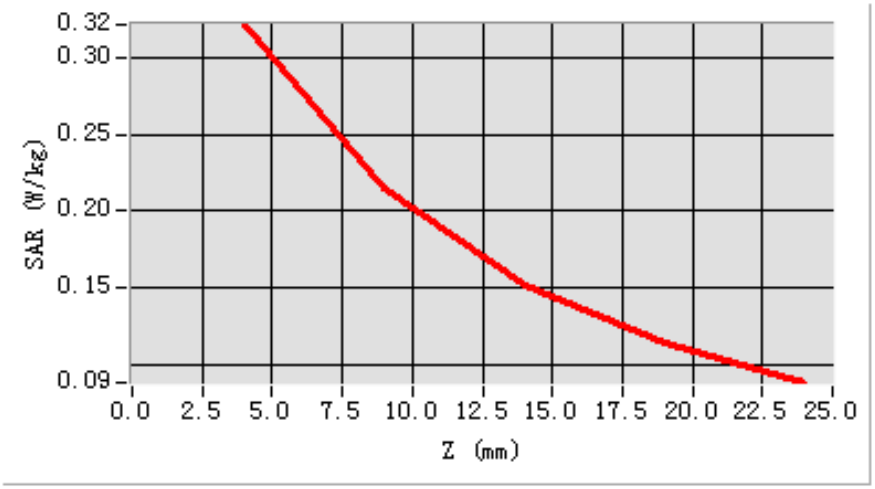

3D screen shot	Hot spot position
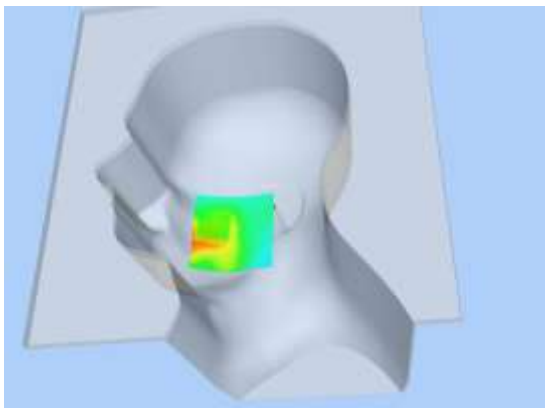	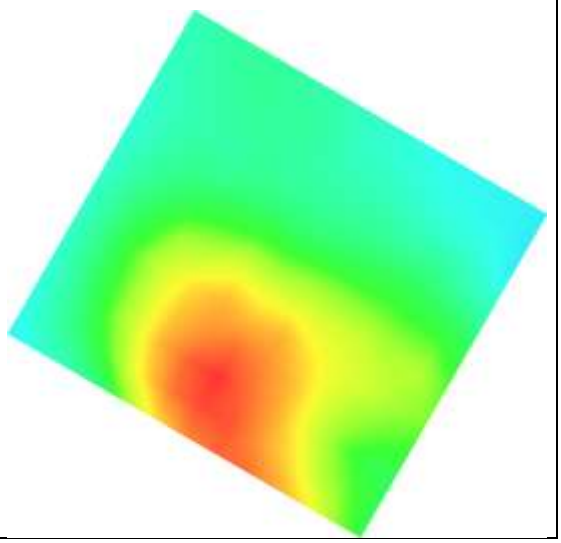

Test Laboratory: AGC Lab **Date: Apr.11,2014**

WCDMA Band Ⅴ Mid-Tilt-Left (RMC)

DUT: 3G TABLET; Type: Zinq7 3G

Communication System: UMTS; Communication System Band: BAND Ⅴ UTRA/FDD ; Duty Cycle:1: 1; Conv.F=5.27
Frequency: 835 MHz; Medium parameters used: f = 835 MHz; σ=0.88 mho/m; εr =42.56; ρ= 1000 kg/m³ ;
Phantom section: Left Section
Ambient temperature (℃): 21, Liquid temperature (℃): 21

SATIMO Configuration:

- Probe: EP159; Calibrated: 01/12/2014
- Sensor-Surface: 4mm (Mechanical Surface Detection)
- Phantom: Flat Phantom; Type: Elliptical Phantom
- Measurement SW: OpenSAR V4_02_01

Configuration/ WCDMA BandⅤMid-Tilt-Left/Area Scan (6x8x1): Measurement grid: dx=8mm, dy=8mm
Configuration/ WCDMA BandⅤMid-Tilt-Left/Zoom Scan (5x5x7)/Cube 0: Measurement grid: dx=8mm, dy=8mm, dz=5mm;

Area Scan	sam_direct_droit2_surf8mm.txt
ZoomScan	5x5x7,dx=8mm dy=8mm dz=5mm,Very fast
Phantom	Left head
Device Position	Tilt
Band	WCDMA Band Ⅴ
Channels	Middle
Signal	TDMA (Crest factor: 1.0)

SURFACE SAR	VOLUME SAR
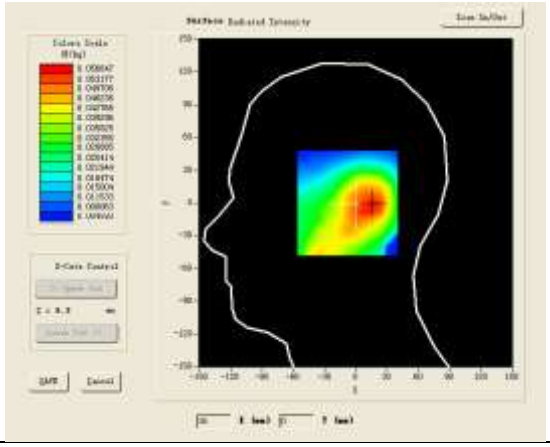	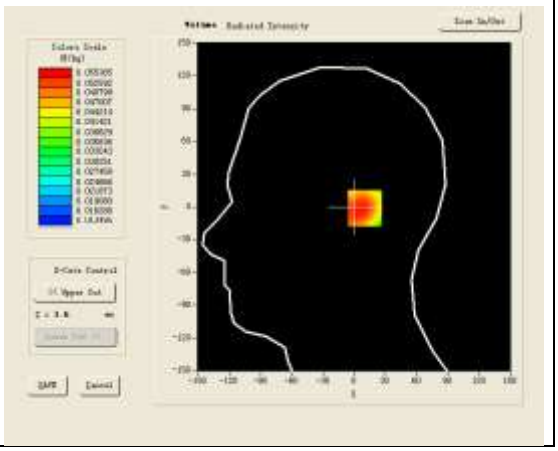

Maximum location: X=16.00, Y=-1.00

SAR 10g (W/Kg)	0.040794
SAR 1g (W/Kg)	0.053949

Z (mm)	0.00	4.00	9.00	14.00	19.00
SAR (W/Kg)	0.0000	0.0554	0.0440	0.0351	0.0281

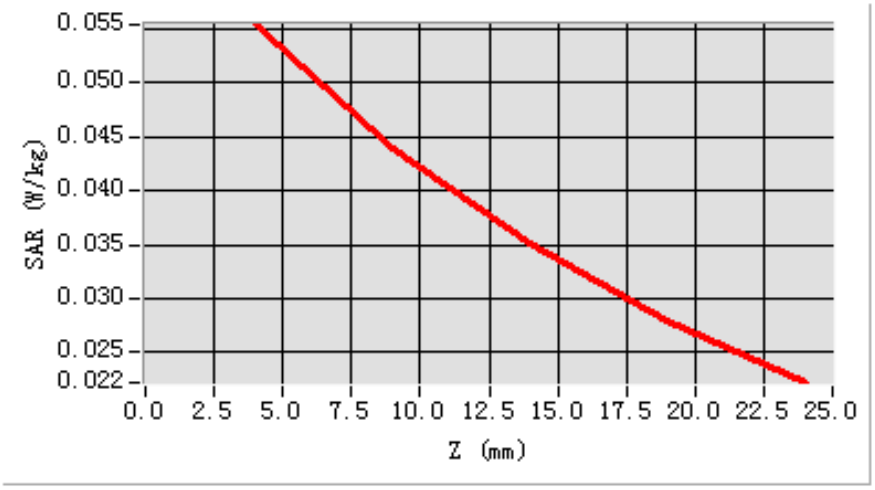

3D screen shot	Hot spot position
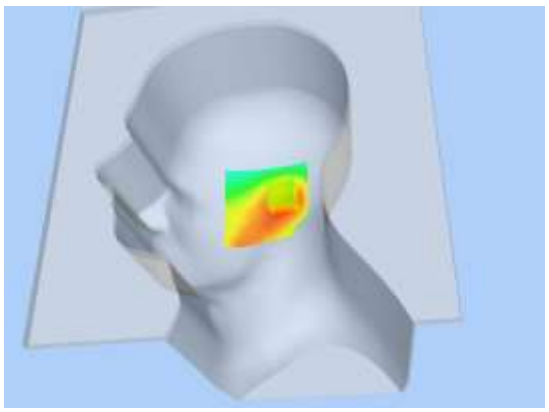	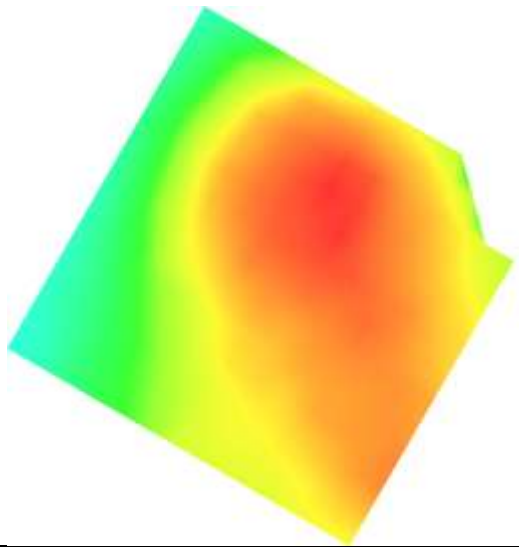

Test Laboratory: AGC Lab **Date: Apr.11,2014**

WCDMA Band Ⅴ Mid- Touch-Right (RMC)

DUT: 3G TABLET; Type: Zinq7 3G

Communication System: UMTS; Communication System Band: BAND Ⅴ UTRA/FDD ; Duty Cycle:1: 1; Conv.F=5.27
Frequency: 835 MHz; Medium parameters used: f = 835 MHz; σ=0.88 mho/m; εr =42.56; ρ= 1000 kg/m³ ;
Phantom section: Right Section
Ambient temperature (℃): 21, Liquid temperature (℃): 21

SATIMO Configuration:

- Probe: EP159; Calibrated: 01/12/2014
- Sensor-Surface: 4mm (Mechanical Surface Detection)
- Phantom: Flat Phantom; Type: Elliptical Phantom
- Measurement SW: OpenSAR V4_02_01

Configuration/ WCDMA BandⅤMid-Touch-Right/Area Scan: Measurement grid: dx=8mm, dy=8mm
Configuration/ WCDMA BandⅤMid-Touch-Right/Zoom Scan: Measurement grid: dx=8mm, dy=8mm, dz=5mm;

Area Scan	sam_direct_droit2_surf8mm.txt
ZoomScan	5x5x7,dx=8mm dy=8mm dz=5mm,Very fast
Phantom	Right head
Device Position	Cheek
Band	WCDMA Band Ⅴ
Channels	Middle
Signal	TDMA (Crest factor: 1.0)

SURFACE SAR	**VOLUME SAR**
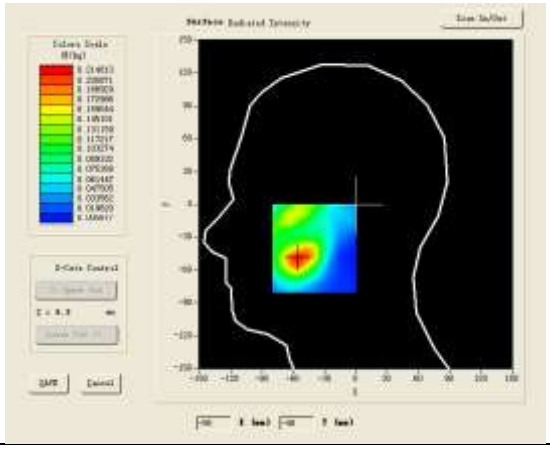	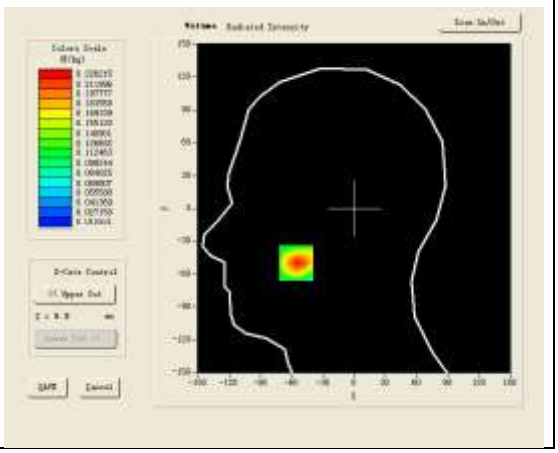

Maximum location: X=-56.00, Y=-50.00

SAR 10g (W/Kg)	0.130402
SAR 1g (W/Kg)	0.212291

Z (mm)	0.00	4.00	9.00	14.00	19.00
SAR (W/Kg)	0.0000	0.2262	0.1587	0.1095	0.0738

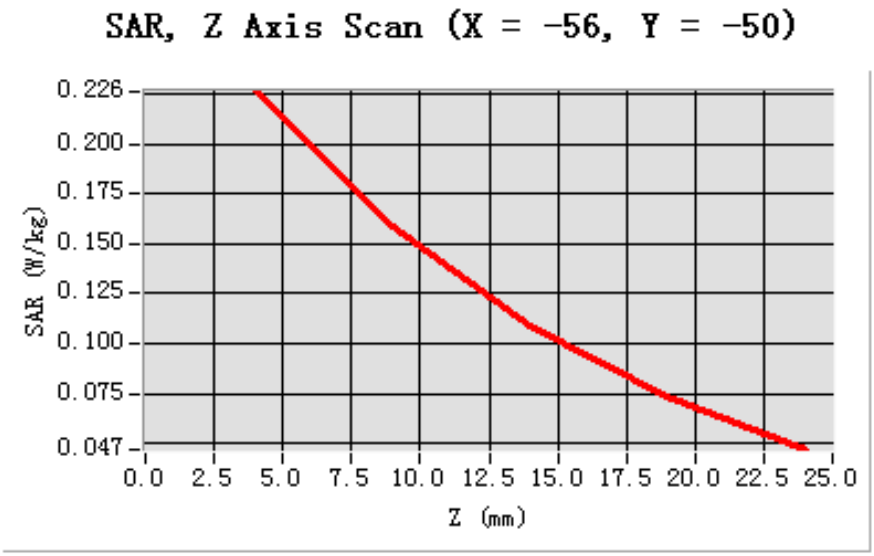

3D screen shot	Hot spot position
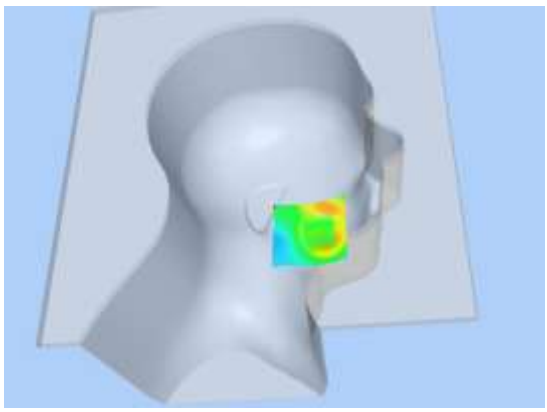	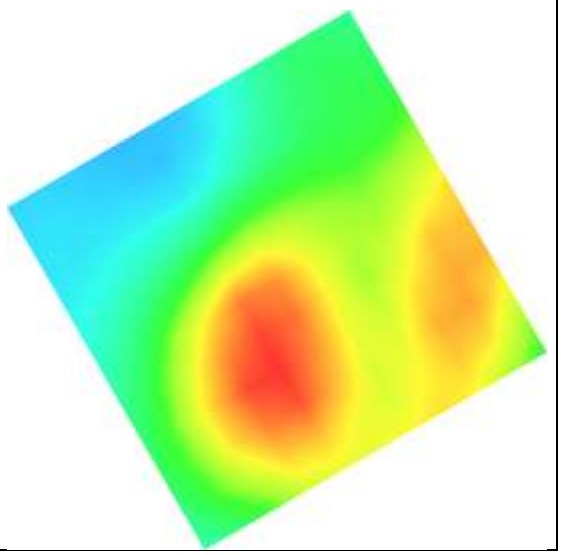

Test Laboratory: AGC Lab **Date: Apr.11,2014**

WCDMA Band Ⅴ Mid-Tilt-Right (RMC)

DUT: 3G TABLET; Type: Zinq7 3G

Communication System: UMTS; Communication System Band: BAND Ⅴ UTRA/FDD ; Duty Cycle:1: 1; Conv.F=5.27
Frequency: 835 MHz; Medium parameters used: f = 835 MHz; σ=0.88 mho/m; εr =42.56; ρ= 1000 kg/m³ ;
Phantom section: Right Section
Ambient temperature (℃): 21, Liquid temperature (℃): 21

SATIMO Configuration:

- Probe: EP159; Calibrated: 01/12/2014
- Sensor-Surface: 4mm (Mechanical Surface Detection)
- Phantom: Flat Phantom; Type: Elliptical Phantom
- Measurement SW: OpenSAR V4_02_01

Configuration/ WCDMA BandⅤMid-Tilt-Right/Area Scan: Measurement grid: dx=8mm, dy=8mm
Configuration/ WCDMA BandⅤMid-Tilt-Right/Zoom Scan: Measurement grid: dx=8mm, dy=8mm, dz=5mm;

Area Scan	sam_direct_droit2_surf8mm.txt
Zoom Scan	5x5x7,dx=8mm dy=8mm dz=5mm,Very fast
Phantom	Right head
Device Position	Tilt
Band	WCDMA Band Ⅴ
Channels	Middle
Signal	TDMA (Crest factor: 1.0)

SURFACE SAR	VOLUME SAR
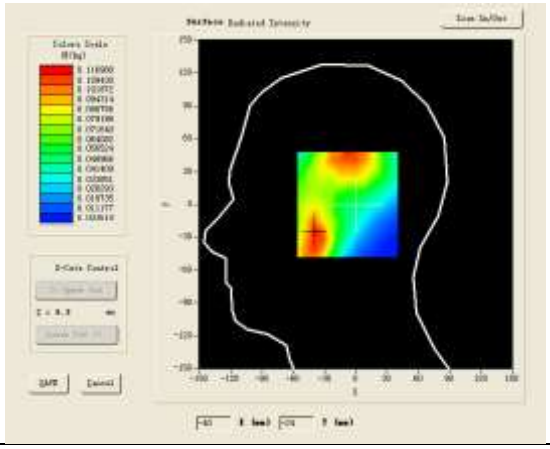	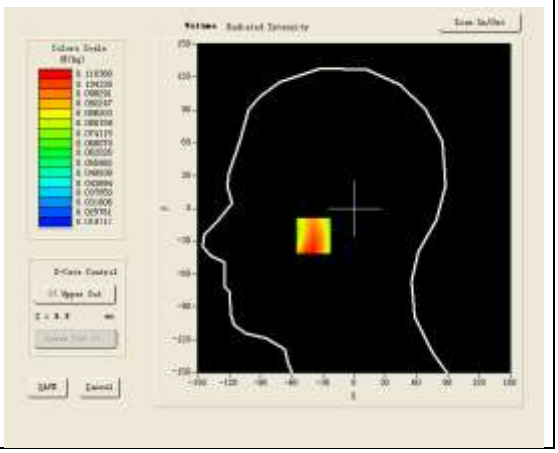

Maximum location: X=-39.00, Y=-25.00

SAR 10g (W/Kg)	0.074016
SAR 1g (W/Kg)	0.104815

Z (mm)	0.00	4.00	9.00	14.00	19.00
SAR (W/Kg)	0.0000	0.1037	0.0864	0.0667	0.0465

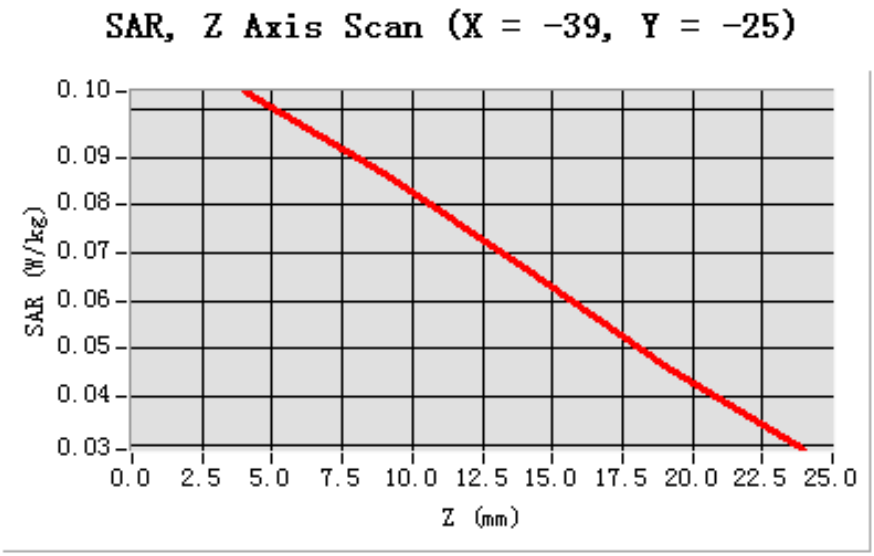

3D screen shot	Hot spot position
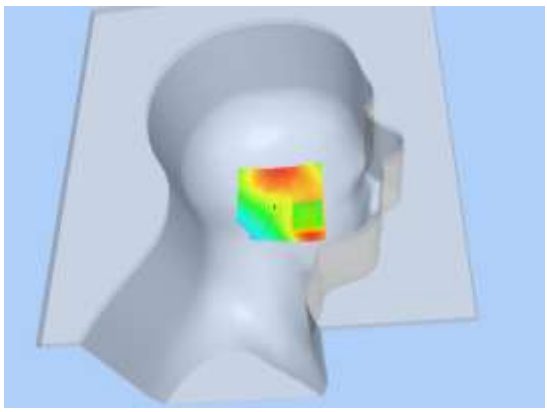	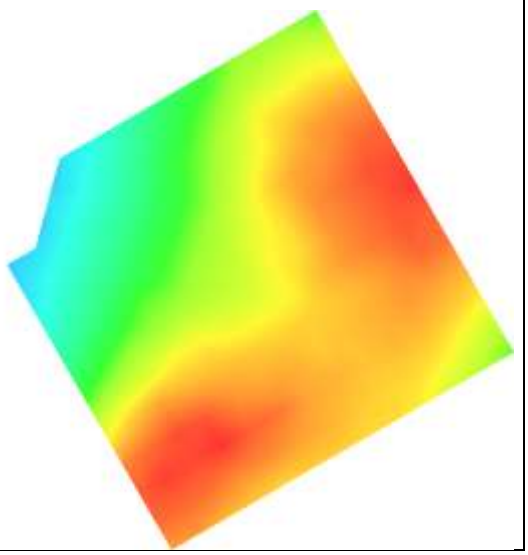

Test Laboratory: AGC Lab **Date: Apr.11,2014**

WCDMA Band Ⅴ Low-Body-Towards Grounds (RMC)

DUT: 3G TABLET; Type: Zinq7 3G

Communication System: UMTS; Communication System Band: BAND Ⅴ UTRA/FDD; Duty Cycle:1: 1; Conv.F=5.48
Frequency: 826.4 MHz; Medium parameters used: f = 835 MHz; σ=0.93mho/m; εr =53.46; ρ= 1000 kg/m³ ;
Phantom section: Flat Section
Ambient temperature (℃):21, Liquid temperature (℃):21

SATIMO Configuration:

- Probe: EP159; Calibrated: 01/12/2014
- Sensor-Surface: 4mm (Mechanical Surface Detection)
- Phantom: Flat Phantom; Type: Elliptical Phantom
- Measurement SW: OpenSAR V4_02_01

Configuration/ WCDMA BandⅤLow-Body-Back/Area Scan (6x8x1): Measurement grid: dx=8mm, dy=8mm
Configuration/ WCDMA BandⅤLow-Body-Back/Zoom Scan (5x5x7)/Cube 0: Measurement grid: dx=8mm,dy=8mm, dz=5mm;

Area Scan	surf_sam_plan.txt
ZoomScan	5x5x7,dx=8mm dy=8mm dz=5mm,Very fast
Phantom	Validation plane
Device Position	Body Back
Band	WCDMA Band Ⅴ
Channels	Low
Signal	TDMA (Crest factor: 1.0)

SURFACE SAR	VOLUME SAR
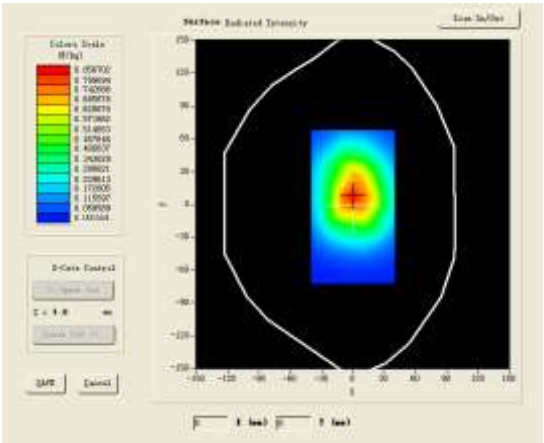	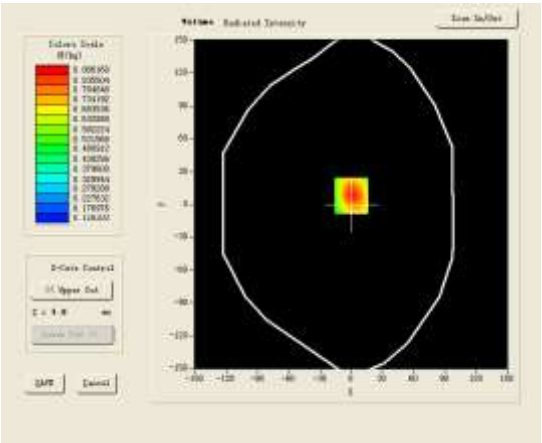

Maximum location: X=0.00, Y=8.00

SAR 10g (W/Kg)	0.591437
SAR 1g (W/Kg)	0.905862

Z (mm)	0.00	4.00	9.00	14.00	19.00
SAR (W/Kg)	0.0000	0.8862	0.6063	0.4249	0.3089

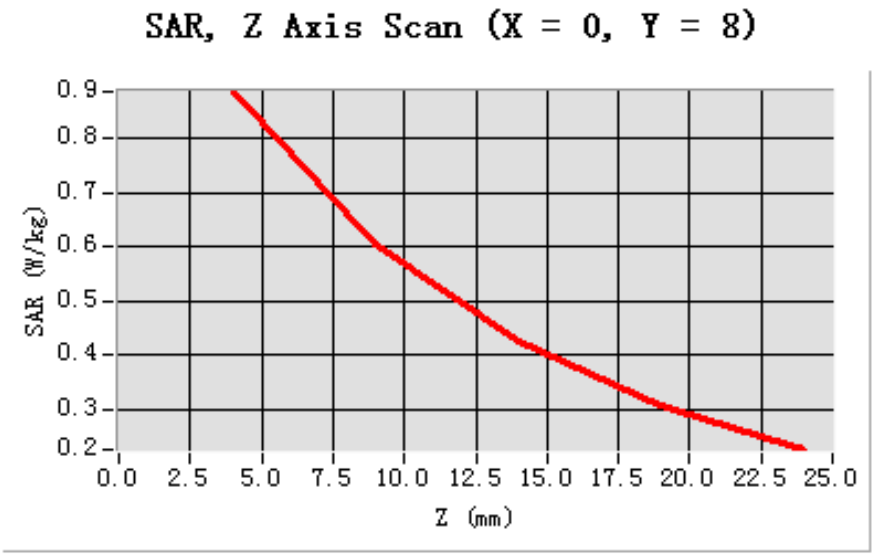

3D screen shot	Hot spot position
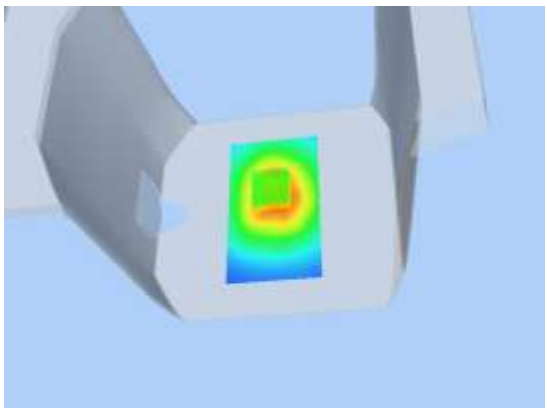	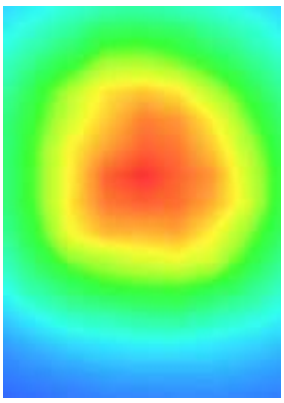

Test Laboratory: AGC Lab **Date: Apr.11,2014**

WCDMA Band Ⅴ Mid-Body-Towards Grounds (RMC)

DUT: 3G TABLET; Type: Zinq7 3G

Communication System: UMTS; Communication System Band: BAND Ⅴ UTRA/FDD; Duty Cycle:1: 1; Conv.F=5.48
Frequency: 835 MHz; Medium parameters used: f = 835 MHz; σ=0.96 mho/m; εr =54.07; ρ= 1000 kg/m³ ;
Phantom section: Flat Section
Ambient temperature (℃):21, Liquid temperature (℃):21

SATIMO Configuration:

- Probe: EP159; Calibrated: 01/12/2014
- Sensor-Surface: 4mm (Mechanical Surface Detection)
- Phantom: Flat Phantom; Type: Elliptical Phantom
- Measurement SW: OpenSAR V4_02_01

Configuration/ WCDMA BandⅤMid-Body-Back/Area Scan (6x8x1): Measurement grid: dx=8mm, dy=8mm
Configuration/ WCDMA BandⅤMid-Body-Back/Zoom Scan (5x5x7)/Cube 0: Measurement grid: dx=8mm,dy=8mm, dz=5mm;

Area Scan	surf_sam_plan.txt
ZoomScan	5x5x7,dx=8mm dy=8mm dz=5mm,Very fast
Phantom	Validation plane
Device Position	Body Back
Band	WCDMA Band Ⅴ
Channels	Middle
Signal	TDMA (Crest factor: 1.0)

SURFACE SAR	VOLUME SAR
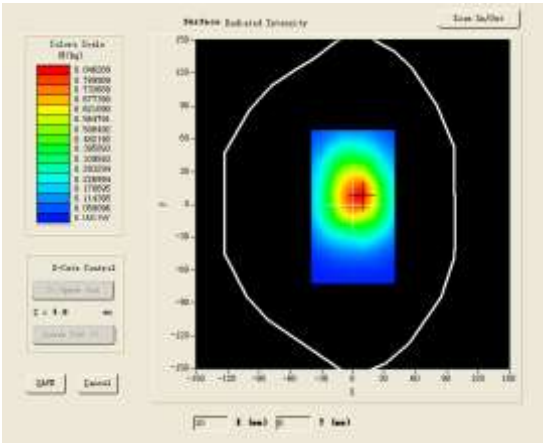	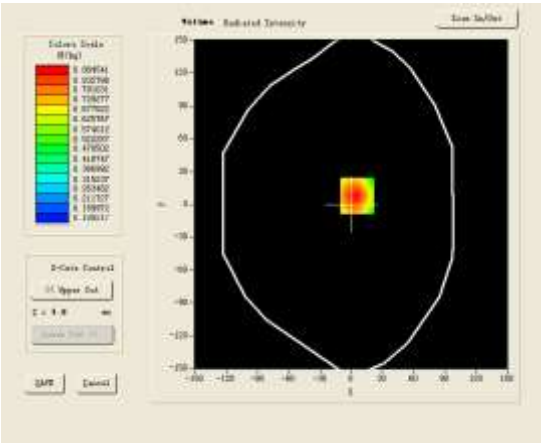

Maximum location: X=6.00, Y=8.00

SAR 10g (W/Kg)	0.587249
SAR 1g (W/Kg)	0.914127

Z (mm)	0.00	4.00	9.00	14.00	19.00
SAR (W/Kg)	0.0000	0.8874	0.5738	0.3869	0.2831

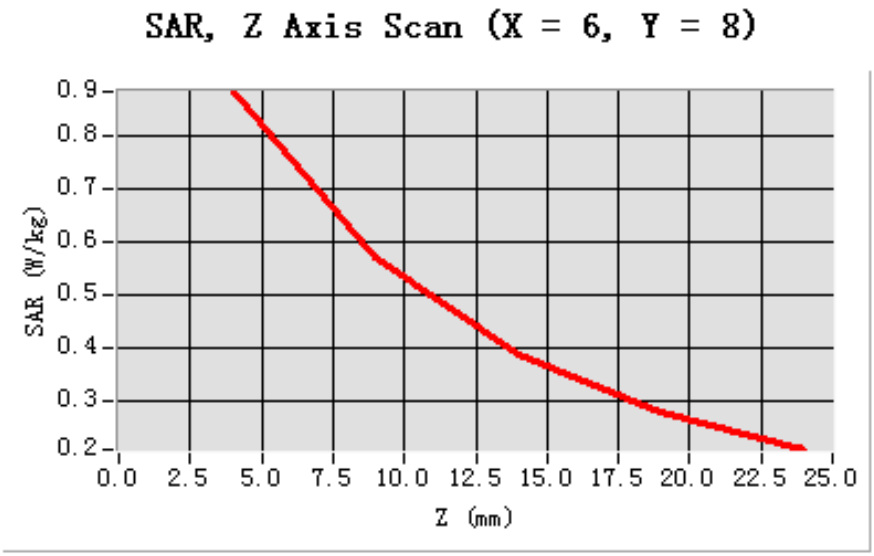

3D screen shot	Hot spot position
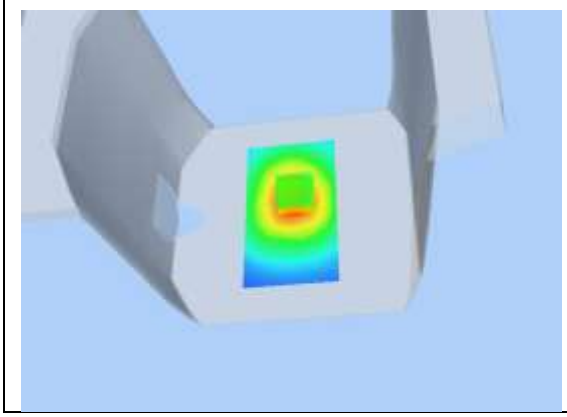	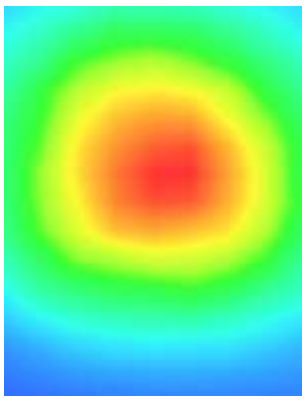

Test Laboratory: AGC Lab **Date: Apr.11,2014**

WCDMA Band Ⅴ High-Body-Towards Grounds (RMC)

DUT: 3G TABLET; Type: Zinq7 3G

Communication System: UMTS; Communication System Band: BAND Ⅴ UTRA/FDD; Duty Cycle:1: 1; Conv.F=5.48
Frequency: 846.6MHz; Medium parameters used: f = 835 MHz; σ=0.94mho/m; εr =55.07; ρ= 1000 kg/m³ ;
Phantom section: Flat Section
Ambient temperature (℃):21, Liquid temperature (℃):21

SATIMO Configuration:

- Probe: EP159; Calibrated: 01/12/2014
- Sensor-Surface: 4mm (Mechanical Surface Detection)
- Phantom: Flat Phantom; Type: Elliptical Phantom
- Measurement SW: OpenSAR V4_02_01

Configuration/ WCDMA BandⅤHigh-Body-Back/Area Scan (6x8x1): Measurement grid: dx=8mm, dy=8mm
Configuration/ WCDMA BandⅤHigh-Body-Back/Zoom Scan (5x5x7)/Cube 0: Measurement grid: dx=8mm,dy=8mm, dz=5mm;

Area Scan	surf_sam_plan.txt
ZoomScan	5x5x7,dx=8mm dy=8mm dz=5mm,Very fast
Phantom	Validation plane
Device Position	Body Back
Band	WCDMA Band Ⅴ
Channels	High
Signal	TDMA (Crest factor: 1.0)

SURFACE SAR	VOLUME SAR
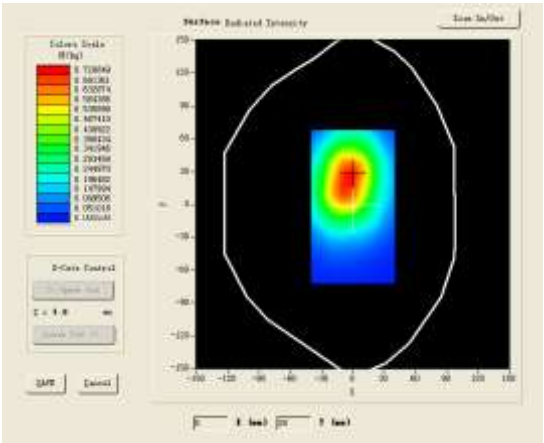	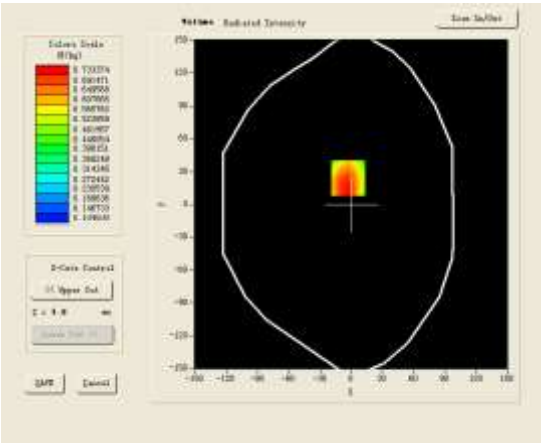

Maximum location: X=-3.00, Y=24.00

SAR 10g (W/Kg)	0.525137
SAR 1g (W/Kg)	0.765480

Z (mm)	0.00	4.00	9.00	14.00	19.00
SAR (W/Kg)	0.0000	0.7026	0.5371	0.3921	0.2723

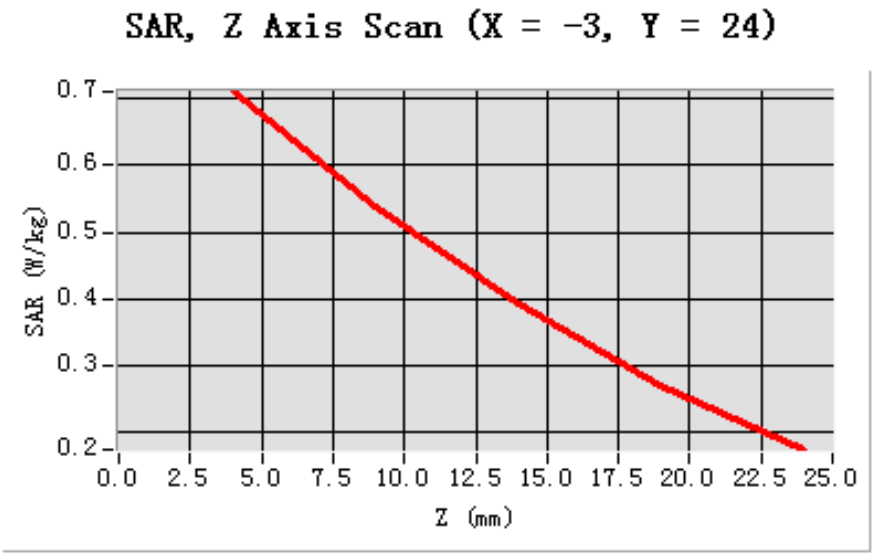

3D screen shot	Hot spot position
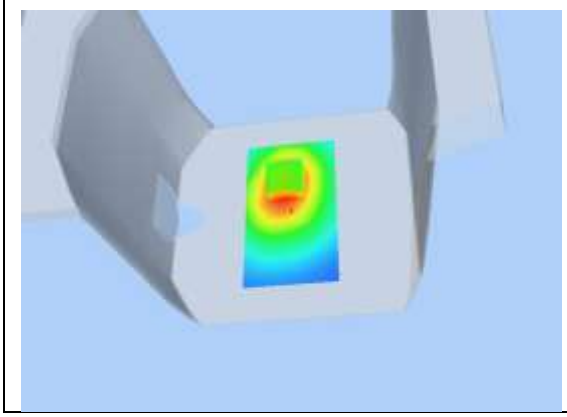	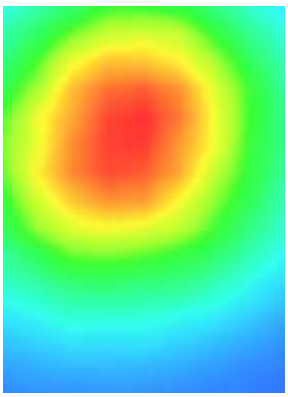

Test Laboratory: AGC Lab **Date: Apr.11,2014**

WCDMA Band Ⅴ Mid- Body - Towards Phantom (RMC)

DUT: 3G TABLET; Type: Zinq7 3G

Communication System: UMTS; Communication System Band: BAND Ⅴ UTRA/FDD ; Duty Cycle:1: 1; Conv.F=5.48
Frequency: 835 MHz; Medium parameters used: f = 835 MHz;σ=0.96 mho/m; εr =54.07; ρ= 1000kg/m³ ;
Phantom section: Flat Section
Ambient temperature (℃):21, Liquid temperature (℃):21

SATIMO Configuration:

- Probe: EP159; Calibrated: 01/12/2014
- Sensor-Surface: 4mm (Mechanical Surface Detection)
- Phantom: Flat Phantom; Type: Elliptical Phantom
- Measurement SW: OpenSAR V4_02_01

Configuration/ WCDMA BandⅤMid-Body-Front/Area Scan (6x8x1): Measurement grid: dx=8mm, dy=8mm
Configuration/ WCDMA BandⅤMid-Body-Front/Zoom Scan (5x5x7)/Cube 0: Measurement grid: dx=8mm, dy=8mm, dz=5mm;

Area Scan	surf_sam_plan.txt
ZoomScan	5x5x7,dx=8mm dy=8mm dz=5mm,Very fast
Phantom	Validation plane
Device Position	Body Front
Band	WCDMA Band Ⅴ
Channels	Middle
Signal	TDMA (Crest factor: 1.0)

SURFACE SAR	VOLUME SAR
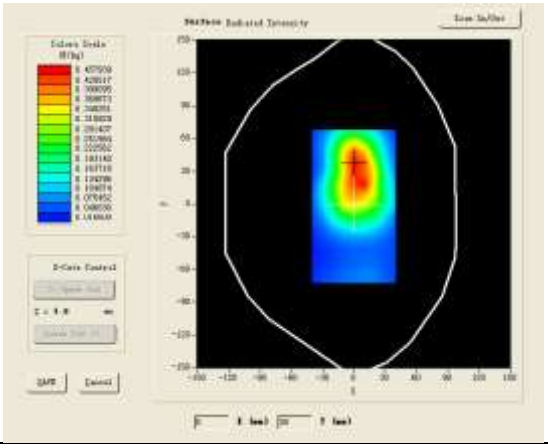	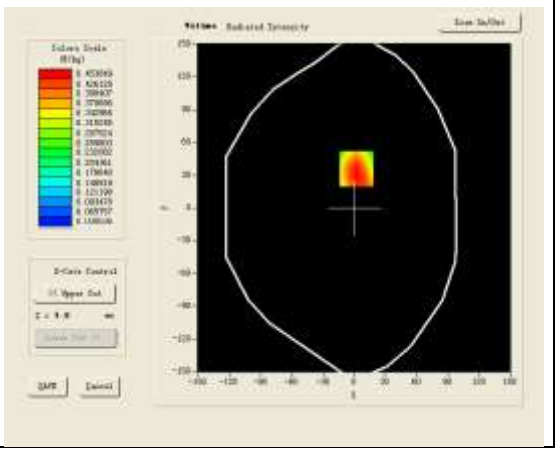

Maximum location: X=2.00, Y=36.00

SAR 10g (W/Kg)	0.293478
SAR 1g (W/Kg)	0.479623

Z (mm)	0.00	4.00	9.00	14.00	19.00
SAR (W/Kg)	0.0000	0.4539	0.2958	0.1870	0.1197

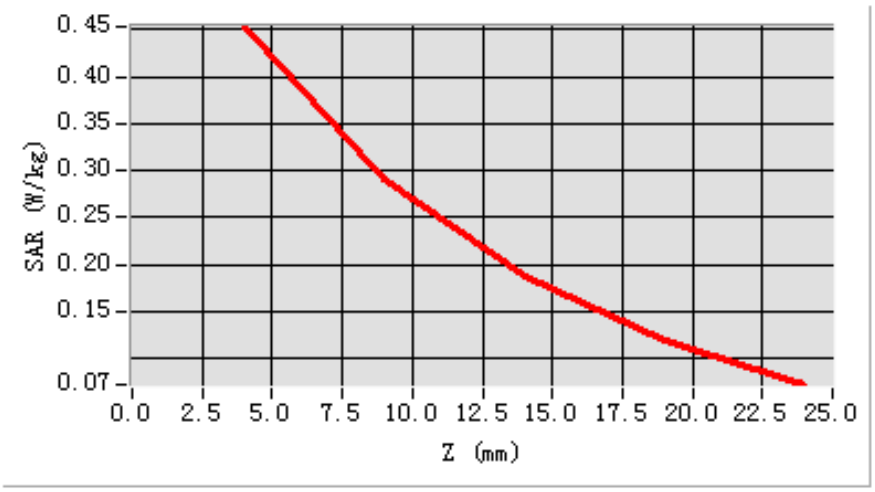

3D screen shot	Hot spot position
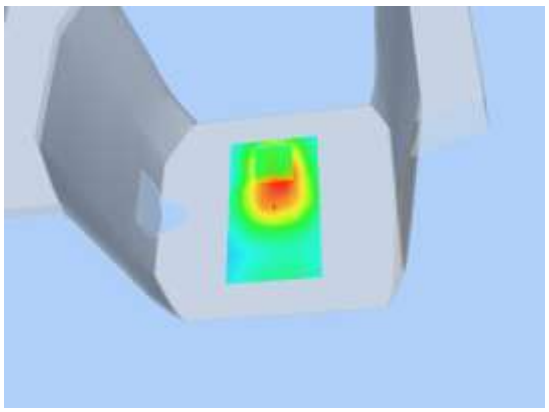	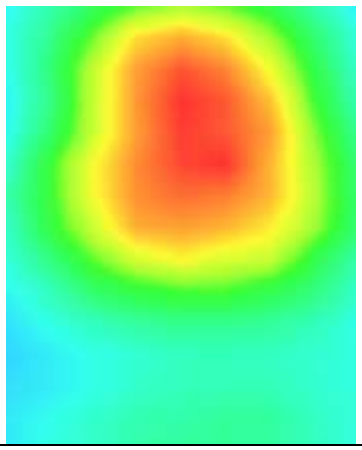

Test Laboratory: AGC Lab **Date: Apr.11,2014**

WCDMA Band Ⅴ Mid-Horizontal near antenna

DUT: 3G TABLET; Type: Zinq7 3G

Communication System: UMTS; Communication System Band: BAND Ⅴ UTRA/FDD ; Duty Cycle:1: 1; Conv.F=5.48
Frequency: 835 MHz; Medium parameters used: f = 835 MHz;σ=0.96 mho/m; εr =54.07; ρ= 1000kg/m³ ;
Phantom section: Flat Section
Ambient temperature (℃):21, Liquid temperature (℃):21

SATIMO Configuration:

- Probe: EP159; Calibrated: 01/12/2014
- Sensor-Surface: 4mm (Mechanical Surface Detection)
- Phantom: Flat Phantom; Type: Elliptical Phantom
- Measurement SW: OpenSAR V4_02_01

Configuration/ WCDMA Band Ⅴ Mid-Horizontal near antenna /Area Scan (6x8x1): Measurement grid: dx=8mm, dy=8mm

Configuration/ WCDMA Band Ⅴ Mid-Horizontal near antenna /Zoom Scan (5x5x7)/Cube 0: Measurement grid: dx=8mm,dy=8mm, dz=5mm;

Area Scan	surf_sam_plan.txt
ZoomScan	5x5x7,dx=8mm dy=8mm dz=5mm,Very fast
Phantom	Validation plane
Device Position	Horizontal
Band	WCDMA Band Ⅴ
Channels	Middle
Signal	TDMA (Crest factor: 1.0)

SURFACE SAR	**VOLUME SAR**
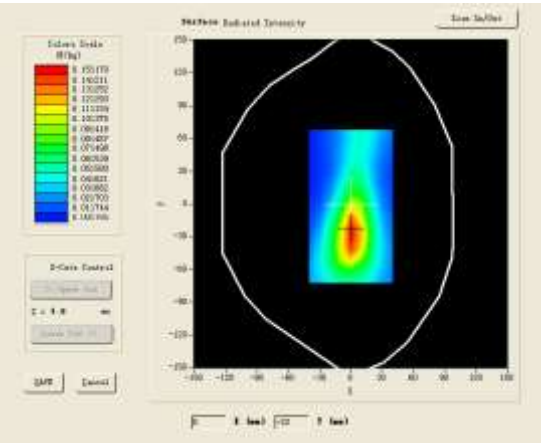	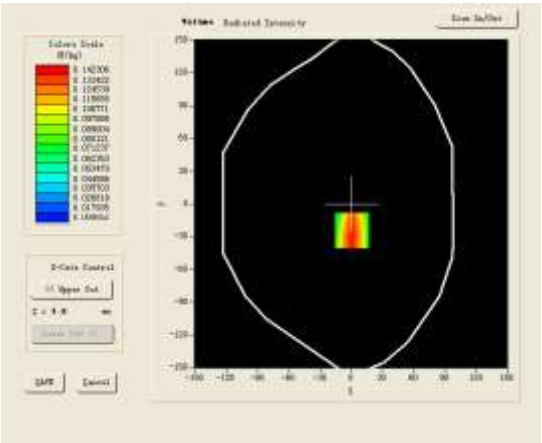

Maximum location: X=1.00, Y=-24.00

SAR 10g (W/Kg)	0.087348
SAR 1g (W/Kg)	0.1457830

Z (mm)	0.00	4.00	9.00	14.00	19.00
SAR (W/Kg)	0.0000	0.1474	0.0840	0.0573	0.0335

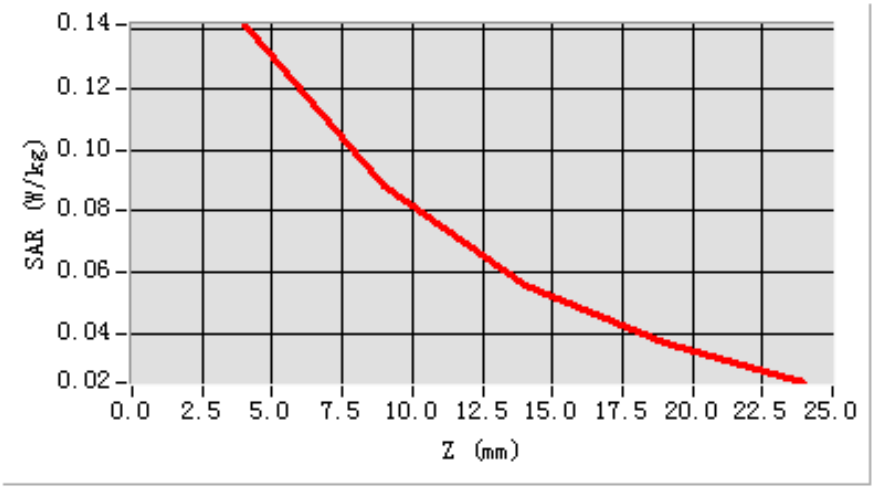

3D screen shot	Hot spot position
	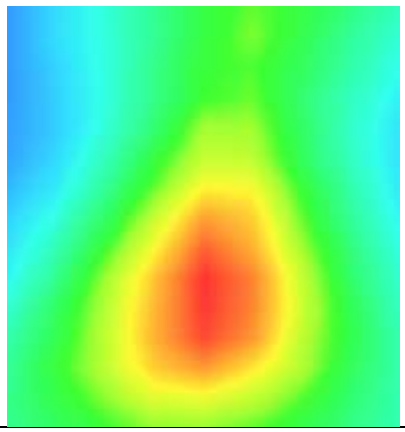

Test Laboratory: AGC Lab **Date: Apr.11,2014**

WCDMA Band Ⅴ Mid-Horizontal away from antenna

DUT: 3G TABLET; Type: Zinq7 3G

Communication System: UMTS; Communication System Band: BAND Ⅴ UTRA/FDD ; Duty Cycle:1: 1; Conv.F=5.48
Frequency: 835 MHz; Medium parameters used: f = 835 MHz;σ=0.96 mho/m; εr =54.07; ρ= 1000kg/m³ ;
Phantom section: Flat Section
Ambient temperature (℃):21, Liquid temperature (℃):21

SATIMO Configuration:

- Probe: EP159; Calibrated: 01/12/2014
- Sensor-Surface: 4mm (Mechanical Surface Detection)
- Phantom: Flat Phantom; Type: Elliptical Phantom
- Measurement SW: OpenSAR V4_02_01

Configuration/WCDMABand Ⅴ Mid-Horizontal away from antenna/Area Scan (6x8x1): Measurement grid: dx=8mm, dy=8mm

Configuration/WCDMABandⅤ Mid-Horizontal away from antenna /Zoom Scan (5x5x7)/Cube 0: Measurement grid: dx=8mm,dy=8mm, dz=5mm;

Area Scan	surf_sam_plan.txt
ZoomScan	5x5x7,dx=8mm dy=8mm dz=5mm,Very fast
Phantom	Validation plane
Device Position	Horizontal
Band	WCDMA Band Ⅴ
Channels	Middle
Signal	TDMA (Crest factor: 1.0)

SURFACE SAR	**VOLUME SAR**
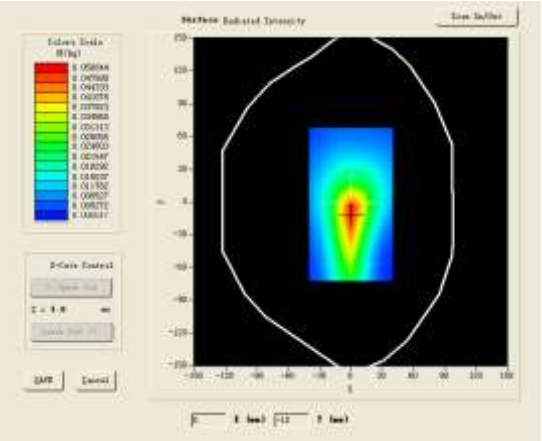	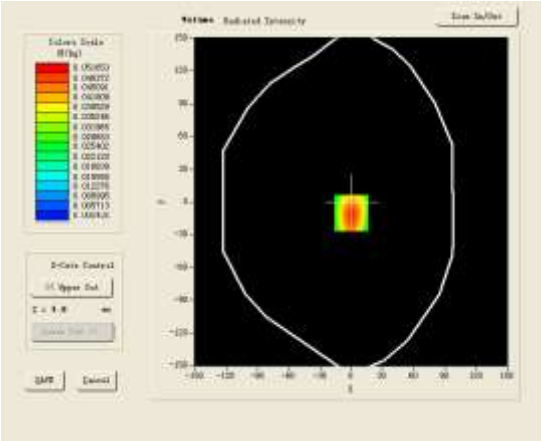

Maximum location: X=0.00, Y=-10.00

SAR 10g (W/Kg)	0.026138
SAR 1g (W/Kg)	0.043560

Z (mm)	0.00	4.00	9.00	14.00	19.00
SAR (W/Kg)	0.0000	0.0563	0.0252	0.0169	0.0085

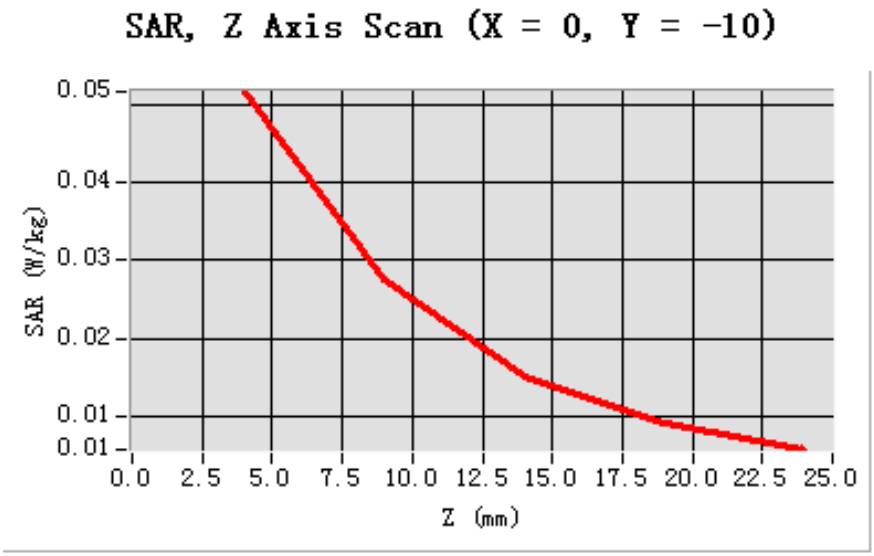

3D screen shot	Hot spot position
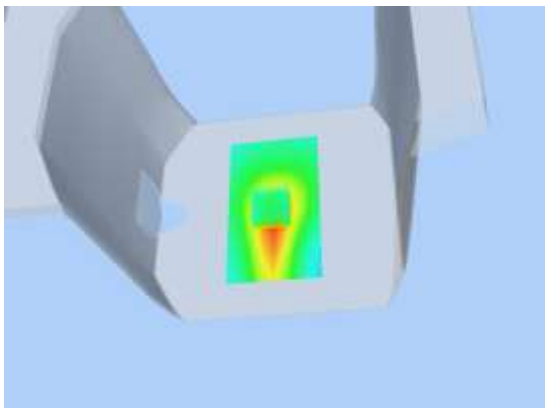	

Test Laboratory: AGC Lab **Date: Apr.11,2014**

WCDMA Band Ⅴ Mid-Vertical near antenna

DUT: 3G TABLET; Type: Zinq7 3G

Communication System: UMTS; Communication System Band: BAND Ⅴ UTRA/FDD ; Duty Cycle:1: 1; Conv.F=5.48
Frequency: 835 MHz; Medium parameters used: f = 835 MHz;σ=0.96 mho/m; εr =54.07; ρ= 1000kg/m³ ;
Phantom section: Flat Section
Ambient temperature (℃):21, Liquid temperature (℃):21

SATIMO Configuration:

- Probe: EP159; Calibrated: 01/12/2014
- Sensor-Surface: 4mm (Mechanical Surface Detection)
- Phantom: Flat Phantom; Type: Elliptical Phantom
- Measurement SW: OpenSAR V4_02_01

Configuration/WCDMA Band Ⅴ Mid-Vertical near antenna /Area Scan (6x8x1): Measurement grid: dx=8mm, dy=8mm

Configuration/WCDMA Band Ⅴ Mid-Vertical near antenna /Zoom Scan (5x5x7)/Cube 0: Measurement grid: dx=8mm,dy=8mm, dz=5mm;

Area Scan	surf_sam_plan.txt
ZoomScan	5x5x7,dx=8mm dy=8mm dz=5mm,Very fast
Phantom	Validation plane
Device Position	Vertical
Band	WCDMA Band Ⅴ
Channels	Middle
Signal	TDMA (Crest factor: 1.0)

SURFACE SAR	**VOLUME SAR**
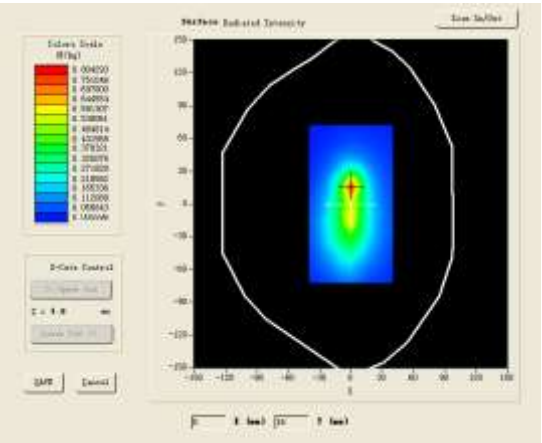	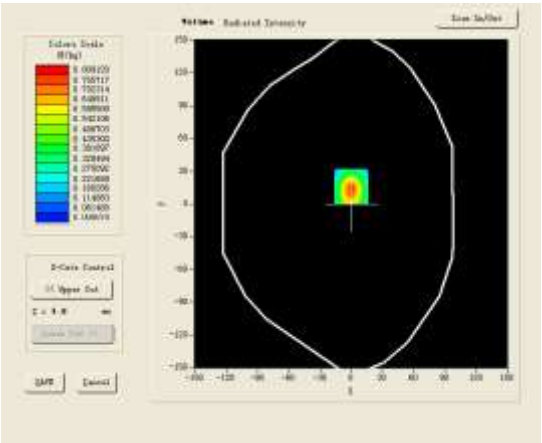

Maximum location: X=0.00, Y=16.00

SAR 10g (W/Kg)	0.357259
SAR 1g (W/Kg)	0.768635

Z (mm)	0.00	4.00	9.00	14.00	19.00
SAR (W/Kg)	0.0000	0.8063	0.3682	0.1626	0.0931

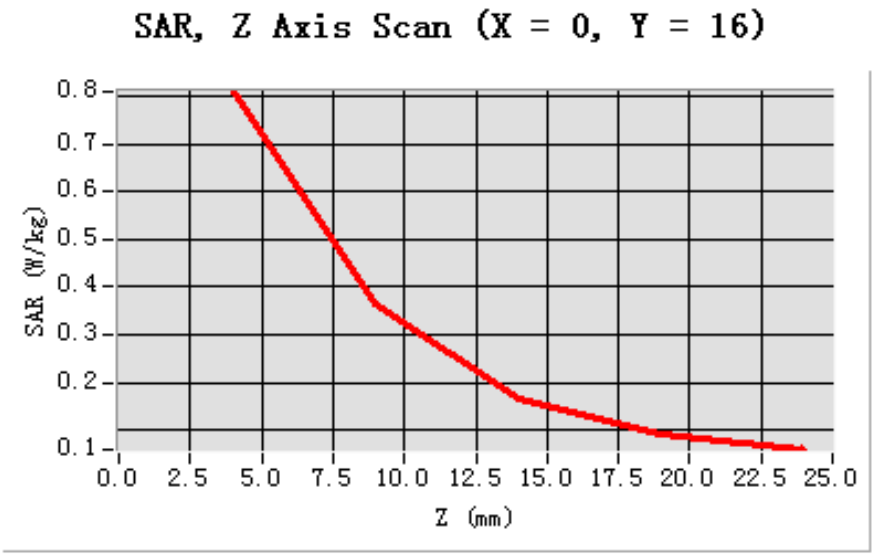

3D screen shot	Hot spot position
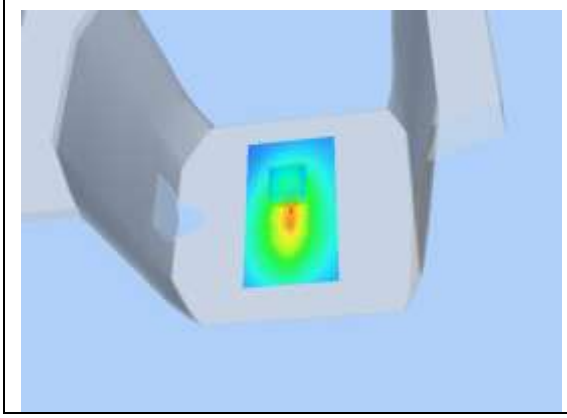	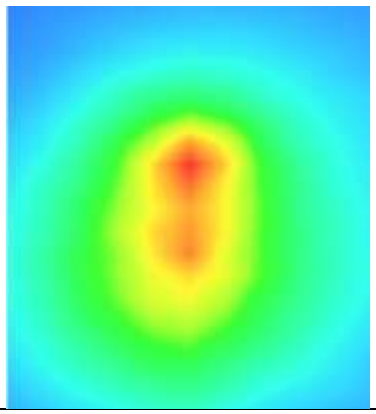

Test Laboratory: AGC Lab **Date: Apr.11,2014**

WCDMA Band Ⅴ Mid-Vertical away from antenna

DUT: 3G TABLET; Type: Zinq7 3G

Communication System: UMTS; Communication System Band: BAND Ⅴ UTRA/FDD ; Duty Cycle:1: 1; Conv.F=5.48
Frequency: 835 MHz; Medium parameters used: f = 835 MHz;σ=0.96 mho/m; εr =54.07; ρ= 1000kg/m³ ;
Phantom section: Flat Section
Ambient temperature (℃):21, Liquid temperature (℃):21

SATIMO Configuration:

- Probe: EP159; Calibrated: 01/12/2014
- Sensor-Surface: 4mm (Mechanical Surface Detection)
- Phantom: Flat Phantom; Type: Elliptical Phantom
- Measurement SW: OpenSAR V4_02_01

Configuration/WCDMA Band Ⅴ Mid-Vertical away from antenna/Area Scan (6x8x1): Measurement grid: dx=8mm, dy=8mm

Configuration/WCDMA Band Ⅴ Mid-Vertical away from antenna /Zoom Scan (5x5x7)/Cube 0: Measurement grid: dx=8mm,dy=8mm, dz=5mm;

Area Scan	surf_sam_plan.txt
ZoomScan	5x5x7,dx=8mm dy=8mm dz=5mm,Very fast
Phantom	Validation plane
Device Position	Vertical
Band	WCDMA Band Ⅴ
Channels	Middle
Signal	TDMA (Crest factor: 1.0)

SURFACE SAR	**VOLUME SAR**
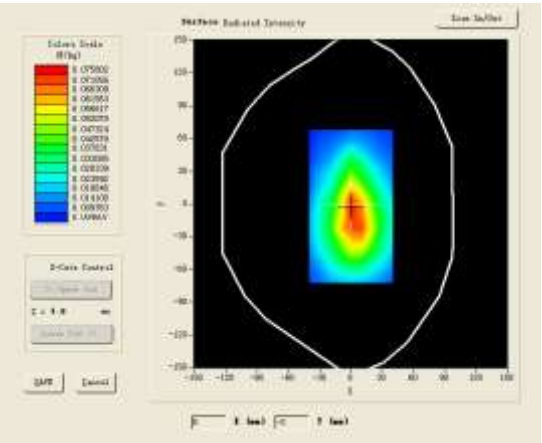	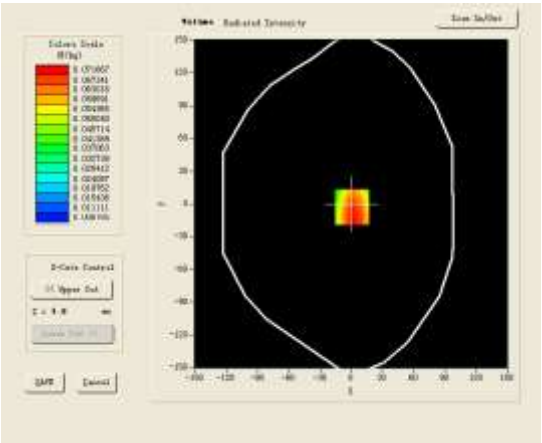

Maximum location: X=1.00, Y=-3.00

SAR 10g (W/Kg)	0.045489
SAR 1g (W/Kg)	0.073828

Z (mm)	0.00	4.00	9.00	14.00	19.00
SAR (W/Kg)	0.0000	0.0727	0.0451	0.0369	0.0252

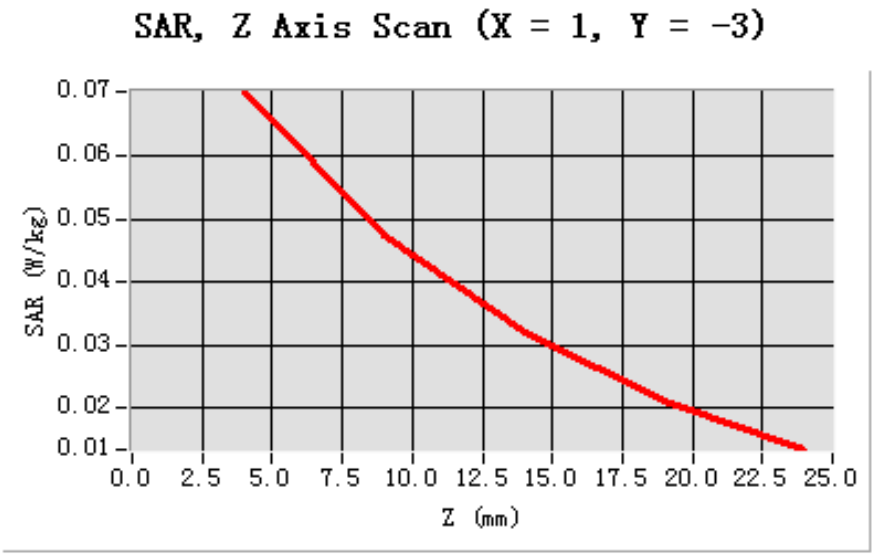

3D screen shot	Hot spot position
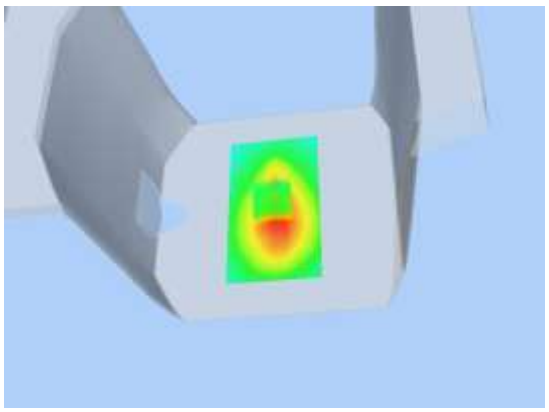	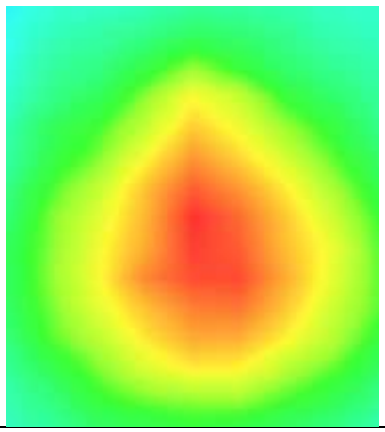

Repeated SAR

Test Laboratory: AGC Lab **Date: Apr.11,2014**
WCDMA Band Ⅱ Mid-Body-Towards Grounds (RMC)
DUT: 3G TABLET; Type: Zinq7 3G

Communication System: UMTS; Communication System Band: Band Ⅱ UTRA/FDD ;Duty Cycle:1:1; Conv.F=4.45
Frequency: 1880 MHz; Medium parameters used: f = 1900 MHz; σ=1.50 mho/m; εr =54.32; ρ= 1000 kg/m³ ;
Phantom section: Flat Section
Ambient temperature (℃):21, Liquid temperature (℃):21

SATIMO Configuration:
- Probe: EP159; Calibrated: 01/12/2014
- Sensor-Surface: 4mm (Mechanical Surface Detection)
- Phantom: Flat Phantom; Type: Elliptical Phantom
- Measurement SW: OpenSAR V4_02_01

Configuration/ WCDMA band Ⅱ Mid-Body-back/Area Scan: Measurement grid: dx=8mm, dy=8mm
Configuration/ WCDMA band Ⅱ Mid-Body-back/Zoom Scan: Measurement grid: dx=8mm, dy=8mm, dz=5m;

Area Scan	surf_sam_plan.txt
ZoomScan	5x5x7,dx=8mm dy=8mm dz=5mm,Very fast
Phantom	Validation plane
Device Position	Body Back
Band	WCDMA band Ⅱ
Channels	Middle
Signal	TDMA (Crest factor: 1.0)

SURFACE SAR	VOLUME SAR
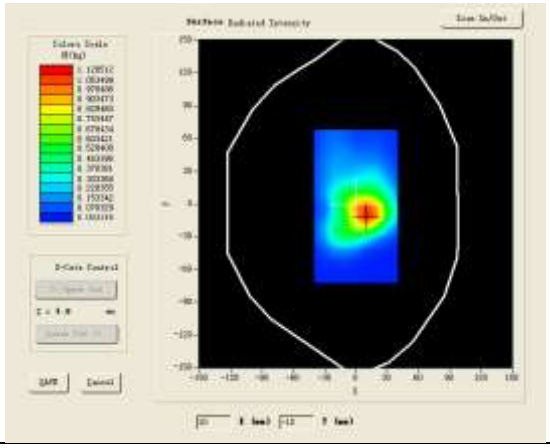	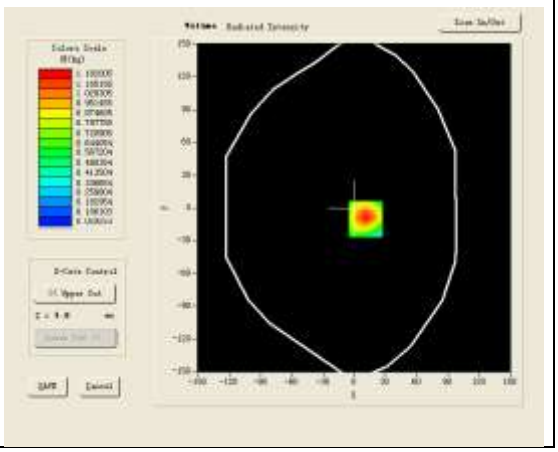

Maximum location: X=11.00, Y=-10.00

SAR 10g (W/Kg)	0.635961
SAR 1g (W/Kg)	1.153947

Z (mm)	0.00	4.00	9.00	14.00	19.00
SAR (W/Kg)	0.0000	1.0135	0.4302	0.2151	0.2105

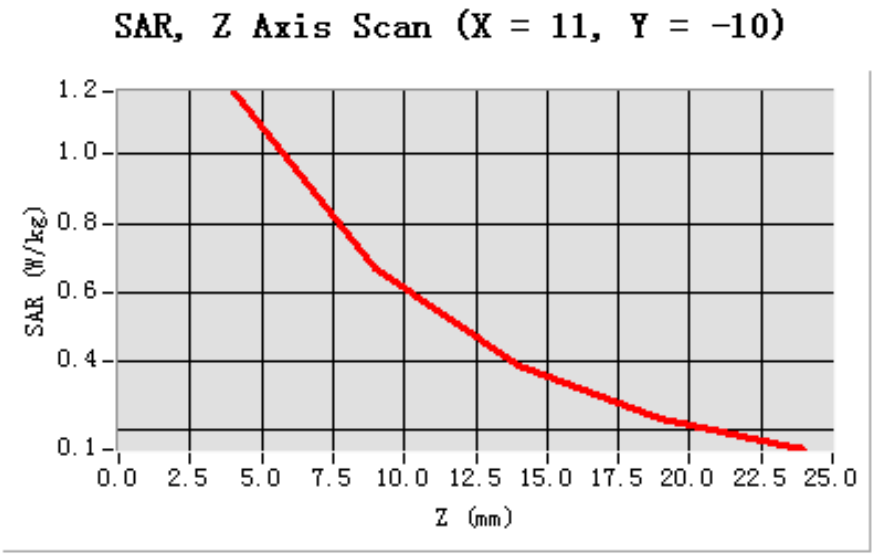

3D screen shot	Hot spot position
	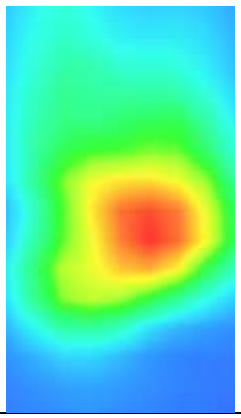

Test Laboratory: AGC Lab **Date: Apr.11,2014**

WCDMA Band Ⅴ Mid-Body-Towards Grounds (RMC)

DUT: 3G TABLET; Type: Zinq7 3G

Communication System: UMTS; Communication System Band: BAND Ⅴ UTRA/FDD; Duty Cycle:1: 1; Conv.F=5.48
Frequency: 835 MHz; Medium parameters used: f = 835 MHz; σ=0.96 mho/m; εr =54.07; ρ= 1000 kg/m³ ;
Phantom section: Flat Section
Ambient temperature (℃):21, Liquid temperature (℃):21

SATIMO Configuration:

- Probe: EP159; Calibrated: 01/12/2014
- Sensor-Surface: 4mm (Mechanical Surface Detection)
- Phantom: Flat Phantom; Type: Elliptical Phantom
- Measurement SW: OpenSAR V4_02_01

Configuration/ WCDMA BandⅤMid-Body-Back/Area Scan (6x8x1): Measurement grid: dx=8mm, dy=8mm
Configuration/ WCDMA BandⅤMid-Body-Back/Zoom Scan (5x5x7)/Cube 0: Measurement grid: dx=8mm,dy=8mm, dz=5mm;

Area Scan	surf_sam_plan.txt
ZoomScan	5x5x7,dx=8mm dy=8mm dz=5mm,Very fast
Phantom	Validation plane
Device Position	Body Back
Band	WCDMA Band Ⅴ
Channels	Middle
Signal	TDMA (Crest factor: 1.0)

SURFACE SAR	VOLUME SAR
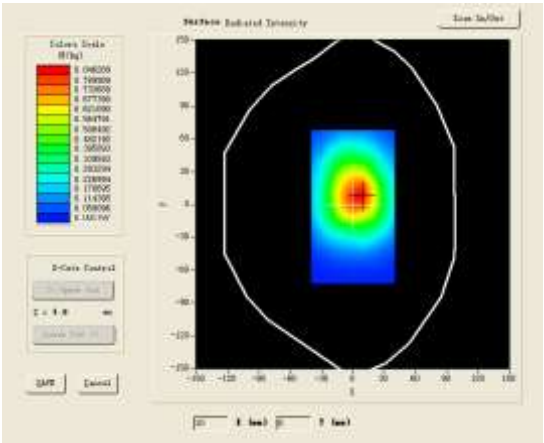	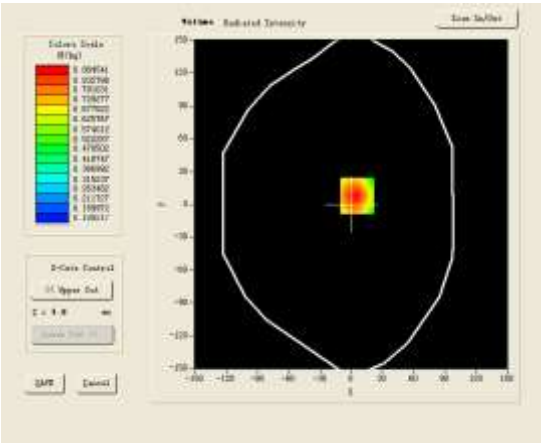

Maximum location: X=6.00, Y=8.00

SAR 10g (W/Kg)	0.535164
SAR 1g (W/Kg)	0.896723

Z (mm)	0.00	4.00	9.00	14.00	19.00
SAR (W/Kg)	0.0000	0.6421	0.5203	0.3052	0.2543

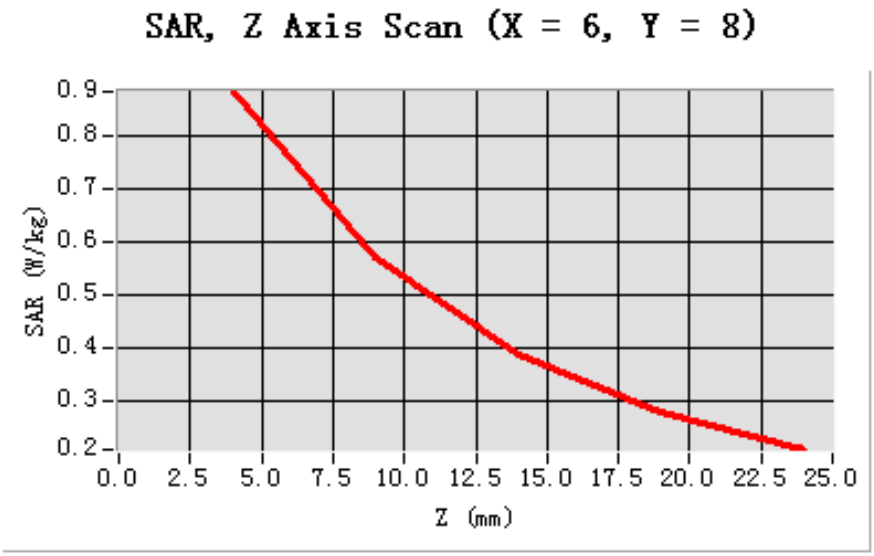

3D screen shot	Hot spot position
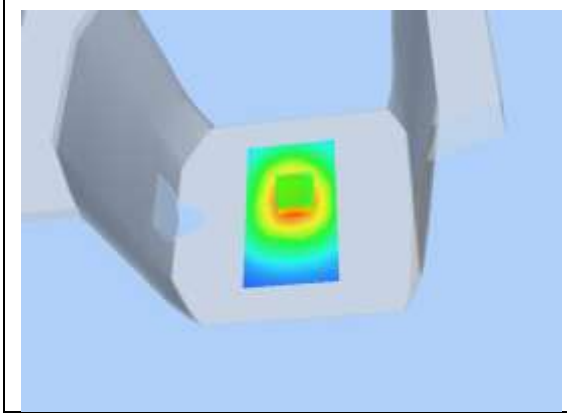	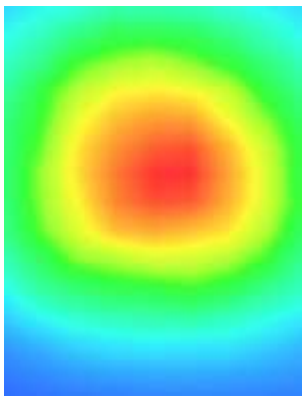

WIFI MODE

Test Laboratory: AGC Lab **Date: Apr.11,2014**
802.11b Mid-Touch-Left
DUT: 3G TABLET; Type: Zinq7 3G

Communication System: Wi-Fi; Communication System Band: 802.11b; Duty Cycle: 1:1; Conv.F=4.42;
Frequency: 2437 MHz; Medium parameters used: f = 2450 MHz; σ =1.85 mho/m; εr =40.07; ρ= 1000 kg/m³ ;
Phantom section: Left Section
Ambient temperature (℃): 21, Liquid temperature (℃): 21

SATIMO Configuration:
- Probe: EP159; Calibrated: 01/12/2014
- Sensor-Surface: 4mm (Mechanical Surface Detection)
- Phantom: Flat Phantom; Type: Elliptical Phantom
- Measurement SW: OpenSAR V4_02_01

Configuration/802.11b Mid- Touch-Left/Area Scan (6x8x1): Measurement grid: dx=8mm, dy=8mm
Configuration/802.11b Mid- Touch-Left/Zoom Scan (5x5x7)/Cube 0: Measurement grid: dx=8mm, dy=8mm, dz=5mm

Area Scan	sam_direct_droit2_surf8mm.txt
ZoomScan	5x5x7,dx=8mm dy=8mm dz=5mm,Very fast
Phantom	Left head
Device Position	Cheek
Band	2450MHz
Channels	Middle
Signal	TDMA (Crest factor: 8.0)

SURFACE SAR	VOLUME SAR
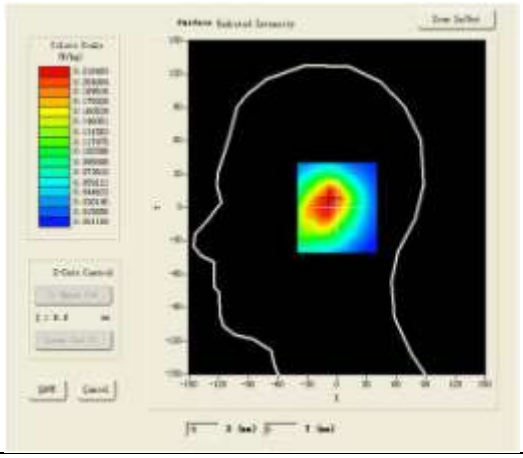	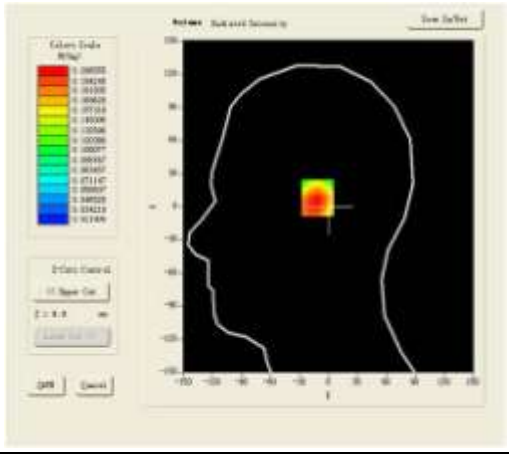

Maximum location: X=-31.00, Y=-15.00

SAR 10g (W/Kg)	0.133907
SAR 1g (W/Kg)	0.196241

Z (mm)	0.00	4.00	9.00	14.00	19.00
SAR (W/Kg)	0.0000	0.2037	0.1542	0.1038	0.0627

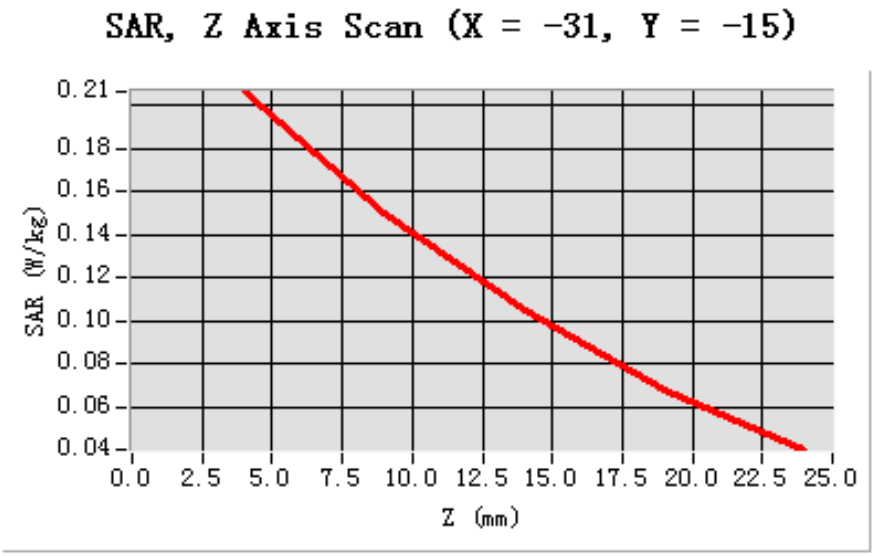

3D screen shot	Hot spot position
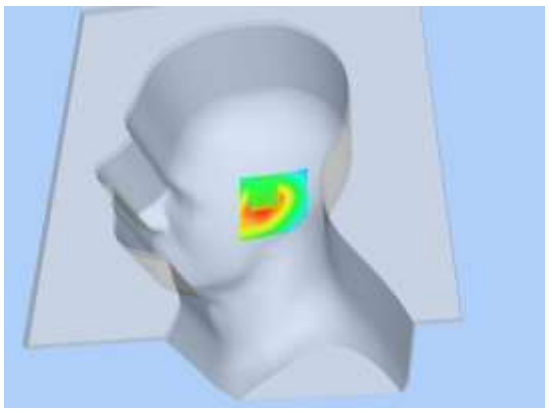	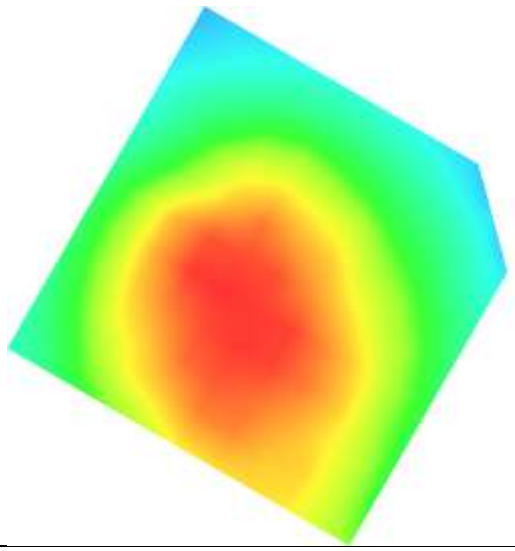

Test Laboratory: AGC Lab **Date: Apr.11,2014**
802.11b Mid -Tilt-Left
DUT: 3G TABLET; Type: Zinq7 3G

Communication System: Wi-Fi; Communication System Band: 802.11b; Duty Cycle: 1:1; Conv.F=4.42;
Frequency: 2437 MHz; Medium parameters used: f = 2450 MHz; σ =1.85 mho/m; εr =40.07; ρ= 1000 kg/m³ ;
Phantom section: Left Section
Ambient temperature (℃): 21, Liquid temperature (℃): 21

SATIMO Configuration:
- Probe: EP159; Calibrated: 01/12/2014
- Sensor-Surface: 4mm (Mechanical Surface Detection)
- Phantom: Flat Phantom; Type: Elliptical Phantom
- Measurement SW: OpenSAR V4_02_01

Configuration/802.11b Mid- Tilt-Left/Area Scan (6x8x1): Measurement grid: dx=8mm, dy=8mm
Configuration/802.11b Mid- Tilt-Left/Zoom Scan (5x5x7)/Cube 0: Measurement grid: dx=8mm, dy=8mm,dz=5mm;

Area Scan	sam_direct_droit2_surf8mm.txt
ZoomScan	5x5x7,dx=8mm dy=8mm dz=5mm,Very fast
Phantom	Left head
Device Position	Tilt
Band	2450MHz
Channels	Middle
Signal	TDMA (Crest factor: 8.0)

SURFACE SAR	VOLUME SAR
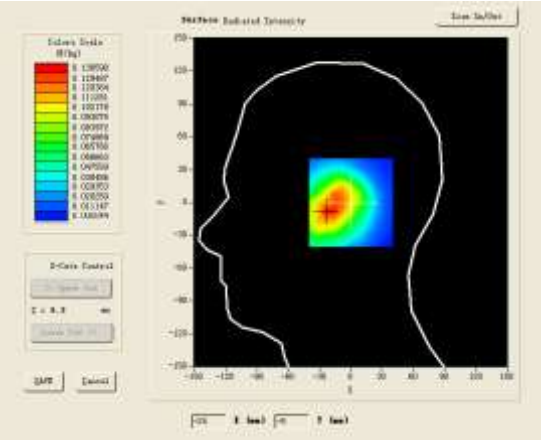	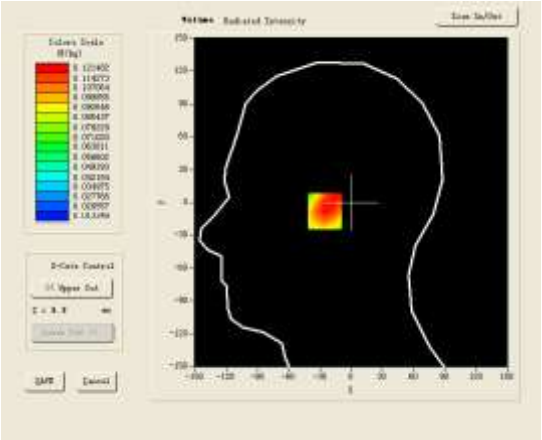

Maximum location: X=-22.00, Y=-8.00

SAR 10g (W/Kg)	0.077248
SAR 1g (W/Kg)	0.119406

Z (mm)	0.00	4.00	9.00	14.00	19.00
SAR (W/Kg)	0.0000	0.1252	0.0838	0.0683	0.0479

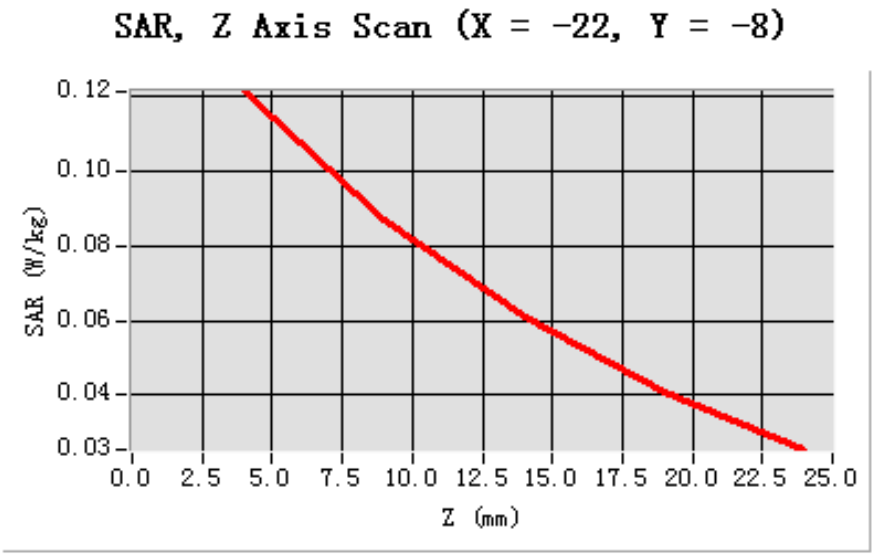

3D screen shot	Hot spot position
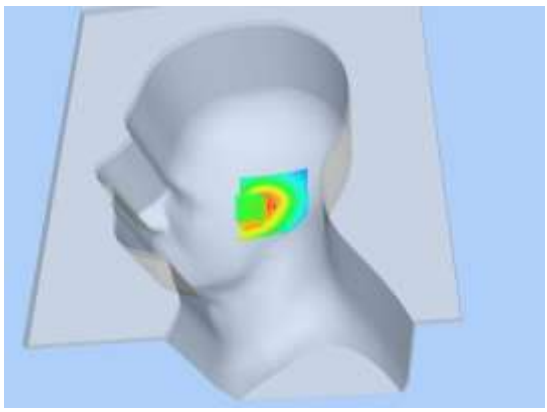	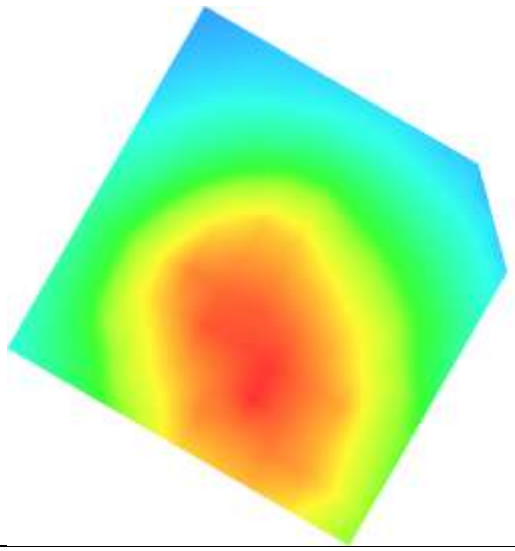

Test Laboratory: AGC Lab **Date: Apr.11,2014**
802.11b Mid- Touch-Right
DUT: 3G TABLET; Type: Zinq7 3G

Communication System: Wi-Fi; Communication System Band: 802.11b; Duty Cycle: 1:1; Conv.F=4.42;
Frequency: 2437 MHz; Medium parameters used: f = 2450 MHz; σ =1.85 mho/m; εr =40.07; ρ= 1000 kg/m³ ;
Phantom section: Right Section
Ambient temperature (℃): 21, Liquid temperature (℃): 21

SATIMO Configuration:
- Probe: EP159; Calibrated: 01/12/2014
- Sensor-Surface: 4mm (Mechanical Surface Detection)
- Phantom: Flat Phantom; Type: Elliptical Phantom
- Measurement SW: OpenSAR V4_02_01

Configuration/802.11b Mid- Touch-Right /Area Scan: Measurement grid: dx=8mm, dy=8mm
Configuration/802.11b Mid- Touch-Right /Zoom Scan: Measurement grid: dx=8mm, dy=8mm, dz=5mm;

Area Scan	sam_direct_droit2_surf8mm.txt
ZoomScan	5x5x7,dx=8mm dy=8mm dz=5mm,Very fast
Phantom	Right head
Device Position	Cheek
Band	2450MHz
Channels	Middle
Signal	TDMA (Crest factor: 8.0)

SURFACE SAR	VOLUME SAR
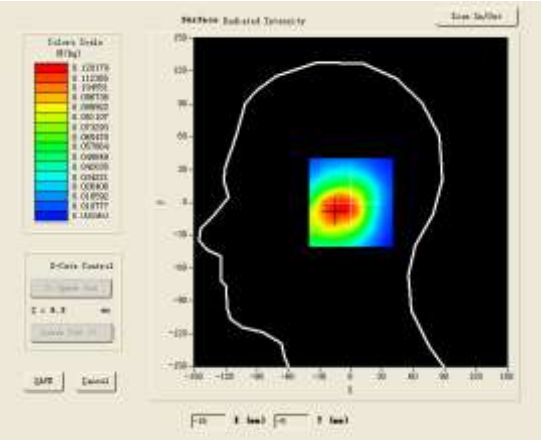	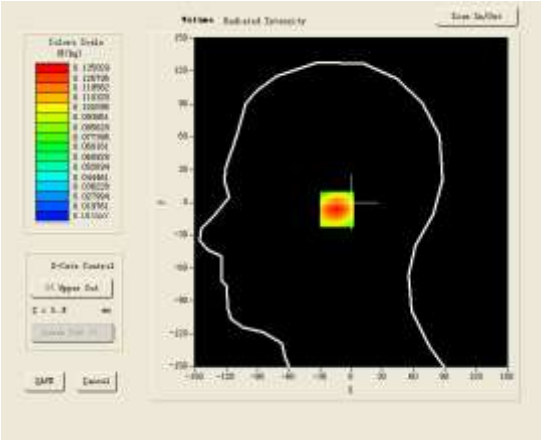

Maximum location: X=-10.00, Y=-6.00

SAR 10g (W/Kg)	0.077249
SAR 1g (W/Kg)	0.120466

Z (mm)	0.00	4.00	9.00	14.00	19.00
SAR (W/Kg)	0.0000	0.1337	0.0741	0.0471	0.0322

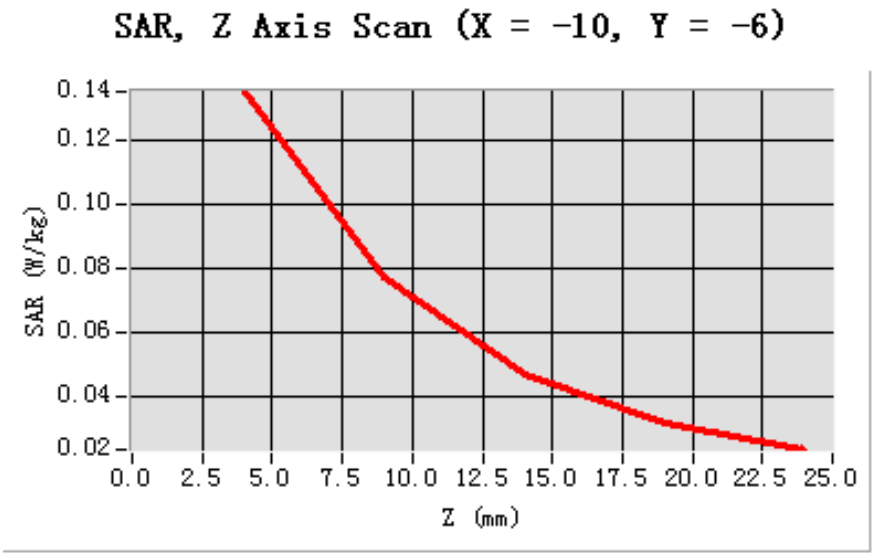

3D screen shot	Hot spot position
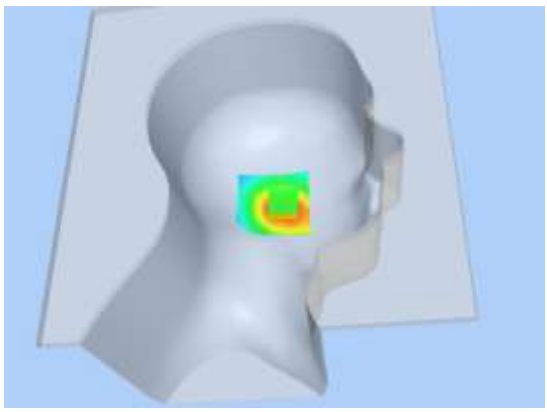	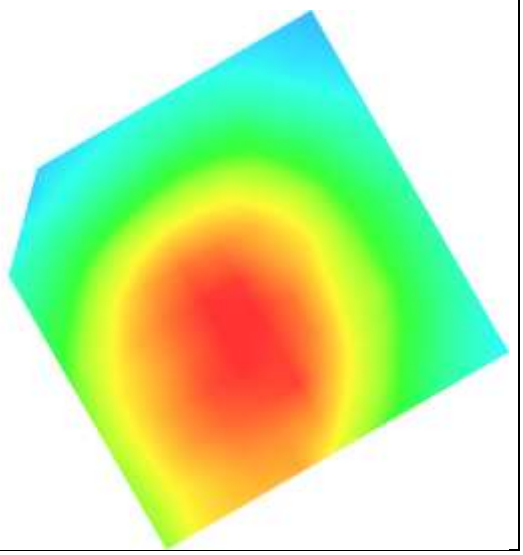

Test Laboratory: AGC Lab **Date: Apr.11,2014**
802.11b Mid-Tilt-Right
DUT: 3G TABLET; Type: Zinq7 3G

Communication System: Wi-Fi; Communication System Band: 802.11b; Duty Cycle: 1:1; Conv.F=4.42;
Frequency: 2437 MHz; Medium parameters used: f = 2450 MHz; σ =1.85 mho/m; εr =40.07; ρ= 1000 kg/m³ ;
Phantom section: Right Section
Ambient temperature (℃): 21, Liquid temperature (℃): 21

SATIMO Configuration:
- Probe: EP159; Calibrated: 01/12/2014
- Sensor-Surface: 4mm (Mechanical Surface Detection)
- Phantom: Flat Phantom; Type: Elliptical Phantom
- Measurement SW: OpenSAR V4_02_01

Configuration/802.11b Mid- Tilt-Right/Area Scan: Measurement grid: dx=8mm, dy=8mm
Configuration/802.11b Mid- Tilt-Right/Zoom Scan: Measurement grid: dx=8mm, dy=8mm, dz=5mm;

Area Scan	sam_direct_droit2_surf8mm.txt
Zoom Scan	5x5x7,dx=8mm dy=8mm dz=5mm,Very fast
Phantom	Right head
Device Position	Tilt
Band	2450MHz
Channels	Middle
Signal	TDMA (Crest factor: 8.0)

SURFACE SAR	VOLUME SAR
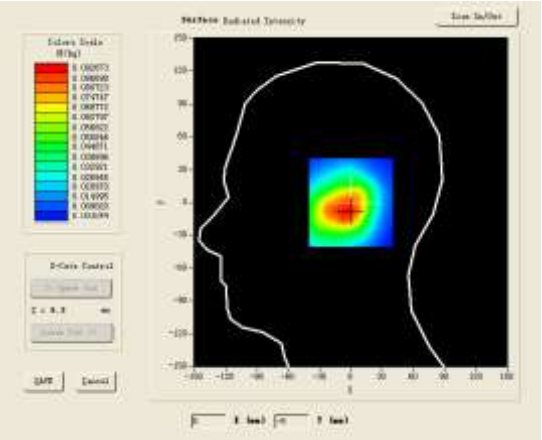	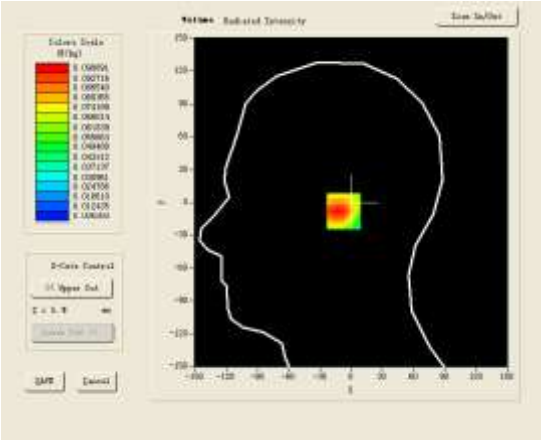

Maximum location: X=-2.00, Y=-8.00

SAR 10g (W/Kg)	0.054972
SAR 1g (W/Kg)	0.092583

Z (mm)	0.00	4.00	9.00	14.00	19.00
SAR (W/Kg)	0.0000	0.0982	0.0648	0.0388	0.0261

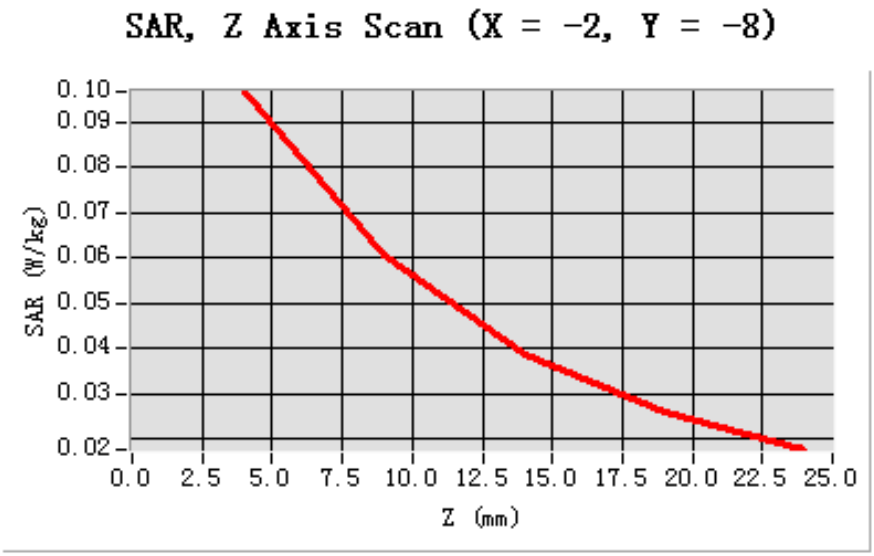

3D screen shot	Hot spot position
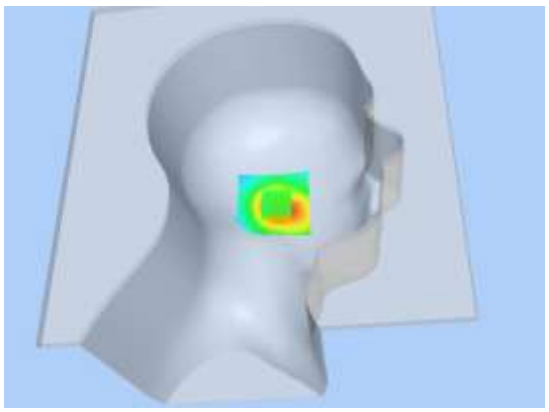	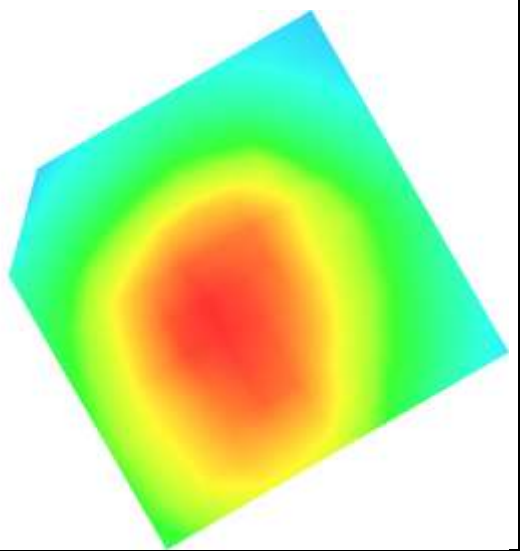

Test Laboratory: AGC Lab **Date: Apr.11,2014**
802.11b Mid-Body-Worn- Back (DTS)
DUT: 3G TABLET; Type: Zinq7 3G

Communication System: Wi-Fi; Communication System Band: 802.11b; Duty Cycle: 1:1; Conv.F=4.31;
Frequency: 2437 MHz; Medium parameters used: f = 2450 MHz; σ=1.90 mho/m; εr =53.30; ρ= 1000 kg/m³ ;
Phantom section: Flat Section
Ambient temperature (℃):21, Liquid temperature (℃):21

SATIMO Configuration:
- Probe: EP159; Calibrated: 01/12/2014
- Sensor-Surface: 4mm (Mechanical Surface Detection)
- Phantom: Flat Phantom; Type: Elliptical Phantom
- Measurement SW: OpenSAR V4_02_01

Configuration/802.11b Mid- Body- Back /Area Scan (6x8x1): Measurement grid: dx=8mm, dy=8mm
Configuration/802.11b Mid- Body- Back /Zoom Scan (5x5x7)/Cube 0: Measurement grid: dx=8mm, dy=8mm, dz=5mm;

Area Scan	surf_sam_plan.txt
ZoomScan	5x5x7,dx=8mm dy=8mm dz=5mm,Very fast
Phantom	Validation plane
Device Position	Body Back
Band	2450MHz
Channels	Middle
Signal	TDMA (Crest factor: 8.0)

SURFACE SAR	VOLUME SAR
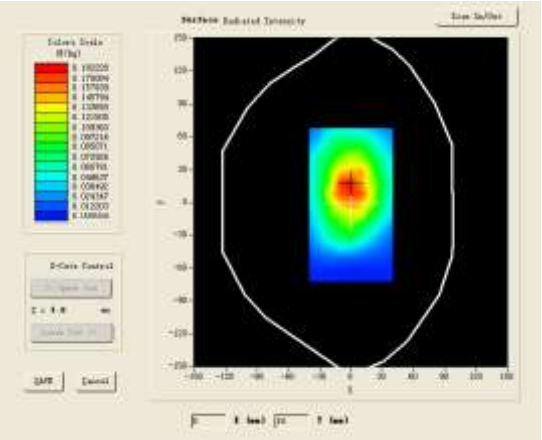	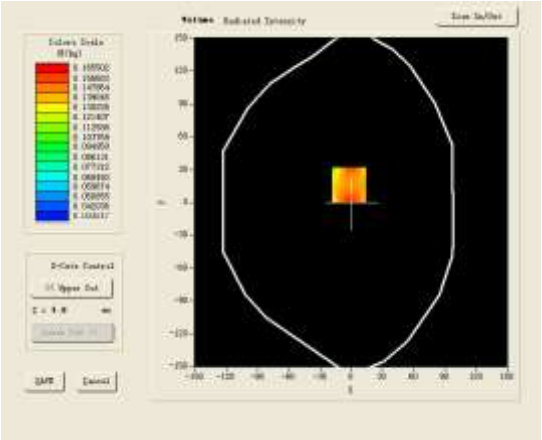

Maximum location: X=-2.00, Y=16.00

SAR 10g (W/Kg)	0.125174
SAR 1g (W/Kg)	0.163960

Z (mm)	0.00	4.00	9.00	14.00	19.00
SAR (W/Kg)	0.0000	0.1462	0.1338	0.1162	0.0785

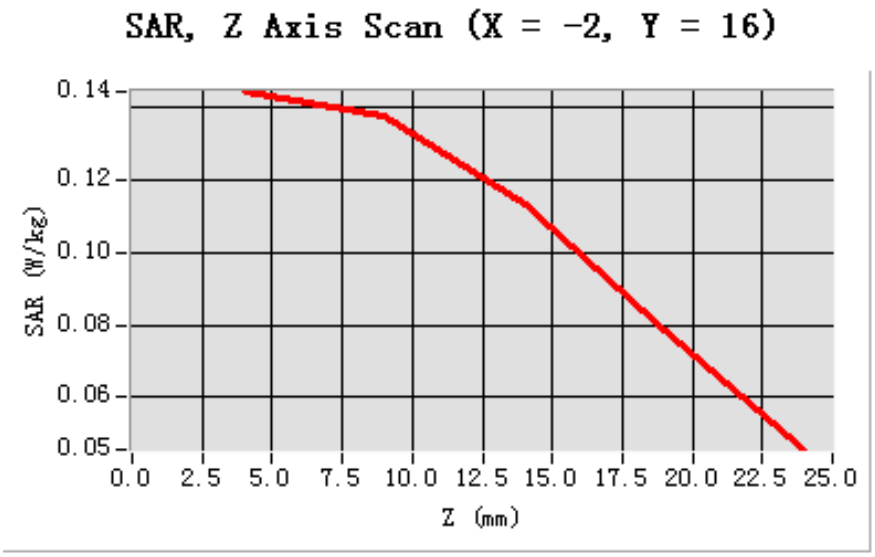

3D screen shot	Hot spot position
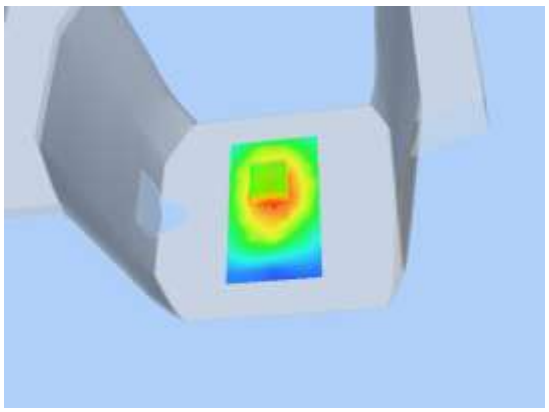	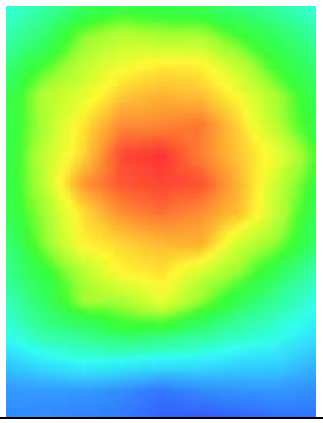

Test Laboratory: AGC Lab **Date: Apr.11,2014**
802.11b Mid-Body -Front (DTS)
DUT: 3G TABLET; Type: Zinq7 3G

Communication System: Wi-Fi; Communication System Band: 802.11b; Duty Cycle: 1:1; Conv.F=4.31;
Frequency: 2437 MHz; Medium parameters used: f = 2450 MHz; σ=1.90 mho/m; εr =53.30; ρ= 1000 kg/m³ ;
Phantom section: Flat Section
Ambient temperature (℃):21, Liquid temperature (℃):21

SATIMO Configuration:
- Probe: EP159; Calibrated: 01/12/2014
- Sensor-Surface: 4mm (Mechanical Surface Detection)
- Phantom: Flat Phantom; Type: Elliptical Phantom
- Measurement SW: OpenSAR V4_02_01

Configuration/802.11b Mid-Body- Front /Area Scan: Measurement grid: dx=8mm, dy=8mm
Configuration/802.11b Mid-Body- Front /Zoom Scan: Measurement grid: dx=8mm, dy=8mm, dz=5mm;

Area Scan	surf_sam_plan.txt
ZoomScan	5x5x7,dx=8mm dy=8mm dz=5mm,Very fast
Phantom	Validation plane
Device Position	Body Front
Band	2450MHz
Channels	Middle
Signal	TDMA (Crest factor: 8.0)

SURFACE SAR	VOLUME SAR
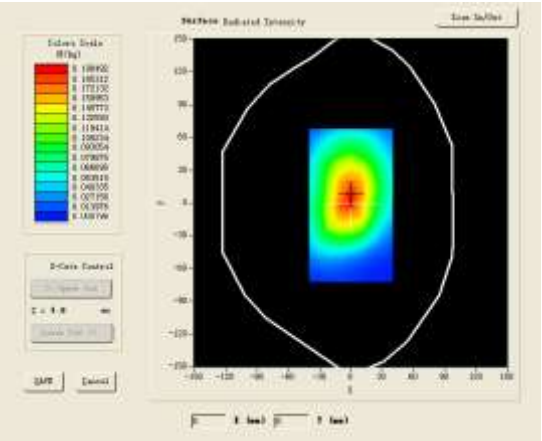	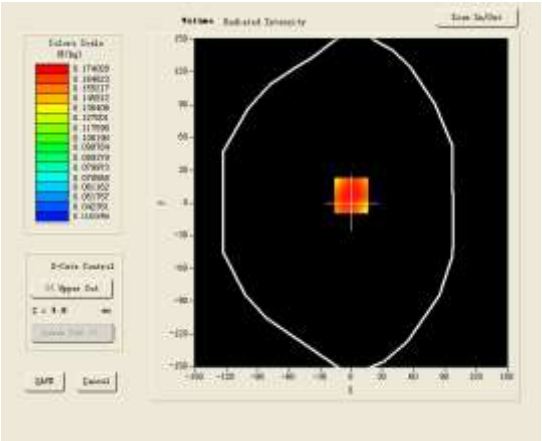

Maximum location: X=0.00, Y=7.00

SAR 10g (W/Kg)	0.127359
SAR 1g (W/Kg)	0.187244

Z (mm)	0.00	4.00	9.00	14.00	19.00
SAR (W/Kg)	0.0000	0.1739	0.1269	0.0929	0.0663

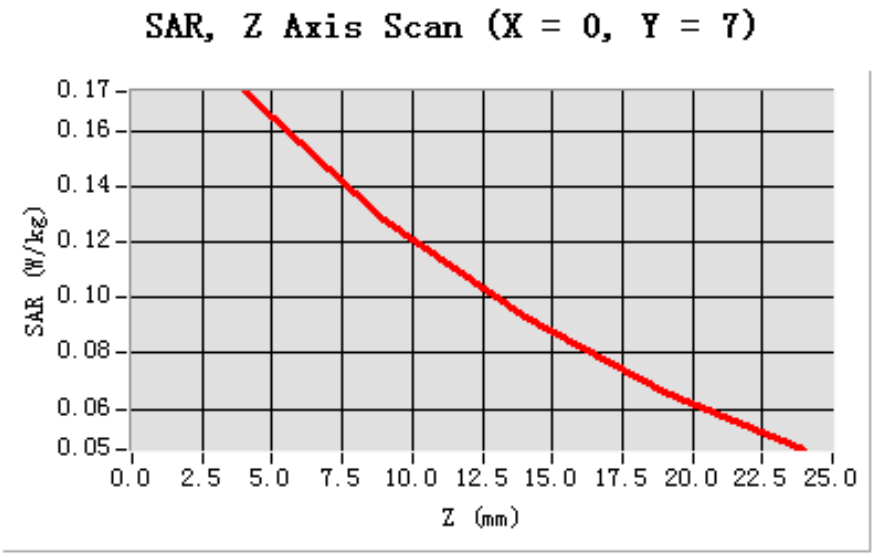

3D screen shot	Hot spot position
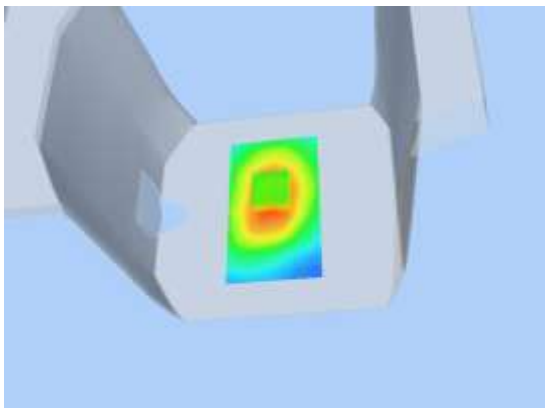	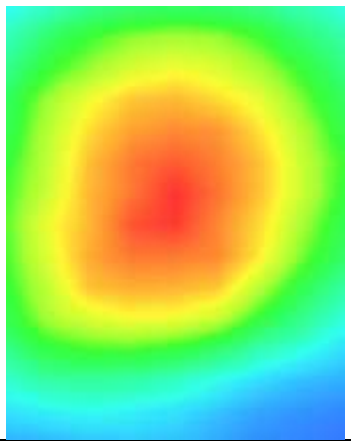

Test Laboratory: AGC Lab **Date: Apr.11,2014**
802.11b Mid-Horizontal near antenna (DTS)
DUT: 3G TABLET; Type: Zinq7 3G

Communication System: Wi-Fi; Communication System Band: 802.11b; Duty Cycle: 1:1; Conv.F=4.31;
Frequency: 2437 MHz; Medium parameters used: f = 2450 MHz; σ=1.90 mho/m; εr =53.30; ρ= 1000 kg/m³ ;
Phantom section: Flat Section
Ambient temperature (℃):21, Liquid temperature (℃):21

SATIMO Configuration:
- Probe: EP159; Calibrated: 01/12/2014
- Sensor-Surface: 4mm (Mechanical Surface Detection)
- Phantom: Flat Phantom; Type: Elliptical Phantom
- Measurement SW: OpenSAR V4_02_01

Configuration/802.11b Mid-Horizontal near antenna /Area Scan: Measurement grid: dx=8mm, dy=8mm
Configuration/802.11b Mid-Horizontal near antenna /Zoom Scan: Measurement grid: dx=8mm, dy=8mm, dz=5mm;

Area Scan	surf_sam_plan.txt
ZoomScan	5x5x7,dx=8mm dy=8mm dz=5mm,Very fast
Phantom	Validation plane
Device Position	Horizontal
Band	2450MHz
Channels	Middle
Signal	TDMA (Crest factor: 8.0)

SURFACE SAR	VOLUME SAR
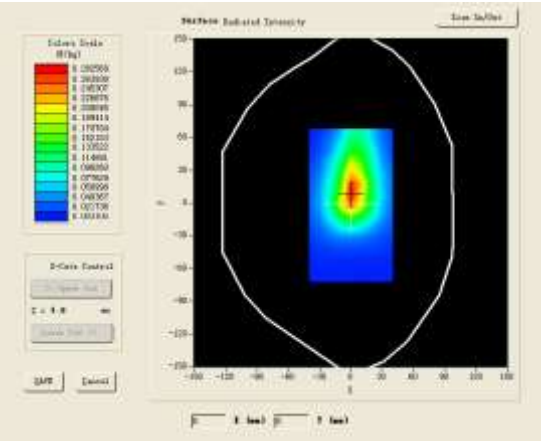	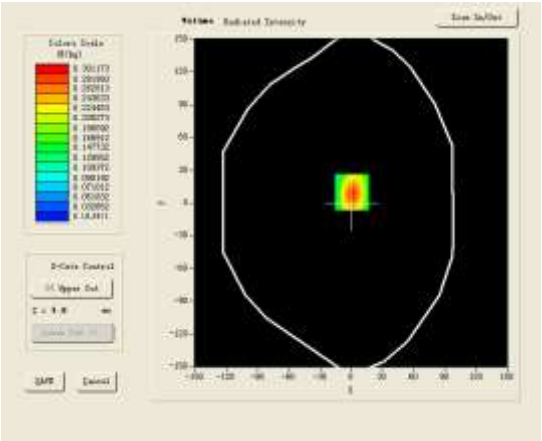

Maximum location: X=1.00, Y=10.00

SAR 10g (W/Kg)	0.163904
SAR 1g (W/Kg)	0.305625

Z (mm)	0.00	4.00	9.00	14.00	19.00
SAR (W/Kg)	0.0000	0.3029	0.1641	0.0948	0.0602

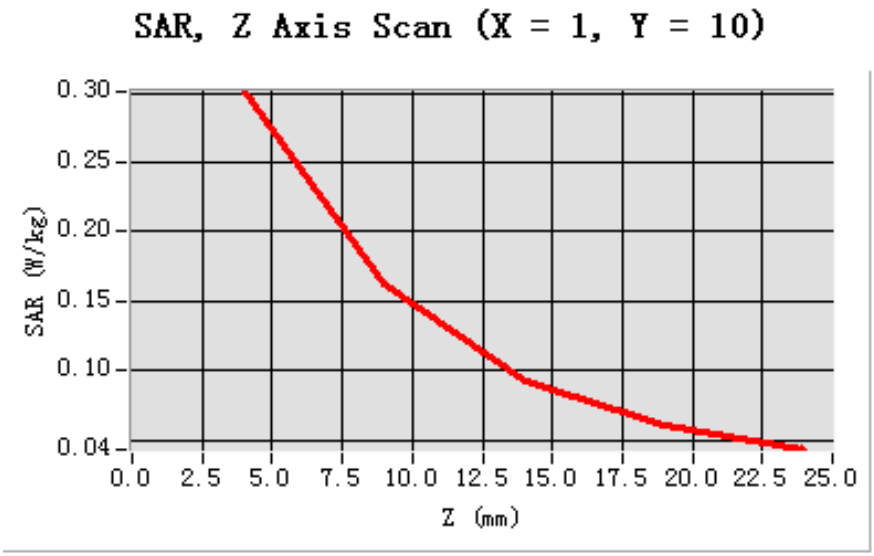

3D screen shot	Hot spot position
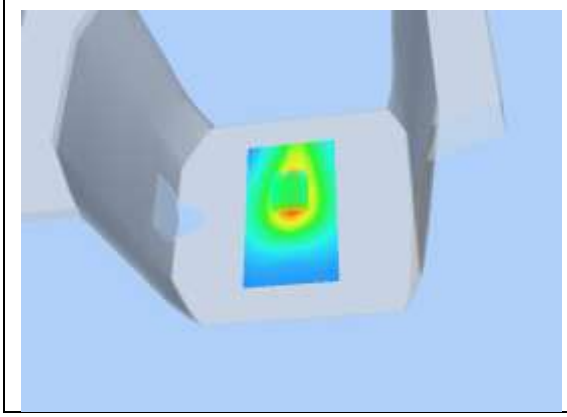	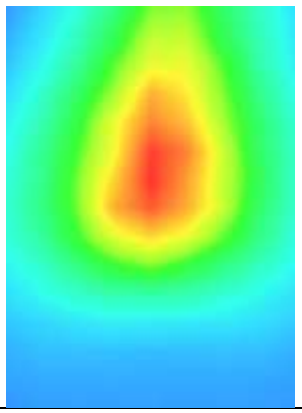

Test Laboratory: AGC Lab **Date: Apr.11,2014**
802.11b Mid-Horizontal away from antenna (DTS)
DUT: 3G TABLET; Type: Zinq7 3G

Communication System: Wi-Fi; Communication System Band: 802.11b; Duty Cycle: 1:1; Conv.F=4.31;
Frequency: 2437 MHz; Medium parameters used: f = 2450 MHz; σ=1.90 mho/m; εr =53.30; ρ= 1000 kg/m³ ;
Phantom section: Flat Section
Ambient temperature (℃):21, Liquid temperature (℃):21

SATIMO Configuration:
- Probe: EP159; Calibrated: 01/12/2014
- Sensor-Surface: 4mm (Mechanical Surface Detection)
- Phantom: Flat Phantom; Type: Elliptical Phantom
- Measurement SW: OpenSAR V4_02_01

Configuration/802.11b Mid-Horizontal away from antenna /Area Scan: Measurement grid: dx=8mm, dy=8mm
Configuration/802.11b Mid-Horizontal away from antenna /Zoom Scan: Measurement grid: dx=8mm, dy=8mm, dz=5mm;

Area Scan	surf_sam_plan.txt
ZoomScan	5x5x7,dx=8mm dy=8mm dz=5mm,Very fast
Phantom	Validation plane
Device Position	Horizontal
Band	2450MHz
Channels	Middle
Signal	TDMA (Crest factor: 8.0)

SURFACE SAR	VOLUME SAR
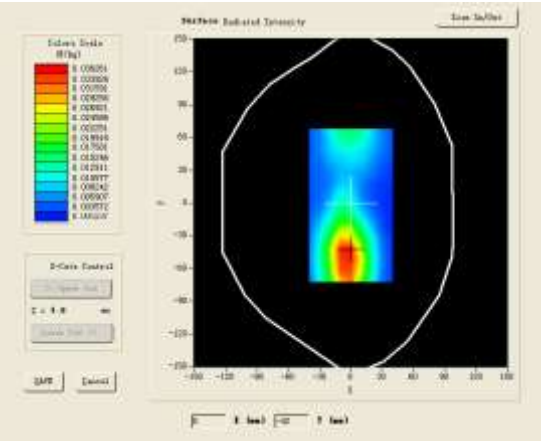	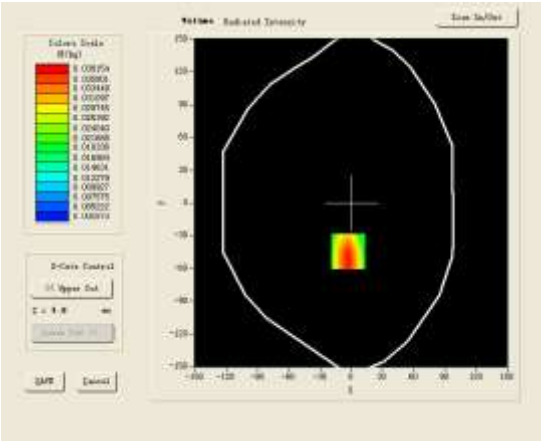

Maximum location: X=-3.00, Y=-44.00

SAR 10g (W/Kg)	0.025739
SAR 1g (W/Kg)	0.032933

Z (mm)	0.00	4.00	9.00	14.00	19.00
SAR (W/Kg)	0.0000	0.0337	0.0284	0.0171	0.0109

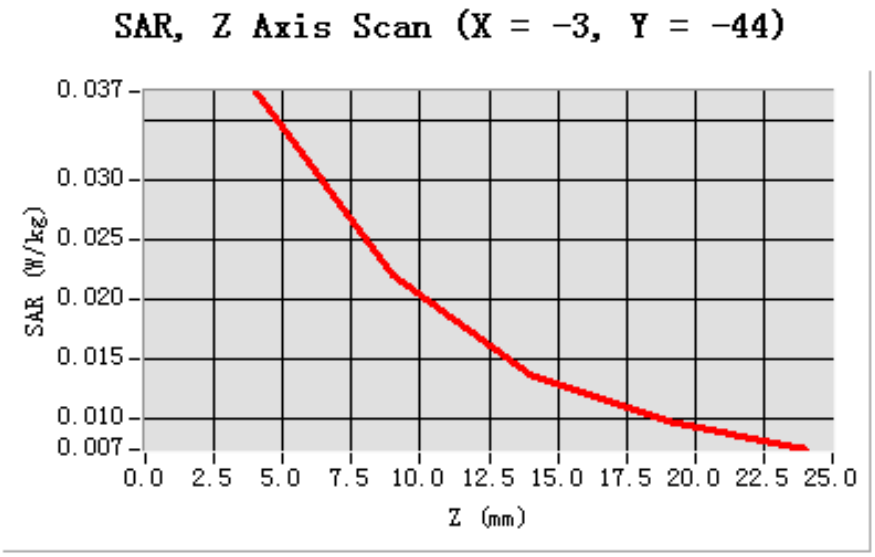

3D screen shot	Hot spot position
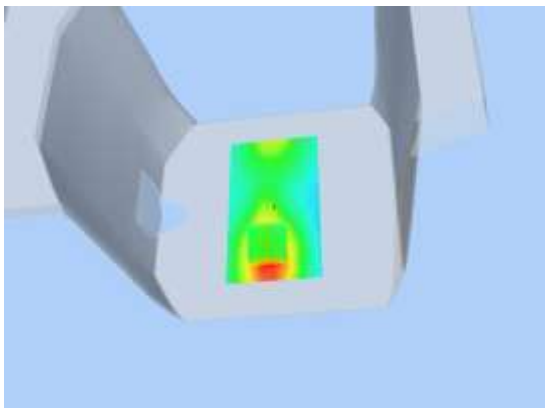	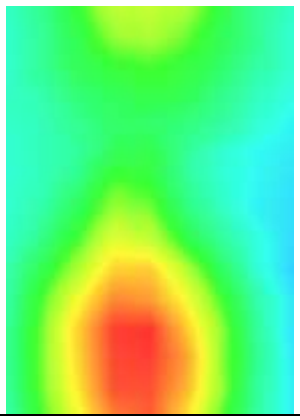

Test Laboratory: AGC Lab **Date: Apr.11,2014**
802.11b Mid-Vertical near antenna (DTS)
DUT: 3G TABLET; Type: Zinq7 3G

Communication System: Wi-Fi; Communication System Band: 802.11b; Duty Cycle: 1:1; Conv.F=4.31;
Frequency: 2437 MHz; Medium parameters used: f = 2450 MHz; σ=1.90 mho/m; εr =53.30; ρ= 1000 kg/m³ ;
Phantom section: Flat Section
Ambient temperature (℃):21, Liquid temperature (℃):21

SATIMO Configuration:
- Probe: EP159; Calibrated: 01/12/2014
- Sensor-Surface: 4mm (Mechanical Surface Detection)
- Phantom: Flat Phantom; Type: Elliptical Phantom
- Measurement SW: OpenSAR V4_02_01

Configuration/802.11b Mid-Vertical near antenna /Area Scan: Measurement grid: dx=8mm, dy=8mm
Configuration/802.11b Mid-Vertical near antenna /Zoom Scan: Measurement grid: dx=8mm, dy=8mm, dz=5mm;

Area Scan	surf_sam_plan.txt
ZoomScan	5x5x7,dx=8mm dy=8mm dz=5mm,Very fast
Phantom	Validation plane
Device Position	Vertical
Band	2450MHz
Channels	Middle
Signal	TDMA (Crest factor: 8.0)

SURFACE SAR	VOLUME SAR
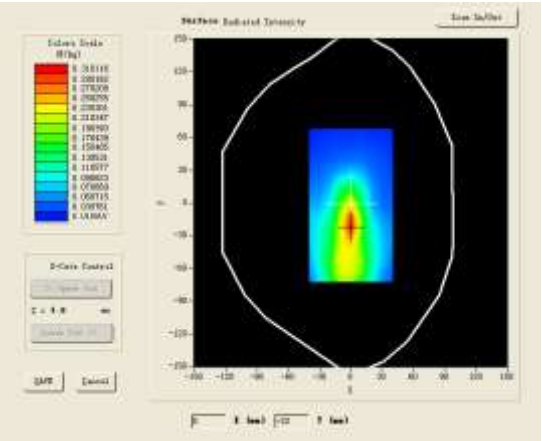	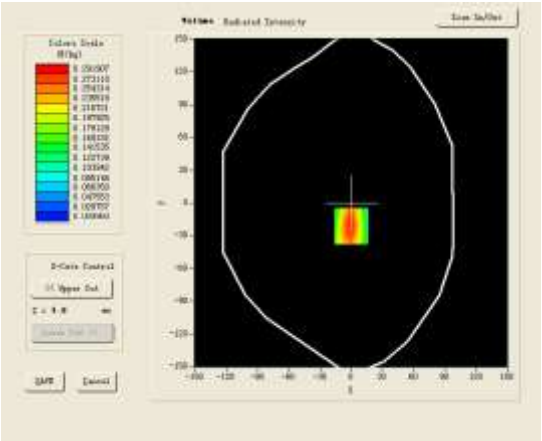

Maximum location: X=0.00, Y=-21.00

SAR 10g (W/Kg)	0.159360
SAR 1g (W/Kg)	0.291537

Z (mm)	0.00	4.00	9.00	14.00	19.00
SAR (W/Kg)	0.0000	0.2927	0.1484	0.0751	0.0447

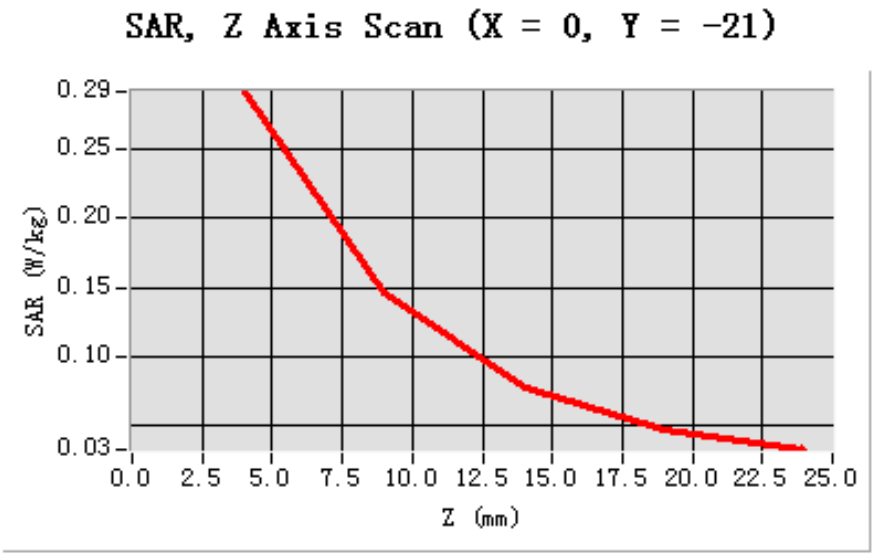

3D screen shot	Hot spot position
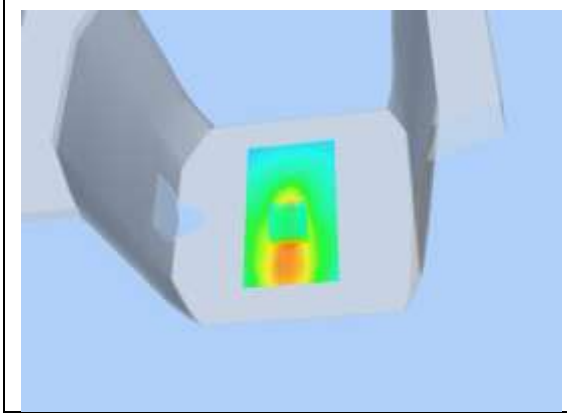	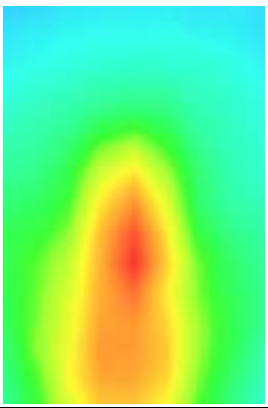

Test Laboratory: AGC Lab **Date: Apr.11,2014**
802.11b Mid-Vertical away from antenna (DTS)
DUT: 3G TABLET; Type: Zinq7 3G

Communication System: Wi-Fi; Communication System Band: 802.11b; Duty Cycle: 1:1; Conv.F=4.31;
Frequency: 2437 MHz; Medium parameters used: f = 2450 MHz; σ=1.90 mho/m; εr =53.30; ρ= 1000 kg/m³ ;
Phantom section: Flat Section
Ambient temperature (℃):21, Liquid temperature (℃):21

SATIMO Configuration:
- Probe: EP159; Calibrated: 01/12/2014
- Sensor-Surface: 4mm (Mechanical Surface Detection)
- Phantom: Flat Phantom; Type: Elliptical Phantom
- Measurement SW: OpenSAR V4_02_01

Configuration/802.11b Mid-Vertical away from antenna /Area Scan: Measurement grid: dx=8mm, dy=8mm
Configuration/802.11b Mid-Vertical away from antenna /Zoom Scan: Measurement grid: dx=8mm, dy=8mm, dz=5mm;

Area Scan	surf_sam_plan.txt
ZoomScan	5x5x7,dx=8mm dy=8mm dz=5mm,Very fast
Phantom	Validation plane
Device Position	Vertical
Band	2450MHz
Channels	Middle
Signal	TDMA (Crest factor: 8.0)

SURFACE SAR	VOLUME SAR
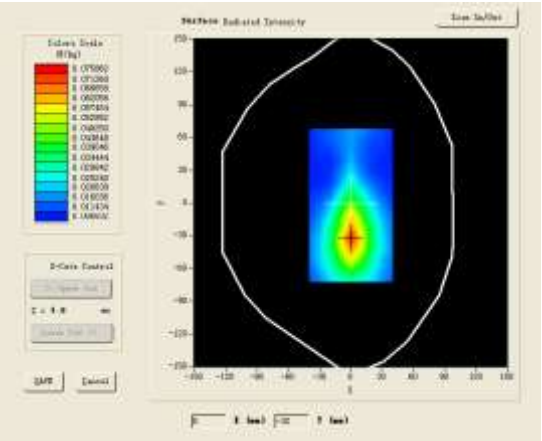	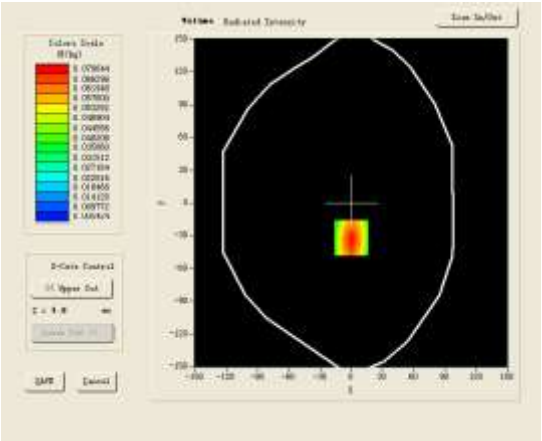

Maximum location: X=0.00, Y=-32.00

SAR 10g (W/Kg)	0.046137
SAR 1g (W/Kg)	0.078350

Z (mm)	0.00	4.00	9.00	14.00	19.00
SAR (W/Kg)	0.0000	0.0726	0.0451	0.0283	0.0141

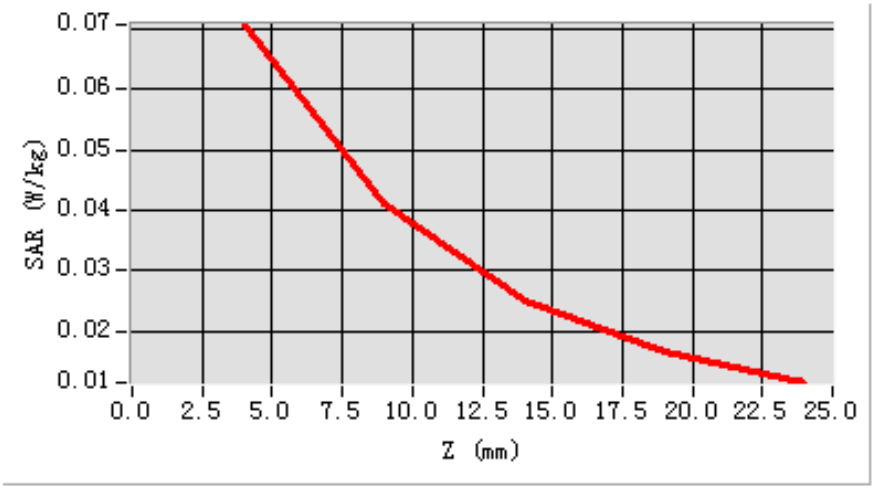

3D screen shot	Hot spot position
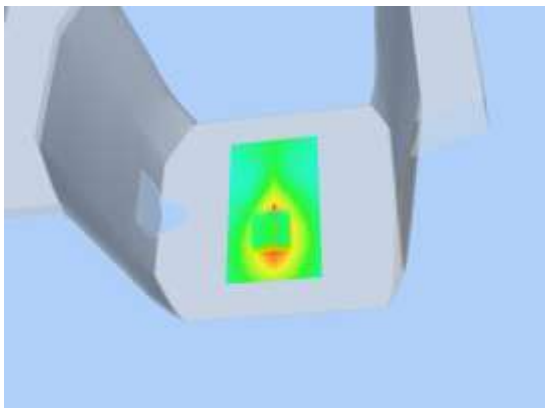	

Test Laboratory: AGC Lab **Date: Apr.11,2014**
802.11n (20) Mid-Touch-Left
DUT: 3G TABLET; Type: Zinq7 3G

Communication System: Wi-Fi; Communication System Band: 802.11n (20); Duty Cycle: 1:1; Conv.F=4.42;
Frequency: 2437 MHz; Medium parameters used: f = 2450 MHz; σ =1.85 mho/m; εr =40.07; ρ= 1000 kg/m³ ;
Phantom section: Left Section
Ambient temperature (℃): 21, Liquid temperature (℃): 21

SATIMO Configuration:
- Probe: EP159; Calibrated: 01/12/2014
- Sensor-Surface: 4mm (Mechanical Surface Detection)
- Phantom: Flat Phantom; Type: Elliptical Phantom
- Measurement SW: OpenSAR V4_02_01

Configuration/802.11n (20) Mid- Touch-Left/Area Scan (6x8x1): Measurement grid: dx=8mm, dy=8mm
Configuration/802.11n (20) Mid- Touch-Left/Zoom Scan (5x5x7)/Cube 0: Measurement grid: dx=8mm, dy=8mm, dz=5mm

Area Scan	sam_direct_droit2_surf8mm.txt
ZoomScan	5x5x7,dx=8mm dy=8mm dz=5mm,Very fast
Phantom	Left head
Device Position	Cheek
Band	2450MHz
Channels	Middle
Signal	TDMA (Crest factor: 8.0)

SURFACE SAR	VOLUME SAR
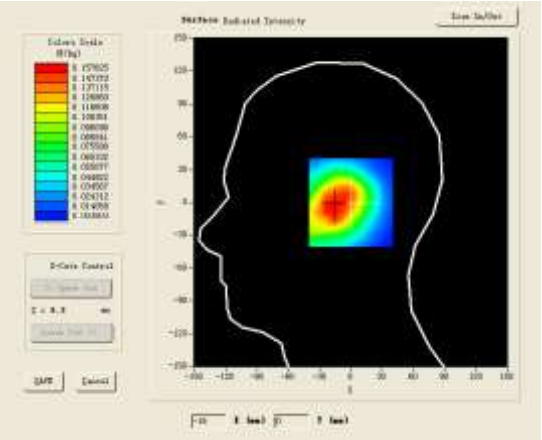	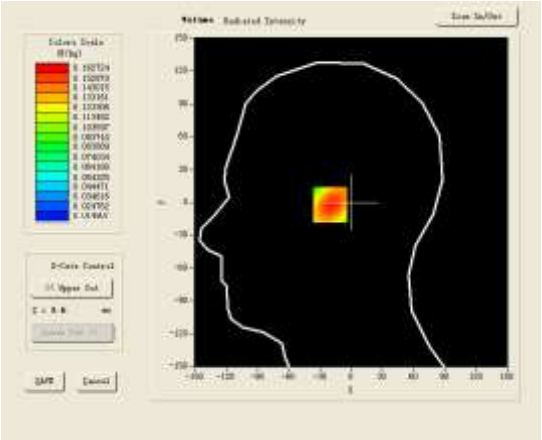

Maximum location: X=-17.00, Y=-2.00

SAR 10g (W/Kg)	0.097249
SAR 1g (W/Kg)	0.152617

Z (mm)	0.00	4.00	9.00	14.00	19.00
SAR (W/Kg)	0.0000	0.1651	0.1048	0.0741	0.0467

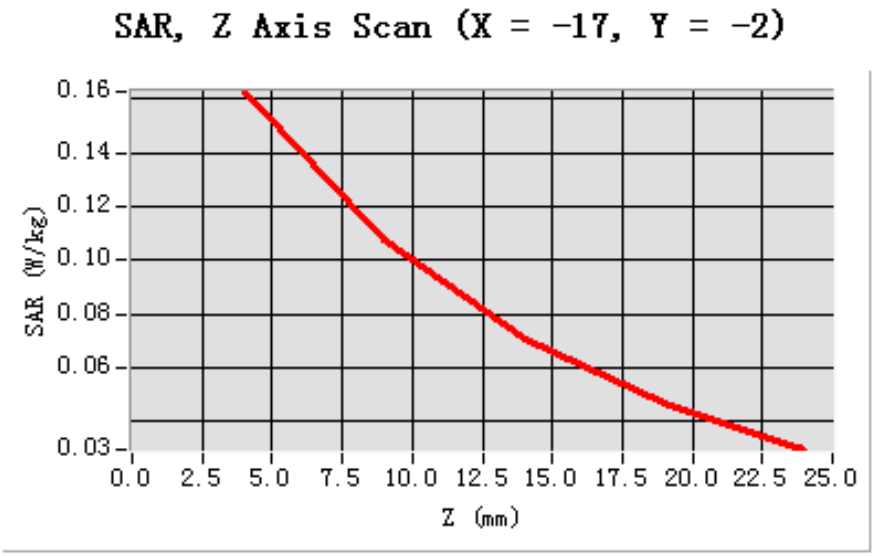

3D screen shot	Hot spot position
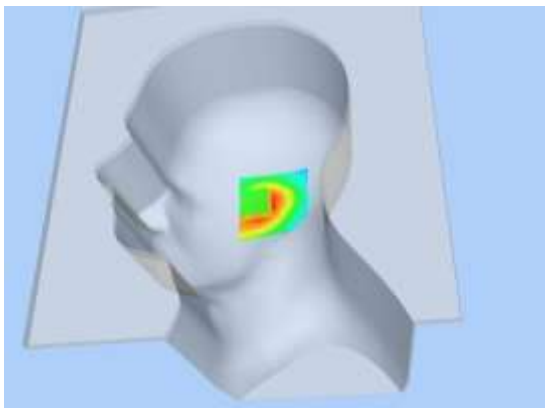	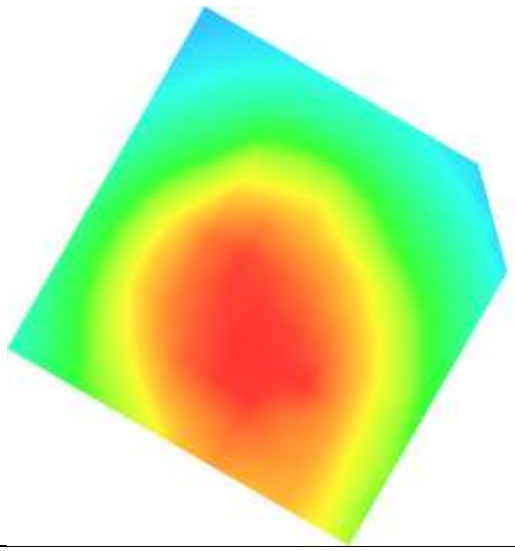

Test Laboratory: AGC Lab **Date: Apr.11,2014**
802.11n (20) Mid -Tilt-Left
DUT: 3G TABLET; Type: Zinq7 3G

Communication System: Wi-Fi; Communication System Band: 802.11n (20); Duty Cycle: 1:1; Conv.F=4.42;
Frequency: 2437 MHz; Medium parameters used: f = 2450 MHz; σ =1.85 mho/m; εr =40.07; ρ= 1000 kg/m³ ;
Phantom section: Left Section
Ambient temperature (℃): 21, Liquid temperature (℃): 21

SATIMO Configuration:
- Probe: EP159; Calibrated: 01/12/2014
- Sensor-Surface: 4mm (Mechanical Surface Detection)
- Phantom: Flat Phantom; Type: Elliptical Phantom
- Measurement SW: OpenSAR V4_02_01

Configuration/802.11n (20) Mid- Tilt-Left/Area Scan (6x8x1): Measurement grid: dx=8mm, dy=8mm
Configuration/802.11n (20) Mid- Tilt-Left/Zoom Scan (5x5x7)/Cube 0: Measurement grid: dx=8mm, dy=8mm,dz=5mm;

Area Scan	sam_direct_droit2_surf8mm.txt
ZoomScan	5x5x7,dx=8mm dy=8mm dz=5mm,Very fast
Phantom	Left head
Device Position	Tilt
Band	2450MHz
Channels	Middle
Signal	TDMA (Crest factor: 8.0)

SURFACE SAR	VOLUME SAR
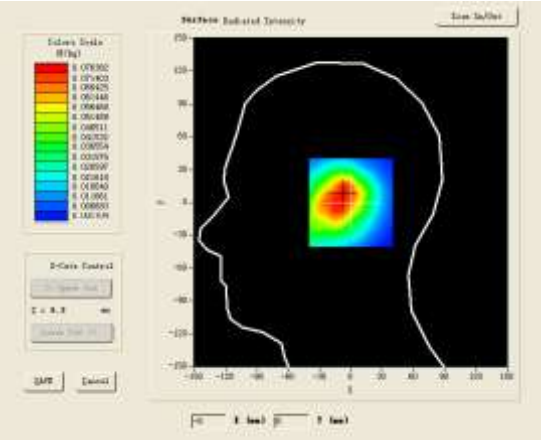	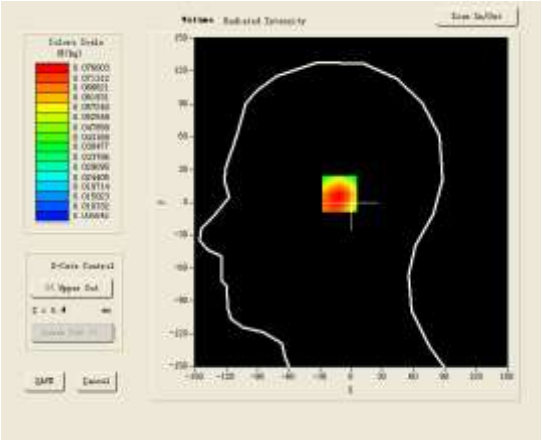

Maximum location: X=-8.00, Y=8.00

SAR 10g (W/Kg)	0.048359
SAR 1g (W/Kg)	0.076137

Z (mm)	0.00	4.00	9.00	14.00	19.00
SAR (W/Kg)	0.0000	0.0742	0.0469	0.0313	0.0207

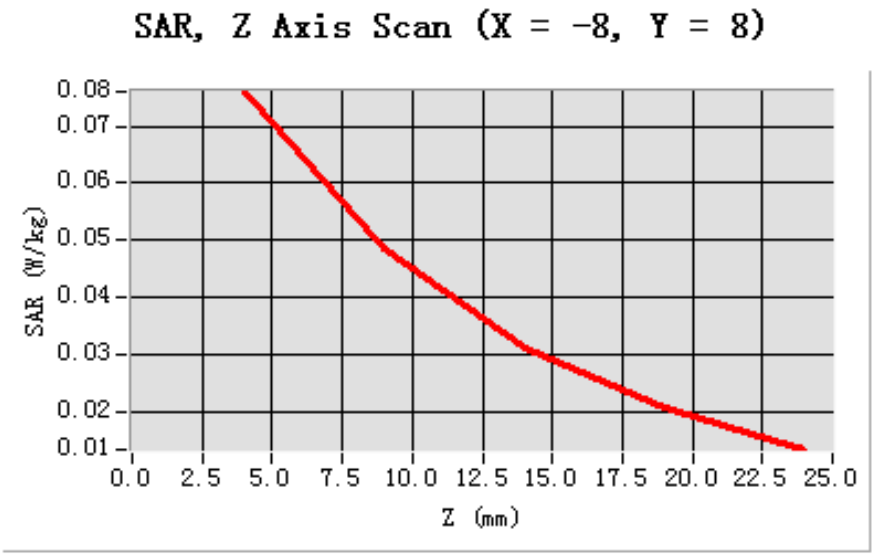

3D screen shot	Hot spot position
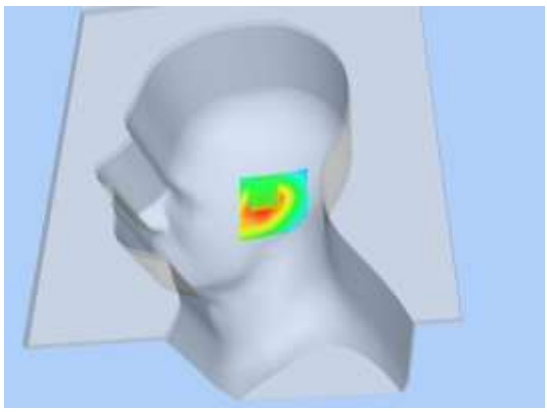	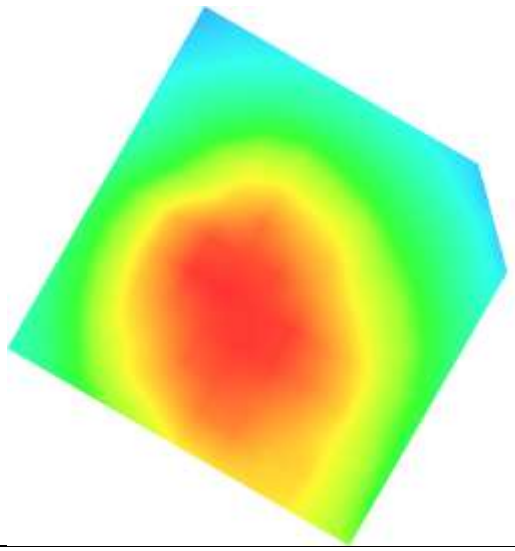

Test Laboratory: AGC Lab **Date: Apr.11,2014**
802.11n (20) Mid- Touch-Right
DUT: 3G TABLET; Type: Zinq7 3G

Communication System: Wi-Fi; Communication System Band: 802.11n (20); Duty Cycle: 1:1; Conv.F=4.42; Frequency: 2437 MHz; Medium parameters used: f = 2450 MHz; σ =1.85 mho/m; εr =40.07; ρ= 1000 kg/m³ ;
Phantom section: Right Section
Ambient temperature (℃): 21, Liquid temperature (℃): 21

SATIMO Configuration:
- Probe: EP159; Calibrated: 01/12/2014
- Sensor-Surface: 4mm (Mechanical Surface Detection)
- Phantom: Flat Phantom; Type: Elliptical Phantom
- Measurement SW: OpenSAR V4_02_01

Configuration/802.11n (20) Mid- Touch-Right /Area Scan: Measurement grid: dx=8mm, dy=8mm
Configuration/802.11n (20) Mid- Touch-Right /Zoom Scan: Measurement grid: dx=8mm, dy=8mm, dz=5mm;

Area Scan	sam_direct_droit2_surf8mm.txt
ZoomScan	5x5x7,dx=8mm dy=8mm dz=5mm,Very fast
Phantom	Right head
Device Position	Cheek
Band	2450MHz
Channels	Middle
Signal	TDMA (Crest factor: 8.0)

SURFACE SAR	VOLUME SAR
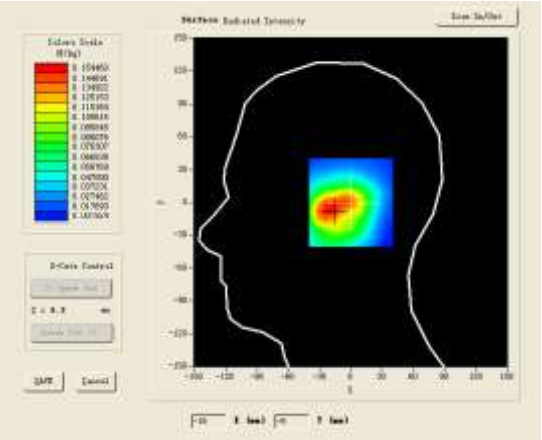	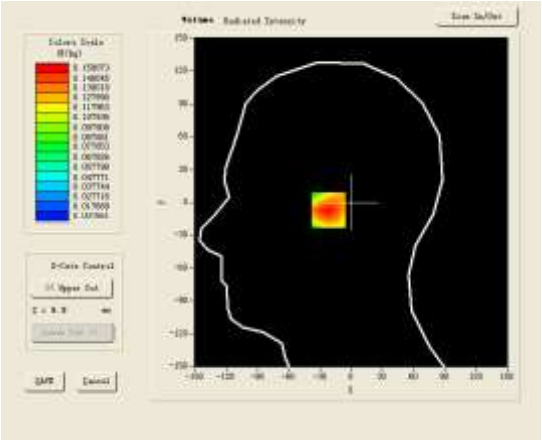

Maximum location: X=-18.00, Y=-7.00

SAR 10g (W/Kg)	0.087249
SAR 1g (W/Kg)	0.146138

Z (mm)	0.00	4.00	9.00	14.00	19.00
SAR (W/Kg)	0.0000	0.1528	0.0941	0.0561	0.0343

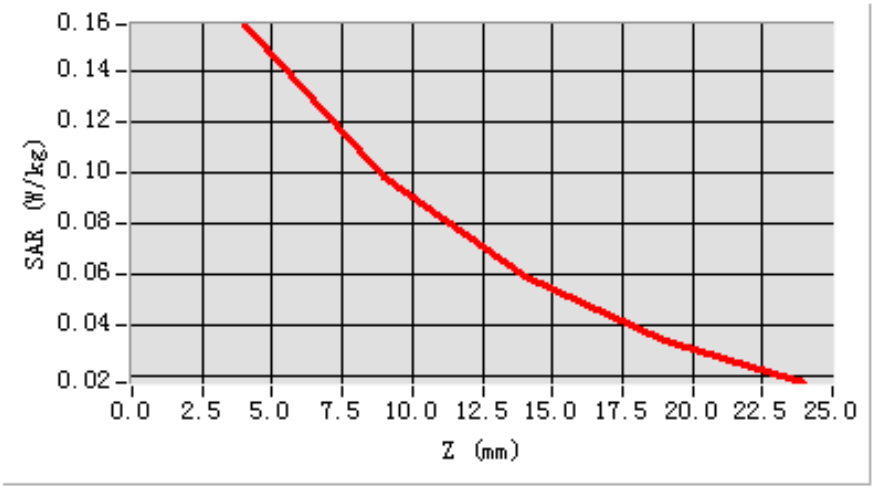

3D screen shot	Hot spot position
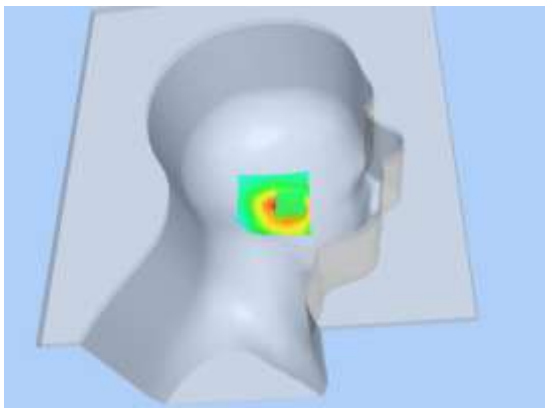	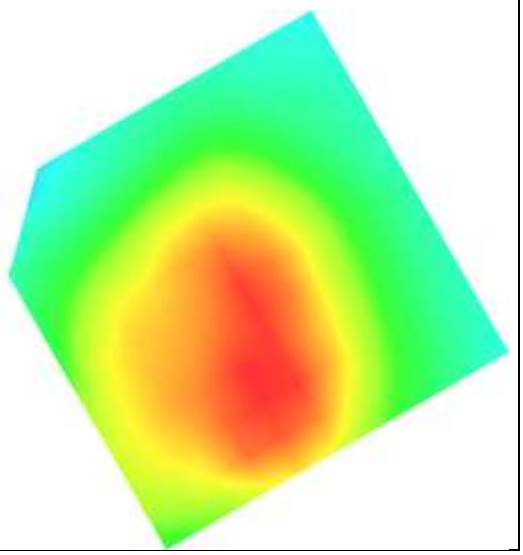

Test Laboratory: AGC Lab **Date: Apr.11,2014**
802.11n (20) Mid-Tilt-Right
DUT: 3G TABLET; Type: Zinq7 3G

Communication System: Wi-Fi; Communication System Band: 802.11n (20); Duty Cycle: 1:1; Conv.F=4.42;
Frequency: 2437 MHz; Medium parameters used: f = 2450 MHz; σ =1.85 mho/m; εr =40.07; ρ= 1000 kg/m³ ;
Phantom section: Right Section
Ambient temperature (℃): 21, Liquid temperature (℃): 21

SATIMO Configuration:
- Probe: EP159; Calibrated: 01/12/2014
- Sensor-Surface: 4mm (Mechanical Surface Detection)
- Phantom: Flat Phantom; Type: Elliptical Phantom
- Measurement SW: OpenSAR V4_02_01

Configuration/802.11n (20) Mid- Tilt-Right/Area Scan: Measurement grid: dx=8mm, dy=8mm
Configuration/802.11n (20) Mid- Tilt-Right/Zoom Scan: Measurement grid: dx=8mm, dy=8mm, dz=5mm;

Area Scan	sam_direct_droit2_surf8mm.txt
Zoom Scan	5x5x7,dx=8mm dy=8mm dz=5mm,Very fast
Phantom	Right head
Device Position	Tilt
Band	2450MHz
Channels	Middle
Signal	TDMA (Crest factor: 8.0)

SURFACE SAR	VOLUME SAR
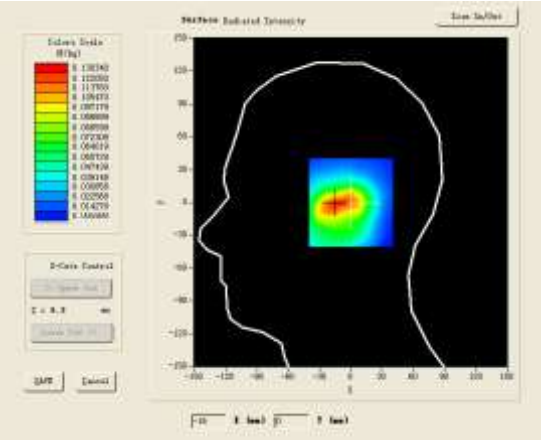	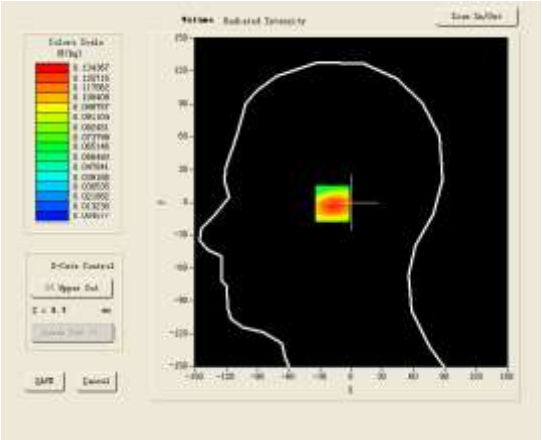

Maximum location: X=-15.00, Y=-1.00

SAR 10g (W/Kg)	0.076084
SAR 1g (W/Kg)	0.128298

Z (mm)	0.00	4.00	9.00	14.00	19.00
SAR (W/Kg)	0.0000	0.1361	0.0793	0.0390	0.0234

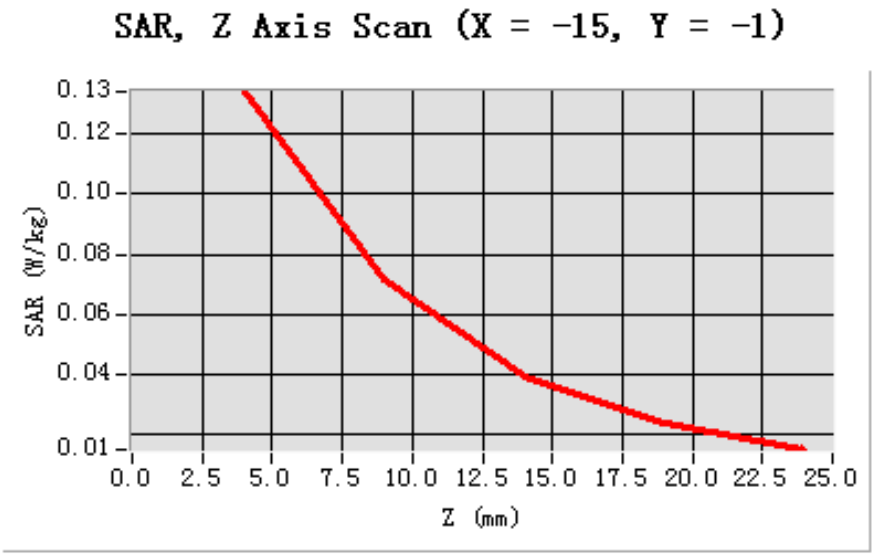

3D screen shot	Hot spot position
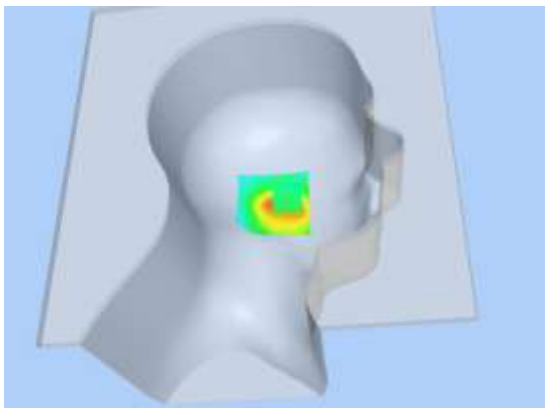	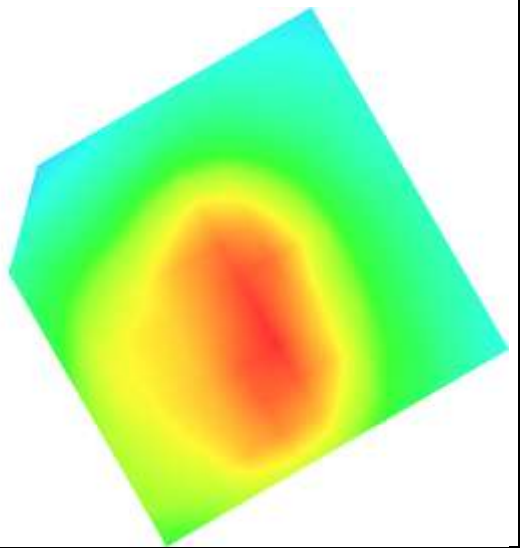

Test Laboratory: AGC Lab **Date: Apr.11,2014**
802.11n (20) Mid-Body-Worn- Back (DTS)
DUT: 3G TABLET; Type: Zinq7 3G

Communication System: Wi-Fi; Communication System Band: 802.11n (20); Duty Cycle: 1:1; Conv.F=4.31; Frequency: 2437 MHz; Medium parameters used: f = 2450 MHz; σ=1.90 mho/m; εr =53.30; ρ= 1000 kg/m³ ;
Phantom section: Flat Section
Ambient temperature (℃):21, Liquid temperature (℃):21

SATIMO Configuration:
- Probe: EP159; Calibrated: 01/12/2014
- Sensor-Surface: 4mm (Mechanical Surface Detection)
- Phantom: Flat Phantom; Type: Elliptical Phantom
- Measurement SW: OpenSAR V4_02_01

Configuration/802.11n (20) Mid- Body- Back /Area Scan (6x8x1): Measurement grid: dx=8mm, dy=8mm
Configuration/802.11n (20) Mid- Body- Back /Zoom Scan (5x5x7)/Cube 0: Measurement grid: dx=8mm, dy=8mm, dz=5mm;

Area Scan	surf_sam_plan.txt
ZoomScan	5x5x7,dx=8mm dy=8mm dz=5mm,Very fast
Phantom	Validation plane
Device Position	Body Back
Band	2450MHz
Channels	Middle
Signal	TDMA (Crest factor: 8.0)

SURFACE SAR	VOLUME SAR
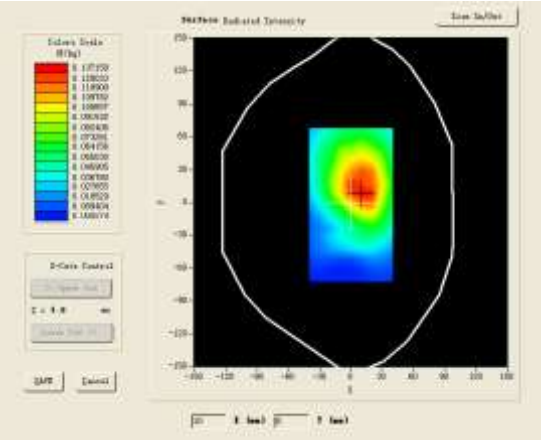	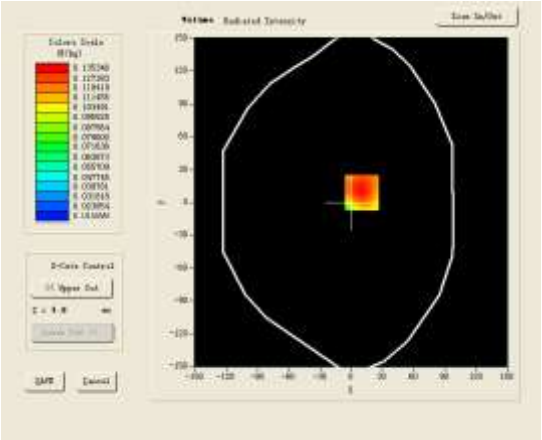

Maximum location: X=10.00, Y=9.00

SAR 10g (W/Kg)	0.088259
SAR 1g (W/Kg)	0.137148

Z (mm)	0.00	4.00	9.00	14.00	19.00
SAR (W/Kg)	0.0000	0.1338	0.0941	0.0627	0.0424

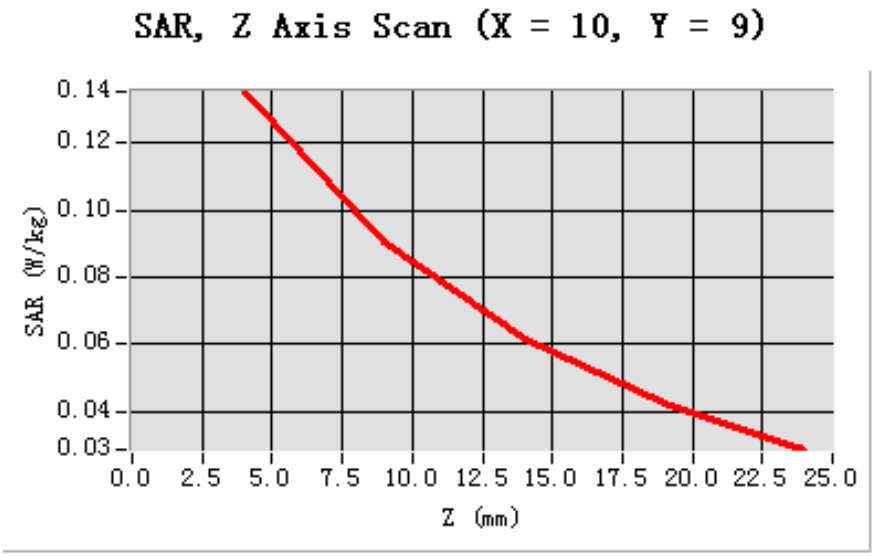

3D screen shot	Hot spot position
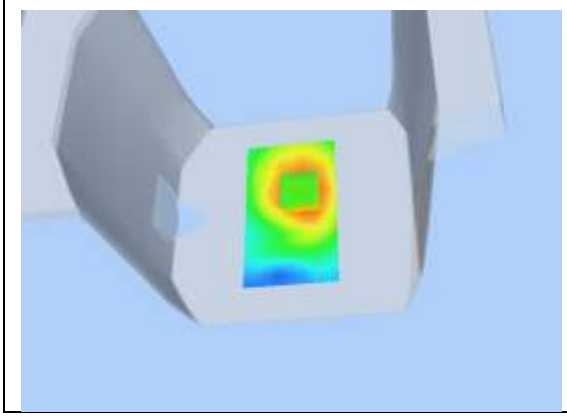	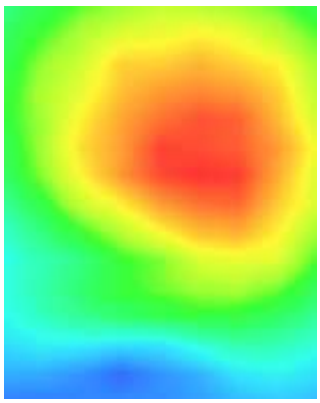

Test Laboratory: AGC Lab **Date: Apr.11,2014**
802.11n (20) Mid-Body -Front (DTS)
DUT: 3G TABLET; Type: Zinq7 3G

Communication System: Wi-Fi; Communication System Band: 802.11n (20); Duty Cycle: 1:1; Conv.F=4.31; Frequency: 2437 MHz; Medium parameters used: f = 2450 MHz; σ=1.90 mho/m; εr =53.30; ρ= 1000 kg/m³ ;
Phantom section: Flat Section
Ambient temperature (℃):21, Liquid temperature (℃):21

SATIMO Configuration:
- Probe: EP159; Calibrated: 01/12/2014
- Sensor-Surface: 4mm (Mechanical Surface Detection)
- Phantom: Flat Phantom; Type: Elliptical Phantom
- Measurement SW: OpenSAR V4_02_01

Configuration/802.11n (20) Mid-Body- Front /Area Scan: Measurement grid: dx=8mm, dy=8mm
Configuration/802.11n (20) Mid-Body- Front /Zoom Scan: Measurement grid: dx=8mm, dy=8mm, dz=5mm;

Area Scan	surf_sam_plan.txt
ZoomScan	5x5x7,dx=8mm dy=8mm dz=5mm,Very fast
Phantom	Validation plane
Device Position	Body Front
Band	2450MHz
Channels	Middle
Signal	TDMA (Crest factor: 8.0)

SURFACE SAR	VOLUME SAR
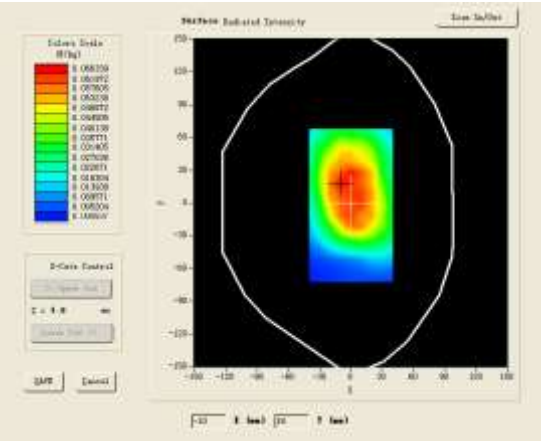	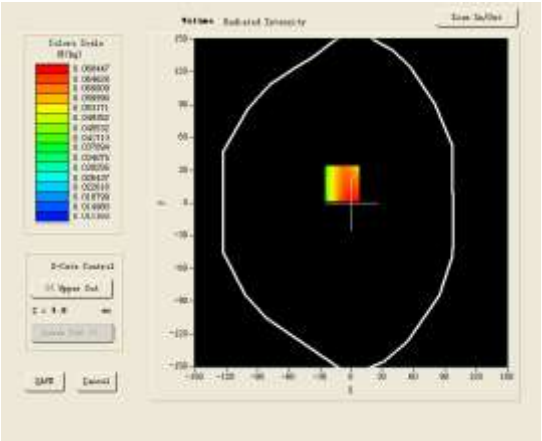

Maximum location: X=-9.00, Y=18.00

SAR 10g (W/Kg)	0.045028
SAR 1g (W/Kg)	0.068359

Z (mm)	0.00	4.00	9.00	14.00	19.00
SAR (W/Kg)	0.0000	0.0640	0.0428	0.0352	0.0225

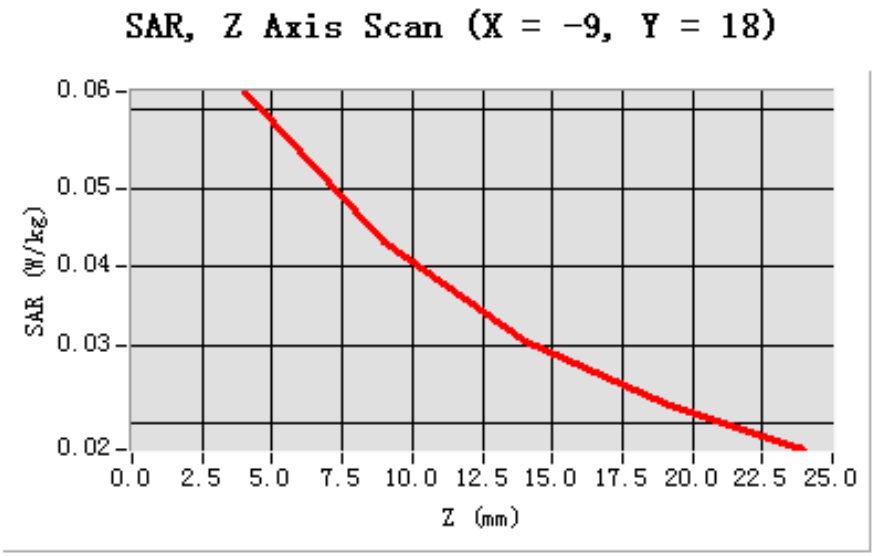

3D screen shot	Hot spot position
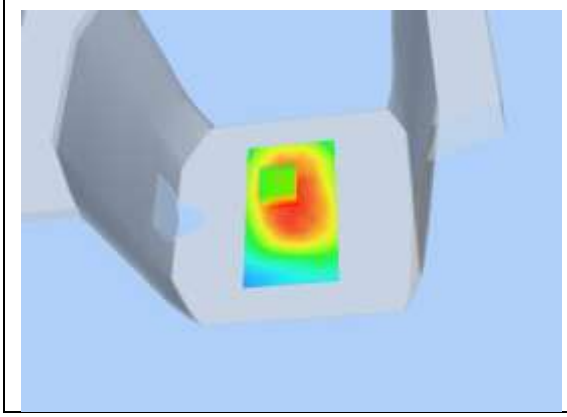	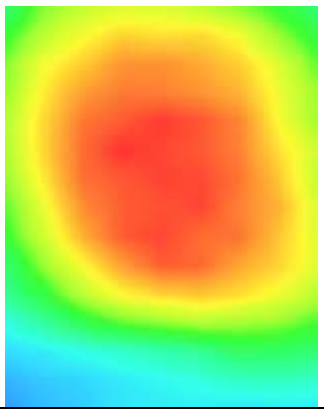

Test Laboratory: AGC Lab **Date: Apr.11,2014**
802.11n (20) Mid-Horizontal near antenna (DTS)
DUT: 3G TABLET; Type: Zinq7 3G

Communication System: Wi-Fi; Communication System Band: 802.11n (20); Duty Cycle: 1:1; Conv.F=4.31; Frequency: 2437 MHz; Medium parameters used: f = 2450 MHz; σ=1.90 mho/m; εr =53.30; ρ= 1000 kg/m³ ;
Phantom section: Flat Section
Ambient temperature (℃):21, Liquid temperature (℃):21

SATIMO Configuration:
- Probe: EP159; Calibrated: 01/12/2014
- Sensor-Surface: 4mm (Mechanical Surface Detection)
- Phantom: Flat Phantom; Type: Elliptical Phantom
- Measurement SW: OpenSAR V4_02_01

Configuration/802.11n (20) Mid-Horizontal near antenna /Area Scan: Measurement grid: dx=8mm, dy=8mm
Configuration/802.11n (20) Mid-Horizontal near antenna /Zoom Scan: Measurement grid: dx=8mm, dy=8mm, dz=5mm;

Area Scan	surf_sam_plan.txt
ZoomScan	5x5x7,dx=8mm dy=8mm dz=5mm,Very fast
Phantom	Validation plane
Device Position	Horizontal
Band	2450MHz
Channels	Middle
Signal	TDMA (Crest factor: 8.0)

SURFACE SAR	VOLUME SAR
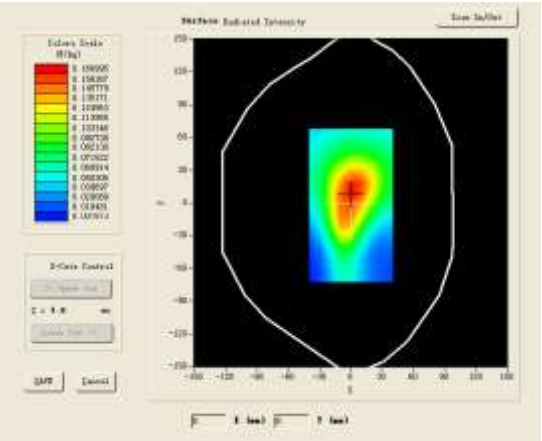	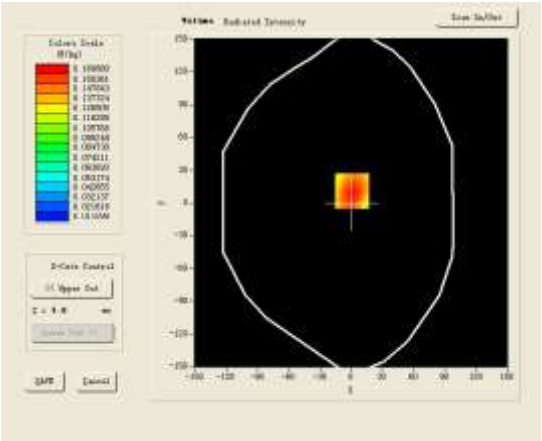

Maximum location: X=1.00, Y=11.00

SAR 10g (W/Kg)	0.098350
SAR 1g (W/Kg)	0.167248

Z (mm)	0.00	4.00	9.00	14.00	19.00
SAR (W/Kg)	0.0000	0.1641	0.0936	0.0594	0.0326

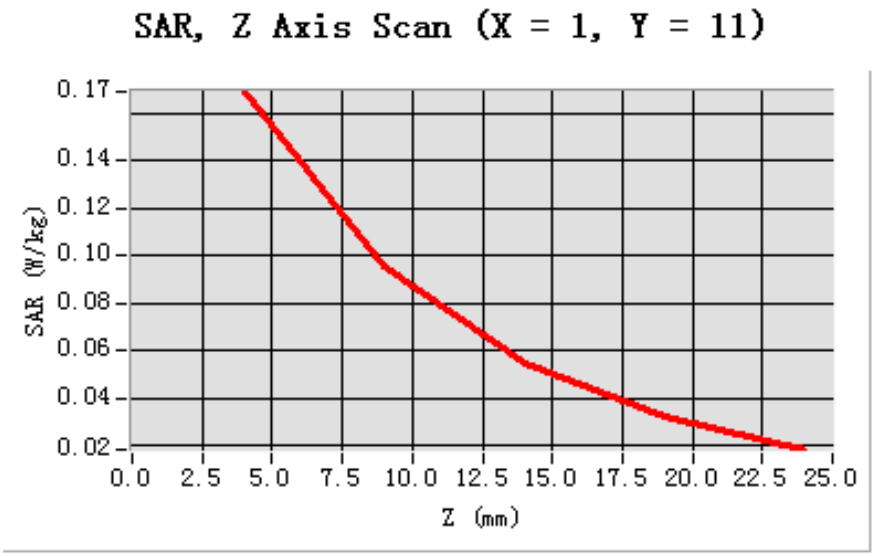

3D screen shot	Hot spot position
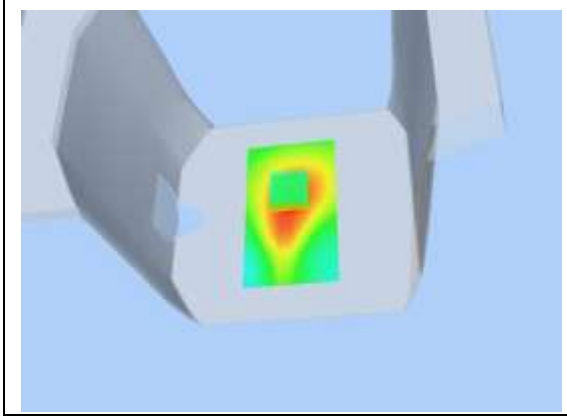	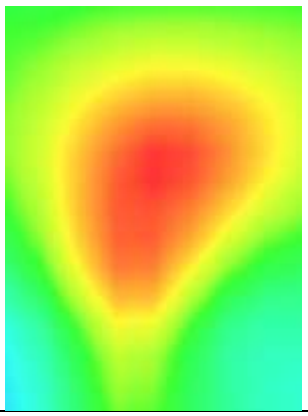

Test Laboratory: AGC Lab **Date: Apr.11,2014**
802.11n (20) Mid-Horizontal away from antenna (DTS)
DUT: 3G TABLET; Type: Zinq7 3G

Communication System: Wi-Fi; Communication System Band: 802.11n (20); Duty Cycle: 1:1; Conv.F=4.31; Frequency: 2437 MHz; Medium parameters used: f = 2450 MHz; σ=1.90 mho/m; εr =53.30; ρ= 1000 kg/m³ ;
Phantom section: Flat Section
Ambient temperature (℃):21, Liquid temperature (℃):21

SATIMO Configuration:
- Probe: EP159; Calibrated: 01/12/2014
- Sensor-Surface: 4mm (Mechanical Surface Detection)
- Phantom: Flat Phantom; Type: Elliptical Phantom
- Measurement SW: OpenSAR V4_02_01

Configuration/802.11n (20) Mid-Horizontal away from antenna /Area Scan: Measurement grid: dx=8mm, dy=8mm
Configuration/802.11n (20) Mid-Horizontal away from antenna /Zoom Scan: Measurement grid: dx=8mm, dy=8mm, dz=5mm;

Area Scan	surf_sam_plan.txt
ZoomScan	5x5x7,dx=8mm dy=8mm dz=5mm,Very fast
Phantom	Validation plane
Device Position	Horizontal
Band	2450MHz
Channels	Middle
Signal	TDMA (Crest factor: 8.0)

SURFACE SAR	VOLUME SAR
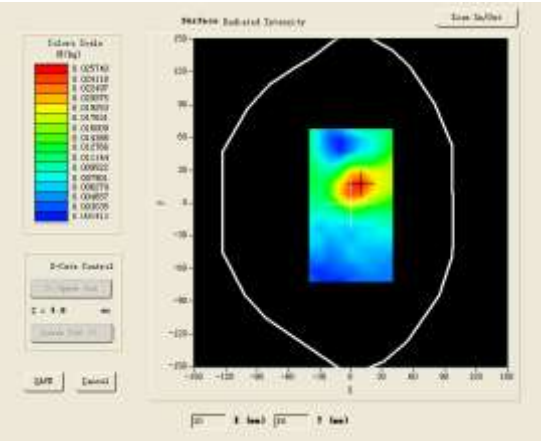	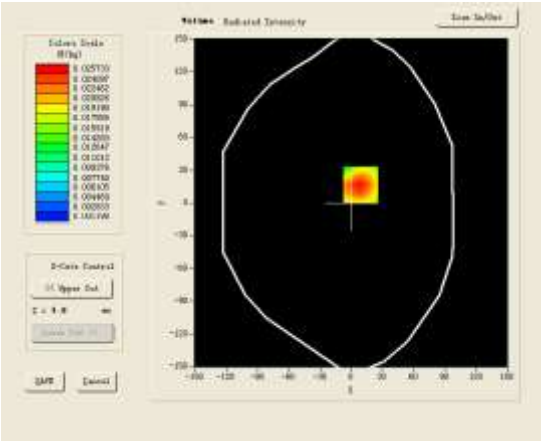

Maximum location: X=9.00, Y=17.00

SAR 10g (W/Kg)	0.018249
SAR 1g (W/Kg)	0.025027

Z (mm)	0.00	4.00	9.00	14.00	19.00
SAR (W/Kg)	0.0000	0.0246	0.0173	0.0029	0.0063

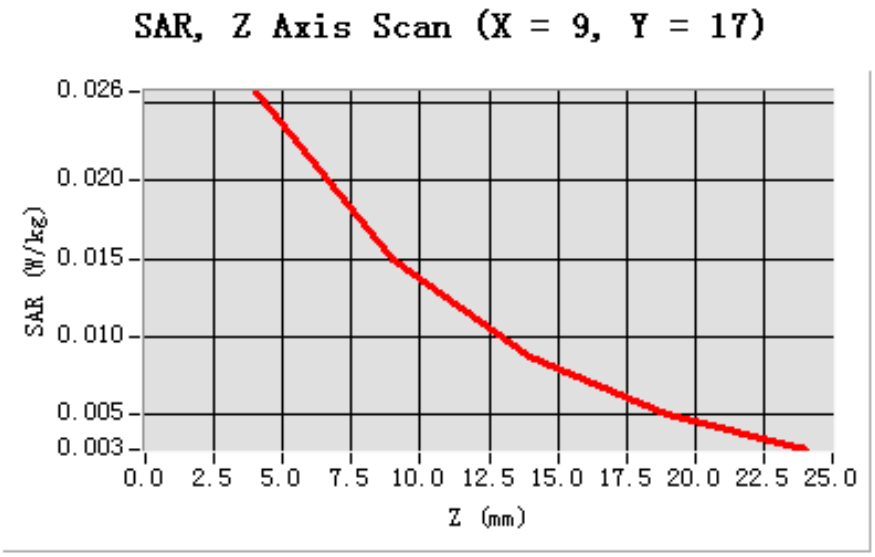

3D screen shot	Hot spot position
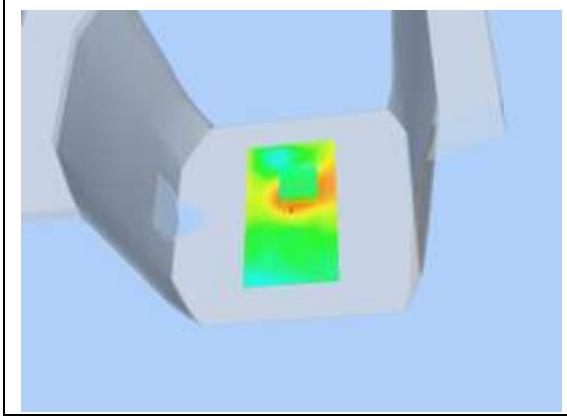	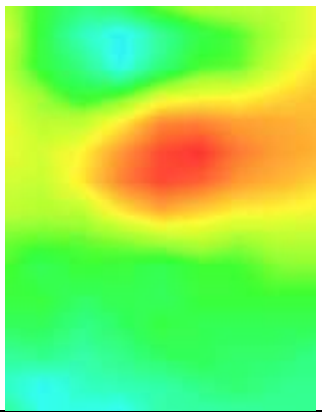

Test Laboratory: AGC Lab **Date: Apr.11,2014**
802.11n (20) Mid-Vertical near antenna (DTS)
DUT: 3G TABLET; Type: Zinq7 3G

Communication System: Wi-Fi; Communication System Band: 802.11n (20); Duty Cycle: 1:1; Conv.F=4.31; Frequency: 2437 MHz; Medium parameters used: f = 2450 MHz; σ=1.90 mho/m; εr =53.30; ρ= 1000 kg/m³ ;
Phantom section: Flat Section
Ambient temperature (℃):21, Liquid temperature (℃):21

SATIMO Configuration:
- Probe: EP159; Calibrated: 01/12/2014
- Sensor-Surface: 4mm (Mechanical Surface Detection)
- Phantom: Flat Phantom; Type: Elliptical Phantom
- Measurement SW: OpenSAR V4_02_01

Configuration/802.11n (20) Mid-Vertical near antenna /Area Scan: Measurement grid: dx=8mm, dy=8mm
Configuration/802.11n (20) Mid-Vertical near antenna /Zoom Scan: Measurement grid: dx=8mm, dy=8mm, dz=5mm;

Area Scan	surf_sam_plan.txt
ZoomScan	5x5x7,dx=8mm dy=8mm dz=5mm,Very fast
Phantom	Validation plane
Device Position	Vertical
Band	2450MHz
Channels	Middle
Signal	TDMA (Crest factor: 8.0)

SURFACE SAR	**VOLUME SAR**
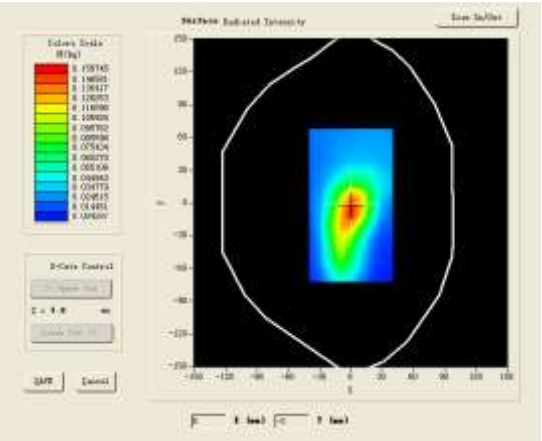	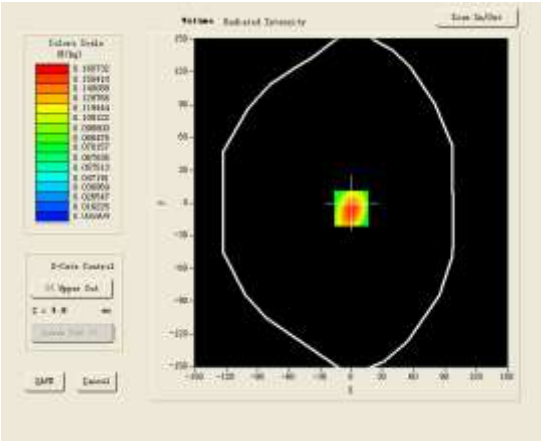

Maximum location: X=0.00, Y=-5.00

SAR 10g (W/Kg)	0.082748
SAR 1g (W/Kg)	0.155254

Z (mm)	0.00	4.00	9.00	14.00	19.00
SAR (W/Kg)	0.0000	0.1626	0.0931	0.0517	0.0302

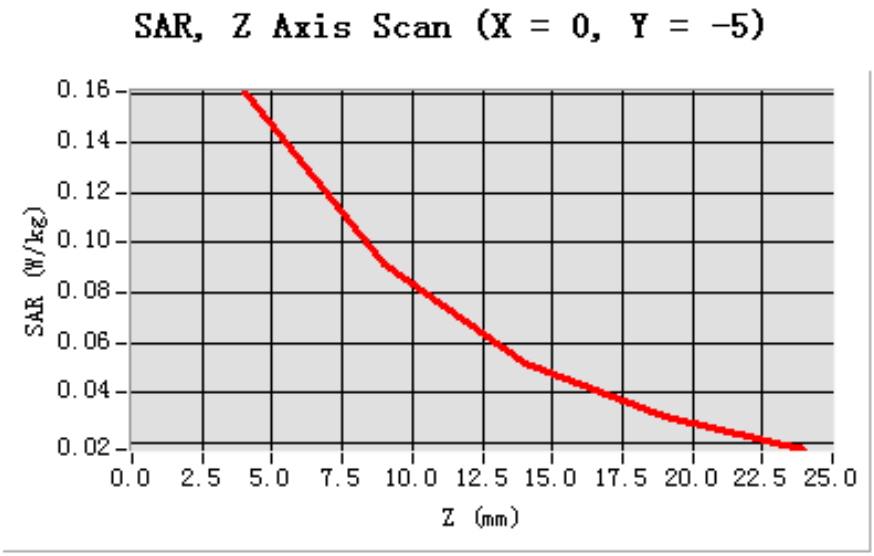

3D screen shot	Hot spot position
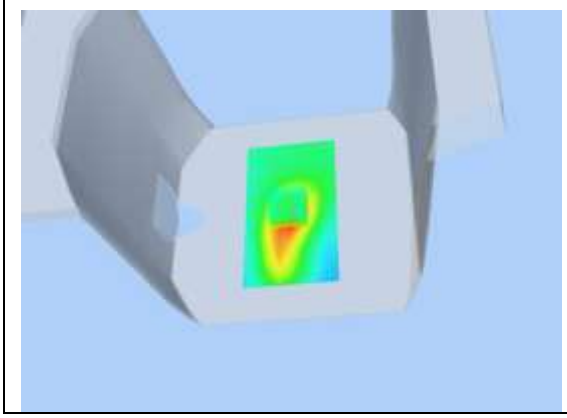	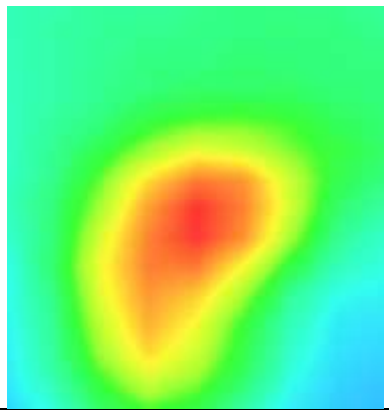

Test Laboratory: AGC Lab **Date: Apr.11,2014**
802.11n (20) Mid-Vertical away from antenna (DTS)
DUT: 3G TABLET; Type: Zinq7 3G

Communication System: Wi-Fi; Communication System Band: 802.11n (20); Duty Cycle: 1:1; Conv.F=4.31; Frequency: 2437 MHz; Medium parameters used: f = 2450 MHz; σ=1.90 mho/m; εr =53.30; ρ= 1000 kg/m³ ;
Phantom section: Flat Section
Ambient temperature (℃):21, Liquid temperature (℃):21

SATIMO Configuration:
- Probe: EP159; Calibrated: 01/12/2014
- Sensor-Surface: 4mm (Mechanical Surface Detection)
- Phantom: Flat Phantom; Type: Elliptical Phantom
- Measurement SW: OpenSAR V4_02_01

Configuration/802.11n (20) Mid-Vertical away from antenna /Area Scan: Measurement grid: dx=8mm, dy=8mm
Configuration/802.11n (20) Mid-Vertical away from antenna /Zoom Scan: Measurement grid: dx=8mm, dy=8mm, dz=5mm;

Area Scan	surf_sam_plan.txt
ZoomScan	5x5x7,dx=8mm dy=8mm dz=5mm,Very fast
Phantom	Validation plane
Device Position	Vertical
Band	2450MHz
Channels	Middle
Signal	TDMA (Crest factor: 8.0)

SURFACE SAR	VOLUME SAR
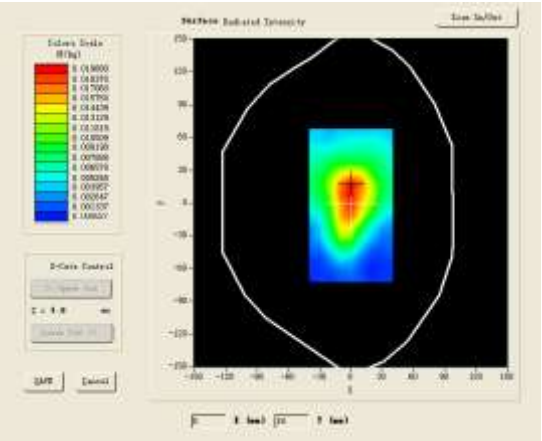	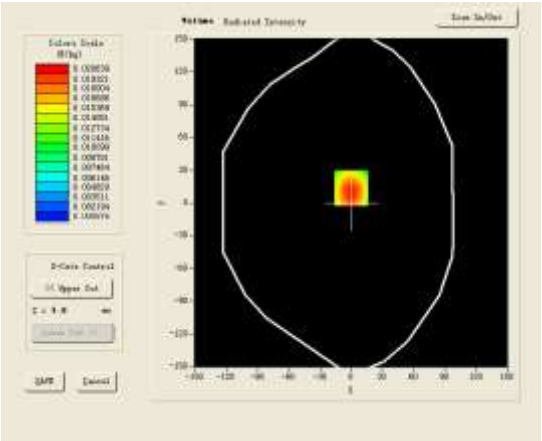

Maximum location: X=0.00, Y=14.00

SAR 10g (W/Kg)	0.017148
SAR 1g (W/Kg)	0.017249

Z (mm)	0.00	4.00	9.00	14.00	19.00
SAR (W/Kg)	0.0000	0.0241	0.0137	0.0043	0.0033

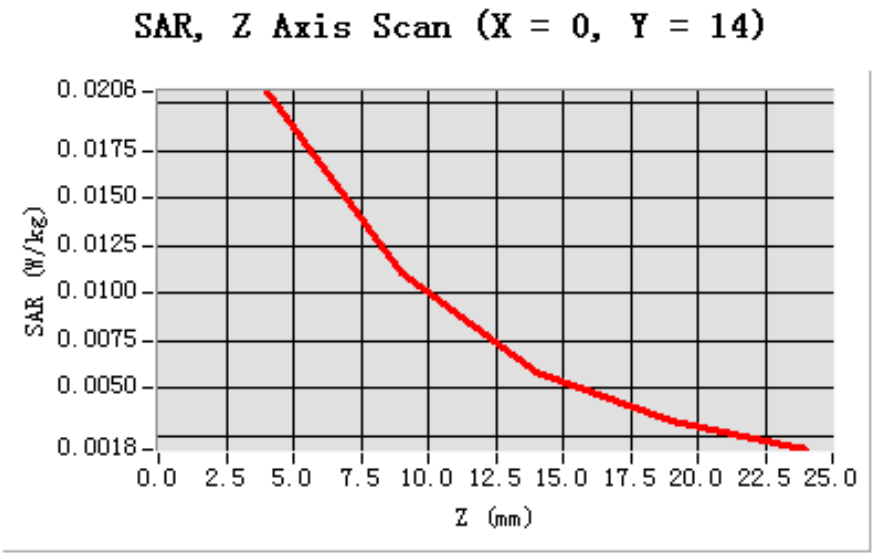

3D screen shot	Hot spot position
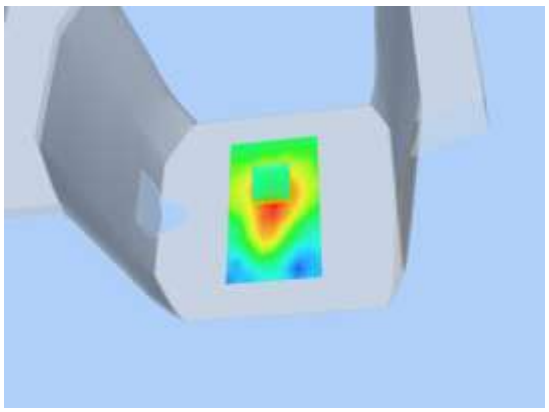	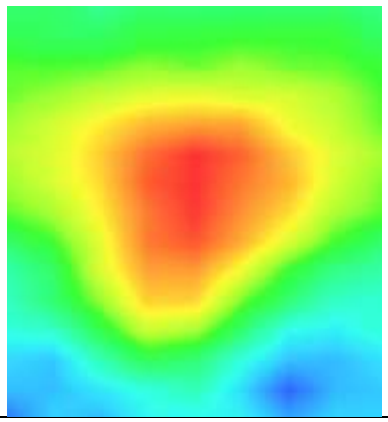

HOTSPOT MODE

Test Laboratory: AGC Lab **Date: Apr.11,2014**
Hotspot Mid-Touch-Left
DUT: 3G TABLET; Type: Zinq7 3G

Communication System: Wi-Fi; Communication System Band: Hotspot; Duty Cycle: 1:1; Conv.F=4.42;
Frequency: 2437 MHz; Medium parameters used: f = 2450 MHz; σ =1.85 mho/m; εr =40.07; ρ= 1000 kg/m³ ;
Phantom section: Left Section
Ambient temperature (℃): 21, Liquid temperature (℃): 21

SATIMO Configuration:
- Probe: EP159; Calibrated: 01/12/2014
- Sensor-Surface: 4mm (Mechanical Surface Detection)
- Phantom: Flat Phantom; Type: Elliptical Phantom
- Measurement SW: OpenSAR V4_02_01

Configuration/Hotspot Mid- Touch-Left/Area Scan (6x8x1): Measurement grid: dx=8mm, dy=8mm
Configuration/Hotspot Mid- Touch-Left/Zoom Scan (5x5x7)/Cube 0: Measurement grid: dx=8mm, dy=8mm, dz=5mm

Area Scan	sam_direct_droit2_surf8mm.txt
ZoomScan	5x5x7,dx=8mm dy=8mm dz=5mm,Very fast
Phantom	Left head
Device Position	Cheek
Band	2450MHz
Channels	Middle
Signal	TDMA (Crest factor: 8.0)

SURFACE SAR	VOLUME SAR
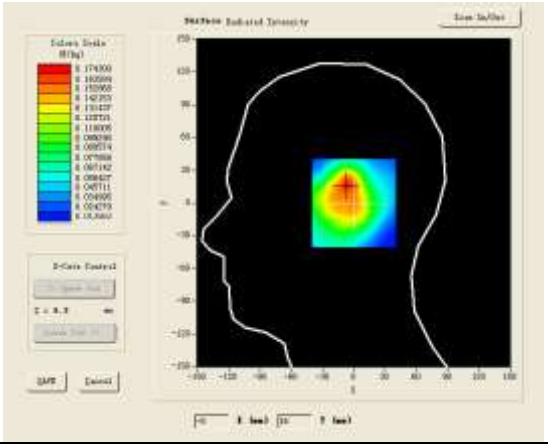	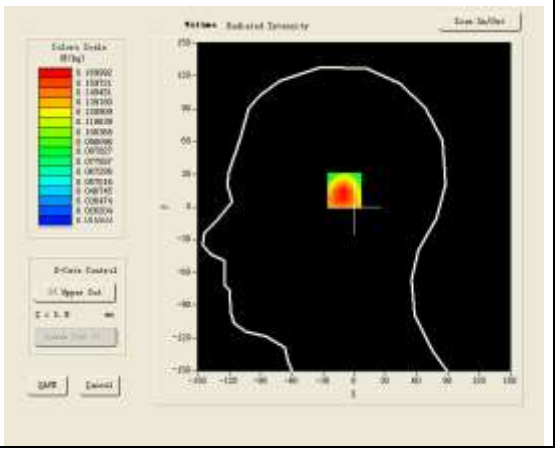

Maximum location: X=-7.00, Y=16.00

SAR 10g (W/Kg)	0.107248
SAR 1g (W/Kg)	0.164829

Z (mm)	0.00	4.00	9.00	14.00	19.00
SAR (W/Kg)	0.0000	0.1772	0.1248	0.0873	0.0647

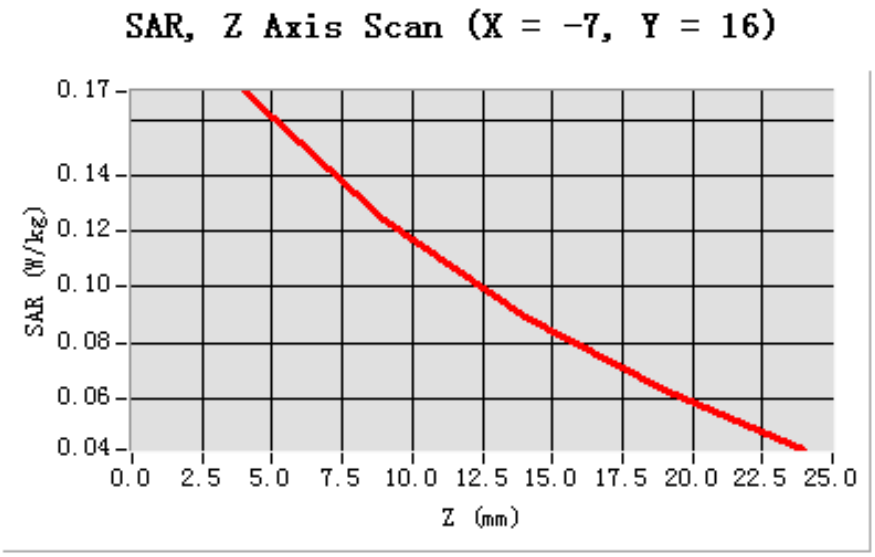

3D screen shot	Hot spot position
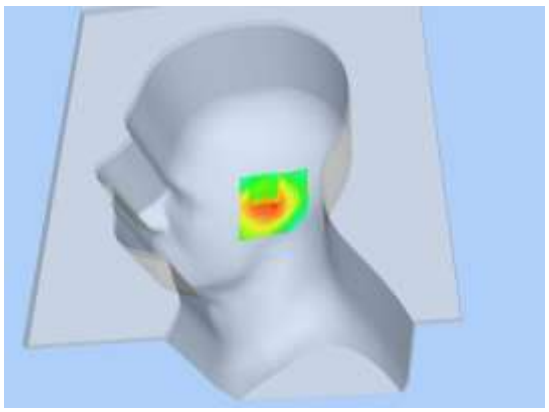	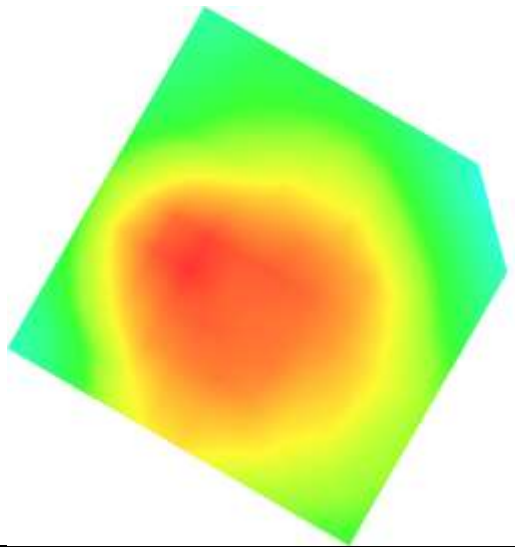

Test Laboratory: AGC Lab **Date: Apr.11,2014**
Hotspot Mid -Tilt-Left
DUT: 3G TABLET; Type: Zinq7 3G

Communication System: Wi-Fi; Communication System Band: Hotspot; Duty Cycle: 1:1; Conv.F=4.42;
Frequency: 2437 MHz; Medium parameters used: f = 2450 MHz; σ =1.85 mho/m; εr =40.07; ρ= 1000 kg/m³ ;
Phantom section: Left Section
Ambient temperature (℃): 21, Liquid temperature (℃): 21

SATIMO Configuration:
- Probe: EP159; Calibrated: 01/12/2014
- Sensor-Surface: 4mm (Mechanical Surface Detection)
- Phantom: Flat Phantom; Type: Elliptical Phantom
- Measurement SW: OpenSAR V4_02_01

Configuration/Hotspot Mid- Tilt-Left/Area Scan (6x8x1): Measurement grid: dx=8mm, dy=8mm
Configuration/Hotspot Mid- Tilt-Left/Zoom Scan (5x5x7)/Cube 0: Measurement grid: dx=8mm, dy=8mm,dz=5mm;

Area Scan	sam_direct_droit2_surf8mm.txt
ZoomScan	5x5x7,dx=8mm dy=8mm dz=5mm,Very fast
Phantom	Left head
Device Position	Tilt
Band	2450MHz
Channels	Middle
Signal	TDMA (Crest factor: 8.0)

SURFACE SAR	VOLUME SAR
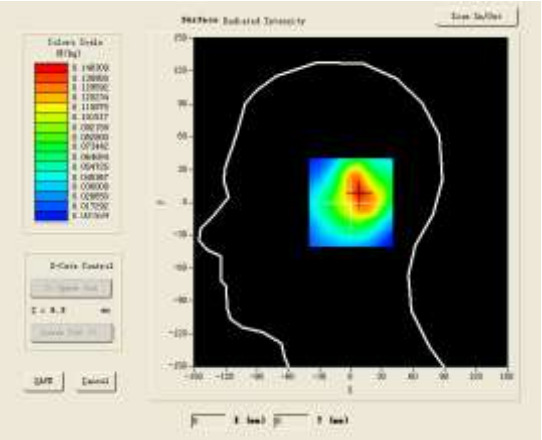	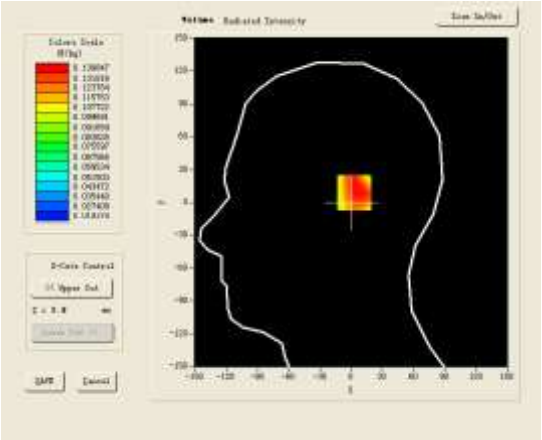

Maximum location: X=8.00, Y=9.00

SAR 10g (W/Kg)	0.094930
SAR 1g (W/Kg)	0.136138

Z (mm)	0.00	4.00	9.00	14.00	19.00
SAR (W/Kg)	0.0000	0.1327	0.1042	0.0759	0.0531

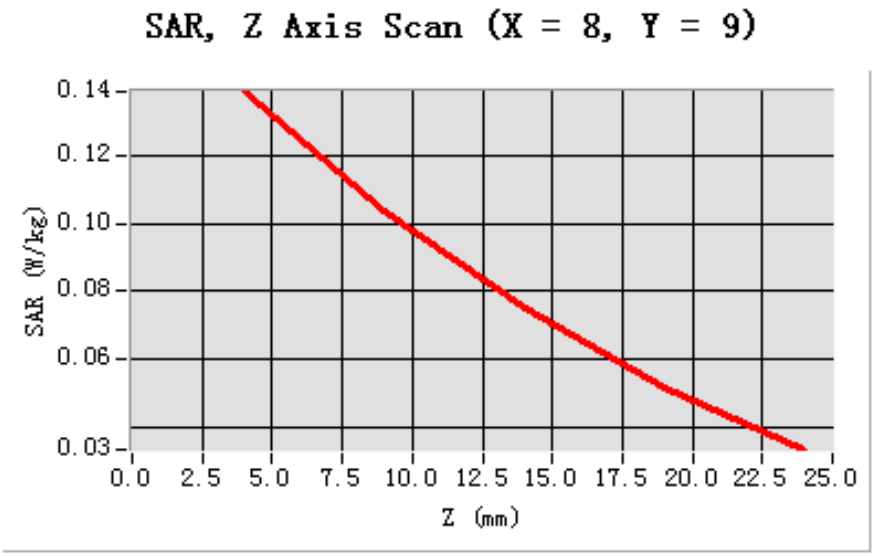

3D screen shot	Hot spot position
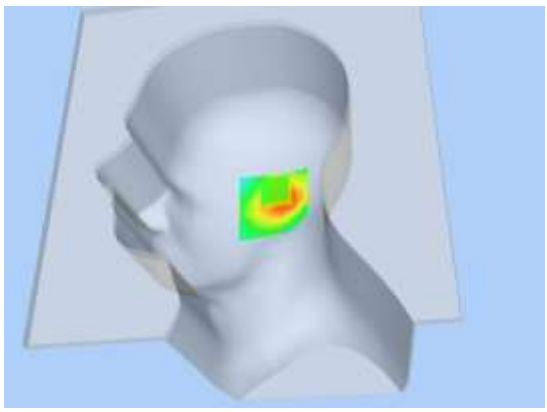	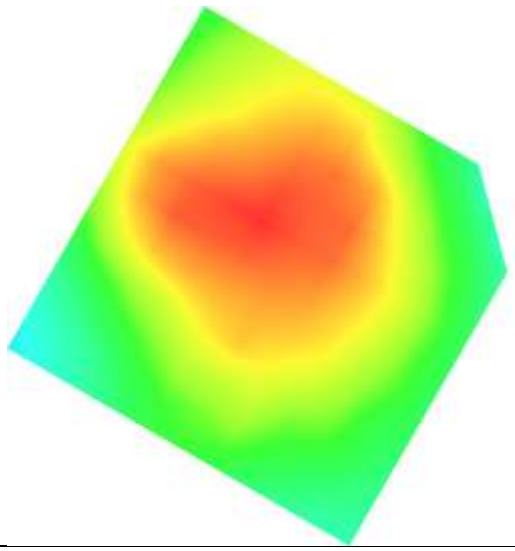

Test Laboratory: AGC Lab **Date: Apr.11,2014**
Hotspot Mid- Touch-Right
DUT: 3G TABLET; Type: Zinq7 3G

Communication System: Wi-Fi; Communication System Band: Hotspot; Duty Cycle: 1:1; Conv.F=4.42;
Frequency: 2437 MHz; Medium parameters used: f = 2450 MHz; σ =1.85 mho/m; εr =40.07; ρ= 1000 kg/m³ ;
Phantom section: Right Section
Ambient temperature (℃): 21, Liquid temperature (℃): 21

SATIMO Configuration:
- Probe: EP159; Calibrated: 01/12/2014
- Sensor-Surface: 4mm (Mechanical Surface Detection)
- Phantom: Flat Phantom; Type: Elliptical Phantom
- Measurement SW: OpenSAR V4_02_01

Configuration/Hotspot Mid- Touch-Right /Area Scan: Measurement grid: dx=8mm, dy=8mm
Configuration/Hotspot Mid- Touch-Right /Zoom Scan: Measurement grid: dx=8mm, dy=8mm, dz=5mm;

Area Scan	sam_direct_droit2_surf8mm.txt
ZoomScan	5x5x7,dx=8mm dy=8mm dz=5mm,Very fast
Phantom	Right head
Device Position	Cheek
Band	2450MHz
Channels	Middle
Signal	TDMA (Crest factor: 8.0)

SURFACE SAR	VOLUME SAR
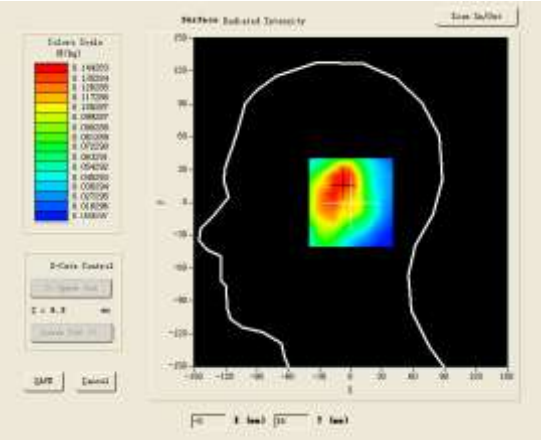	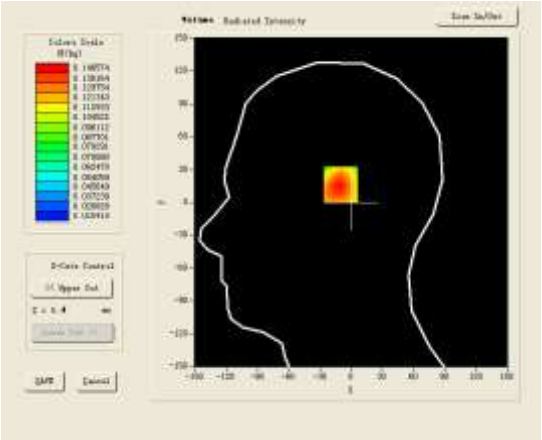

Maximum location: X=-8.00, Y=17.00

SAR 10g (W/Kg)	0.097240
SAR 1g (W/Kg)	0.145136

Z (mm)	0.00	4.00	9.00	14.00	19.00
SAR (W/Kg)	0.0000	0.1442	0.1038	0.0631	0.0503

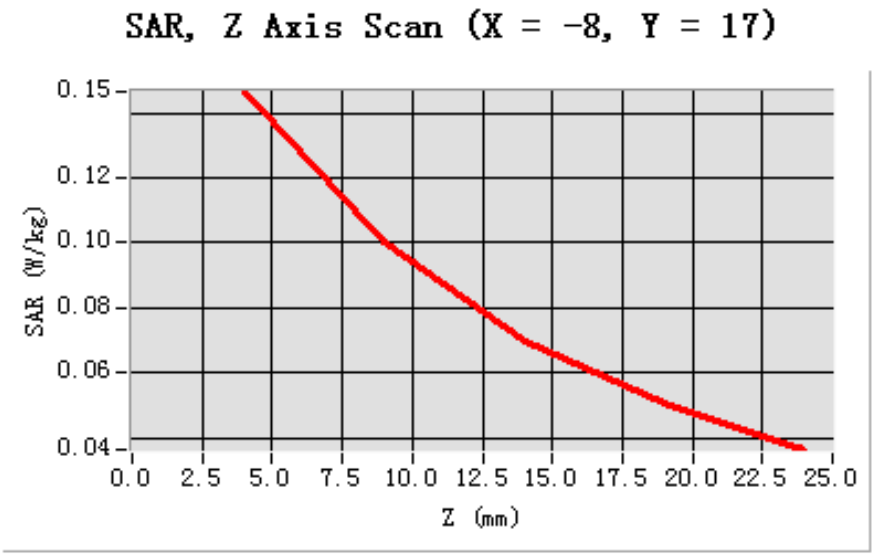

3D screen shot	Hot spot position
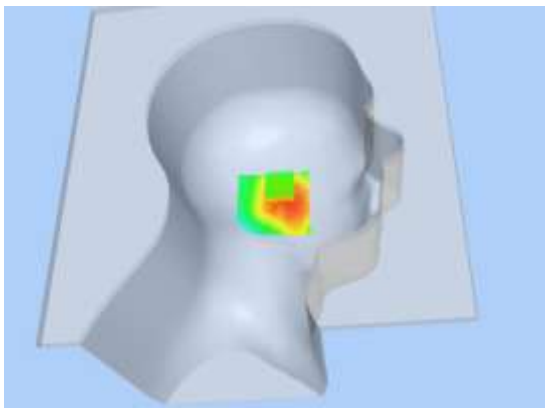	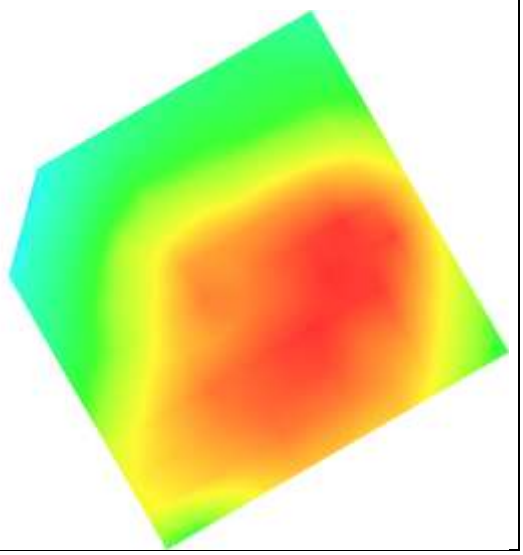

Test Laboratory: AGC Lab **Date: Apr.11,2014**
Hotspot Mid-Tilt-Right
DUT: 3G TABLET; Type: Zinq7 3G

Communication System: Wi-Fi; Communication System Band: Hotspot; Duty Cycle: 1:1; Conv.F=4.42;
Frequency: 2437 MHz; Medium parameters used: f = 2450 MHz; σ =1.85 mho/m; εr =40.07; ρ= 1000 kg/m³ ;
Phantom section: Right Section
Ambient temperature (℃): 21, Liquid temperature (℃): 21

SATIMO Configuration:
- Probe: EP159; Calibrated: 01/12/2014
- Sensor-Surface: 4mm (Mechanical Surface Detection)
- Phantom: Flat Phantom; Type: Elliptical Phantom
- Measurement SW: OpenSAR V4_02_01

Configuration/Hotspot Mid- Tilt-Right/Area Scan: Measurement grid: dx=8mm, dy=8mm
Configuration/Hotspot Mid- Tilt-Right/Zoom Scan: Measurement grid: dx=8mm, dy=8mm, dz=5mm;

Area Scan	sam_direct_droit2_surf8mm.txt
Zoom Scan	5x5x7,dx=8mm dy=8mm dz=5mm,Very fast
Phantom	Right head
Device Position	Tilt
Band	2450MHz
Channels	Middle
Signal	TDMA (Crest factor: 8.0)

SURFACE SAR	VOLUME SAR
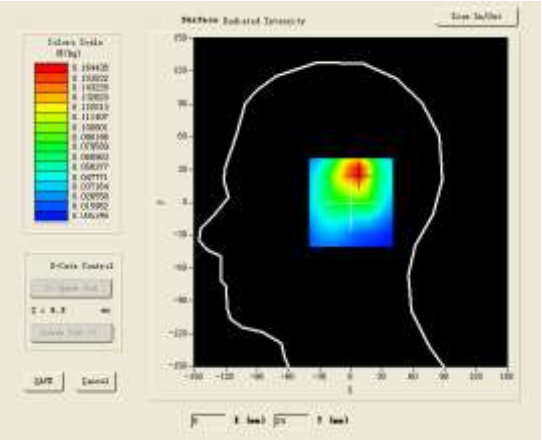	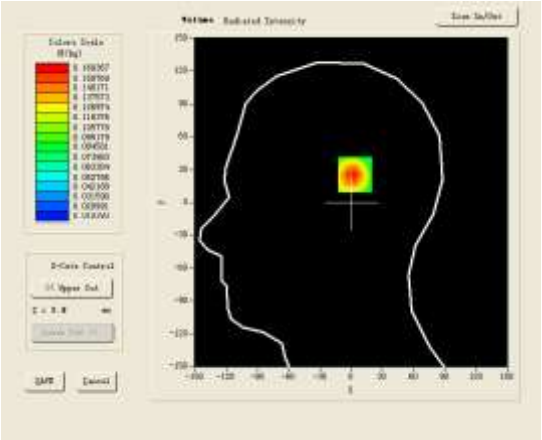

Maximum location: X=7.00, Y=27.00

SAR 10g (W/Kg)	0.096249
SAR 1g (W/Kg)	0.167240

Z (mm)	0.00	4.00	9.00	14.00	19.00
SAR (W/Kg)	0.0000	0.1652	0.1027	0.0693	0.0456

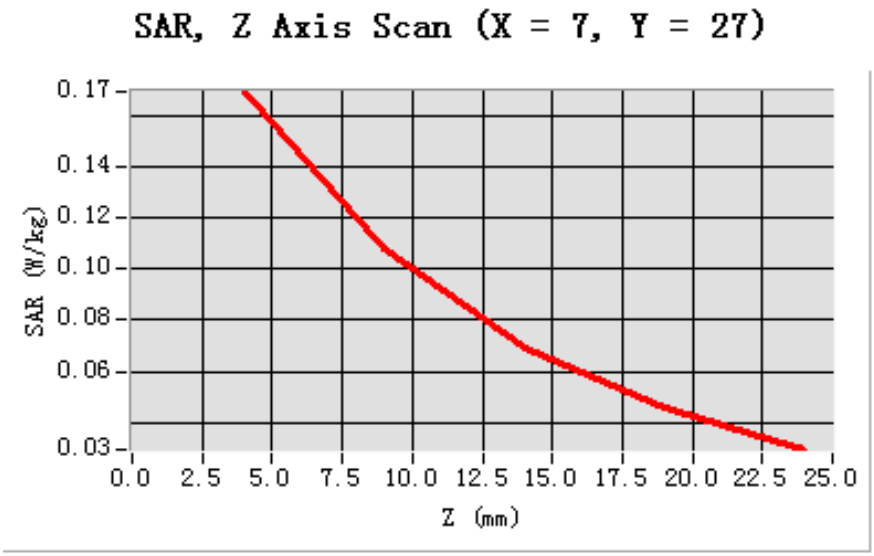

3D screen shot	Hot spot position
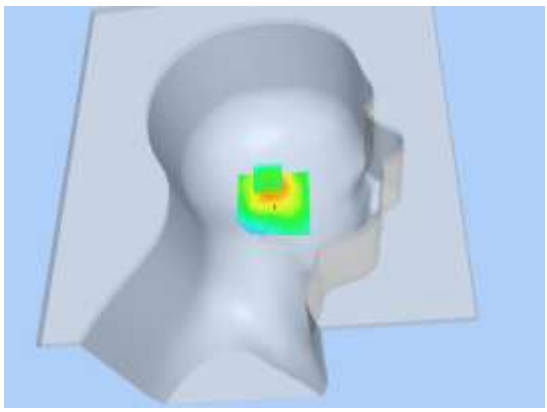	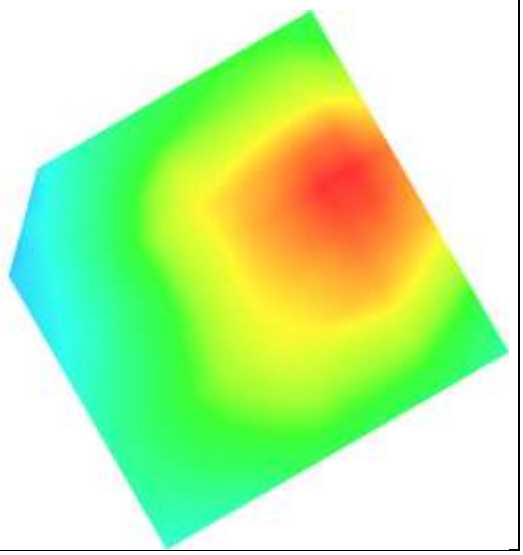

Test Laboratory: AGC Lab **Date: Apr.11,2014**
Hotspot Mid-Body-Worn- Back (DTS)
DUT: 3G TABLET; Type: Zinq7 3G

Communication System: Wi-Fi; Communication System Band: Hotspot; Duty Cycle: 1:1; Conv.F=4.31;
Frequency: 2437 MHz; Medium parameters used: f = 2450 MHz; σ=1.90 mho/m; εr =53.30; ρ= 1000 kg/m³ ;
Phantom section: Flat Section
Ambient temperature (℃):21, Liquid temperature (℃):21

SATIMO Configuration:
- Probe: EP159; Calibrated: 01/12/2014
- Sensor-Surface: 4mm (Mechanical Surface Detection)
- Phantom: Flat Phantom; Type: Elliptical Phantom
- Measurement SW: OpenSAR V4_02_01

Configuration/Hotspot Mid- Body- Back /Area Scan (6x8x1): Measurement grid: dx=8mm, dy=8mm
Configuration/Hotspot Mid- Body- Back /Zoom Scan (5x5x7)/Cube 0: Measurement grid: dx=8mm, dy=8mm, dz=5mm;

Area Scan	surf_sam_plan.txt
ZoomScan	5x5x7,dx=8mm dy=8mm dz=5mm,Very fast
Phantom	Validation plane
Device Position	Body Back
Band	2450MHz
Channels	Middle
Signal	TDMA (Crest factor: 8.0)

SURFACE SAR	VOLUME SAR
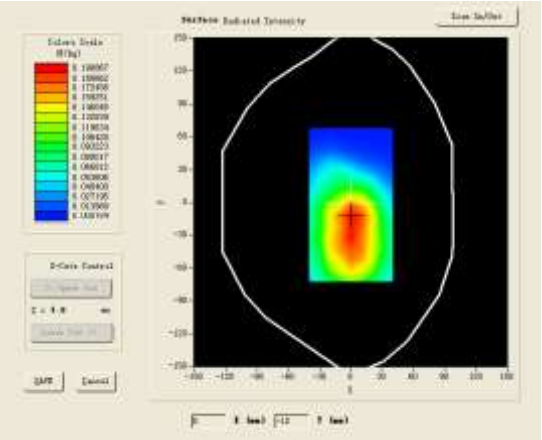	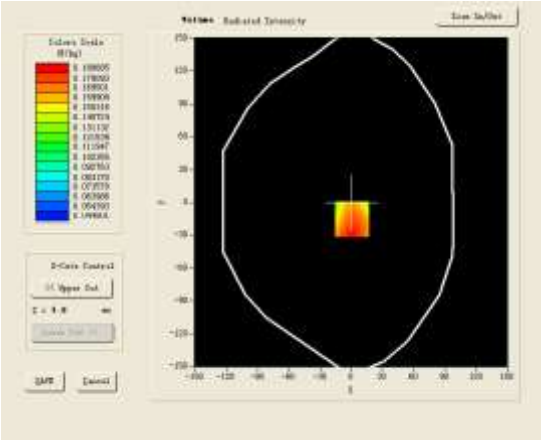

Maximum location: X=1.00, Y=-15.00

SAR 10g (W/Kg)	0.1372724
SAR 1g (W/Kg)	0.175288

Z (mm)	0.00	4.00	9.00	14.00	19.00
SAR (W/Kg)	0.0000	0.1725	0.1441	0.1139	0.0903

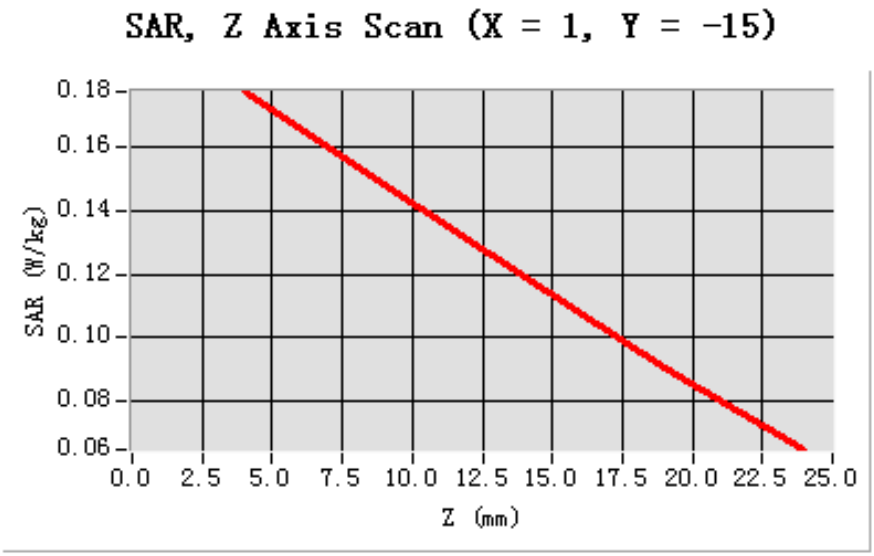

3D screen shot	Hot spot position
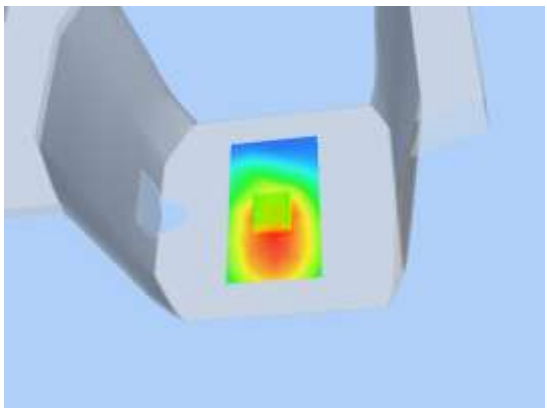	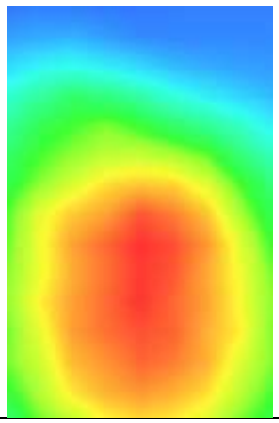

Test Laboratory: AGC Lab **Date: Apr.11,2014**
Hotspot Mid-Body -Front (DTS)
DUT: 3G TABLET; Type: Zinq7 3G

Communication System: Wi-Fi; Communication System Band: Hotspot; Duty Cycle: 1:1; Conv.F=4.31;
Frequency: 2437 MHz; Medium parameters used: f = 2450 MHz; σ=1.90 mho/m; εr =53.30; ρ= 1000 kg/m³ ;
Phantom section: Flat Section
Ambient temperature (℃):21, Liquid temperature (℃):21

SATIMO Configuration:
- Probe: EP159; Calibrated: 01/12/2014
- Sensor-Surface: 4mm (Mechanical Surface Detection)
- Phantom: Flat Phantom; Type: Elliptical Phantom
- Measurement SW: OpenSAR V4_02_01

Configuration/Hotspot Mid-Body- Front /Area Scan: Measurement grid: dx=8mm, dy=8mm
Configuration/Hotspot Mid-Body- Front /Zoom Scan: Measurement grid: dx=8mm, dy=8mm, dz=5mm;

Area Scan	surf_sam_plan.txt
ZoomScan	5x5x7,dx=8mm dy=8mm dz=5mm,Very fast
Phantom	Validation plane
Device Position	Body Front
Band	2450MHz
Channels	Middle
Signal	TDMA (Crest factor: 8.0)

SURFACE SAR	VOLUME SAR
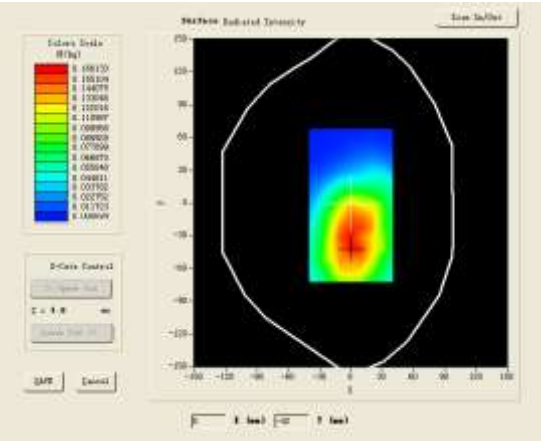	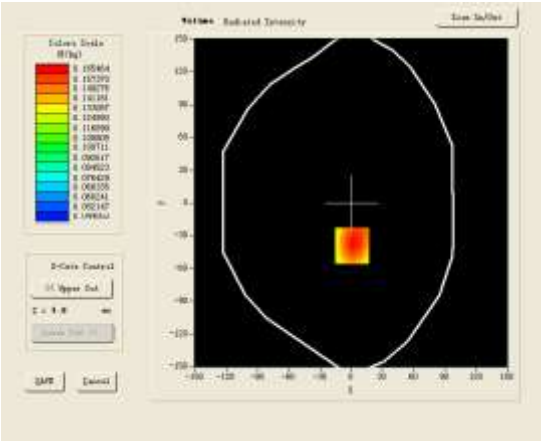

Maximum location: X=1.00, Y=-39.00

SAR 10g (W/Kg)	0.117248
SAR 1g (W/Kg)	0.169460

Z (mm)	0.00	4.00	9.00	14.00	19.00
SAR (W/Kg)	0.0000	0.1642	0.1248	0.0941	0.0766

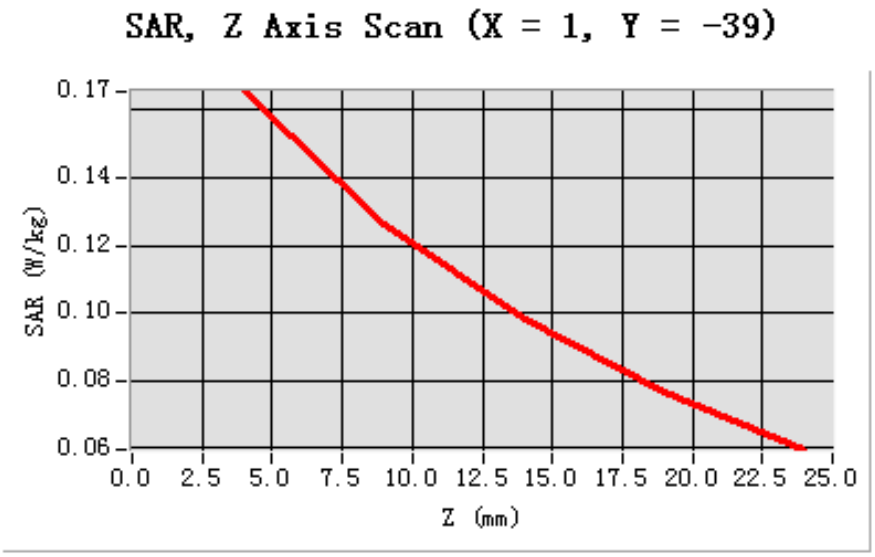

3D screen shot	Hot spot position
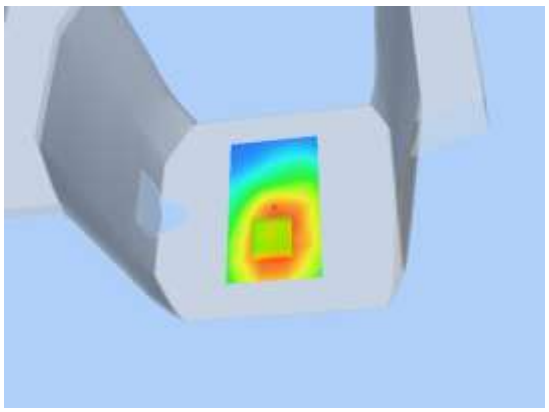	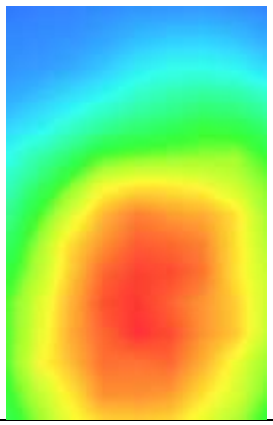

Test Laboratory: AGC Lab **Date: Apr.11,2014**
Hotspot Mid-Horizontal near antenna (DTS)
DUT: 3G TABLET; Type: Zinq7 3G

Communication System: Wi-Fi; Communication System Band: Hotspot; Duty Cycle: 1:1; Conv.F=4.31;
Frequency: 2437 MHz; Medium parameters used: f = 2450 MHz; σ=1.90 mho/m; εr =53.30; ρ= 1000 kg/m³ ;
Phantom section: Flat Section
Ambient temperature (℃):21, Liquid temperature (℃):21

SATIMO Configuration:
- Probe: EP159; Calibrated: 01/12/2014
- Sensor-Surface: 4mm (Mechanical Surface Detection)
- Phantom: Flat Phantom; Type: Elliptical Phantom
- Measurement SW: OpenSAR V4_02_01

Configuration/Hotspot Mid-Horizontal near antenna /Area Scan: Measurement grid: dx=8mm, dy=8mm
Configuration/Hotspot Mid-Horizontal near antenna /Zoom Scan: Measurement grid: dx=8mm, dy=8mm, dz=5mm;

Area Scan	surf_sam_plan.txt
ZoomScan	5x5x7,dx=8mm dy=8mm dz=5mm,Very fast
Phantom	Validation plane
Device Position	Horizontal
Band	2450MHz
Channels	Middle
Signal	TDMA (Crest factor: 8.0)

SURFACE SAR	VOLUME SAR
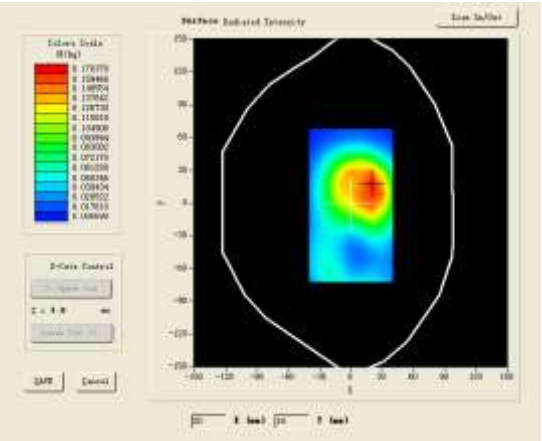	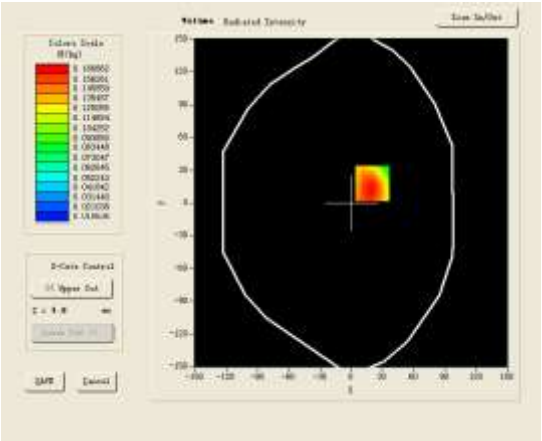

Maximum location: X=20.00, Y=18.00

SAR 10g (W/Kg)	0.098325
SAR 1g (W/Kg)	0.166137

Z (mm)	0.00	4.00	9.00	14.00	19.00
SAR (W/Kg)	0.0000	0.1628	0.1042	0.0667	0.0422

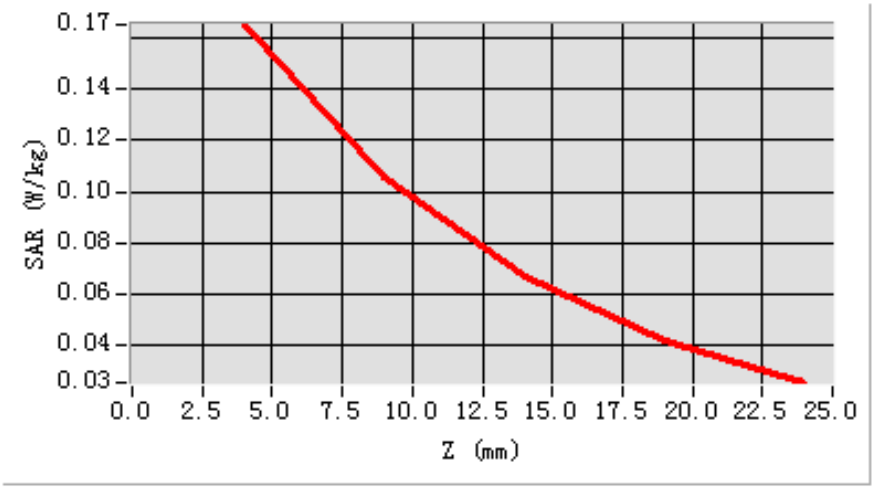

3D screen shot	Hot spot position
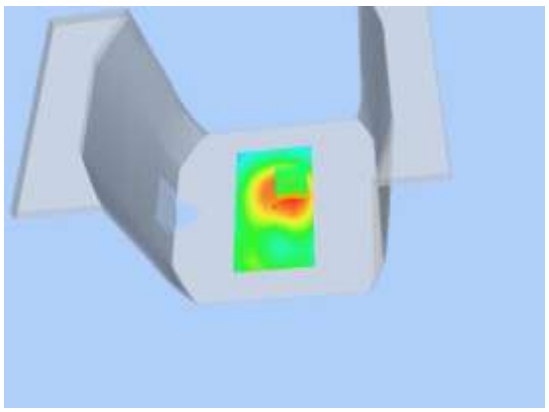	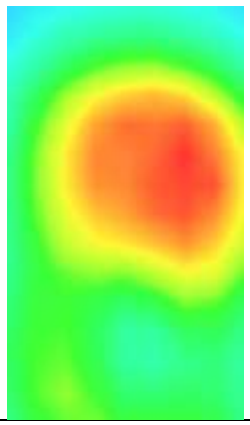

Test Laboratory: AGC Lab **Date: Apr.11,2014**
Hotspot Mid-Horizontal away from antenna (DTS)
DUT: 3G TABLET; Type: Zinq7 3G

Communication System: Wi-Fi; Communication System Band: Hotspot; Duty Cycle: 1:1; Conv.F=4.31;
Frequency: 2437 MHz; Medium parameters used: f = 2450 MHz; σ=1.90 mho/m; εr =53.30; ρ= 1000 kg/m³ ;
Phantom section: Flat Section
Ambient temperature (℃):21, Liquid temperature (℃):21

SATIMO Configuration:
- Probe: EP159; Calibrated: 01/12/2014
- Sensor-Surface: 4mm (Mechanical Surface Detection)
- Phantom: Flat Phantom; Type: Elliptical Phantom
- Measurement SW: OpenSAR V4_02_01

Configuration/Hotspot Mid-Horizontal away from antenna /Area Scan: Measurement grid: dx=8mm, dy=8mm
Configuration/Hotspot Mid-Horizontal away from antenna /Zoom Scan: Measurement grid: dx=8mm, dy=8mm, dz=5mm;

Area Scan	surf_sam_plan.txt
ZoomScan	5x5x7,dx=8mm dy=8mm dz=5mm,Very fast
Phantom	Validation plane
Device Position	Horizontal
Band	2450MHz
Channels	Middle
Signal	TDMA (Crest factor: 8.0)

SURFACE SAR	VOLUME SAR
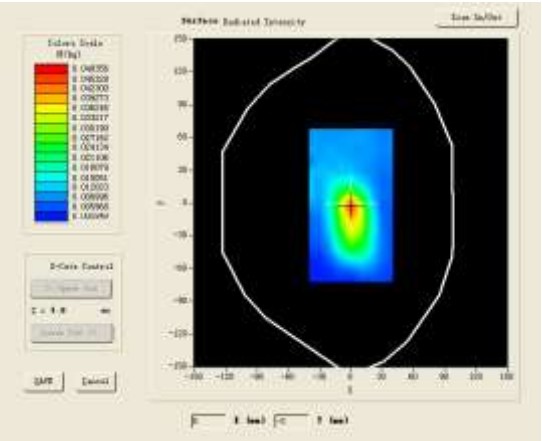	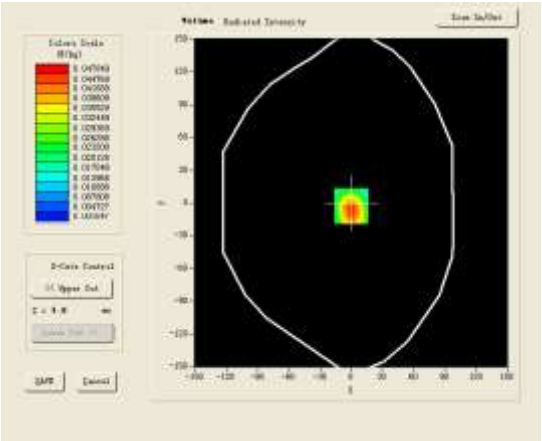

Maximum location: X=0.00, Y=-3.00

SAR 10g (W/Kg)	0.029460
SAR 1g (W/Kg)	0.045137

Z (mm)	0.00	4.00	9.00	14.00	19.00
SAR (W/Kg)	0.0000	0.0439	0.0241	0.0163	0.0102

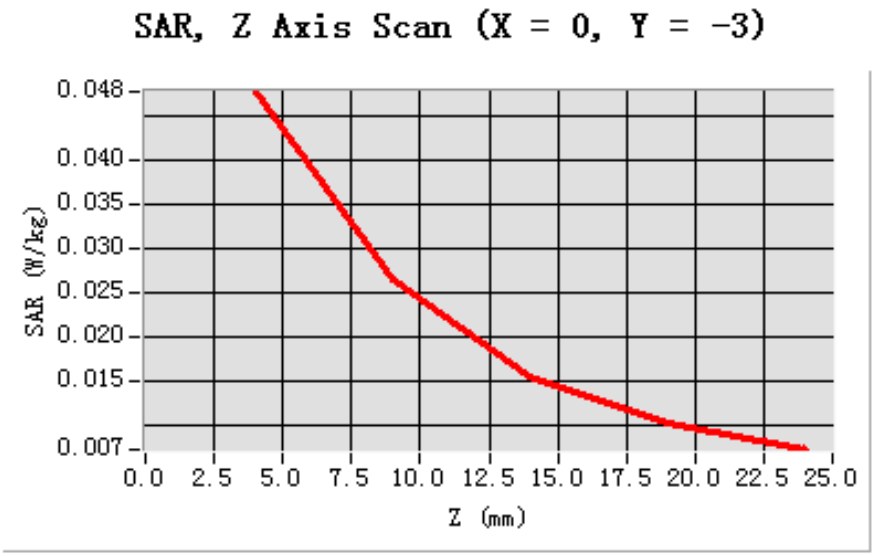

3D screen shot	Hot spot position
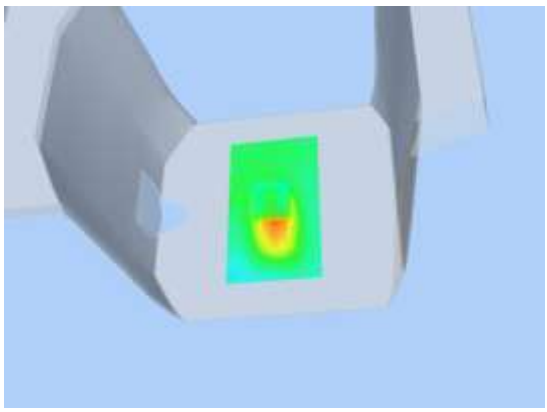	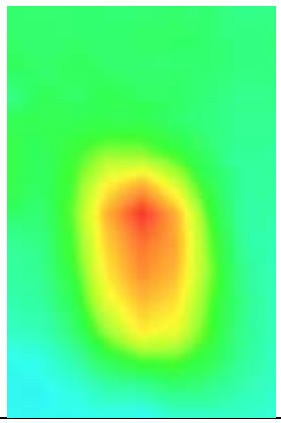

Test Laboratory: AGC Lab **Date: Apr.11,2014**
Hotspot Mid-Vertical near antenna (DTS)
DUT: 3G TABLET; Type: Zinq7 3G

Communication System: Wi-Fi; Communication System Band: Hotspot; Duty Cycle: 1:1; Conv.F=4.31;
Frequency: 2437 MHz; Medium parameters used: f = 2450 MHz; σ=1.90 mho/m; εr =53.30; ρ= 1000 kg/m³ ;
Phantom section: Flat Section
Ambient temperature (℃):21, Liquid temperature (℃):21

SATIMO Configuration:
- Probe: EP159; Calibrated: 01/12/2014
- Sensor-Surface: 4mm (Mechanical Surface Detection)
- Phantom: Flat Phantom; Type: Elliptical Phantom
- Measurement SW: OpenSAR V4_02_01

Configuration/Hotspot Mid-Vertical near antenna /Area Scan: Measurement grid: dx=8mm, dy=8mm
Configuration/Hotspot Mid-Vertical near antenna /Zoom Scan: Measurement grid: dx=8mm, dy=8mm, dz=5mm;

Area Scan	surf_sam_plan.txt
ZoomScan	5x5x7,dx=8mm dy=8mm dz=5mm,Very fast
Phantom	Validation plane
Device Position	Vertical
Band	2450MHz
Channels	Middle
Signal	TDMA (Crest factor: 8.0)

SURFACE SAR	VOLUME SAR
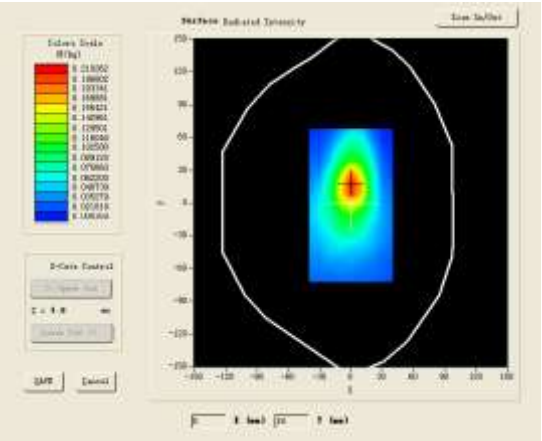	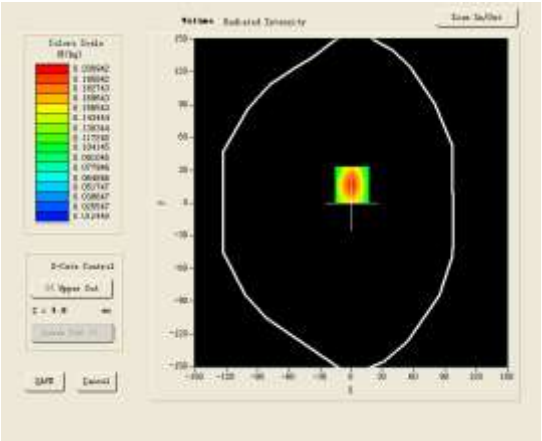

Maximum location: X=1.00, Y=17.00

SAR 10g (W/Kg)	0.106531
SAR 1g (W/Kg)	0.199350

Z (mm)	0.00	4.00	9.00	14.00	19.00
SAR (W/Kg)	0.0000	0.2036	0.1141	0.0714	0.0473

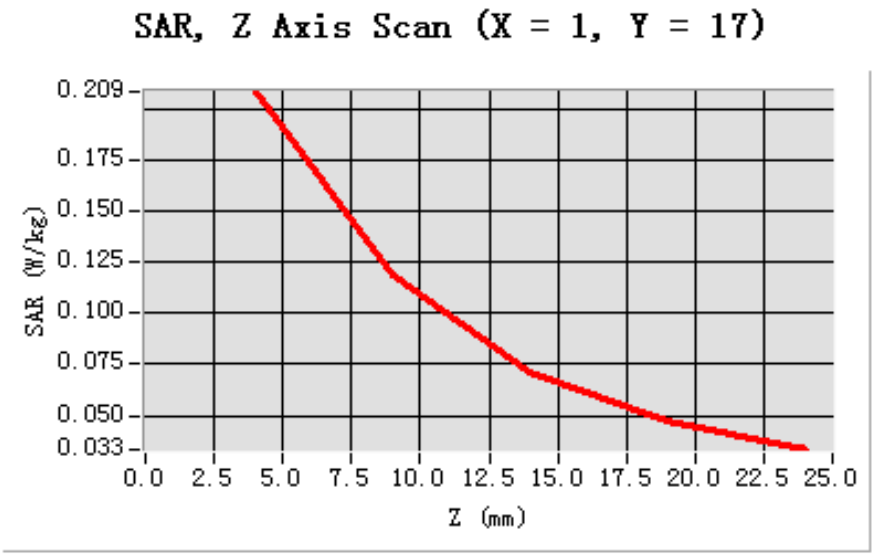

3D screen shot	Hot spot position
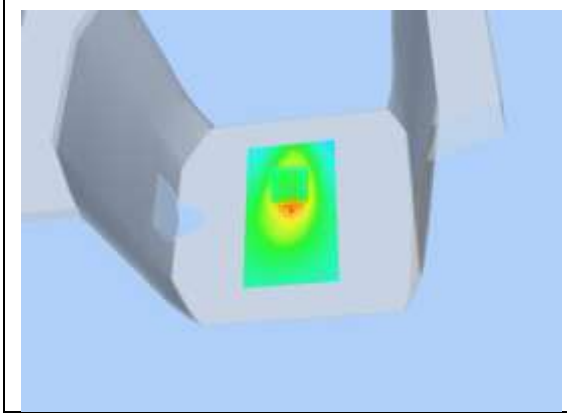	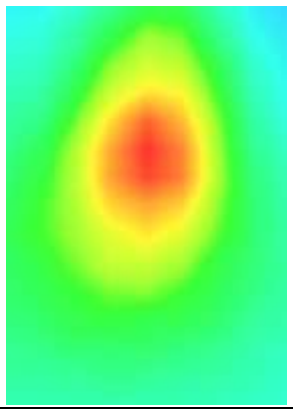

Test Laboratory: AGC Lab **Date: Apr.11,2014**
Hotspot Mid-Vertical away from antenna (DTS)
DUT: 3G TABLET; Type: Zinq7 3G

Communication System: Wi-Fi; Communication System Band: Hotspot; Duty Cycle: 1:1; Conv.F=4.31;
Frequency: 2437 MHz; Medium parameters used: f = 2450 MHz; σ=1.90 mho/m; εr =53.30; ρ= 1000 kg/m³ ;
Phantom section: Flat Section
Ambient temperature (℃):21, Liquid temperature (℃):21

SATIMO Configuration:
- Probe: EP159; Calibrated: 01/12/2014
- Sensor-Surface: 4mm (Mechanical Surface Detection)
- Phantom: Flat Phantom; Type: Elliptical Phantom
- Measurement SW: OpenSAR V4_02_01

Configuration/Hotspot Mid-Vertical away from antenna /Area Scan: Measurement grid: dx=8mm, dy=8mm
Configuration/Hotspot Mid-Vertical away from antenna /Zoom Scan: Measurement grid: dx=8mm, dy=8mm, dz=5mm;

Area Scan	surf_sam_plan.txt
ZoomScan	5x5x7,dx=8mm dy=8mm dz=5mm,Very fast
Phantom	Validation plane
Device Position	Vertical
Band	2450MHz
Channels	Middle
Signal	TDMA (Crest factor: 8.0)

SURFACE SAR	VOLUME SAR
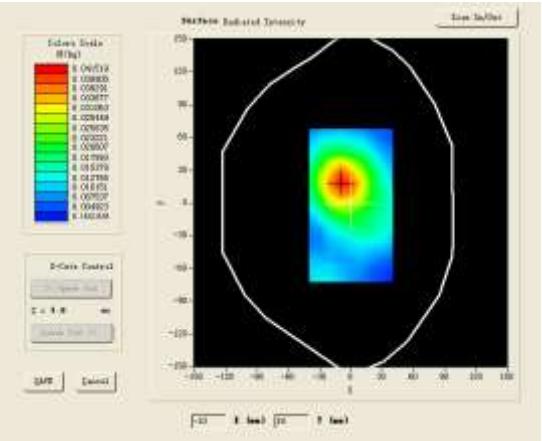	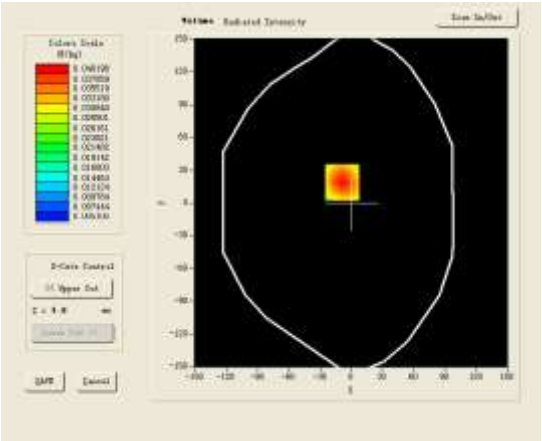

Maximum location: X=-9.00, Y=19.00

SAR 10g (W/Kg)	0.021673
SAR 1g (W/Kg)	0.049739

Z (mm)	0.00	4.00	9.00	14.00	19.00
SAR (W/Kg)	0.0000	0.0436	0.0252	0.0128	0.0119

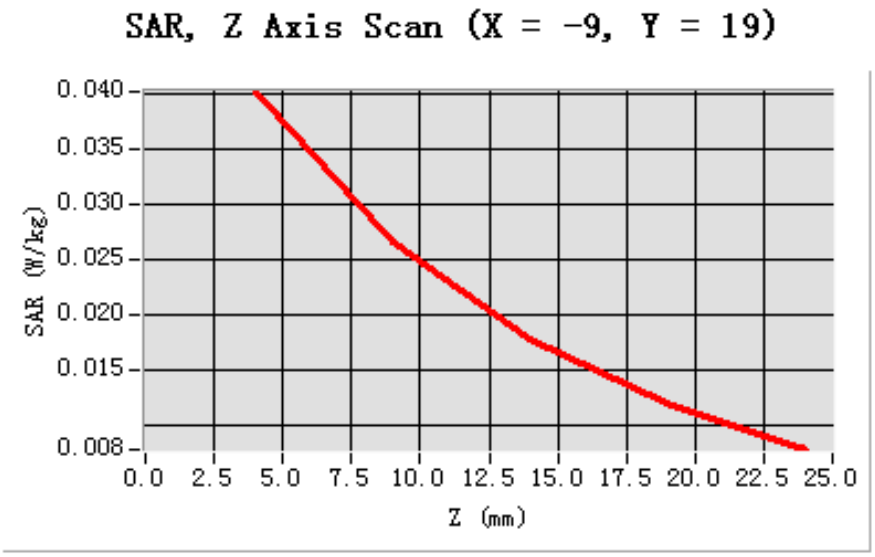
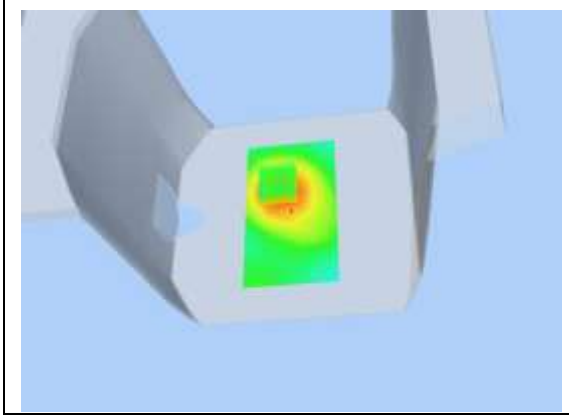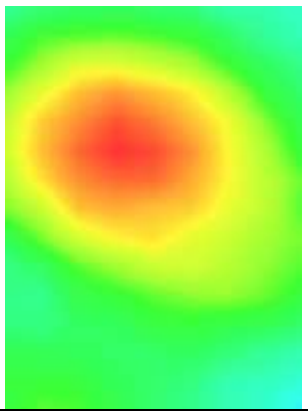
3D screen shot	Hot spot position