Test setup photographs

Photograph 1 Radiated emission measurements test setup with loop antenna, 9 kHz – 30 MHz frequency range, anechoic chamber method



Photograph 2 Radiated emission measurements test setup with biconilog antenna, 30 MHz – 1000 MHz frequency range, anechoic chamber method



Photograph 3 Radiated emission measurements test setup with biconilog antenna, 30 MHz – 1000 MHz frequency range, anechoic chamber method



Photograph 4 Radiated emission measurements test setup with biconilog antenna, 30 MHz – 1000 MHz frequency range, anechoic chamber method

Photograph 5 Radiated emission measurements test setup with biconilog antenna, 30 MHz – 1000 MHz frequency range, anechoic chamber method



Photograph 6 Radiated emission measurements test setup with biconilog antenna, 30 MHz – 1000 MHz frequency range, anechoic chamber method



Photograph 7 Radiated emission measurements test setup with double ridge guide antenna, 30 MHz – 1000 MHz frequency range, anechoic chamber method



Photograph 8 Radiated emission measurements test setup with double ridge guide antenna, 1 GHz – 5 GHz frequency range, anechoic chamber method



Photograph 9 Radiated emission measurements test setup with double ridge guide antenna, 5 GHz – 10 GHz frequency range, OATS method



Photograph 10 Radiated emission measurements test setup with double ridge guide antenna, 5 GHz – 10 GHz frequency range, OATS method

Photograph 11 Conducted emission measurements test setup



Photograph 12 Frequency tolerance test setup



Photograph 13 Frequency tolerance test setup