Data Sheet

CUSTOMER: Wistron

CUSTOMER P/N : 025.9028F.0001

MODEL NAME: Coily

AWAN P/N: AVP6Y-100000

B2-F, No. 207-1, Sec.3, Beixin Rd., Xindian Dist., New Taipei City 231, Taiwan, R.O.C
TEL：886-2-8913-1939
FAX：886-2-8913-2538
http://www.awan-ant.com

1.Specification

Antenna Physical Type	PCB Antenna	
Antenna Radiation Type	PIFA	
Connector Type	I-PEX Connector for 1.13 cable	
Cable Type	OD 1.13 RF Cable	
Impedance	50Ω	
Polarization	Linear	
Frequency	2.40～2.50 GHz	
	5.15～5.85 GHz	
VSWR	2.40～2.50 GHz	2.0 Max
	5.15～5.85 GHz	
Peak gain(dBi)	2.40～2.50 GHz	2.08 dBi(Max)
	5.150 GHz～5.250 GHz	3.44 dBi(Max)
	5.250 GHz～5.350 GHz	3.44 dBi(Max)
	5.470 GHz～5.725 GHz	3.10 dBi(Max)
	5.725 GHz～5.850 GHz	2.41 dBi(Max)
Cable length	150 mm,　Black	

2.Drawing

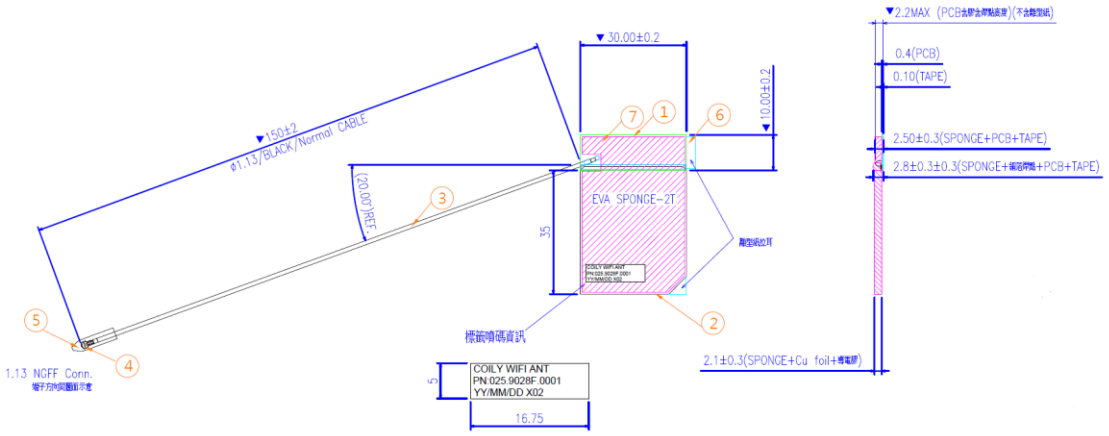

4. Setup photo

please see another confidential document

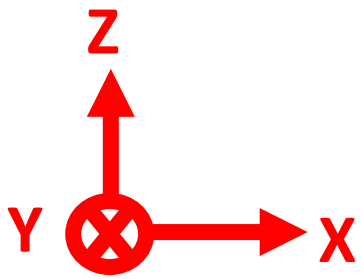

5. Antenna Characteristics

5.1. VSWR

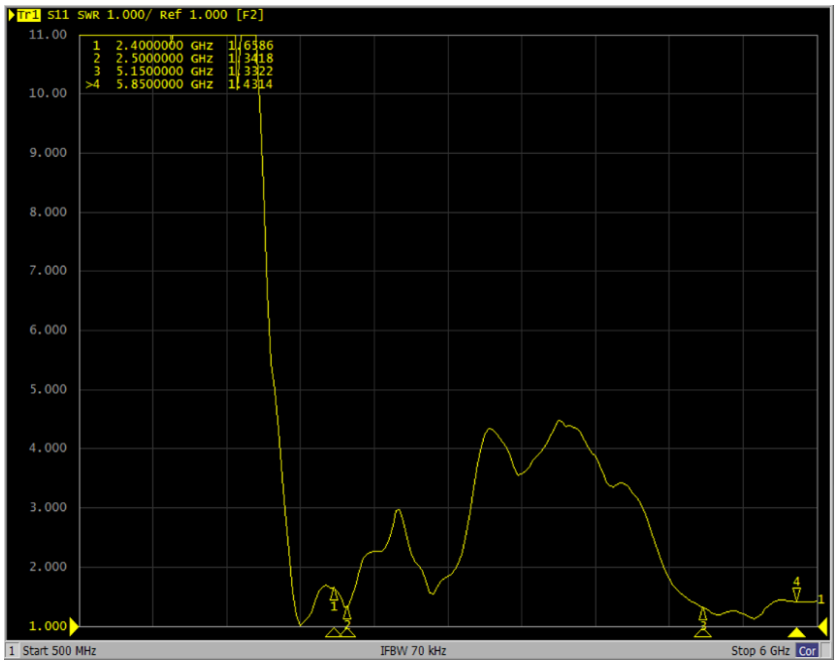

5.2. Average Gain

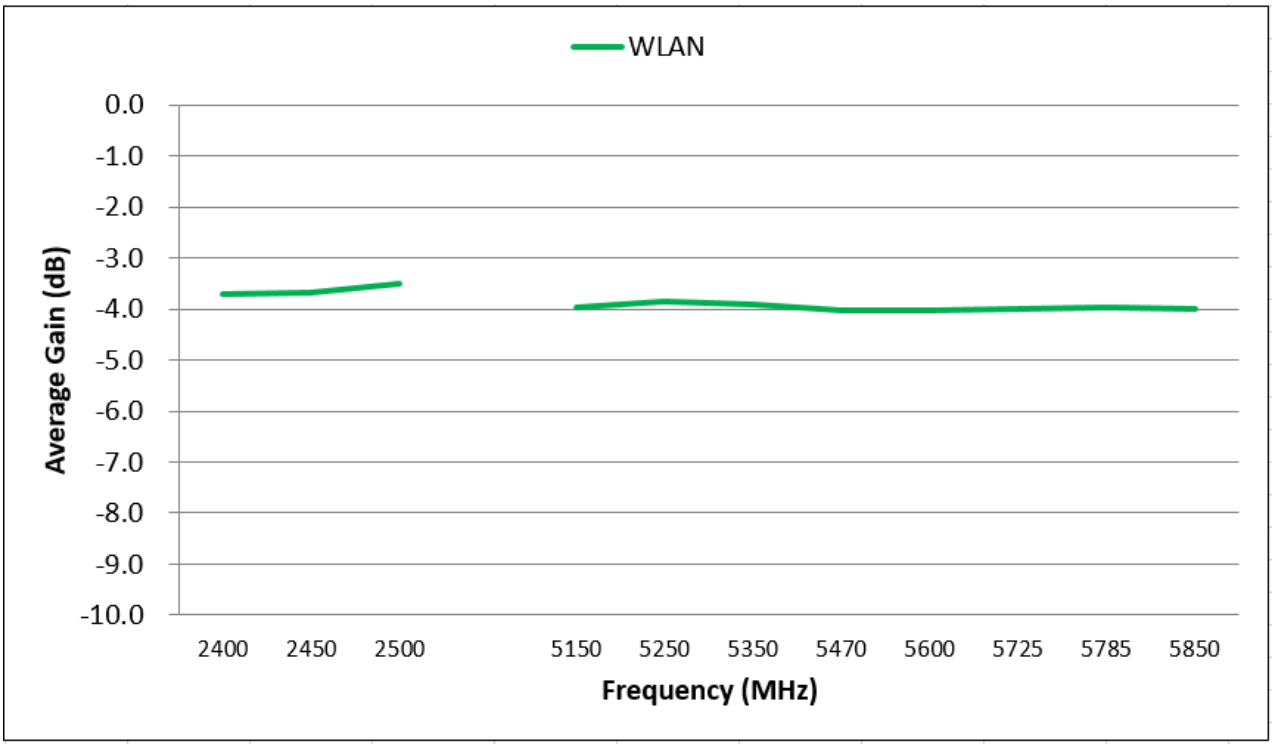

5.3. Peak Gain

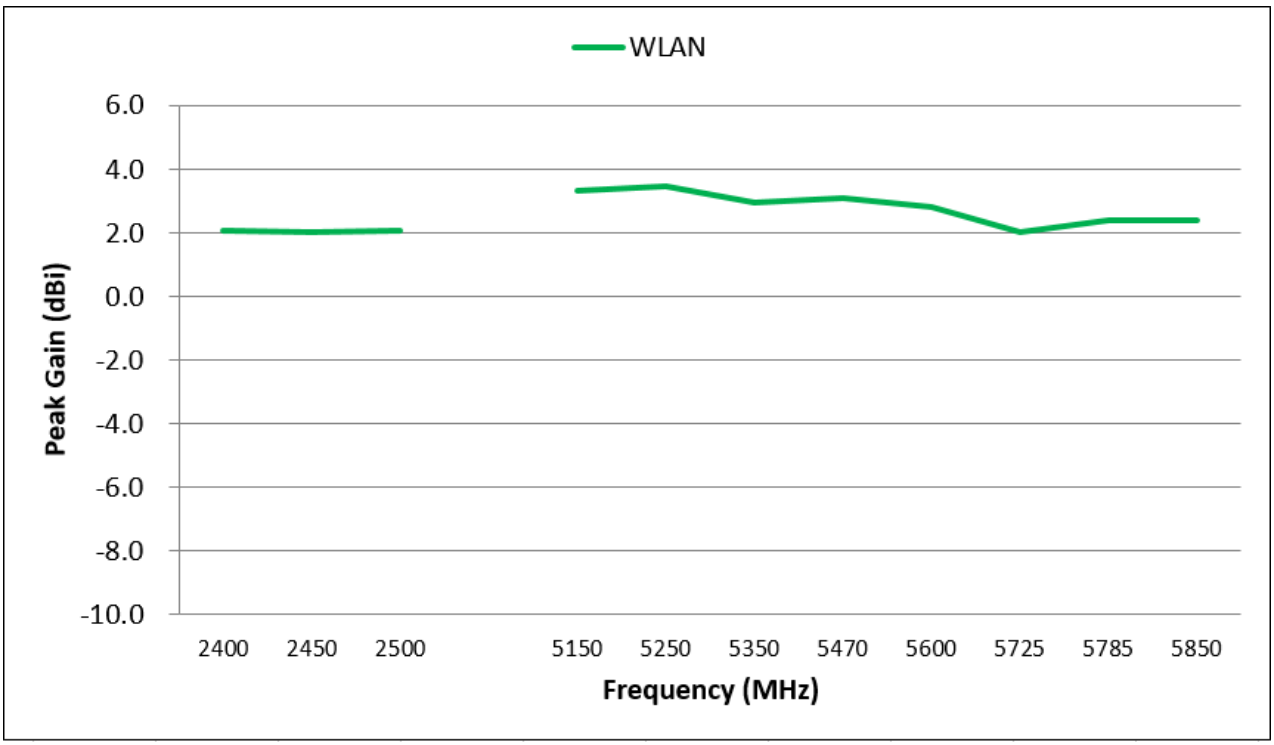

5.4. Peak Gain and Efficiency

Frequency(MHz)	Peak Gain(dBi)	Efficiency(dB)	Efficiency(%)
2400	2.08	-3.70	42.66
2450	2.00	-3.67	42.95
2500	2.07	-3.51	44.57
5150	3.30	-3.96	40.18
5250	3.44	-3.86	41.11
5350	2.94	-3.92	40.55
5470	3.10	-4.03	39.54
5600	2.80	-4.03	39.54
5725	2.04	-3.99	39.90
5785	2.41	-3.97	40.09
5850	2.41	-4.00	39.81

6. Antenna Radiation Patterns

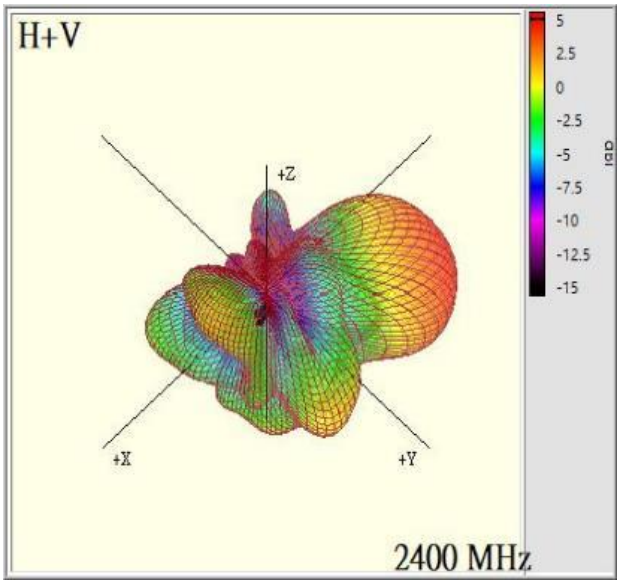

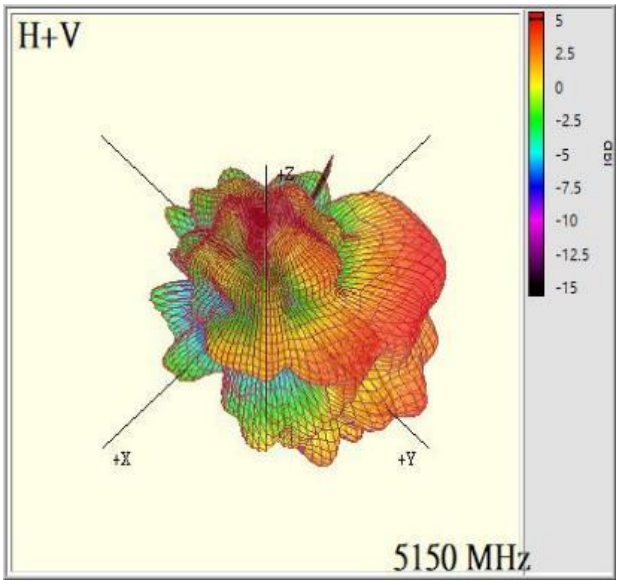

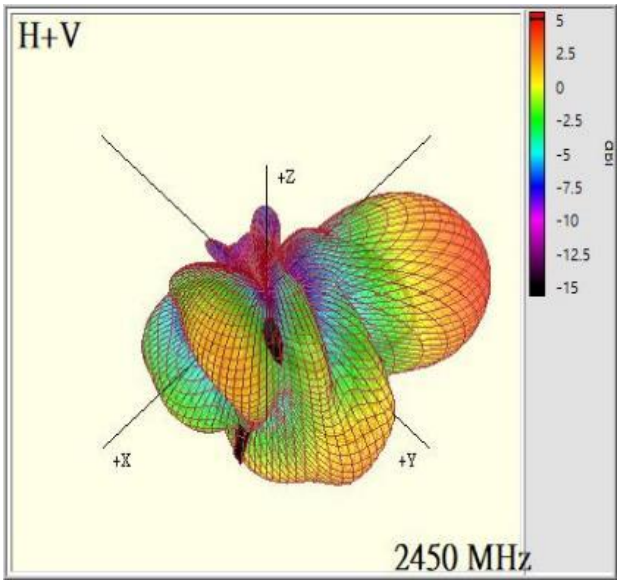

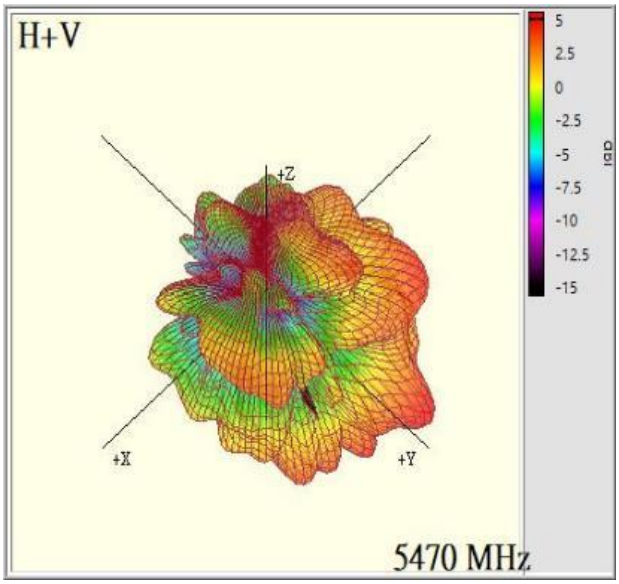

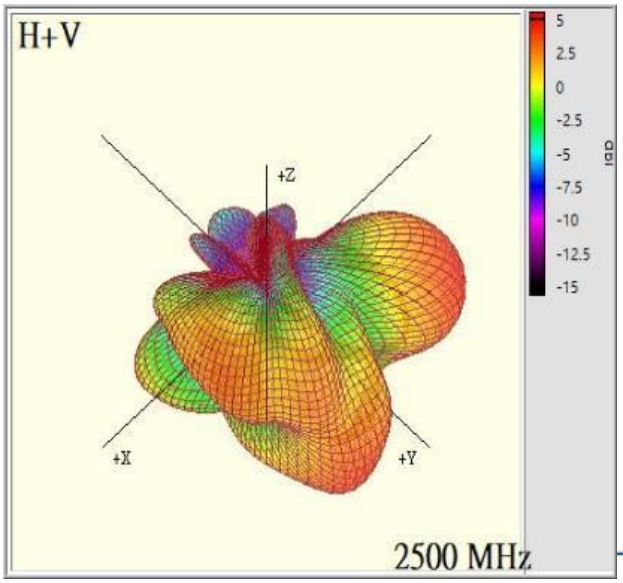

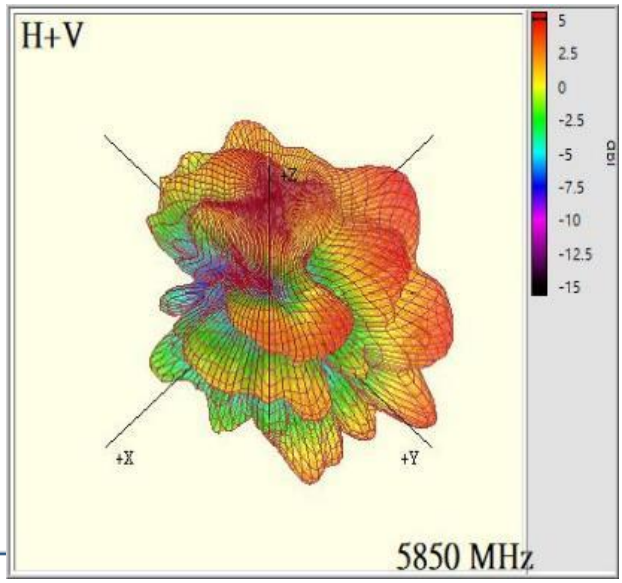

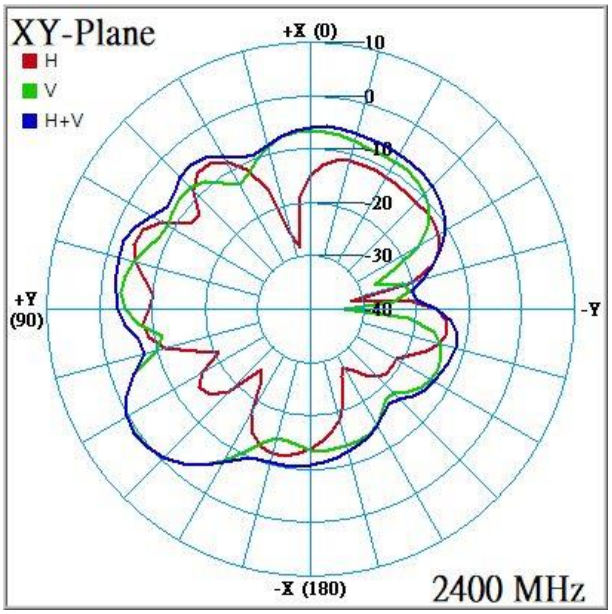
XY-Plane
H
V
H+V
+X (0)
10
0
-10
-20
-30
-40
+Y (90)
-Y
-X (180)
2400 MHz

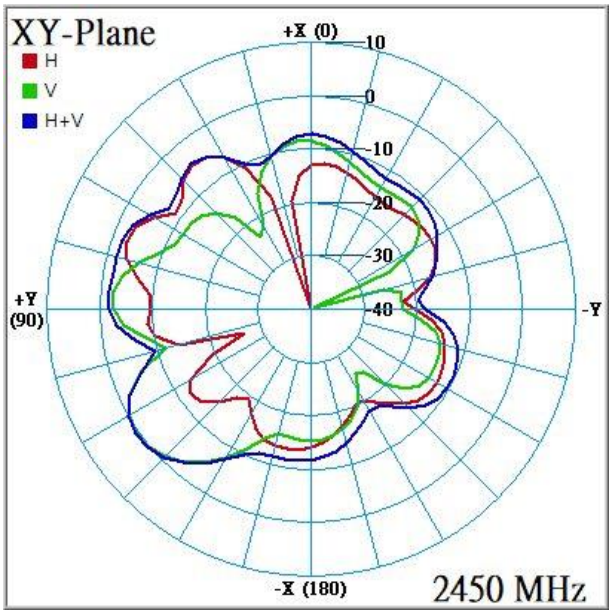
XY-Plane
H
V
H+V
+X (0)
10
0
-10
-20
-30
-40
+Y (90)
-Y
-X (180)
2450 MHz

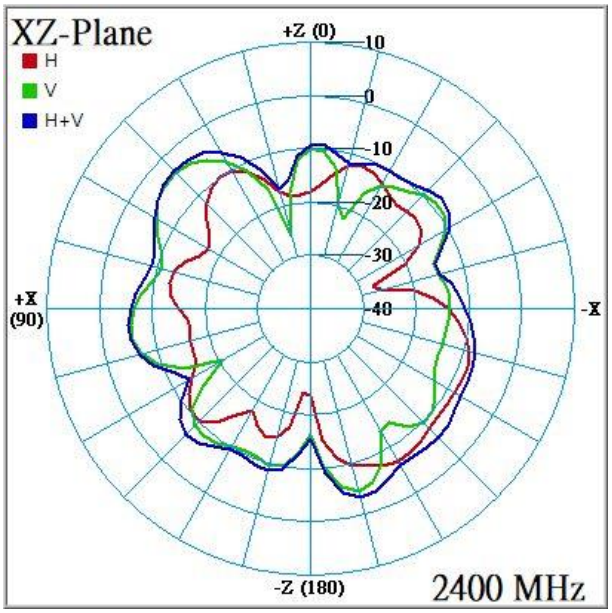
XZ-Plane
H
V
H+V
+Z (0)
10
0
-10
-20
-30
-40
+X (90)
-X
-Z (180)
2400 MHz

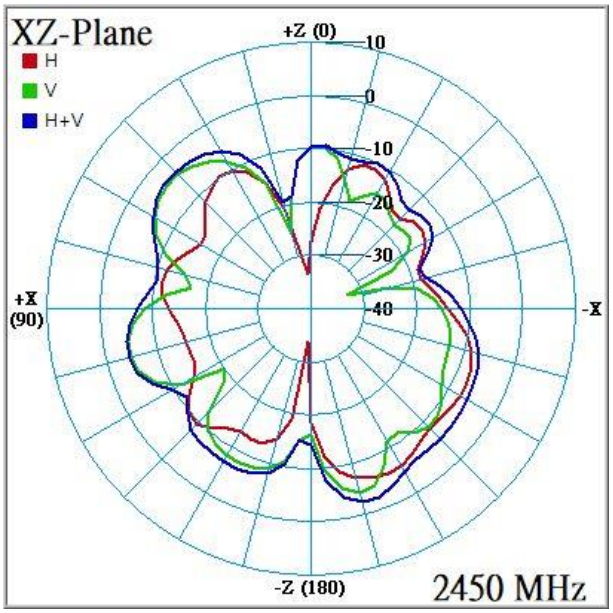
XZ-Plane
H
V
H+V
+Z (0)
10
0
-10
-20
-30
-40
+X (90)
-X
-Z (180)
2450 MHz

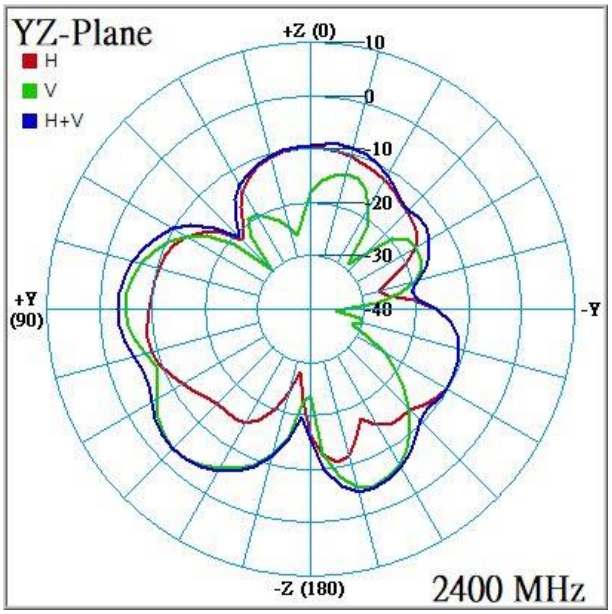
YZ-Plane
H
V
H+V
+Z (0)
10
0
-10
-20
-30
-40
+Y (90)
-Y
-Z (180)
2400 MHz

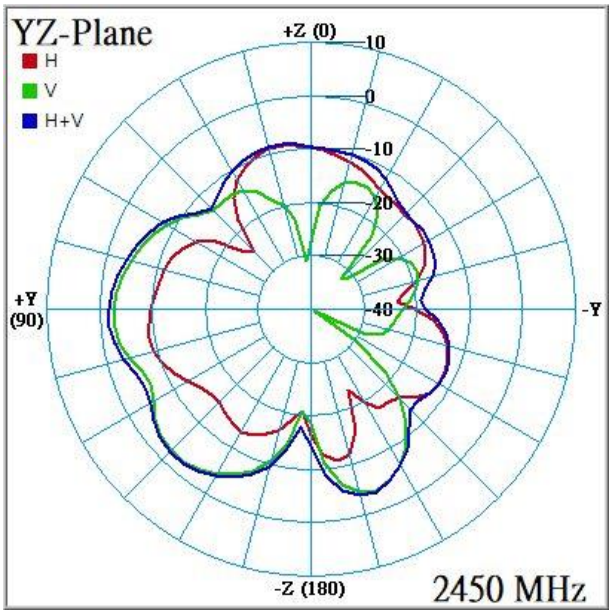
YZ-Plane
H
V
H+V
+Z (0)
10
0
-10
-20
-30
-40
+Y (90)
-Y
-Z (180)
2450 MHz

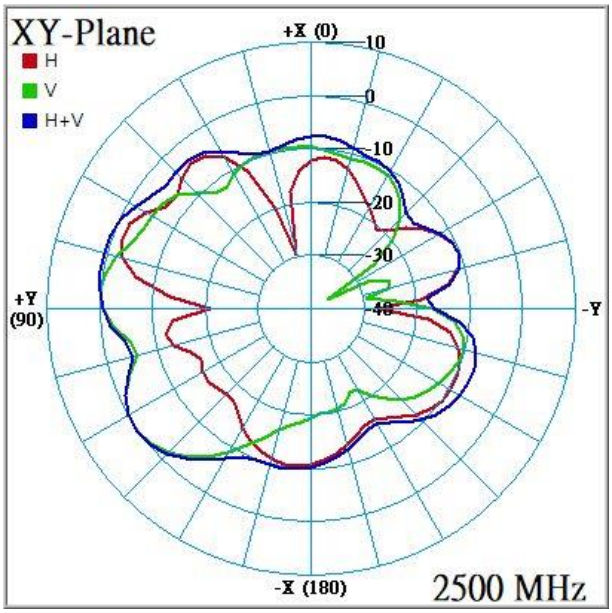
XY-Plane
H
V
H+V
+X (0)
10
0
-10
-20
-30
-40
+Y (90)
-Y
-X (180)
2500 MHz

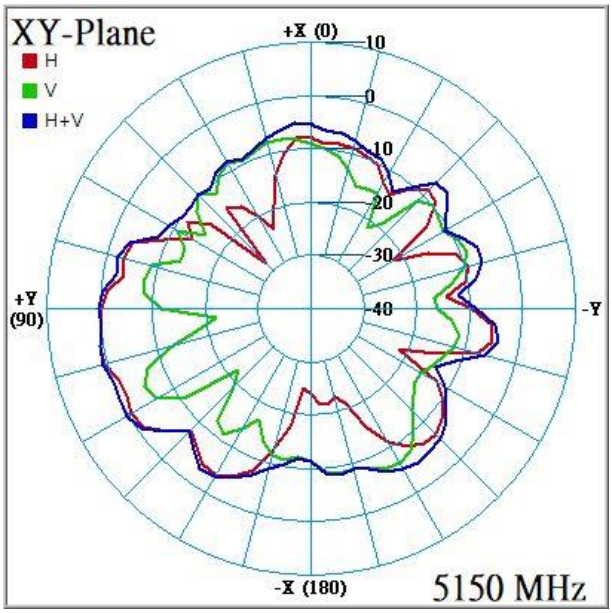
XY-Plane
H
V
H+V
+X (0)
10
0
-10
-20
-30
-40
+Y (90)
-Y
-X (180)
5150 MHz

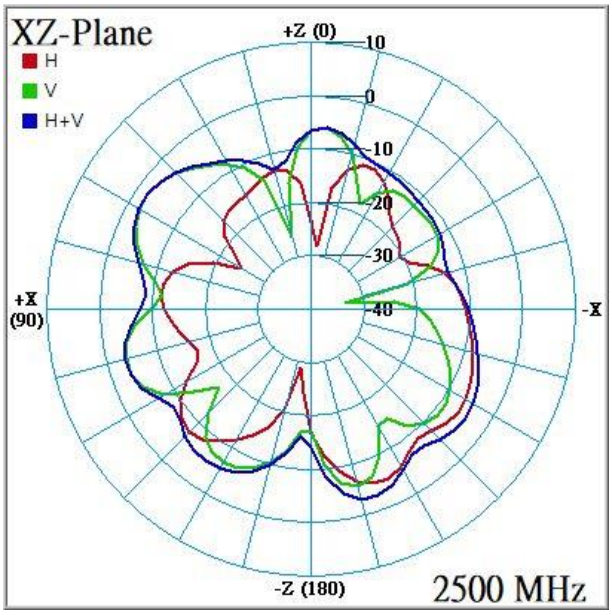
XZ-Plane
H
V
H+V
+Z (0)
10
0
-10
-20
-30
-40
+X (90)
-X
-Z (180)
2500 MHz

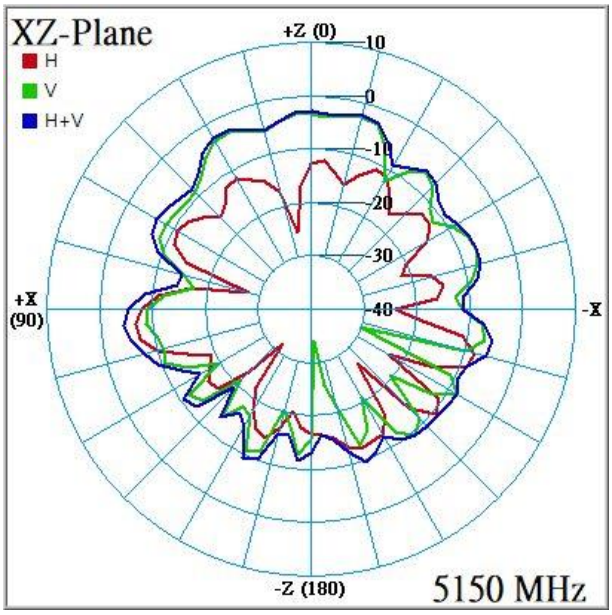
XZ-Plane
H
V
H+V
+Z (0)
10
0
-10
-20
-30
-40
+X (90)
-X
-Z (180)
5150 MHz

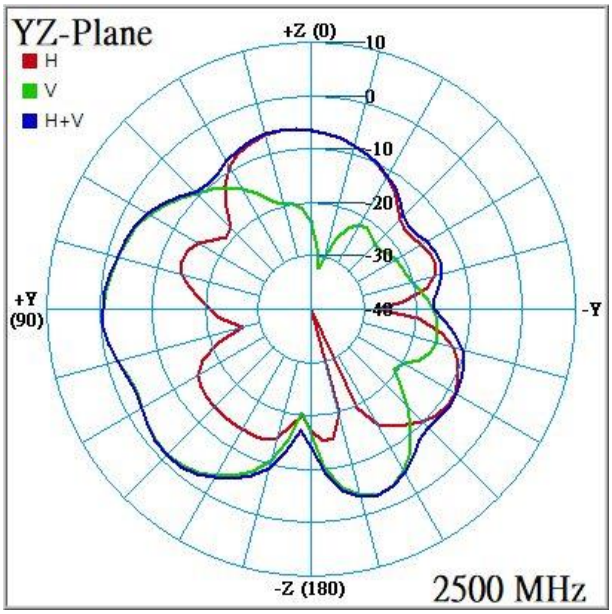
YZ-Plane
H
V
H+V
+Z (0)
10
0
-10
-20
-30
-40
+Y (90)
-Y
-Z (180)
2500 MHz

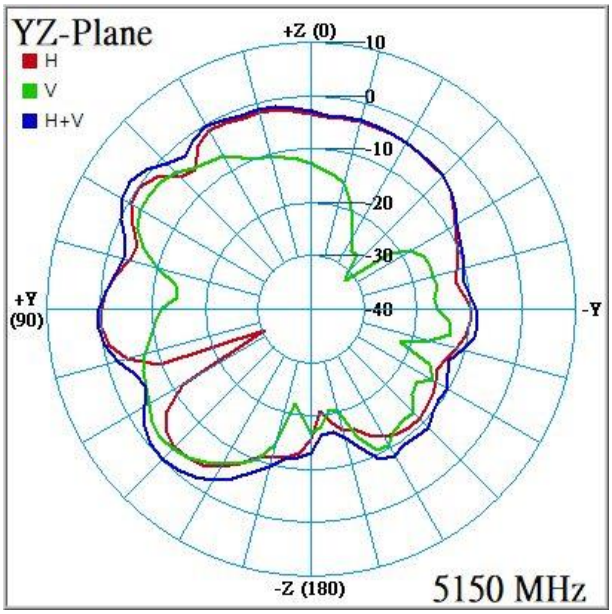
YZ-Plane
H
V
H+V
+Z (0)
10
0
-10
-20
-30
-40
+Y (90)
-Y
-Z (180)
5150 MHz

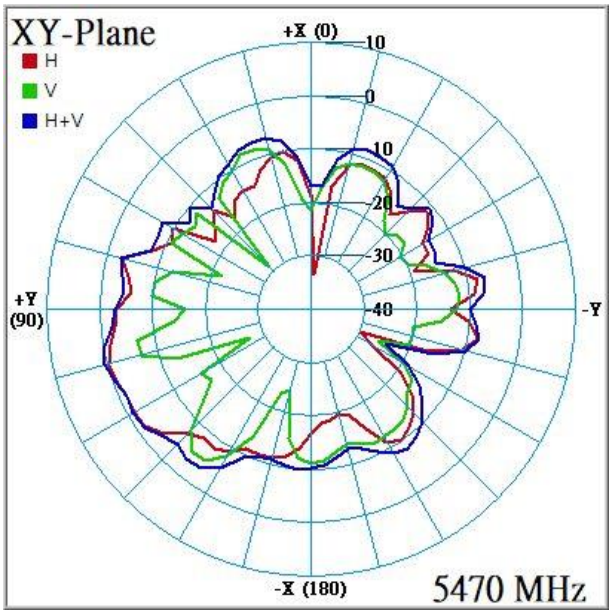
XY-Plane
H
V
H+V
+X (0)
+Y (90)
-Y
-X (180)
10
0
-10
-20
-30
-40
5470 MHz

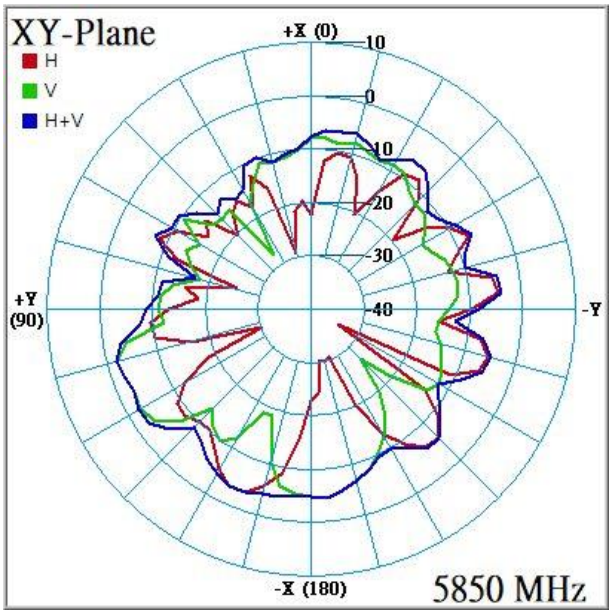
XY-Plane
H
V
H+V
+X (0)
+Y (90)
-Y
-X (180)
10
0
-10
-20
-30
-40
5850 MHz

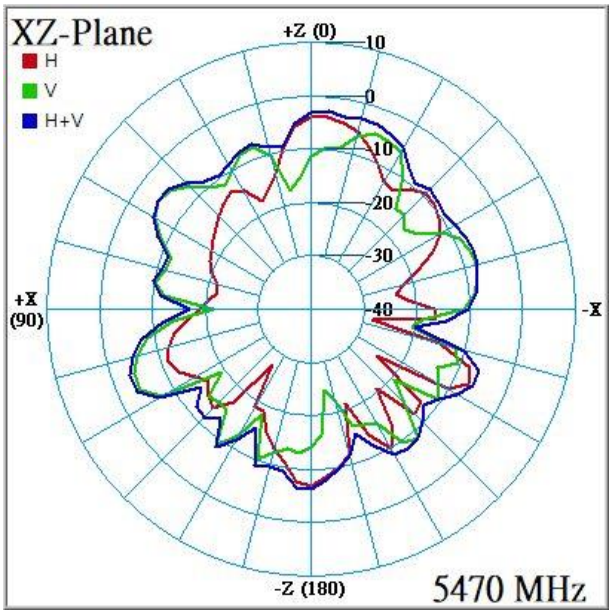
XZ-Plane
H
V
H+V
+Z (0)
+X (90)
-X
-Z (180)
10
0
-10
-20
-30
-40
5470 MHz

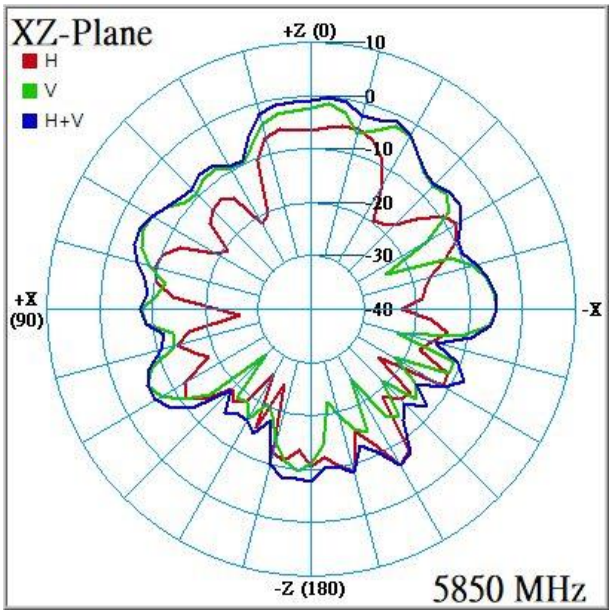
XZ-Plane
H
V
H+V
+Z (0)
+X (90)
-X
-Z (180)
10
0
-10
-20
-30
-40
5850 MHz

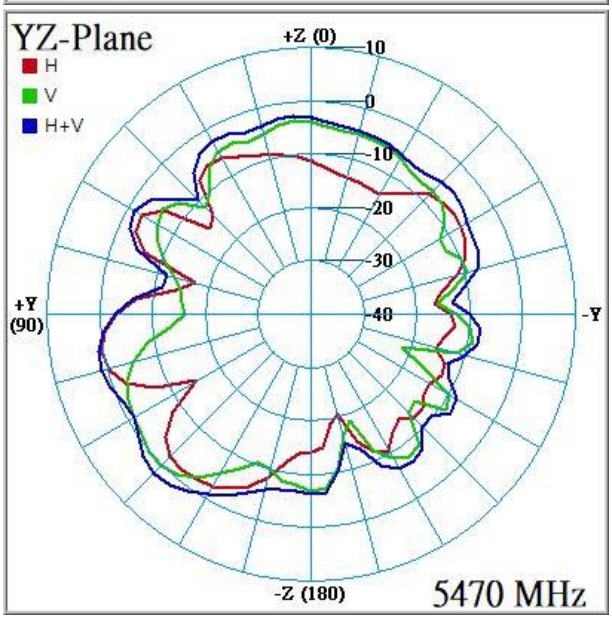
YZ-Plane
H
V
H+V
+Z (0)
+Y (90)
-Y
-Z (180)
10
0
-10
-20
-30
-40
5470 MHz

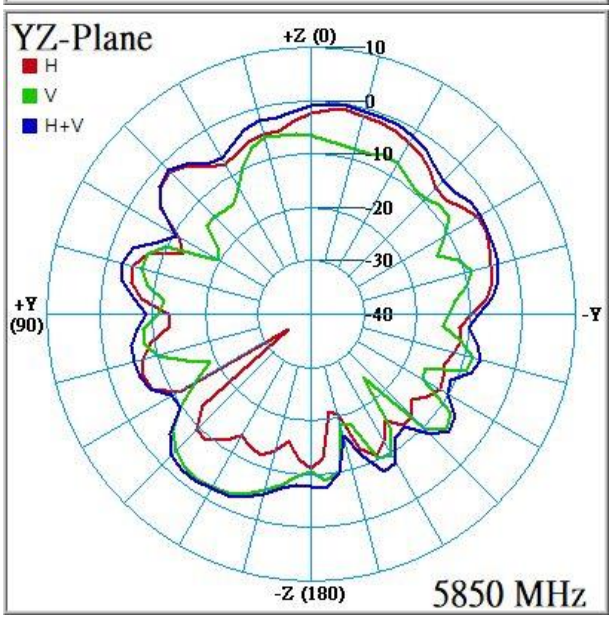
YZ-Plane
H
V
H+V
+Z (0)
+Y (90)
-Y
-Z (180)
10
0
-10
-20
-30
-40
5850 MHz