APPROVAL SHEET

PCB ANTENNA

2.4~2.5 / 5.15~5.85 GHz Band

Working Frequency

Halogens Free Product

P/N:RFPCA353046IMLB901

Customer：瑞軒科技

Customer ‘s Part No.：**0460-5001-9332**

Approval No.：

Issue Date：

*Contents in this sheet are subject to change without prior notice

品名：**RFPCA353046IMLB901**

History List

版本 **REV.**	修訂者 **EDITOR**	修訂頁次 **PAGE**	修訂內容 **ITEMS OF CHANGE**	申請日期 **DATE**	生效日期 **VALID DATE**	**ECN 編號** **ECN NO.**
A0	Huiwenchan	ALL	Temporary Release	2024/12/26	According to the date of PLM Release	N/A

1.Explanation of part number：

RF	PCA	3530	46	I	M	L	B	9	01
Type Code	**Product Code**	**PCB Dimension (Unit: mm)**	**Cable Length (unit: cm)**	**Connector Brand**	**Type of Connector**	**Application**	**Project status**	**Wire Diameter**	**Project**
Walsin RF Device	PCB Antenna	Per 2 digits of length, width e.g.: 3530 Length 35.0mm, Width 30.0mm	2 digits for cable length e.g.:46 Length 46.5 cm	A: N C:MCX D:IPEX III E: IPEX IV F: IPEX A13 H: Hirose I: IPEX M: MMCX S: SMA T: TNC U:MURATA N: None	A: Reverse Female **B: Reverse Male** F: Female M: Male N: None	**0: 0GHz** **3: 3GHz** **6: 6GHz** **5: 5GHz** A: 2.4GHz ISM band B: GSM 900/1800 dual band G: GPS band L: 2.4/5.2/5.8 GHz tri-band **N: NFC** **T: LTE band** W: WCDMA band	B: MP **T:During Test** X: Pile Run	0:None 1:∅0.81 2:∅1.32 3:∅1.13 4:Low Loss ∅1.13 5:∅0.5 6:RG316 7: ∅1.37 8:RG178 9:Low Loss ∅1.37	01~99 series number

2.Electrical Specification：

Item	Specification	
Working Frequency Range	2.4 ~ 2.5 / 5.15 ~5.85 GHz	
Return Loss	-10 dB	
VSWR	2 max.	
Peak Gain	2.4 ~ 2.5 GHz	3.96 dBi
	5.15 ~5.85 GHz	4.97 dBi
Polarization	Linear Vertical	
Radiation Pattern	Directional	
Impedance	50Ω	
Operation Temperature	－20℃ ～ ＋65℃	

THIS DRAWINGS AND SPECIFICATIONS ARE THE PROPERTY OF INPAQ TECHNOLOGY CO.,LTD.AND SHALL NOT BE REPRODUCED OR USED AS THE BASIS FOR THE MANUFACTURE OR SALE OF APPARATUS OR DEVICES WITHOUT PERMISSION

3. Antenna Drawing：

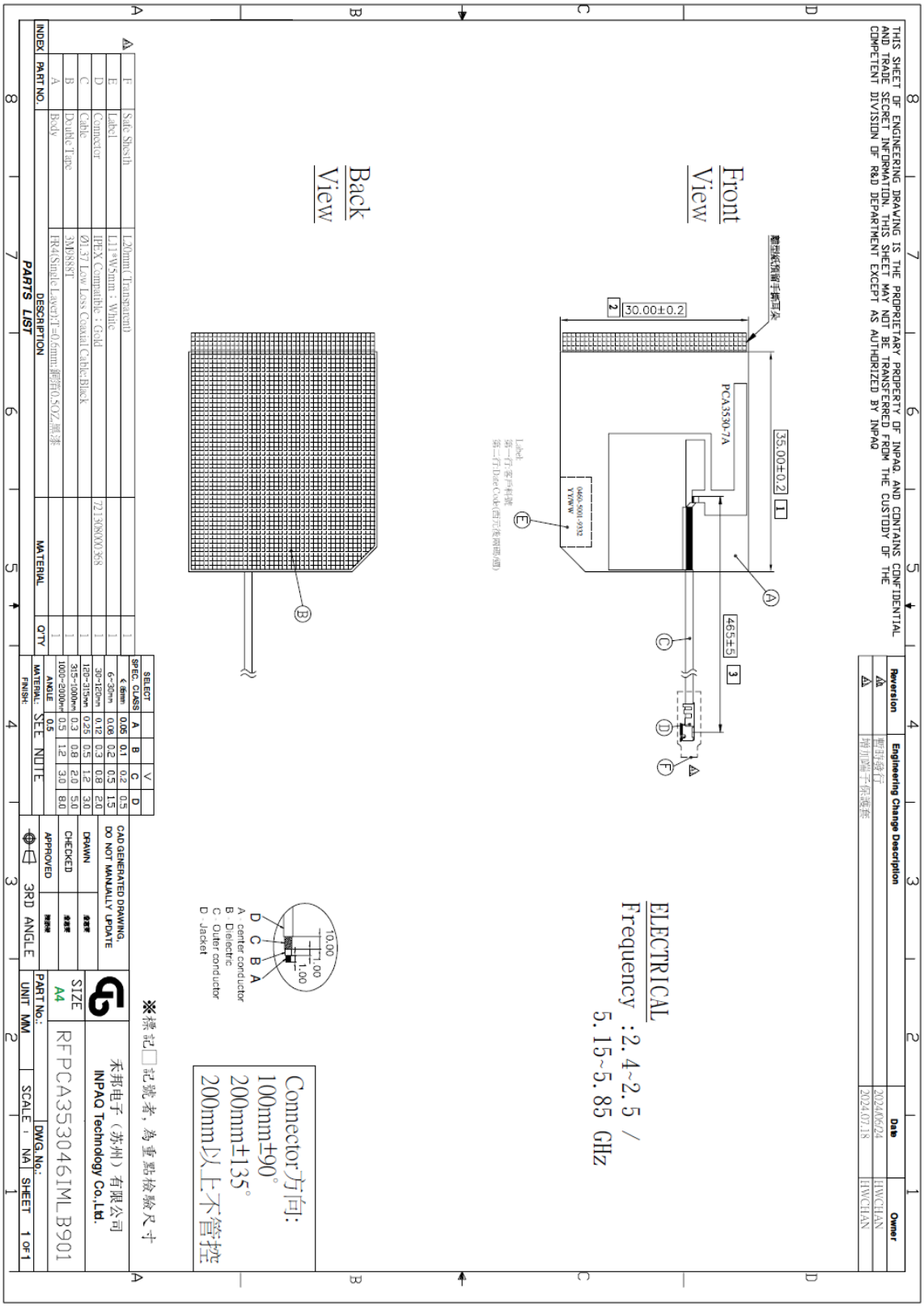

UNLESS OTHER SPECIFIED TOLERANCES ON： X＝N/A X.X＝N/A X.XX＝N/A ANGLES＝N/A HOLEDIA＝N/A		INPAQ TECHNOLOGY CO., LTD.
SCALE：N/A	UNIT：mm	THIS DRAWINGS AND SPECIFICATIONS ARE THE PROPERTY OF INPAQ TECHNOLOGY CO.,LTD.AND SHALL NOT BE REPRODUCED OR USED AS THE BASIS FOR THE MANUFACTURE OR SALE OF APPARATUS OR DEVICES WITHOUT PERMISSION
DRAWN BY：詹惠雯	CHECKED BY：詹惠雯	
DESIGNED BY：劉兆倫	APPROVED BY：陳振榮	
TITLE：RFPCA353046IMLB901	DOCUMENT NO.	SPEC REV. A0

4. Performance Report：

Test Report

Experimental Setup

Test Equipment

- Network Analyzer : ROHDE&SCHWARZ ZNB20
- 3D Antenna Chamber : SATIMO SG24 (Large)



UNLESS OTHER SPECIFIED TOLERANCES ON： X＝N/A X.X＝N/A X.XX＝N/A ANGLES＝N/A HOLEDIA＝N/A		INPAQ TECHNOLOGY CO., LTD.
SCALE：N/A	UNIT：mm	THIS DRAWINGS AND SPECIFICATIONS ARE THE PROPERTY OF INPAQ TECHNOLOGY CO.,LTD.AND SHALL NOT BE REPRODUCED OR USED AS THE BASIS FOR THE MANUFACTURE OR SALE OF APPARATUS OR DEVICES WITHOUT PERMISSION
DRAWN BY：詹惠雯	CHECKED BY：詹惠雯	
DESIGNED BY：劉兆倫	APPROVED BY：陳振榮	
TITLE：RFPCA353046IMLB901	DOCUMENT NO.	SPEC REV. A0



ANT0: RFPCA353038IMLB901

ANT1: RFPCA353046IMLB901

UNLESS OTHER SPECIFIED TOLERANCES ON： X＝N/A X.X＝N/A X.XX＝N/A ANGLES＝N/A HOLEDIA＝N/A		INPAQ TECHNOLOGY CO., LTD.
SCALE：N/A	UNIT：mm	THIS DRAWINGS AND SPECIFICATIONS ARE THE PROPERTY OF INPAQ TECHNOLOGY CO.,LTD.AND SHALL NOT BE REPRODUCED OR USED AS THE BASIS FOR THE MANUFACTURE OR SALE OF APPARATUS OR DEVICES WITHOUT PERMISSION
DRAWN BY：詹惠雯	CHECKED BY：詹惠雯	
DESIGNED BY：劉兆倫	APPROVED BY：陳振榮	
TITLE：RFPCA353046IMLB901	DOCUMENT NO.	SPEC REV. A0

ELECTRICAL CHARACTERISTICS

S-Parameter

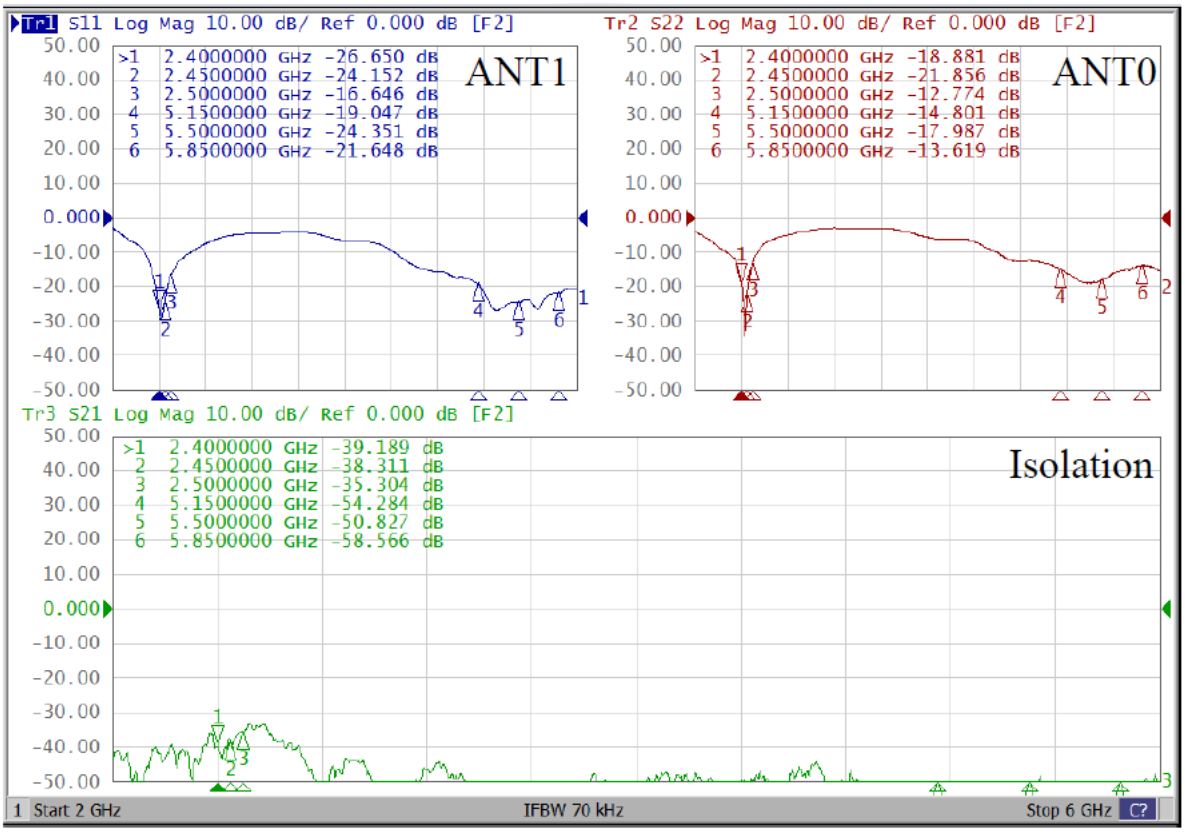

VSWR

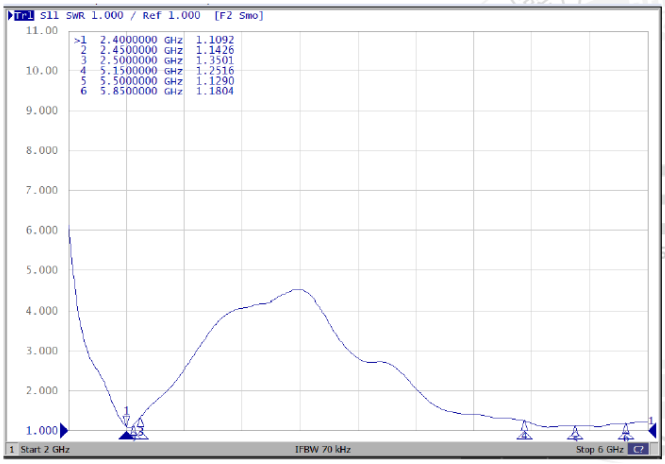

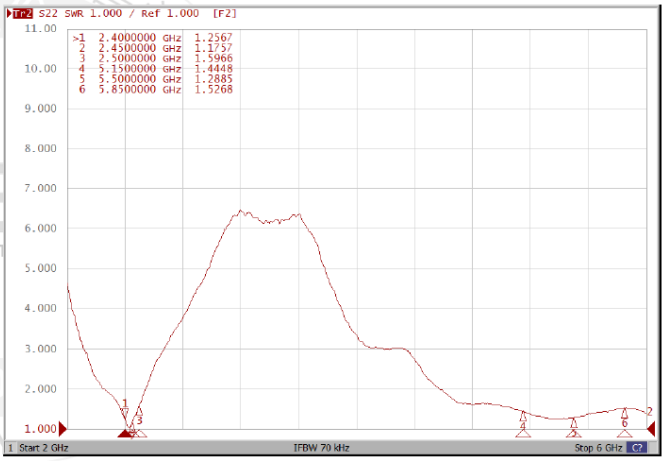

Efficiency & Peak Gain

ANT1@2G

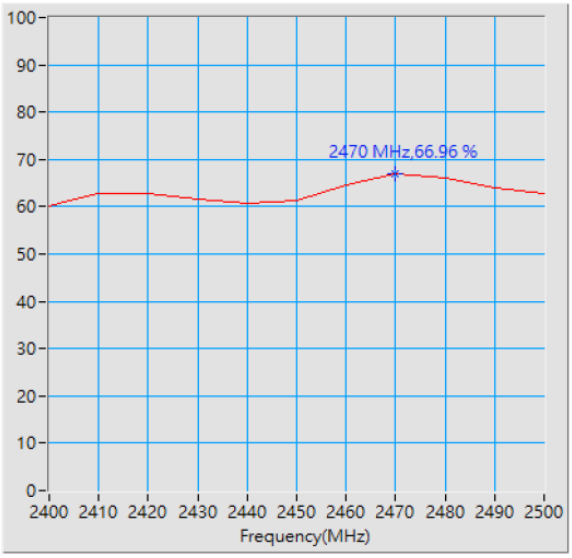

Maximum Efficiency at 2470 MHz : 66.96 %

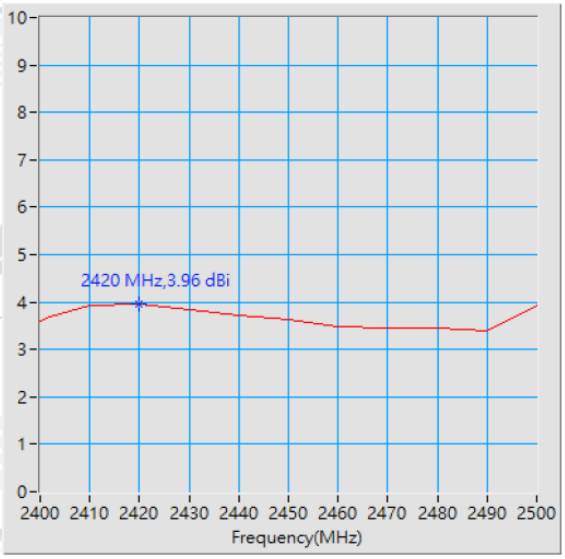

Maximum Peak Gain at 2420 MHz : 3.96 dBi

ANT1@5G

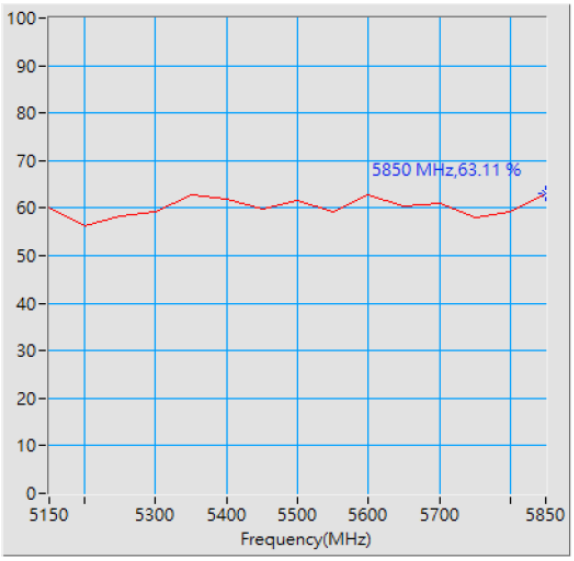

Maximum Efficiency at 5850 MHz : 63.11 %

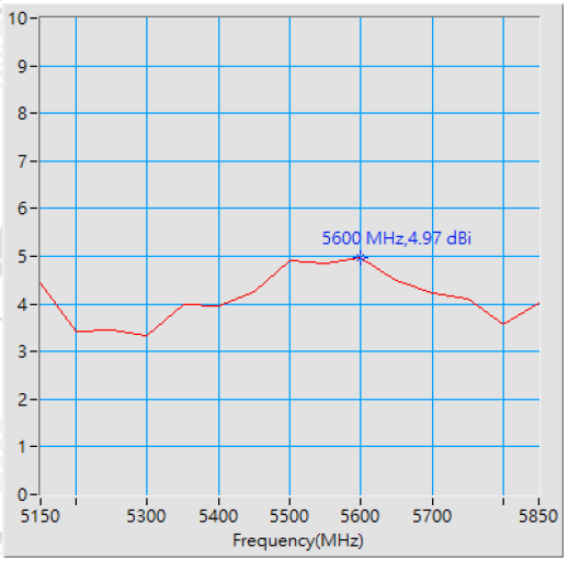

Maximum Peak Gain at 5600 MHz : 4.97 dBi

UNLESS OTHER SPECIFIED TOLERANCES ON： X＝N/A X.X＝N/A X.XX＝N/A ANGLES＝N/A HOLEDIA＝N/A		INPAQ TECHNOLOGY CO., LTD.
SCALE：N/A	UNIT：mm	THIS DRAWINGS AND SPECIFICATIONS ARE THE PROPERTY OF INPAQ TECHNOLOGY CO.,LTD.AND SHALL NOT BE REPRODUCED OR USED AS THE BASIS FOR THE MANUFACTURE OR SALE OF APPARATUS OR DEVICES WITHOUT PERMISSION
DRAWN BY：詹惠雯	CHECKED BY：詹惠雯	
DESIGNED BY：劉兆倫	APPROVED BY：陳振榮	
TITLE：RFPCA353046IMLB901	DOCUMENT NO.	SPEC REV. A0

Radiation Patterns

ANT1@2G

X-Z Plane

Phi=0.00deg

Gain . dB

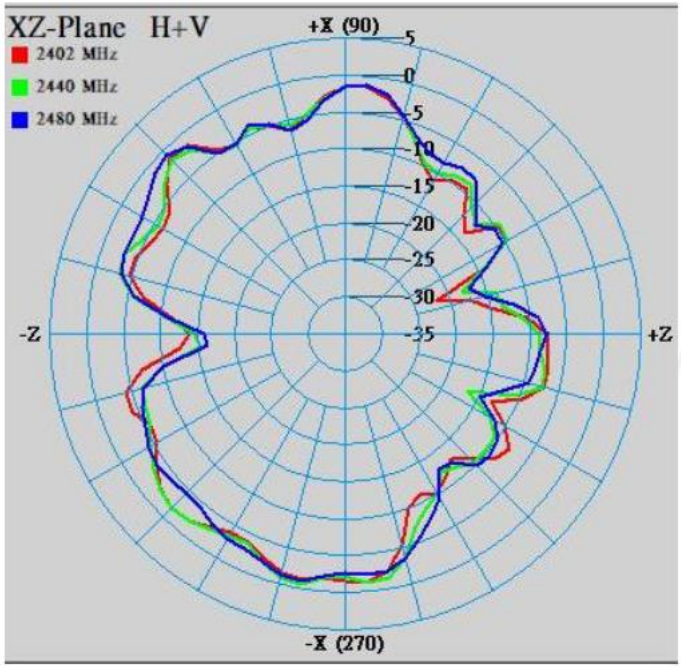

UNLESS OTHER SPECIFIED TOLERANCES ON： X＝N/A X.X＝N/A X.XX＝N/A ANGLES＝N/A HOLEDIA＝N/A		INPAQ TECHNOLOGY CO., LTD.	
SCALE：N/A	UNIT：mm	THIS DRAWINGS AND SPECIFICATIONS ARE THE PROPERTY OF INPAQ TECHNOLOGY CO.,LTD.AND SHALL NOT BE REPRODUCED OR USED AS THE BASIS FOR THE MANUFACTURE OR SALE OF APPARATUS OR DEVICES WITHOUT PERMISSION	
DRAWN BY：詹惠雯	CHECKED BY：詹惠雯		
DESIGNED BY：劉兆倫	APPROVED BY：陳振榮		
TITLE：RFPCA353046IMLB901		DOCUMENT NO.	SPEC REV. A0

Y-Z Plane

Phi=90.00deg

Gain . dB

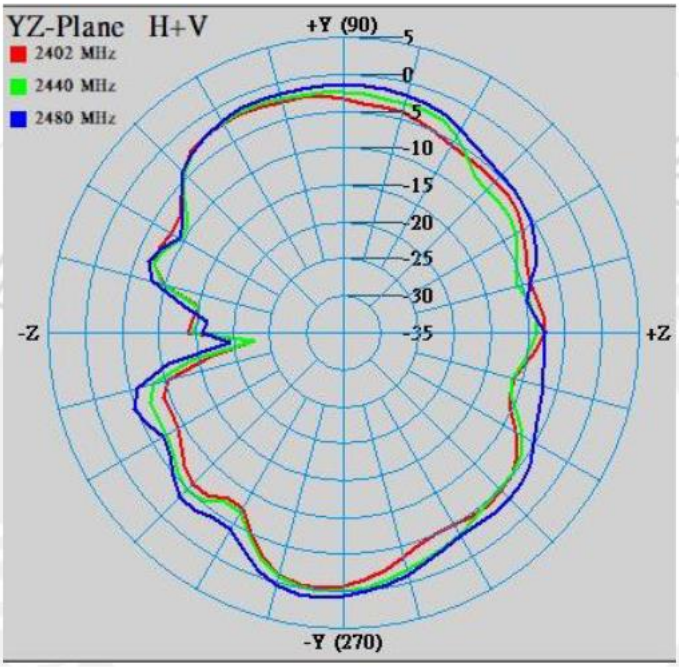

UNLESS OTHER SPECIFIED TOLERANCES ON： X＝N/A X.X＝N/A X.XX＝N/A ANGLES＝N/A HOLEDIA＝N/A		INPAQ TECHNOLOGY CO., LTD.
SCALE：N/A	UNIT：mm	THIS DRAWINGS AND SPECIFICATIONS ARE THE PROPERTY OF INPAQ TECHNOLOGY CO.,LTD.AND SHALL NOT BE REPRODUCED OR USED AS THE BASIS FOR THE MANUFACTURE OR SALE OF APPARATUS OR DEVICES WITHOUT PERMISSION
DRAWN BY：詹惠雯	CHECKED BY：詹惠雯	
DESIGNED BY：劉兆倫	APPROVED BY：陳振榮	
TITLE：RFPCA353046IMLB901	DOCUMENT NO.	SPEC REV. A0

X-Y Plane

Theta=90.00deg

Gain . dB

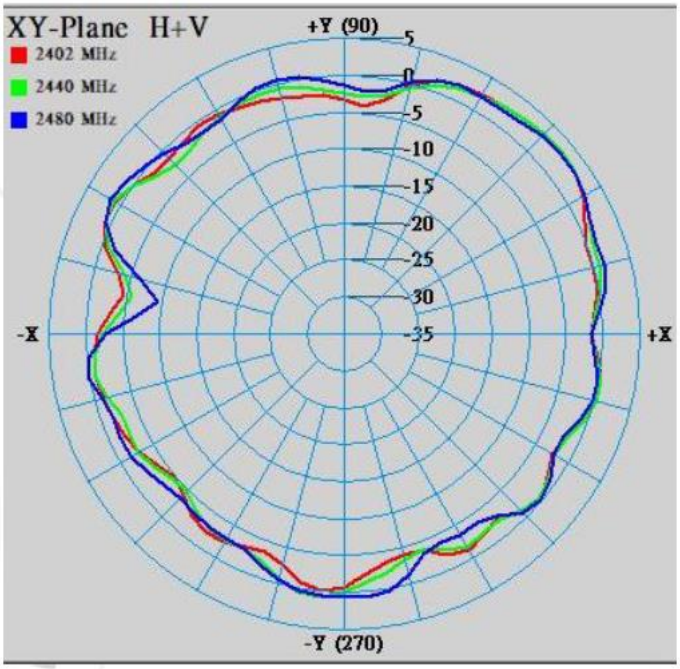

	ZX plane		ZY plane		XY plane	
Frequency [MHz]	Max Value [dBi]	Average [dBi]	Max Value [dBi]	Average [dBi]	Max Value [dBi]	Average [dBi]
2402	-1.19	-5.33	-0.24	-5.22	3.44	-0.75
2440	-0.51	-5.17	0.05	-4.71	3.34	-0.66
2480	-0.71	-5.16	1.06	-3.62	3.12	-0.38

UNLESS OTHER SPECIFIED TOLERANCES ON： X＝N/A X.X＝N/A X.XX＝N/A ANGLES＝N/A HOLEDIA＝N/A		INPAQ TECHNOLOGY CO., LTD.
SCALE：N/A	UNIT：mm	THIS DRAWINGS AND SPECIFICATIONS ARE THE PROPERTY OF INPAQ TECHNOLOGY CO.,LTD.AND SHALL NOT BE REPRODUCED OR USED AS THE BASIS FOR THE MANUFACTURE OR SALE OF APPARATUS OR DEVICES WITHOUT PERMISSION
DRAWN BY：詹惠雯	CHECKED BY：詹惠雯	
DESIGNED BY：劉兆倫	APPROVED BY：陳振榮	
TITLE：RFPCA353046IMLB901	DOCUMENT NO.	SPEC REV. A0

ANT1@5G

X-Z Plane

Phi=0.00deg

Gain . dB

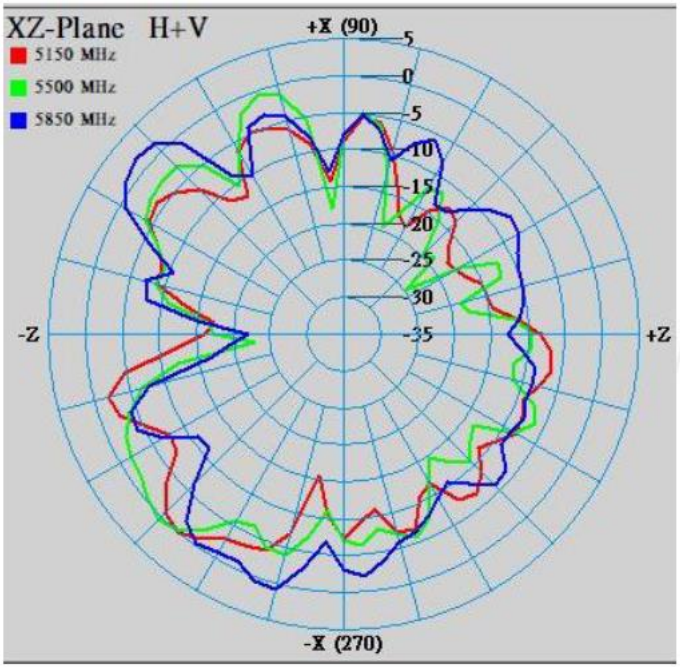

UNLESS OTHER SPECIFIED TOLERANCES ON： X＝N/A X.X＝N/A X.XX＝N/A ANGLES＝N/A HOLEDIA＝N/A		INPAQ TECHNOLOGY CO., LTD.	
SCALE：N/A	UNIT：mm	THIS DRAWINGS AND SPECIFICATIONS ARE THE PROPERTY OF INPAQ TECHNOLOGY CO.,LTD.AND SHALL NOT BE REPRODUCED OR USED AS THE BASIS FOR THE MANUFACTURE OR SALE OF APPARATUS OR DEVICES WITHOUT PERMISSION	
DRAWN BY：詹惠雯	CHECKED BY：詹惠雯		
DESIGNED BY：劉兆倫	APPROVED BY：陳振榮		
TITLE：RFPCA353046IMLB901		DOCUMENT NO.	SPEC REV. A0

Y-Z Plane

Phi=90.00deg

Gain . dB

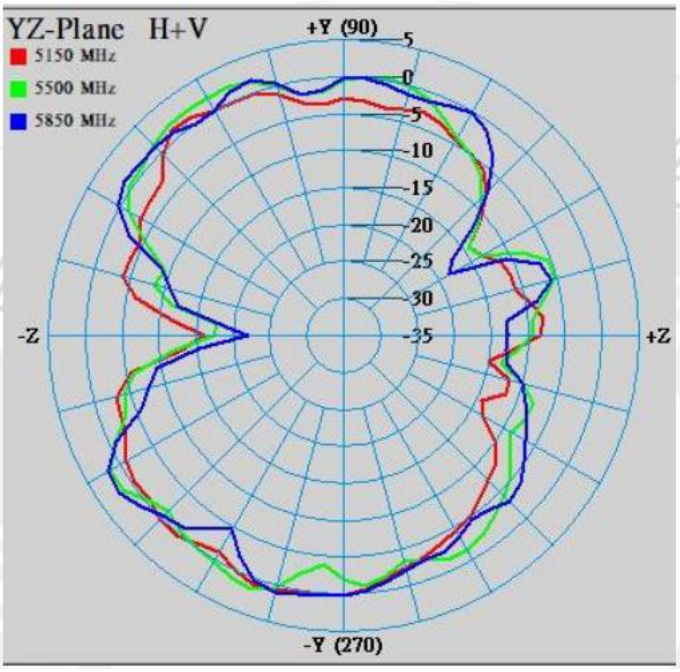

UNLESS OTHER SPECIFIED TOLERANCES ON： X＝N/A X.X＝N/A X.XX＝N/A ANGLES＝N/A HOLEDIA＝N/A		INPAQ TECHNOLOGY CO., LTD.	
SCALE：N/A	UNIT：mm	THIS DRAWINGS AND SPECIFICATIONS ARE THE PROPERTY OF INPAQ TECHNOLOGY CO.,LTD.AND SHALL NOT BE REPRODUCED OR USED AS THE BASIS FOR THE MANUFACTURE OR SALE OF APPARATUS OR DEVICES WITHOUT PERMISSION	
DRAWN BY：詹惠雯	CHECKED BY：詹惠雯		
DESIGNED BY：劉兆倫	APPROVED BY：陳振榮		
TITLE：RFPCA353046IMLB901		DOCUMENT NO.	SPEC REV. A0

X-Y Plane

Theta=90.00deg

Gain . dB

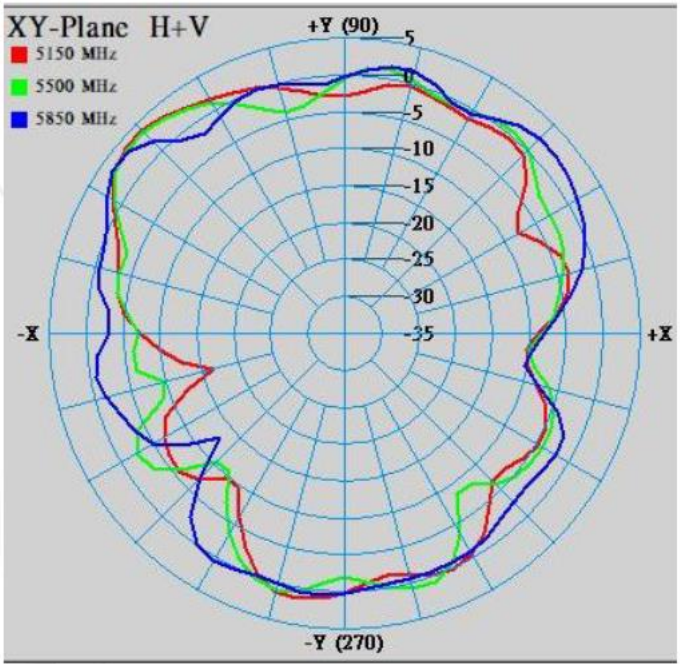

	ZX plane		ZY plane		XY plane	
Frequency [MHz]	Max Value [dBi]	Average [dBi]	Max Value [dBi]	Average [dBi]	Max Value [dBi]	Average [dBi]
5150	0.03	-7.09	1.38	-3.13	3.88	-1.85
5500	0.51	-6.30	2.16	-2.17	3.56	-1.68
5850	1.80	-5.12	2.16	-2.22	3.47	-0.64

Connector Specification

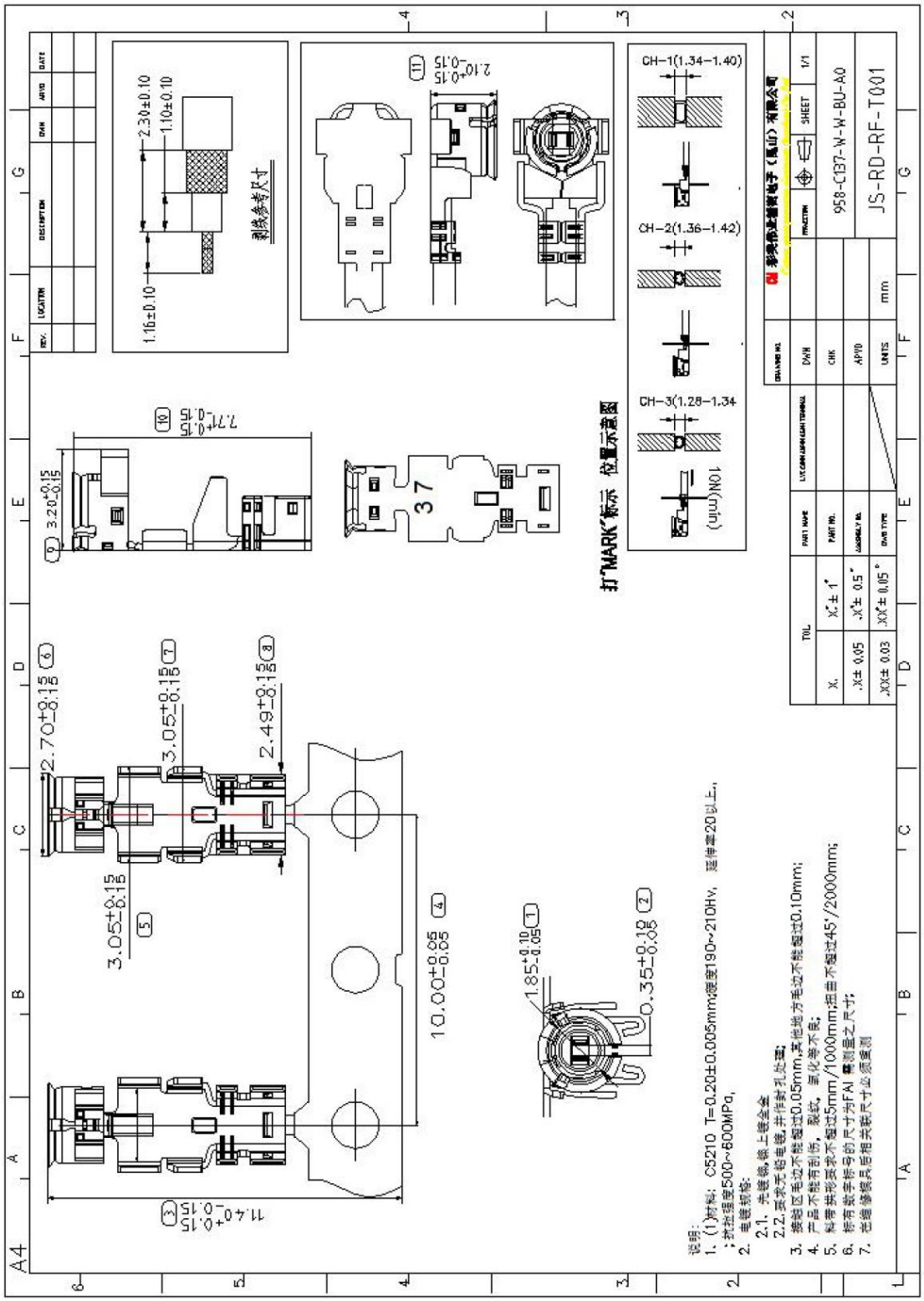

UNLESS OTHER SPECIFIED TOLERANCES ON： X＝N/A X.X＝N/A X.XX＝N/A ANGLES＝N/A HOLEDIA＝N/A		INPAQ TECHNOLOGY CO., LTD.
SCALE：N/A	UNIT：mm	THIS DRAWINGS AND SPECIFICATIONS ARE THE PROPERTY OF INPAQ TECHNOLOGY CO.,LTD.AND SHALL NOT BE REPRODUCED OR USED AS THE BASIS FOR THE MANUFACTURE OR SALE OF APPARATUS OR DEVICES WITHOUT PERMISSION
DRAWN BY：詹惠雯	CHECKED BY：詹惠雯	
DESIGNED BY：劉兆倫	APPROVED BY：陳振榮	
TITLE：RFPCA353046IMLB901	DOCUMENT NO.	SPEC REV. A0

Cable Specification

型号 Type	RF-1.37L/50	料号 P/N	SY137L/50-005(Black)
结构图 Structure drawing			

结构特性 Structure characteristics

结构 Structure	项目 Item	标准值 Standard value
①内导体 Inner conductor	材料 Material	镀银铜线 Silverplated copper wire
	组成:总根数/单根外径(mm) Makeup:total / O.D. of every wire(mm)	7/0.105
	(绞合)标称外径(mm) (Intertwist)NOM.O.D.(mm)	0.315±0.02
②绝缘层 Insulation	材料 Material	聚全氟乙丙烯 FEP
	颜色 Color	透明 Clarity
	标称外径(mm) NOM.O.D.(mm)	0.925±0.03
③外导体 Outer conductor	材料 Material	铜塑箔 Cu-plastic composite tape
	组成:厚度(mm)×宽度(mm) Makeup:thickness(mm)×width(mm)	0.012×3.2
	标称外径(mm) NOM.O.D.(mm)	0.95±0.03
	覆盖率(%) Coverage ratio(%)	100
④外导体 Outer conductor	材料 Material	镀锡铜线 Tinned copper wire
	组成:总根数/单根外径(mm) Makeup:total / O.D. of every wire(mm)	5/0.05
	标称外径(mm) NOM.O.D.(mm)	1.15±0.05
	覆盖率(%) Coverage ratio(%)	90±5
⑤护套层 Jacket	材料 Material	聚全氟乙丙烯 FEP
	颜色 Color	黑 Black
	标称外径(mm) NOM.O.D.(mm)	1.37±0.05

电性能特性 Electrical characteristics

项目 Item	标准值 Standard value	项目 Item	频率 Frequency	标准值 Standard value 单位 Unit:dB/m
电容(pF/m) Capacitance(pF/m)	96	衰减 Attenuation	1GHz	≤1.6
速率(%) Velocity(%)	70		2GHz	≤2.1
阻抗(Ω) Impedance(Ω)	50±2		2.45GHz	≤2.35
驻波比 Standing wave ratio	≤1.3@0~6GHz		3GHz	≤2.6
最大工作电压(V) Max.operating voltage(V)	1000		4GHz	≤3
最大工作频率(GHz) Max.operating frequency(GHz)	6		5GHz	≤3.4
			5.2GHz	≤3.5
			5.8GHz	≤3.6
			6GHz	≤3.7

可靠性 Dependability

项目 Item	单位 Unit	标准值 Standard value
最小弯曲半径(一次) Min.bending radius static	mm	5
最小弯曲半径(重复) Min.bending radius repeated	mm	—
工作温度范围 Operating temperature	℃	-55~+200

包装 Packing

项目 Item	单位 Unit	标准值 Standard value
包装方式 Packing mode	/	纸盘 Paperv plate
每盘长度 The length of each plate	m	500
每盘接头数 Each connector plate number	/	≤3
每段最短长度 The shortest length of each root	m	≥10

使用提示 Use tips

存储环境 Storage environment	温度：30℃以下；湿度：20%~65%
最佳保存周期 The best save cycle	2个月；2个月以上作业性下降，如上锡效果变差,但电性能不受影响。夏季高温高湿环境开剥后需尽快流转
加工温度 Processing temperature	260℃的极限情况下，可短时间承受；300℃以上分子通常带有的等端基会分解；400℃以上发生显著的热分解
铁氟龙收缩 Teflon Shrink	固有材料特性。绝缘：0.2mm以下；护套：0.3mm以下
护套窜动 Jacket traverse	加工长度（护套残留长度）低于5cm易发生

其他 Other

特殊加工工艺，请与供方协商后使用

UNLESS OTHER SPECIFIED TOLERANCES ON： X＝N/A X.X＝N/A X.XX＝N/A ANGLES＝N/A HOLEDIA＝N/A		INPAQ TECHNOLOGY CO., LTD.
SCALE：N/A	UNIT：mm	THIS DRAWINGS AND SPECIFICATIONS ARE THE PROPERTY OF INPAQ TECHNOLOGY CO.,LTD.AND SHALL NOT BE REPRODUCED OR USED AS THE BASIS FOR THE MANUFACTURE OR SALE OF APPARATUS OR DEVICES WITHOUT PERMISSION
DRAWN BY：詹惠雯	CHECKED BY：詹惠雯	
DESIGNED BY：劉兆倫	APPROVED BY：陳振榮	
TITLE：RFPCA353046IMLB901	DOCUMENT NO.	SPEC REV. A0

PCB Specification

金安国纪科技股份有限公司

GOLDENMAX INTERNATIONAL TECHNOLOGY LTD.

GF53 系列 A1 级覆铜箔板技术质量指标

GF53(H/F) A1 Grade Laminate Property Values

试验项目 Test item	试样处理 Test Condition	标准值 Standard Value	典型值 Typical value
1.Peel strength lb/inch, minimum (H OZ) 抗剥强度 磅/英寸，最小值(H OZ) Receiving status 接收状态 After thermal stress 热应力后 Increase temperature 提高温度下	 A A 125℃	 ≥6.0 ≥6.0 ≥4.0	 6.0-8.0 6.0-8.0 5.0
2.Volume resistance, minimum,体积电阻,最小值 MΩ.CM At elevated temperatures 在提高温度下	E-24/125	$\geq 10^3$	3×10^6
3.Surface resistance, minimum,表面电阻,最小,MΩ At elevated temperatures 在提高温度下	E-24/125	$\geq 10^3$	3×10^6
4.Absorption, maximum 吸水性,最大值(%)	E-1/105+des	≤0.80	0.20-0.40
5.Breakdown voltage, minimum valu 击穿电压,最小值(KV) step (thickness ≥ 0.50 mm)步进(厚度≥0.50 mm)	D-48/50 D-0.5/23	≥40	65
6. Bending strength, minimum 抗弯强度，最小值(N/mm2) (thickness ≥ 0.50 mm) (厚度≥0.50 mm) vertical 经向 Zonal 纬向	 A A	 ≥415 ≥345	 470 380
7. Arc resistance, minimum, second 抗电弧性,最小值,秒	D-48/50 D-0.5/23	≥50	90
8. Flame retardancy 阻燃性	A	UL94V0	UL94V0
9. Solderability 可焊性	A	Solderable 可焊	Solderable 可焊
10. Dielectric constant, 1MHZ Max 介电常数,1MHZ 下	A	≤ 5.4	4.5-4.8
11. Loss tangent, 1MHZ Max 损耗角正切,1MHZ 下	A	≤0.035	0.020-0.030
12.Bow and Twis,弯曲和翘曲(%) Double sides（thickness > 0.78mm；300×300mm） Single sides（thickness > 0.78mm；300×300mm） Double sides（thickness 0.5~0.78 mm；300×300mm） Single sides（thickness 0.5~0.78 mm；300×300mm）	 A A A A	 ≤1.0 ≤1.5 ≤1.5 ≤2.0	 0.15-0.50 0.25-0.60 0.20-0.55 0.30-0.70
13. . Thermal stress, 288°C, Tin drift 10 seconds 热应力,288℃，漂锡 10 秒 Unetched sample 未蚀刻试样	A	NO DEFECT	60-100sec.
14.Glass transition temperatu 玻璃化转变温度,TG(DSC，℃)	A	≥145	150±5
15.Z 轴膨胀系数（CTE） Z-axis expansion coefficient — Before Tg (μm/m℃)	TMA	—	50
After Tg (μm/m℃)	TMA	—	260
50～260℃（%）	TMA	—	4.0
16. Thermal decomposition temperature 热分解温度	10℃/min，N_2， 5% weightlessness	—	350
17.T-260	TMA	—	≥100
18.T-288	TMA	—	≥60
19. Tracking index 相比漏电起痕指数，CTI	IEC60112method	≥175	200
20.工艺适应性：基板较脆，适合钻孔、铣外形，不适合冲压工艺。不宜绿油返洗。Process adaptability: The substrate is relatively brittle, suitable for drilling, milling appearance, not suitable for stamping process. Do not wash with green oil.			
21.适用范围：绿色电子产品。溴及氯元素含量均小于 900ppm，溴+氯总含量小于 1500 ppm。 Scope of application: Green electronic products. The content of bromine and chlorine is less than 900ppm, and the total content of bromine and chlorine is less than 1500ppm.			
22.适用线路：孔径＞0.3mm，孔壁间距＞0.6mm，线间距＞0.1mm。 Applicable lines: Aperture> 0.3mm, hole wall spacing> 0.6mm, line spacing> 0.1mm.			
23.适用板面：面积≤300×300mm，长宽比≤5。Applicable board surface: area ≤ 300 × 300mm, aspect ratio ≤ 5.			

Remark:1、处理方法中字母及数值的含义： A-板材交货阶段 D-恒温水浴 E-高温烘培 数 1/数 2：1-时间(小时) 2-温度(℃) des-干燥 10 分钟以上或干燥状态下冷却至室温。/The meaning of letter and date about treat condition :A-normal condition D- thermostatic water-bath E-bake in high temperature date1/date2: 1-time(hour) 2-temperature(℃) des-dry sample and fall on nature temperature.

2、上表所定翘曲度标准仅适用于覆铜箔板交货验收。The specification of twist and bow is just suitable for CCL.

UNLESS OTHER SPECIFIED TOLERANCES ON： X＝N/A X.X＝N/A X.XX＝N/A ANGLES＝N/A HOLEDIA＝N/A		INPAQ TECHNOLOGY CO., LTD.
SCALE：N/A	UNIT：mm	THIS DRAWINGS AND SPECIFICATIONS ARE THE PROPERTY OF INPAQ TECHNOLOGY CO.,LTD.AND SHALL NOT BE REPRODUCED OR USED AS THE BASIS FOR THE MANUFACTURE OR SALE OF APPARATUS OR DEVICES WITHOUT PERMISSION
DRAWN BY：詹惠雯	CHECKED BY：詹惠雯	
DESIGNED BY：劉兆倫	APPROVED BY：陳振榮	
TITLE：RFPCA353046IMLB901	DOCUMENT NO.	SPEC REV. A0

Double Tape Specification

3M

Double-Sided Tapes

9086 · 9888T · CT6348 · 9088 · 9088FL · 55256

Product Information **April 2010**

Description

3M™ Double-Sided Tissue Tapes, 9086, 9888T and CT6348 consist of an acrylic adhesive coated on both sides of a thin tissue carrier. 3M Double-Sided Film Tapes, 9088, 9088FL and 55256 consist of an acrylic adhesive coated on both sides of a thin polyester film. A release liner is added to one side. The aggressive acrylic adhesive provides high initial adhesion to a wide range of surfaces including wood, metal, paper and most plastics including polyethylene and polypropylene.

Features

- Excellent adhesion to most surfaces
- Flexible to conform to irregular surfaces
- Hand tearable
- High tack level offers high immediate adhesion
- Easily converted by die-cutting
- Dimensionally stable

Physical Properties/Typical Performance Characteristics*

Tape	Double Sided Tissue Tapes			Double Sided Film Tapes		
	9086	9888T	CT6348	9088	9088FL	55256
Carrier	Tissue	Tissue	Tissue	Polyester 0.012mm	Polyester 0.012mm	Polyester 0.012mm
Adhesive	375 Acrylic	Acrylic	Acrylic	375 Acrylic	375 Acrylic	Acrylic
Liner	White paper with black 3M Logo	White paper with red 3M Logo	White paper	White paper with red 3M Logo	Red Polypropylene film	Off-white paper
Liner Thickness	0.07mm	0.15mm	0.12mm	0.07mm	0.08mm	0.076mm
Tape Colour	Translucent	Translucent	White	Clear	Clear	Clear
Tape Thickness	0.19mm	0.15mm	0.09mm	0.21mm	0.21mm	0.048mm
Adhesion to steel	160 N/100mm	125 N/100mm	118 N/100mm	150 N/100mm	150 N/100mm	76 N/100mm
Adhesion to Polypropylene	70** N/100mm	86 N/100mm	67 N/100mm	70** N/100mm	70** N/100mm	45 N/100mm
Temperature Resistance Min/Hours Days Weeks	120°C 85°C	120°C 80°C	120°C 80°C	150°C 93°C	150°C 93°C	200°C 80°C
UV Resistance	Excellent	Good	Good	Excellent	Excellent	Good
Plasticiser resistance	Good	NR	NR	Good	Good	NR
Solvent Resistance	Very good	Good	Good	Very Good	Very Good	Good

*Not recommended for specification purposes; **Adhesion to polyethylene; NR Not Recommended

Adhesion Test Method: 180° Peel Adhesion: 72 hours room temperature dwell, Peel speed 305mm/min

UNLESS OTHER SPECIFIED TOLERANCES ON： X＝N/A X.X＝N/A X.XX＝N/A ANGLES＝N/A HOLEDIA＝N/A		INPAQ TECHNOLOGY CO., LTD.
SCALE：N/A	UNIT：mm	THIS DRAWINGS AND SPECIFICATIONS ARE THE PROPERTY OF INPAQ TECHNOLOGY CO.,LTD.AND SHALL NOT BE REPRODUCED OR USED AS THE BASIS FOR THE MANUFACTURE OR SALE OF APPARATUS OR DEVICES WITHOUT PERMISSION
DRAWN BY：詹惠雯	CHECKED BY：詹惠雯	
DESIGNED BY：劉兆倫	APPROVED BY：陳振榮	
TITLE：RFPCA353046IMLB901	DOCUMENT NO.	SPEC REV. A0

Format	Available in 12mm, 18mm, 24mm, 36mm, 48mm and 300mm x 50m rolls 55256 is also available in 30m long rolls Custom width rolls are available upon request
Application Technique	• Apply between 10^0 and 40^0C. • Ensure surfaces to be bonded are clean, dry and well unified. • Firm application pressure helps develop better adhesive contact and improves bond strength.
Application ideas	• Lamination of foams, fabrics and papers • Web splicing for paper and corrugated board • Core starting • Attaching lightweight signs, nameplates and plaques • Production of promotional signage or sample boards • Attaching plastic extrusions
Testing	Always test the suitability of the product for your application before use.
Shelf life	Store in a dry location out of direct sunlight and away from all sources of heat. Ideal conditions are 20^0C and 50% relative humidity. Use within 2 years from date of manufacture.
Health and Safety Information	This product is an "article" and does not require a Material Safety Data Sheet. However MSDSs have been produced for most articles and may be accessed by going to www.3M.com/msds and entering the product number or 3M stock number. Alternatively, contact 3M Customer Services.
Further information	Further information is available at www.3M.com or by contacting 3M Customer Services on free phone 0800 200 713 or free fax 0800 508 980.
Note	**The user is responsible for determining whether the 3M product, surface preparation, and method of assembly are suitable for their particular purpose. Failure to determine the suitability of all factors involved in the application may result in bond failure.**

3M
3M New Zealand Ltd
Industrial Adhesives &Tapes

PO Box 33-246 Takapuna 0740
Phone: 0800 474 787
Fax: 0800 508 980
Email: 3mnzib1@mmm.com
www.3M.com/industrial