SAR Plots

- Verification Plots
- SAR Test Plots

Copyright © 2017, DT&C Co., Ltd.

DT&C Co., Ltd.

DUT: Dipole 835 MHz; Type: D835V2; Serial: D835V2 - SN:4d159

Communication System: CW (0); Frequency: 835 MHz; Duty Cycle: 1:1
Medium parameters used: f = 835 MHz; σ = 0.884 S/m; ε_r = 40.785; ρ = 1000 kg/m^3
Phantom section: Flat Section

DASY5 Configuration:
Probe: EX3DV4 - SN3933; ConvF(10.48, 10.48, 10.48); Calibrated: 9/27/2016; Electronics: DAE4 Sn1453
Phantom: SAM-twin right (20deg probe tilt)_2013_09_24; Type: QD000P40CD; Serial: TP:1783
Measurement SW: DASY52, Version 52.8 (8); SEMCAD X Version 14.6.10 (7331)

Test Date: 2016-12-13; Ambient Temp: 20.8; Tissue Temp: 20.6

835 MHz System Verification

Area Scan (5x12x1): Measurement grid: dx=15mm, dy=15mm
Zoom Scan (7x7x7)/Cube 0: Measurement grid: dx=5mm, dy=5mm, dz=5mm
Power Drift = 0.00 dB
Peak SAR (extrapolated) = 3.60 W/kg
SAR(1 g) = 2.33 W/kg; SAR(10 g) = 1.48 W/kg

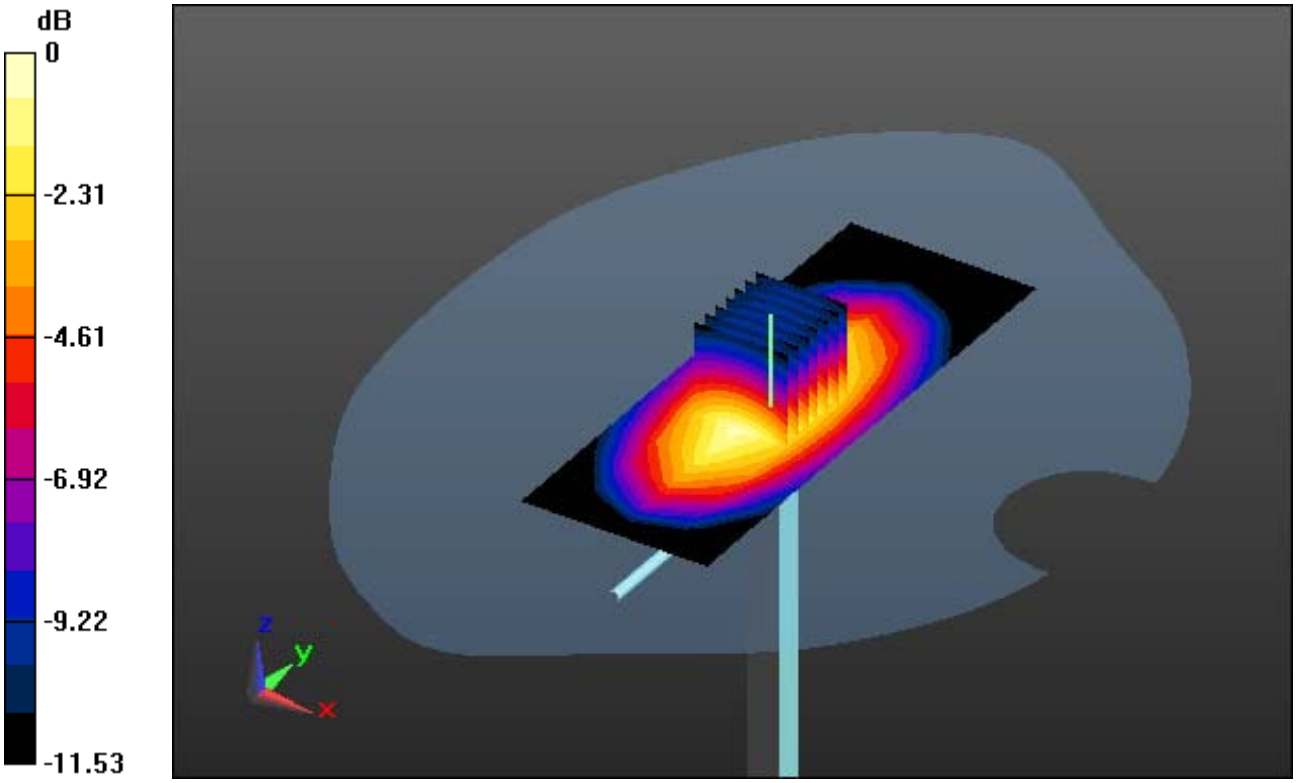

0 dB = 2.52 W/kg

DT&C Co., Ltd.

DUT: Dipole 835 MHz; Type: D835V2; Serial: D835V2 - SN:4d159

Communication System: CW (0); Frequency: 835 MHz; Duty Cycle: 1:1
Medium parameters used: f = 835 MHz; σ = 0.884 S/m; ε_r = 40.785; ρ = 1000 kg/m^3
Phantom section: Flat Section

DASY5 Configuration:
Probe: EX3DV4 - SN3933; ConvF(10.48, 10.48, 10.48); Calibrated: 9/27/2016; Electronics: DAE4 Sn1453
Phantom: SAM-twin right (20deg probe tilt)_2013_09_24; Type: QD000P40CD; Serial: TP:1783
Measurement SW: DASY52, Version 52.8 (8); SEMCAD X Version 14.6.10 (7331)

Test Date: 2016-12-13; Ambient Temp: 20.8; Tissue Temp: 20.6

835 MHz System Verification

Area Scan (5x12x1): Measurement grid: dx=15mm, dy=15mm
Zoom Scan (7x7x7)/Cube 0: Measurement grid: dx=5mm, dy=5mm, dz=5mm
Power Drift = 0.00 dB
Peak SAR (extrapolated) = 3.60 W/kg
SAR(1 g) = 2.33 W/kg; SAR(10 g) = 1.48 W/kg

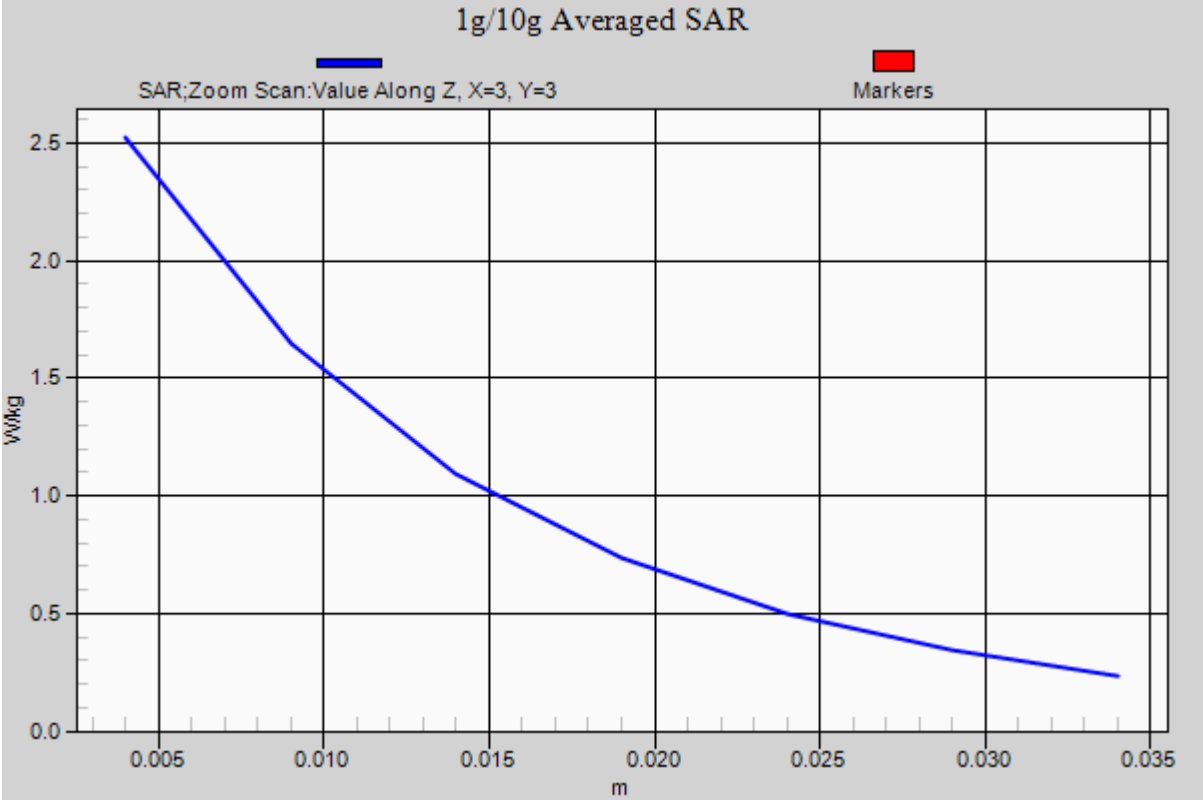

DT&C Co., Ltd.

DUT: Dipole 835 MHz; Type: D835V2; Serial: D835V2 - SN:4d159

Communication System: CW (0); Frequency: 835 MHz; Duty Cycle: 1:1
Medium parameters used: f = 835 MHz; σ = 1.002 S/m; ε_r = 53.849; ρ = 1000 kg/m^3
Phantom section: Flat Section

DASY5 Configuration:
Probe: EX3DV4 - SN3933; ConvF(10.47, 10.47, 10.47); Calibrated: 9/27/2016; Electronics: DAE4 Sn1453
Phantom: SAM-twin right (20deg probe tilt)_2013_09_24; Type: QD000P40CD; Serial: TP:1783
Measurement SW: DASY52, Version 52.8 (8); SEMCAD X Version 14.6.10 (7331)

Test Date: 2016-12-13; Ambient Temp: 20.8; Tissue Temp: 20.7

835 MHz System Verification

Area Scan (5x12x1): Measurement grid: dx=15mm, dy=15mm
Zoom Scan (7x7x7)/Cube 0: Measurement grid: dx=5mm, dy=5mm, dz=5mm
Power Drift = -0.01 dB
Peak SAR (extrapolated) = 3.82 W/kg
SAR(1 g) = 2.48 W/kg; SAR(10 g) = 1.57 W/kg

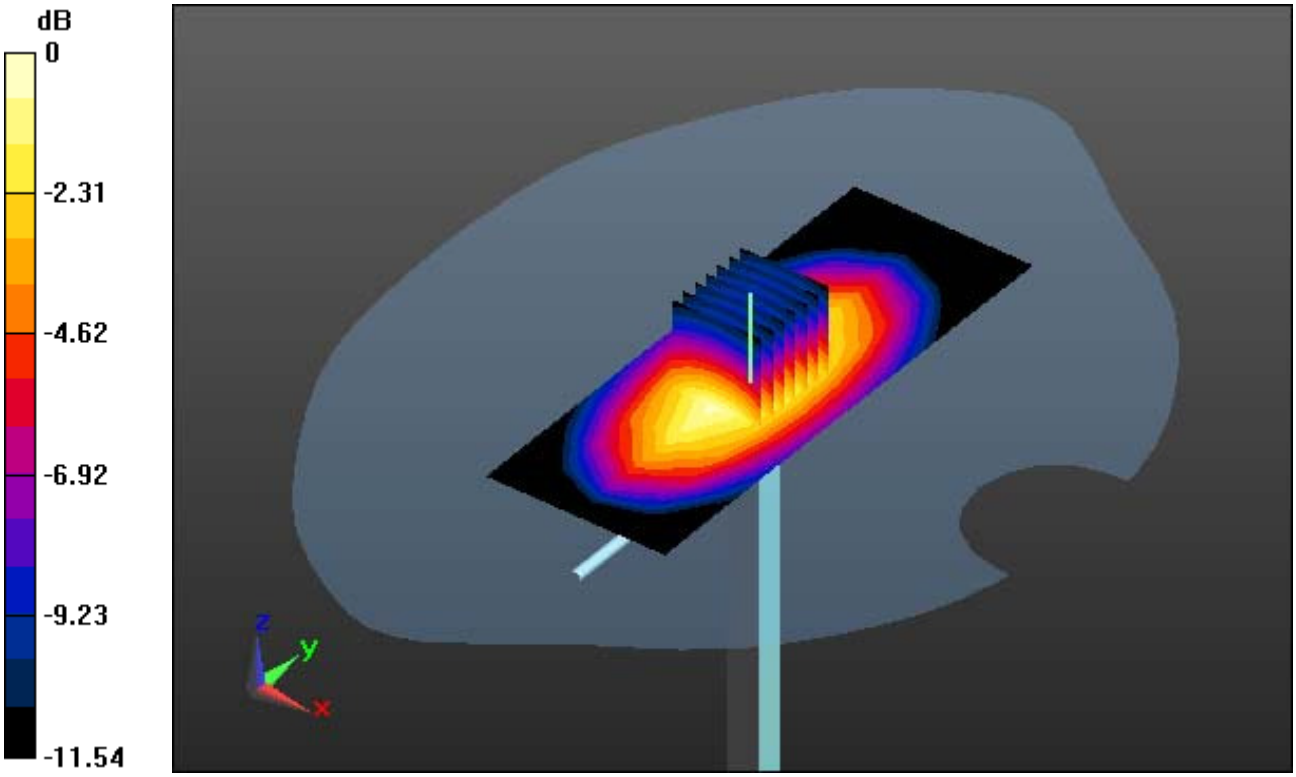

0 dB = 2.69 W/kg

DT&C Co., Ltd.

DUT: Dipole 835 MHz; Type: D835V2; Serial: D835V2 - SN:4d159

Communication System: CW (0); Frequency: 835 MHz; Duty Cycle: 1:1
Medium parameters used: f = 835 MHz; σ = 1.002 S/m; ε_r = 53.849; ρ = 1000 kg/m^3
Phantom section: Flat Section

DASY5 Configuration:
Probe: EX3DV4 - SN3933; ConvF(10.47, 10.47, 10.47); Calibrated: 9/27/2016; Electronics: DAE4 Sn1453
Phantom: SAM-twin right (20deg probe tilt)_2013_09_24; Type: QD000P40CD; Serial: TP:1783
Measurement SW: DASY52, Version 52.8 (8); SEMCAD X Version 14.6.10 (7331)

Test Date: 2016-12-13; Ambient Temp: 20.8; Tissue Temp: 20.7

835 MHz System Verification

Area Scan (5x12x1): Measurement grid: dx=15mm, dy=15mm
Zoom Scan (7x7x7)/Cube 0: Measurement grid: dx=5mm, dy=5mm, dz=5mm
Power Drift = -0.01 dB
Peak SAR (extrapolated) = 3.82 W/kg
SAR(1 g) = 2.48 W/kg; SAR(10 g) = 1.57 W/kg

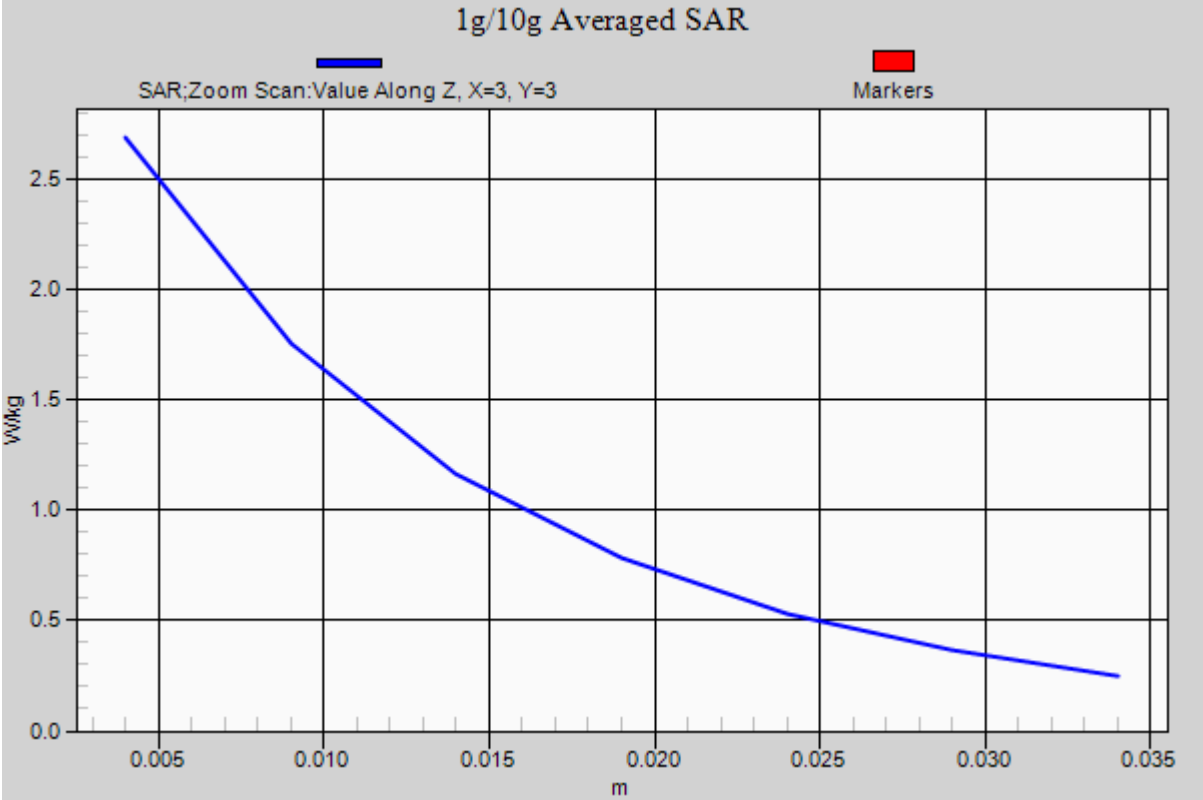

DT&C Co., Ltd.

DUT: Dipole 1900 MHz; Type: D1900V2; Serial: D1900V2 - SN:5d176

Communication System: CW (0); Frequency: 1900 MHz; Duty Cycle: 1:1
Medium parameters used: f = 1900 MHz; σ = 1.435 S/m; ε_r = 40.511; ρ = 1000 kg/m^3
Phantom section: Flat Section

DASY5 Configuration:
Probe: EX3DV4 - SN3933; ConvF(8.54, 8.54, 8.54); Calibrated: 9/27/2016; Electronics: DAE4 Sn1453
Phantom: SAM-twin middle(20deg probe tilt)_2013_09_24; Type: QD000P40CD; Serial: 1782
Measurement SW: DASY52, Version 52.8 (8); SEMCAD X Version 14.6.10 (7331)

Test Date: 2016-12-21; Ambient Temp: 20.8; Tissue Temp: 20.9

1900 MHz System Verification

Area Scan (5x7x1): Measurement grid: dx=15mm, dy=15mm
Zoom Scan (7x7x7)/Cube 0: Measurement grid: dx=5mm, dy=5mm, dz=5mm
Power Drift = 0.00 dB
Peak SAR (extrapolated) = 19.5 W/kg
SAR(1 g) = 10.2 W/kg; SAR(10 g) = 5.31 W/kg

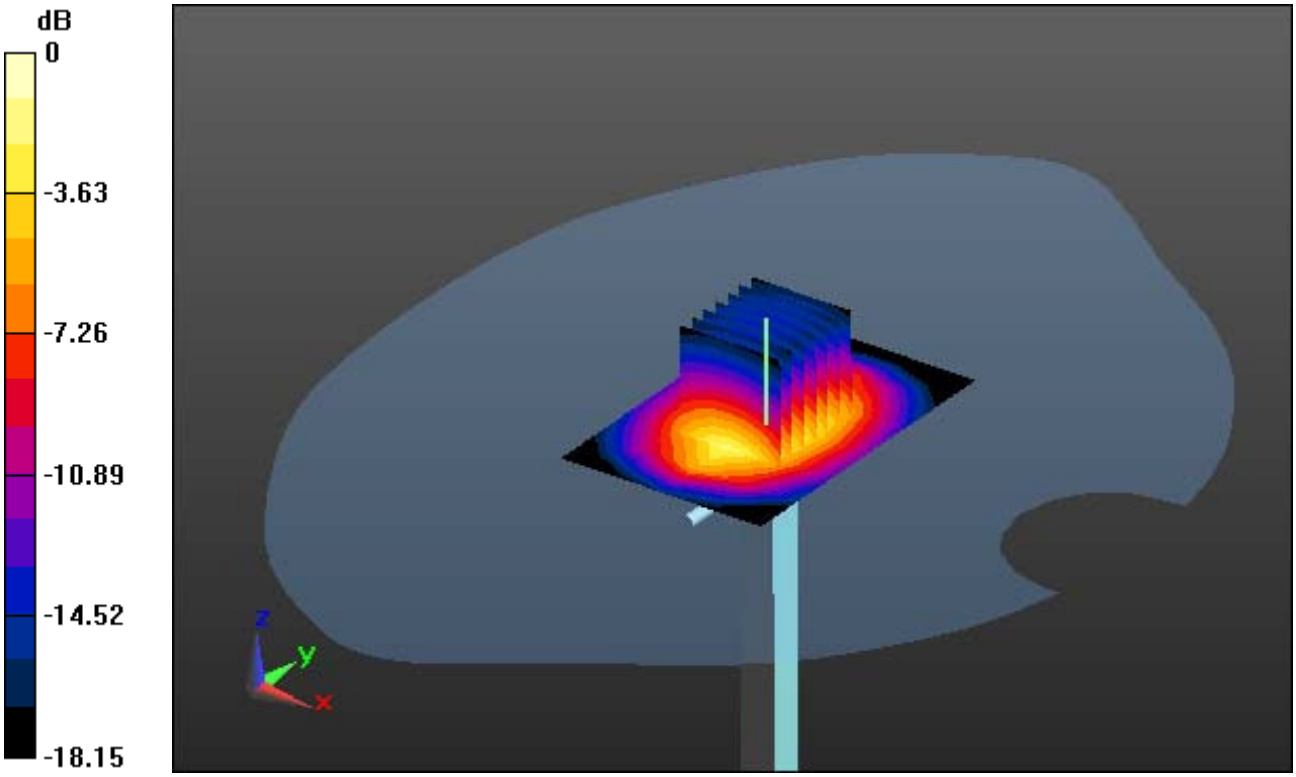

0 dB = 14.7 W/kg

DT&C Co., Ltd.

DUT: Dipole 1900 MHz; Type: D1900V2; Serial: D1900V2 - SN:5d176

Communication System: CW (0); Frequency: 1900 MHz; Duty Cycle: 1:1
Medium parameters used: f = 1900 MHz; σ = 1.435 S/m; ε_r = 40.511; ρ = 1000 kg/m^3
Phantom section: Flat Section

DASY5 Configuration:
Probe: EX3DV4 - SN3933; ConvF(8.54, 8.54, 8.54); Calibrated: 9/27/2016; Electronics: DAE4 Sn1453
Phantom: SAM-twin middle(20deg probe tilt)_2013_09_24; Type: QD000P40CD; Serial: 1782
Measurement SW: DASY52, Version 52.8 (8); SEMCAD X Version 14.6.10 (7331)

Test Date: 2016-12-21; Ambient Temp: 20.8; Tissue Temp: 20.9

1900 MHz System Verification

Area Scan (5x7x1): Measurement grid: dx=15mm, dy=15mm
Zoom Scan (7x7x7)/Cube 0: Measurement grid: dx=5mm, dy=5mm, dz=5mm
Power Drift = 0.00 dB
Peak SAR (extrapolated) = 19.5 W/kg
SAR(1 g) = 10.2 W/kg; SAR(10 g) = 5.31 W/kg

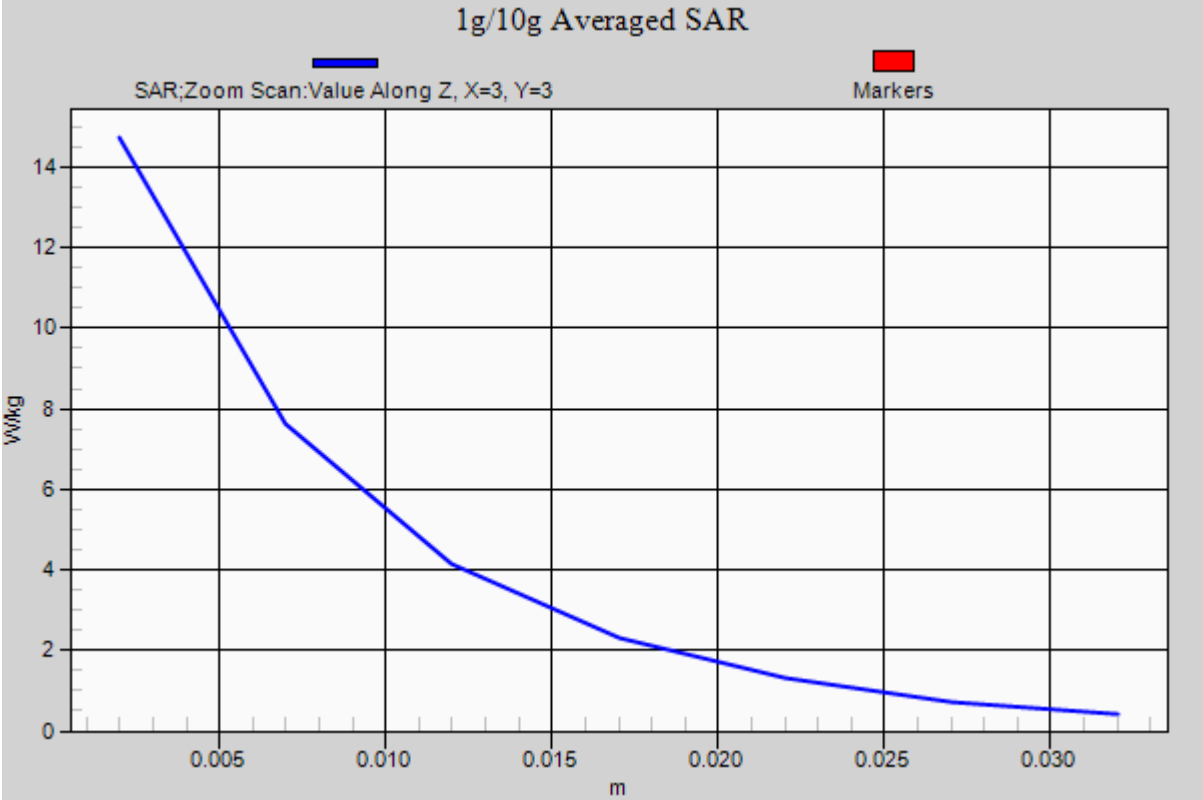

DT&C Co., Ltd.

DUT: Dipole 1900 MHz; Type: D1900V2; Serial: D1900V2 - SN:5d176

Communication System: CW (0); Frequency: 1900 MHz; Duty Cycle: 1:1
Medium parameters used: f = 1900 MHz; σ = 1.569 S/m; ε_r = 51.568; ρ = 1000 kg/m^3
Phantom section: Flat Section

DASY5 Configuration:
Probe: EX3DV4 - SN3933; ConvF(8.17, 8.17, 8.17); Calibrated: 9/27/2016; Electronics: DAE4 Sn1453
Phantom: SAM-twin middle(20deg probe tilt)_2013_09_24; Type: QD000P40CD; Serial: 1782
Measurement SW: DASY52, Version 52.8 (8); SEMCAD X Version 14.6.10 (7331)

Test Date: 2016-12-21; Ambient Temp: 20.8; Tissue Temp: 20.5

1900 MHz System Verification

Area Scan (7x10x1): Measurement grid: dx=10mm, dy=10mm
Zoom Scan (7x7x7)/Cube 0: Measurement grid: dx=5mm, dy=5mm, dz=5mm
Power Drift = -0.03 dB
Peak SAR (extrapolated) = 18.9 W/kg
SAR(1 g) = 9.99 W/kg; SAR(10 g) = 5.17 W/kg

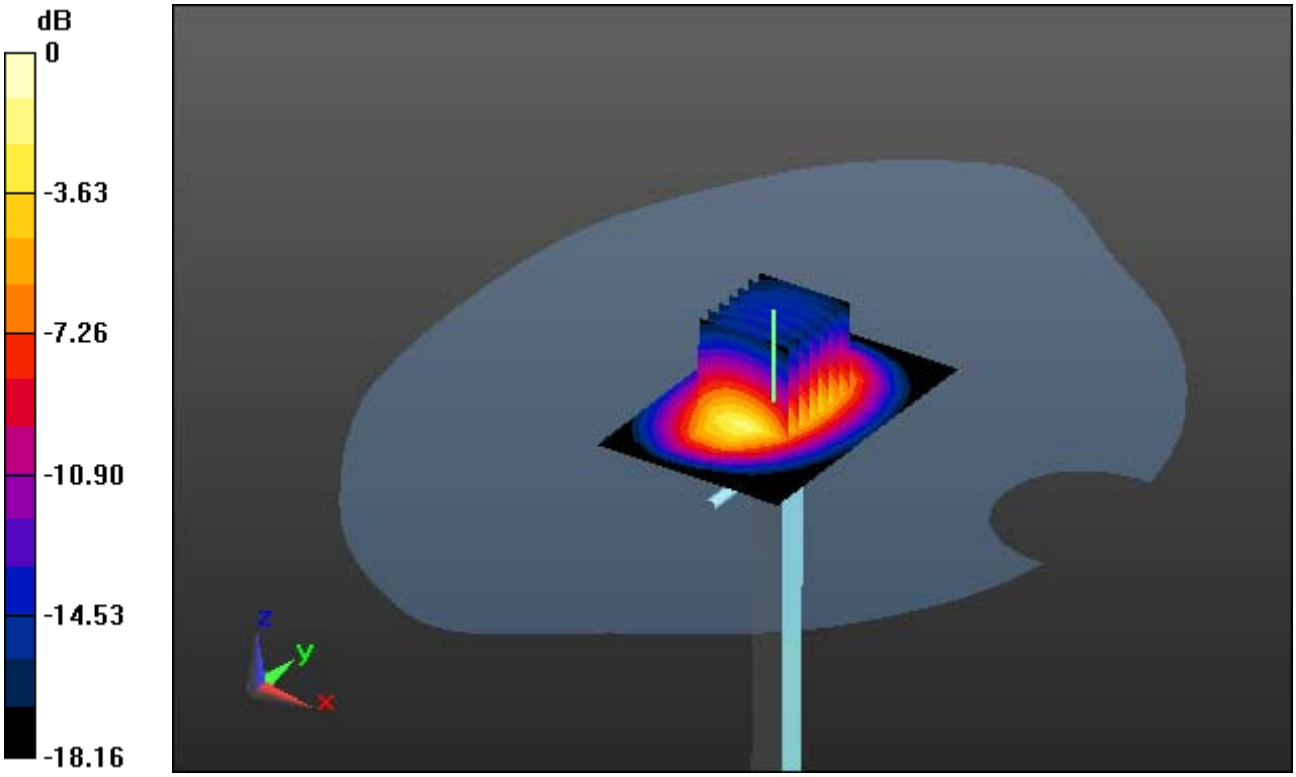

0 dB = 14.5 W/kg

DT&C Co., Ltd.

DUT: Dipole 1900 MHz; Type: D1900V2; Serial: D1900V2 - SN:5d176

Communication System: CW (0); Frequency: 1900 MHz; Duty Cycle: 1:1
Medium parameters used: f = 1900 MHz; σ = 1.569 S/m; ε_r = 51.568; ρ = 1000 kg/m^3
Phantom section: Flat Section

DASY5 Configuration:
Probe: EX3DV4 - SN3933; ConvF(8.17, 8.17, 8.17); Calibrated: 9/27/2016; Electronics: DAE4 Sn1453
Phantom: SAM-twin middle(20deg probe tilt)_2013_09_24; Type: QD000P40CD; Serial: 1782
Measurement SW: DASY52, Version 52.8 (8); SEMCAD X Version 14.6.10 (7331)

Test Date: 2016-12-21; Ambient Temp: 20.8; Tissue Temp: 20.5

1900 MHz System Verification

Area Scan (7x10x1): Measurement grid: dx=10mm, dy=10mm
Zoom Scan (7x7x7)/Cube 0: Measurement grid: dx=5mm, dy=5mm, dz=5mm
Power Drift = -0.03 dB
Peak SAR (extrapolated) = 18.9 W/kg
SAR(1 g) = 9.99 W/kg; SAR(10 g) = 5.17 W/kg

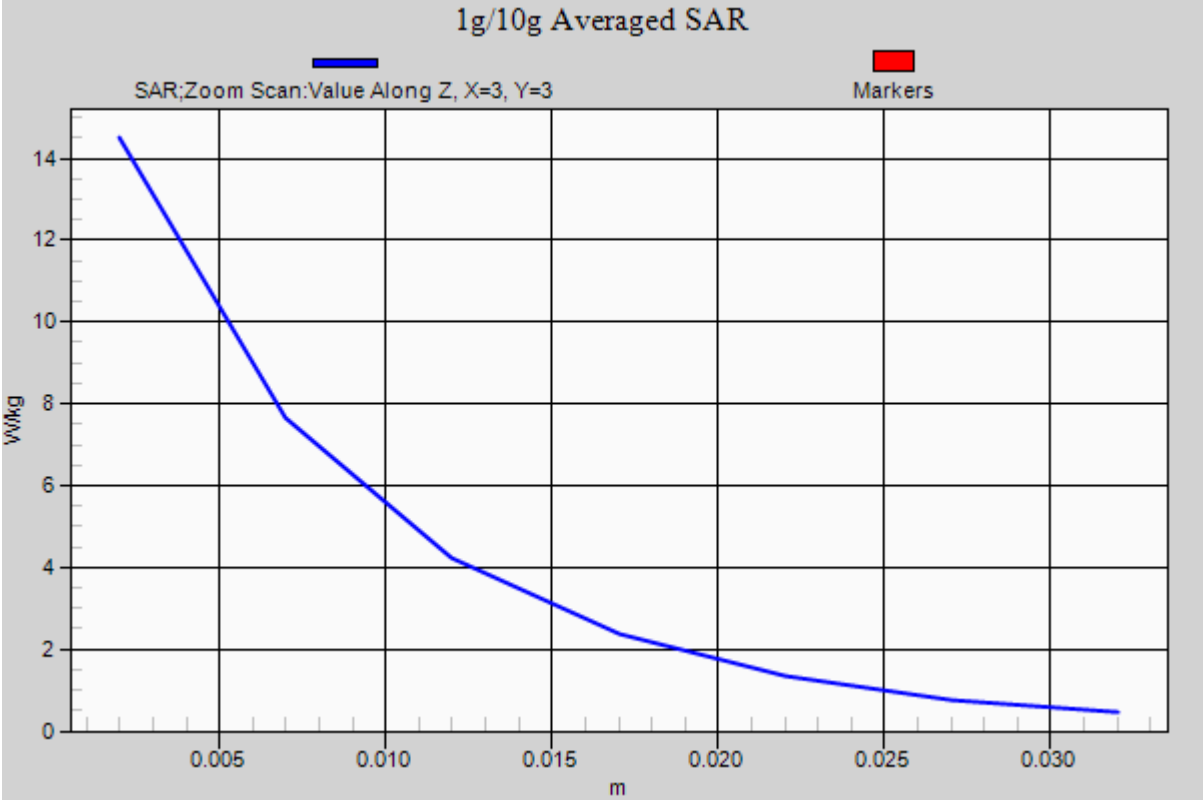

DT&C Co., Ltd.

DUT: Dipole 835 MHz; Type: D835V2; Serial: D835V2 - SN:4d159

Communication System: CW (0); Frequency: 835 MHz; Duty Cycle: 1:1
Medium parameters used: f = 835 MHz; σ = 0.877 S/m; ε_r = 40.376; ρ = 1000 kg/m^3
Phantom section: Flat Section

DASY5 Configuration:
Probe: EX3DV4 - SN3933; ConvF(10.48, 10.48, 10.48); Calibrated: 9/27/2016; Electronics: DAE4 Sn1453
Phantom: SAM-twin right (20deg probe tilt)_2013_09_24; Type: QD000P40CD; Serial: TP:1783
Measurement SW: DASY52, Version 52.8 (8); SEMCAD X Version 14.6.10 (7331)

Test Date: 2016-12-12; Ambient Temp: 20.9; Tissue Temp: 20.8

835 MHz System Verification

Area Scan (5x12x1): Measurement grid: dx=15mm, dy=15mm
Zoom Scan (7x7x7)/Cube 0: Measurement grid: dx=5mm, dy=5mm, dz=5mm
Power Drift = -0.00 dB
Peak SAR (extrapolated) = 3.56 W/kg
SAR(1 g) = 2.31 W/kg; SAR(10 g) = 1.46 W/kg

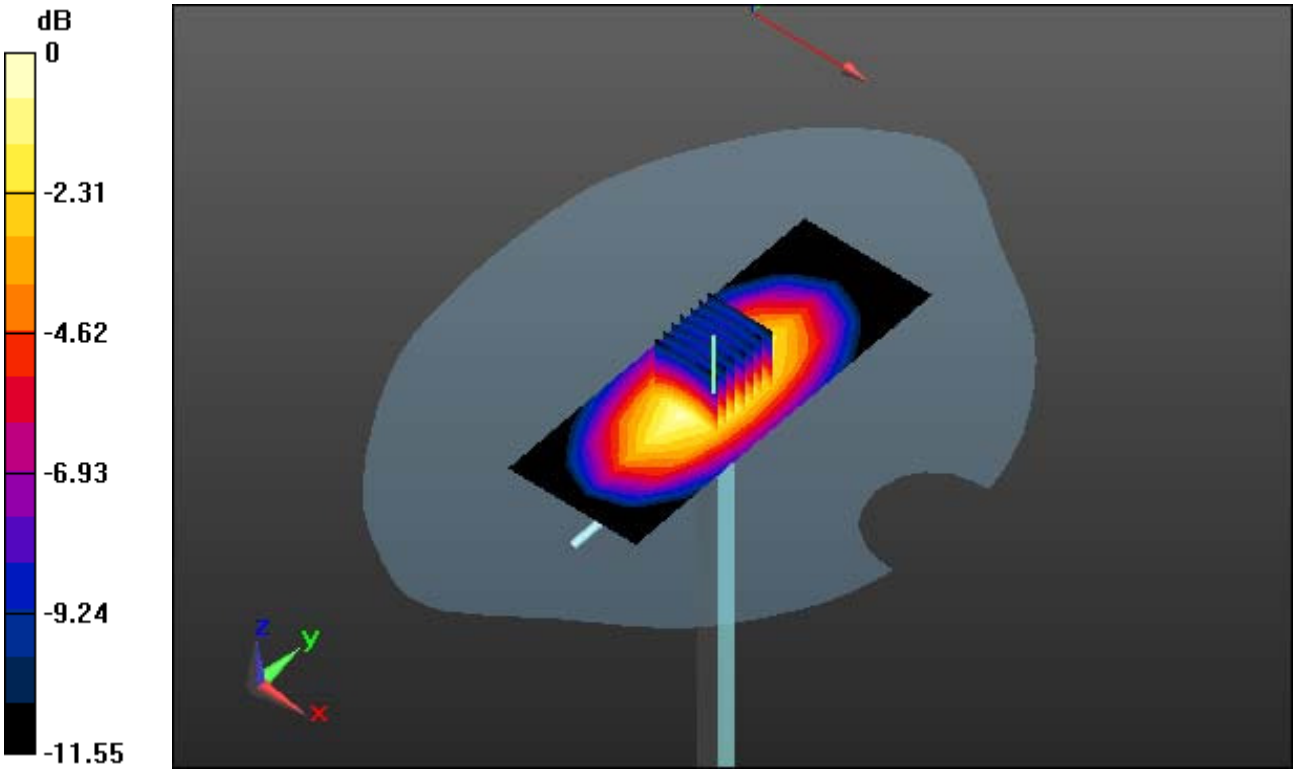

0 dB = 2.50 W/kg

DT&C Co., Ltd.

DUT: Dipole 835 MHz; Type: D835V2; Serial: D835V2 - SN:4d159

Communication System: CW (0); Frequency: 835 MHz; Duty Cycle: 1:1
Medium parameters used: f = 835 MHz; σ = 0.877 S/m; ε_r = 40.376; ρ = 1000 kg/m^3
Phantom section: Flat Section

DASY5 Configuration:
Probe: EX3DV4 - SN3933; ConvF(10.48, 10.48, 10.48); Calibrated: 9/27/2016; Electronics: DAE4 Sn1453
Phantom: SAM-twin right (20deg probe tilt)_2013_09_24; Type: QD000P40CD; Serial: TP:1783
Measurement SW: DASY52, Version 52.8 (8); SEMCAD X Version 14.6.10 (7331)

Test Date: 2016-12-12; Ambient Temp: 20.9; Tissue Temp: 20.8

835 MHz System Verification

Area Scan (5x12x1): Measurement grid: dx=15mm, dy=15mm
Zoom Scan (7x7x7)/Cube 0: Measurement grid: dx=5mm, dy=5mm, dz=5mm
Power Drift = -0.00 dB
Peak SAR (extrapolated) = 3.56 W/kg
SAR(1 g) = 2.31 W/kg; SAR(10 g) = 1.46 W/kg

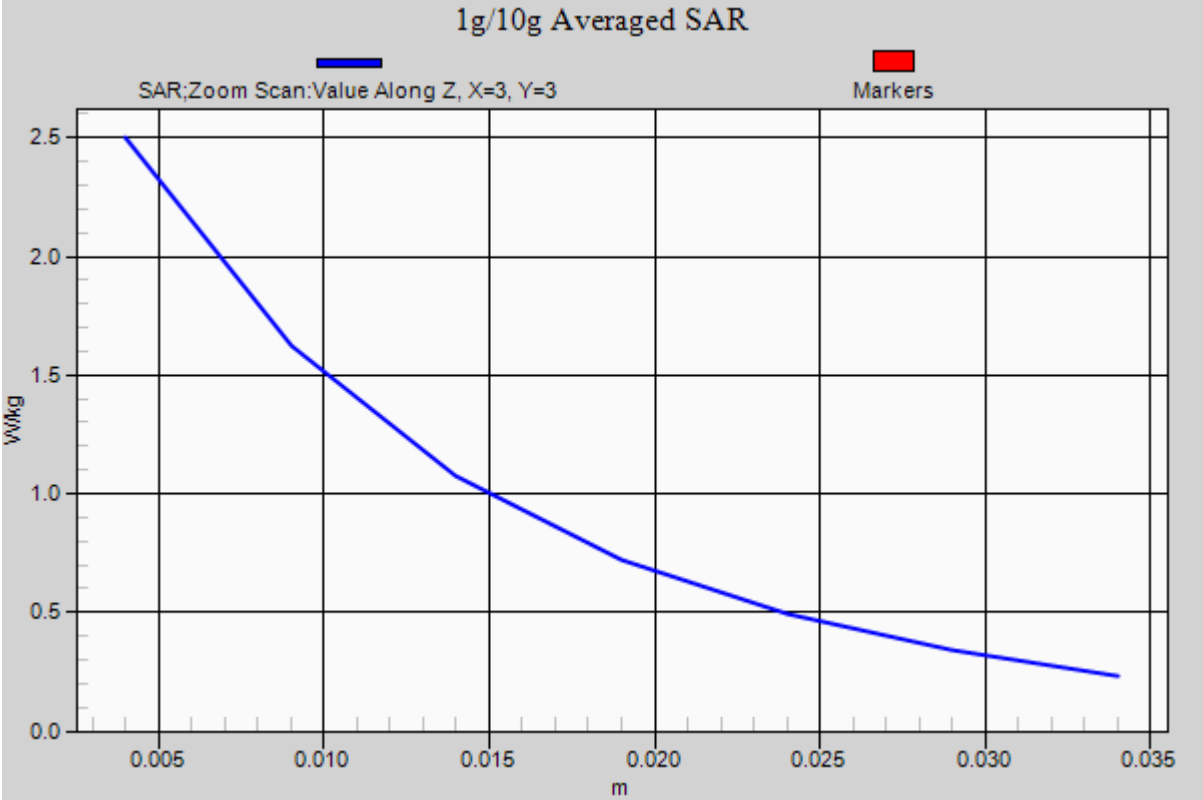

DT&C Co., Ltd.

DUT: Dipole 835 MHz; Type: D835V2; Serial: D835V2 - SN:4d159

Communication System: CW (0); Frequency: 835 MHz; Duty Cycle: 1:1
Medium parameters used: f = 835 MHz; σ = 0.999 S/m; ε_r = 53.759; ρ = 1000 kg/m^3
Phantom section: Flat Section

DASY5 Configuration:
Probe: EX3DV4 - SN3933; ConvF(10.47, 10.47, 10.47); Calibrated: 9/27/2016; Electronics: DAE4 Sn1453
Phantom: SAM-twin right (20deg probe tilt)_2013_09_24; Type: QD000P40CD; Serial: TP:1783
Measurement SW: DASY52, Version 52.8 (8); SEMCAD X Version 14.6.10 (7331)

Test Date: 2016-12-12; Ambient Temp: 20.9; Tissue Temp: 20.7

835 MHz System Verification

Area Scan (6x13x1): Measurement grid: dx=15mm, dy=15mm
Zoom Scan (7x7x7)/Cube 0: Measurement grid: dx=5mm, dy=5mm, dz=5mm
Power Drift = -0.03 dB
Peak SAR (extrapolated) = 3.39 W/kg
SAR(1 g) = 2.26 W/kg; SAR(10 g) = 1.46 W/kg

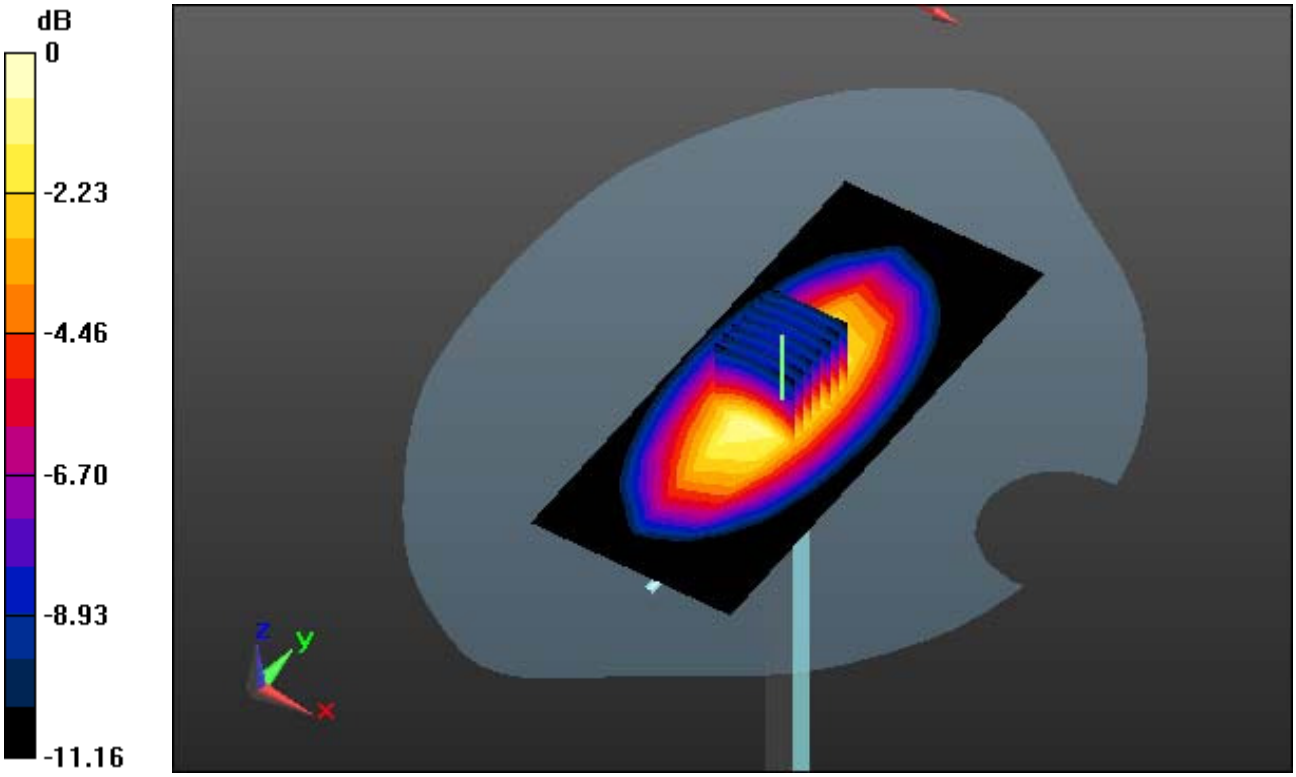

0 dB = 2.88 W/kg

DT&C Co., Ltd.

DUT: Dipole 835 MHz; Type: D835V2; Serial: D835V2 - SN:4d159

Communication System: CW (0); Frequency: 835 MHz; Duty Cycle: 1:1
Medium parameters used: f = 835 MHz; σ = 0.999 S/m; ε_r = 53.759; ρ = 1000 kg/m^3
Phantom section: Flat Section

DASY5 Configuration:
Probe: EX3DV4 - SN3933; ConvF(10.47, 10.47, 10.47); Calibrated: 9/27/2016; Electronics: DAE4 Sn1453
Phantom: SAM-twin right (20deg probe tilt)_2013_09_24; Type: QD000P40CD; Serial: TP:1783
Measurement SW: DASY52, Version 52.8 (8); SEMCAD X Version 14.6.10 (7331)

Test Date: 2016-12-12; Ambient Temp: 20.9; Tissue Temp: 20.7

835 MHz System Verification

Area Scan (6x13x1): Measurement grid: dx=15mm, dy=15mm
Zoom Scan (7x7x7)/Cube 0: Measurement grid: dx=5mm, dy=5mm, dz=5mm
Power Drift = -0.03 dB
Peak SAR (extrapolated) = 3.39 W/kg
SAR(1 g) = 2.26 W/kg; SAR(10 g) = 1.46 W/kg

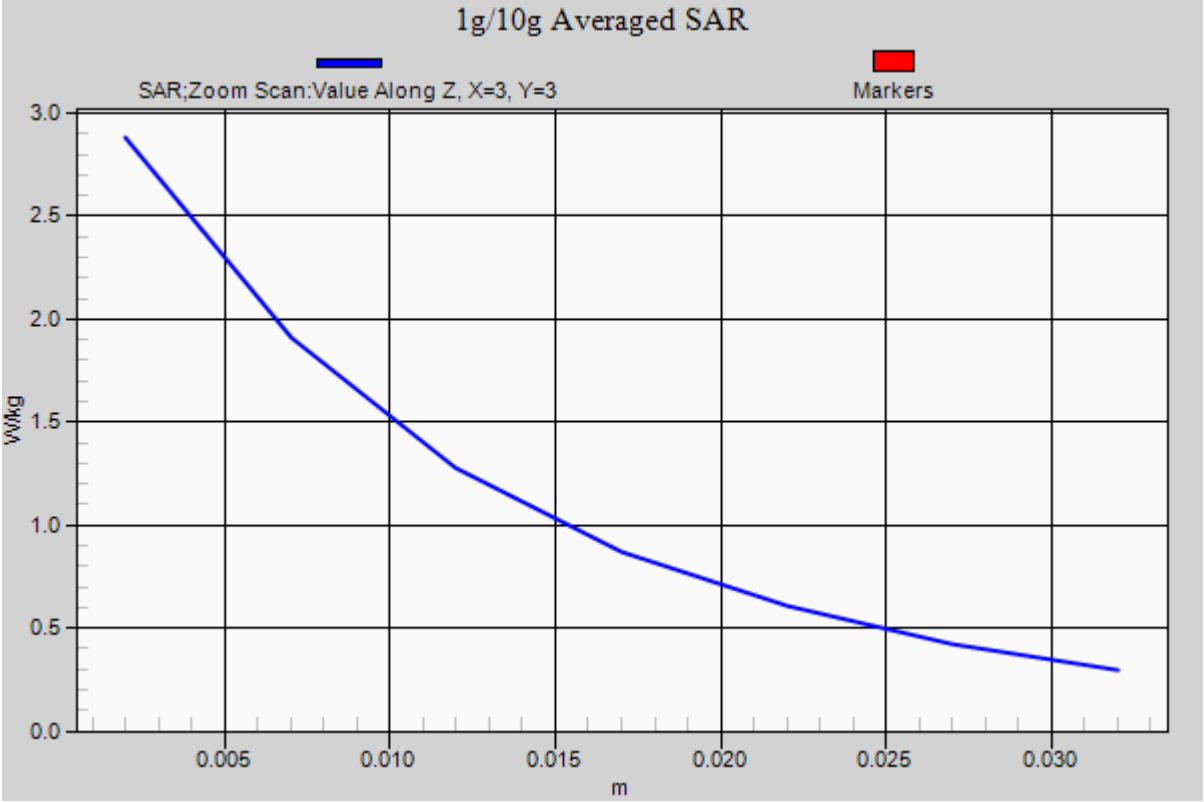

DT&C Co., Ltd.

DUT: Dipole 750 MHz; Type: D750V3; Serial: D750V3 - SN:1049

Communication System: CW (0); Frequency: 750 MHz; Duty Cycle: 1:1
Medium parameters used: f = 750 MHz; σ = 0.897 S/m; ε_r = 40.569; ρ = 1000 kg/m^3
Phantom section: Flat Section

DASY5 Configuration:
Probe: EX3DV4 - SN3933; ConvF(11, 11, 11); Calibrated: 9/27/2016; Electronics: DAE4 Sn1453
Phantom: SAM-twin right (20deg probe tilt)_2013_09_24; Type: QD000P40CD; Serial: TP:1783
Measurement SW: DASY52, Version 52.8 (8); SEMCAD X Version 14.6.10 (7331)

Test Date: 2016-12-22; Ambient Temp: 20.5; Tissue Temp: 20.7

750 MHz System Verification

Area Scan (6x15x1): Measurement grid: dx=15mm, dy=15mm
Zoom Scan (7x7x7)/Cube 0: Measurement grid: dx=5mm, dy=5mm, dz=5mm
Power Drift = -0.04 dB
Peak SAR (extrapolated) = 2.90 W/kg
SAR(1 g) = 1.93 W/kg; SAR(10 g) = 1.27 W/kg

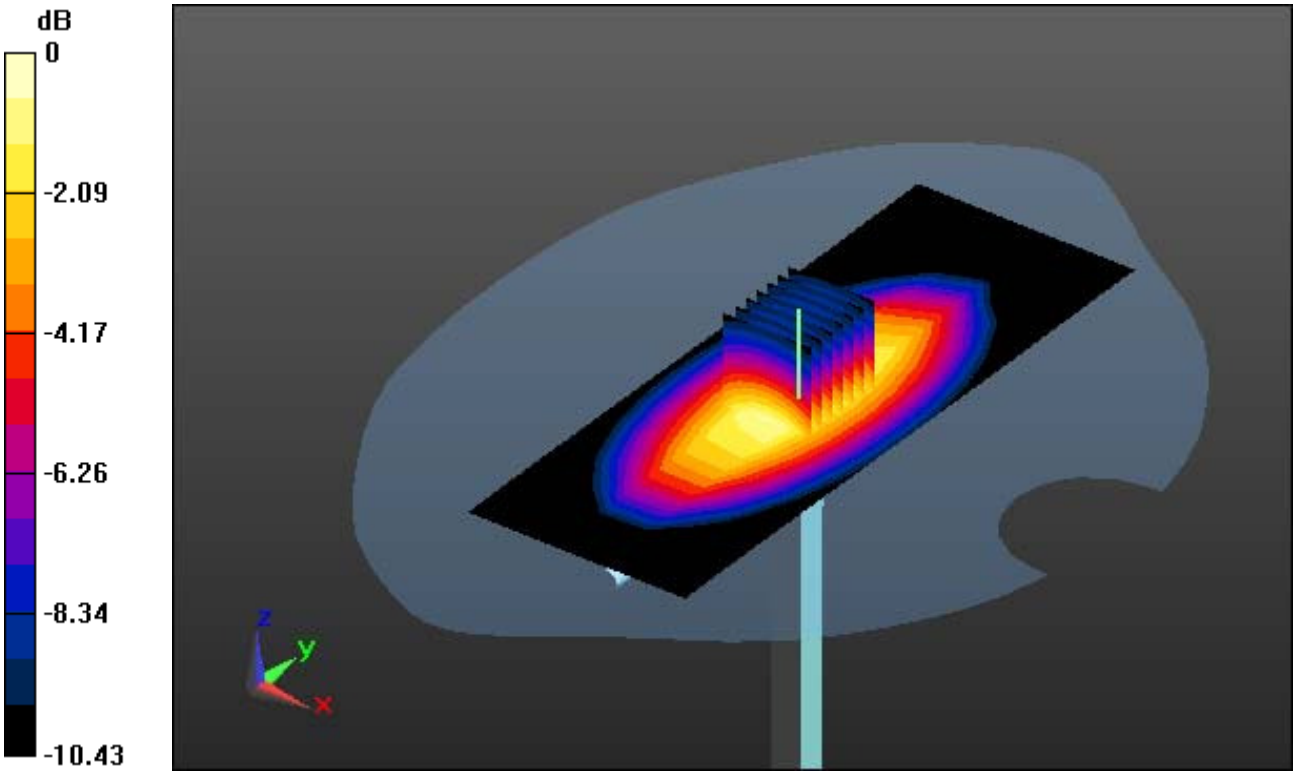

0 dB = 2.46 W/kg

DT&C Co., Ltd.

DUT: Dipole 750 MHz; Type: D750V3; Serial: D750V3 - SN:1049

Communication System: CW (0); Frequency: 750 MHz; Duty Cycle: 1:1
Medium parameters used: f = 750 MHz; σ = 0.897 S/m; ε_r = 40.569; ρ = 1000 kg/m^3
Phantom section: Flat Section

DASY5 Configuration:
Probe: EX3DV4 - SN3933; ConvF(11, 11, 11); Calibrated: 9/27/2016; Electronics: DAE4 Sn1453
Phantom: SAM-twin right (20deg probe tilt)_2013_09_24; Type: QD000P40CD; Serial: TP:1783
Measurement SW: DASY52, Version 52.8 (8); SEMCAD X Version 14.6.10 (7331)

Test Date: 2016-12-22; Ambient Temp: 20.5; Tissue Temp: 20.7

750 MHz System Verification

Area Scan (6x15x1): Measurement grid: dx=15mm, dy=15mm
Zoom Scan (7x7x7)/Cube 0: Measurement grid: dx=5mm, dy=5mm, dz=5mm
Power Drift = -0.04 dB
Peak SAR (extrapolated) = 2.90 W/kg
SAR(1 g) = 1.93 W/kg; SAR(10 g) = 1.27 W/kg

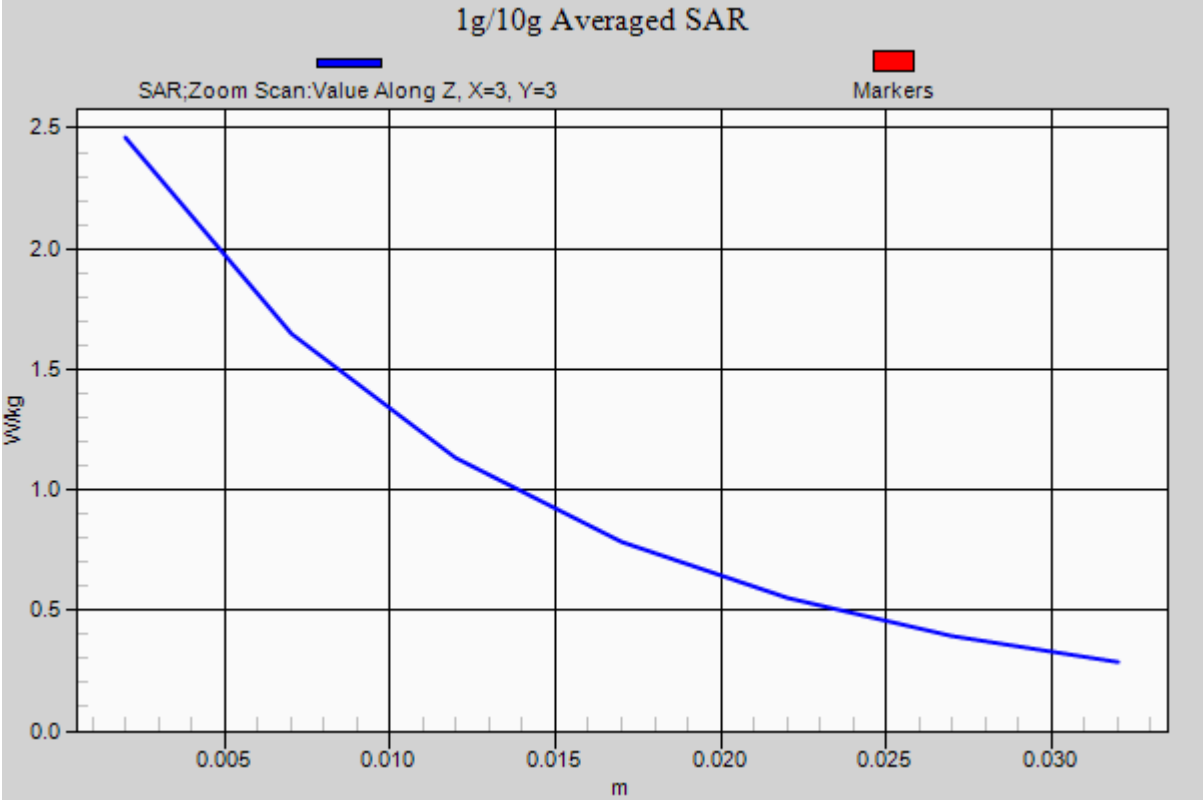

DT&C Co., Ltd.

DUT: Dipole 750 MHz; Type: D750V3; Serial: D750V3 - SN:1049

Communication System: CW (0); Frequency: 750 MHz; Duty Cycle: 1:1
Medium parameters used: f = 750 MHz; σ = 0.969 S/m; ε_r = 56.45; ρ = 1000 kg/m^3
Phantom section: Flat Section

DASY5 Configuration:
Probe: EX3DV4 - SN3933; ConvF(10.82, 10.82, 10.82); Calibrated: 9/27/2016; Electronics: DAE4 Sn1453
Phantom: SAM-twin right (20deg probe tilt)_2013_09_24; Type: QD000P40CD; Serial: TP:1783
Measurement SW: DASY52, Version 52.8 (8); SEMCAD X Version 14.6.10 (7331)

Test Date: 2016-12-22; Ambient Temp: 20.5; Tissue Temp: 20.4

750 MHz System Verification

Area Scan (6x15x1): Measurement grid: dx=15mm, dy=15mm
Zoom Scan (7x7x7)/Cube 0: Measurement grid: dx=5mm, dy=5mm, dz=5mm
Power Drift = -0.01 dB
Peak SAR (extrapolated) = 3.18 W/kg
SAR(1 g) = 2.12 W/kg; SAR(10 g) = 1.39 W/kg

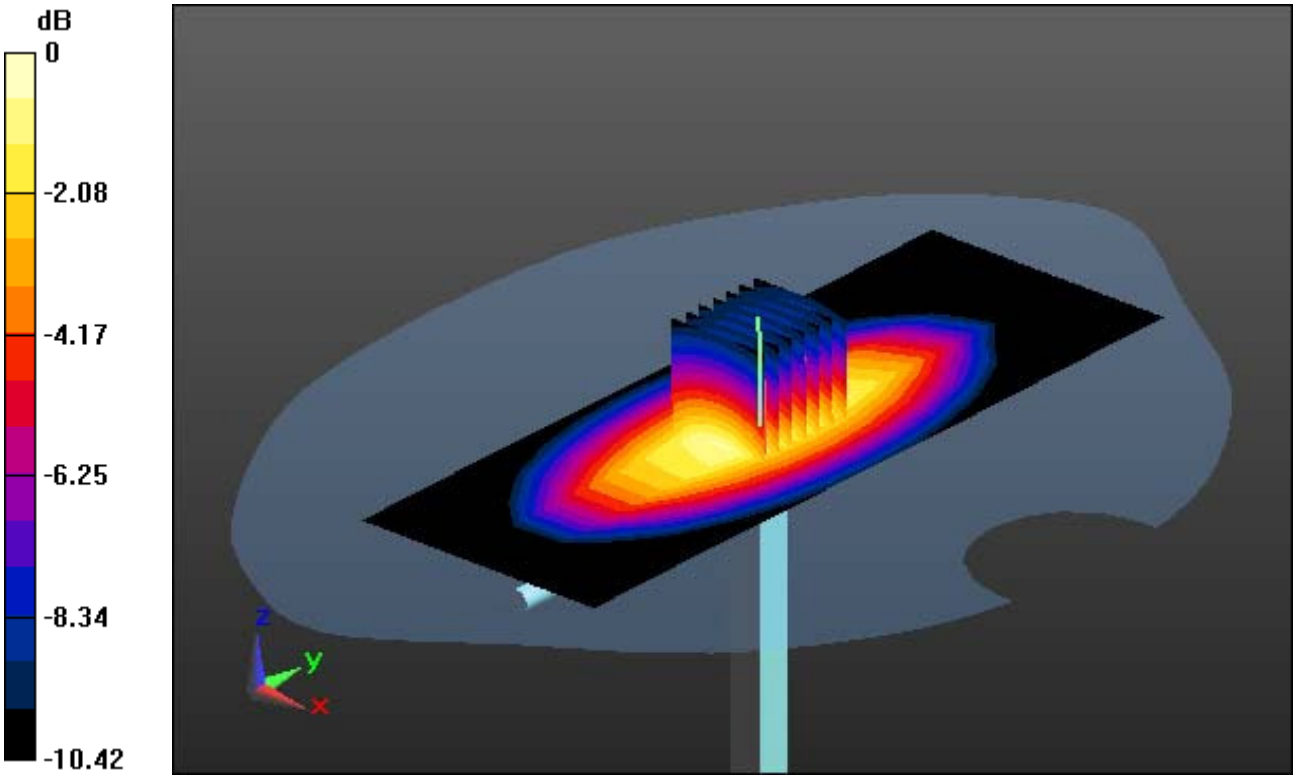

0 dB = 2.70 W/kg

DT&C Co., Ltd.

DUT: Dipole 750 MHz; Type: D750V3; Serial: D750V3 - SN:1049

Communication System: CW (0); Frequency: 750 MHz; Duty Cycle: 1:1
Medium parameters used: f = 750 MHz; σ = 0.969 S/m; ε_r = 56.45; ρ = 1000 kg/m^3
Phantom section: Flat Section

DASY5 Configuration:
Probe: EX3DV4 - SN3933; ConvF(10.82, 10.82, 10.82); Calibrated: 9/27/2016; Electronics: DAE4 Sn1453
Phantom: SAM-twin right (20deg probe tilt)_2013_09_24; Type: QD000P40CD; Serial: TP:1783
Measurement SW: DASY52, Version 52.8 (8); SEMCAD X Version 14.6.10 (7331)

Test Date: 2016-12-22; Ambient Temp: 20.5; Tissue Temp: 20.4

750 MHz System Verification

Area Scan (6x15x1): Measurement grid: dx=15mm, dy=15mm
Zoom Scan (7x7x7)/Cube 0: Measurement grid: dx=5mm, dy=5mm, dz=5mm
Power Drift = -0.01 dB
Peak SAR (extrapolated) = 3.18 W/kg
SAR(1 g) = 2.12 W/kg; SAR(10 g) = 1.39 W/kg

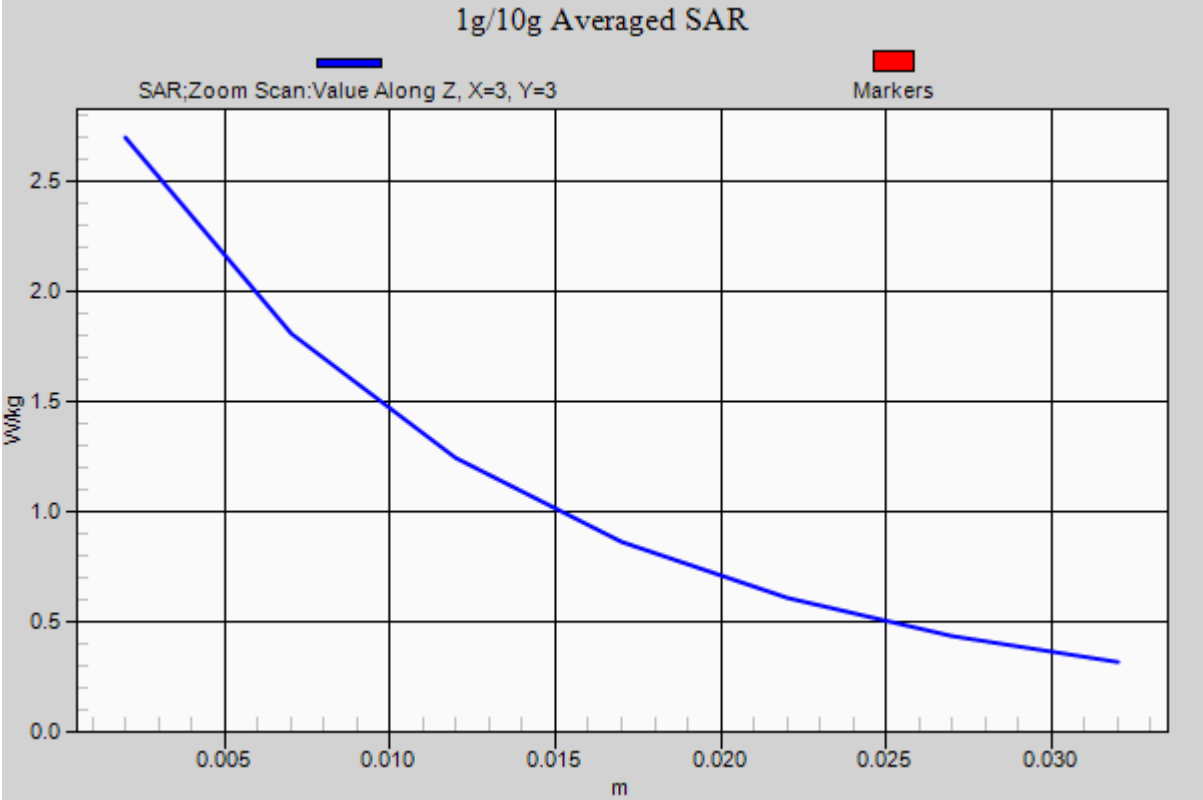

DT&C Co., Ltd.

DUT: Dipole 2450 MHz; Type: D2450V2; Serial: D2450V2 - SN:920

Communication System: CW (0); Frequency: 2450 MHz; Duty Cycle: 1:1
Medium parameters used: f = 2450 MHz; σ = 1.825 S/m; ε_r = 39.091; ρ = 1000 kg/m^3
Phantom section: Flat Section

DASY5 Configuration:
Probe: EX3DV4 - SN3933; ConvF(7.55, 7.55, 7.55); Calibrated: 9/27/2016; Electronics: DAE4 Sn1453
Phantom: SAM-twin middle(20deg probe tilt)_2013_09_24; Type: QD000P40CD; Serial: 1782
Measurement SW: DASY52, Version 52.8 (8); SEMCAD X Version 14.6.10 (7331)

Test Date: 2016-12-23; Ambient Temp: 21.2; Tissue Temp: 21.0

2450 MHz System Verification

Area Scan (7x10x1): Measurement grid: dx=10mm, dy=10mm
Zoom Scan (7x7x7)/Cube 0: Measurement grid: dx=5mm, dy=5mm, dz=5mm
Power Drift = -0.07 dB
Peak SAR (extrapolated) = 27.8 W/kg
SAR(1 g) = 12.7 W/kg; SAR(10 g) = 5.8 W/kg

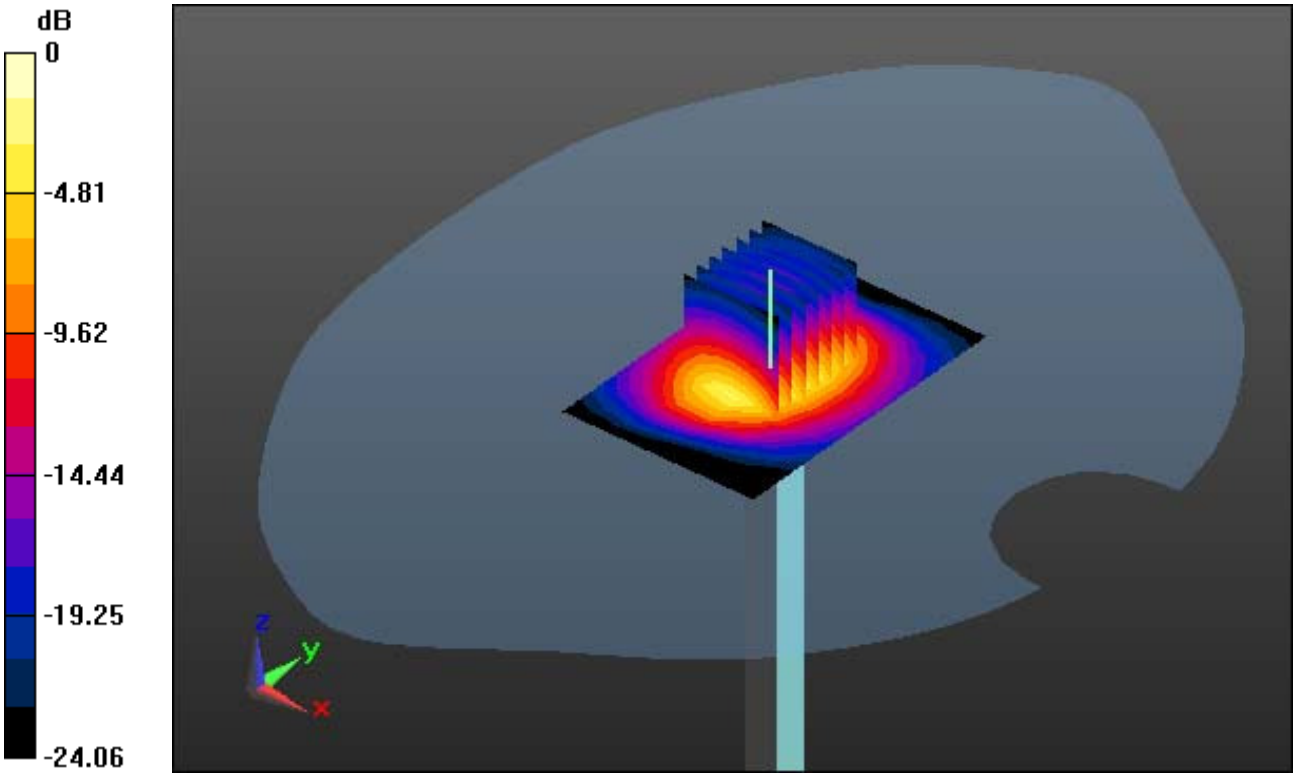

0 dB = 19.9 W/kg

DT&C Co., Ltd.

DUT: Dipole 2450 MHz; Type: D2450V2; Serial: D2450V2 - SN:920

Communication System: CW (0); Frequency: 2450 MHz; Duty Cycle: 1:1
Medium parameters used: f = 2450 MHz; σ = 1.825 S/m; ε_r = 39.091; ρ = 1000 kg/m^3
Phantom section: Flat Section

DASY5 Configuration:
Probe: EX3DV4 - SN3933; ConvF(7.55, 7.55, 7.55); Calibrated: 9/27/2016; Electronics: DAE4 Sn1453
Phantom: SAM-twin middle(20deg probe tilt)_2013_09_24; Type: QD000P40CD; Serial: 1782
Measurement SW: DASY52, Version 52.8 (8); SEMCAD X Version 14.6.10 (7331)

Test Date: 2016-12-23; Ambient Temp: 21.2; Tissue Temp: 21.0

2450 MHz System Verification

Area Scan (7x10x1): Measurement grid: dx=10mm, dy=10mm
Zoom Scan (7x7x7)/Cube 0: Measurement grid: dx=5mm, dy=5mm, dz=5mm
Power Drift = -0.07 dB
Peak SAR (extrapolated) = 27.8 W/kg
SAR(1 g) = 12.7 W/kg; SAR(10 g) = 5.8 W/kg

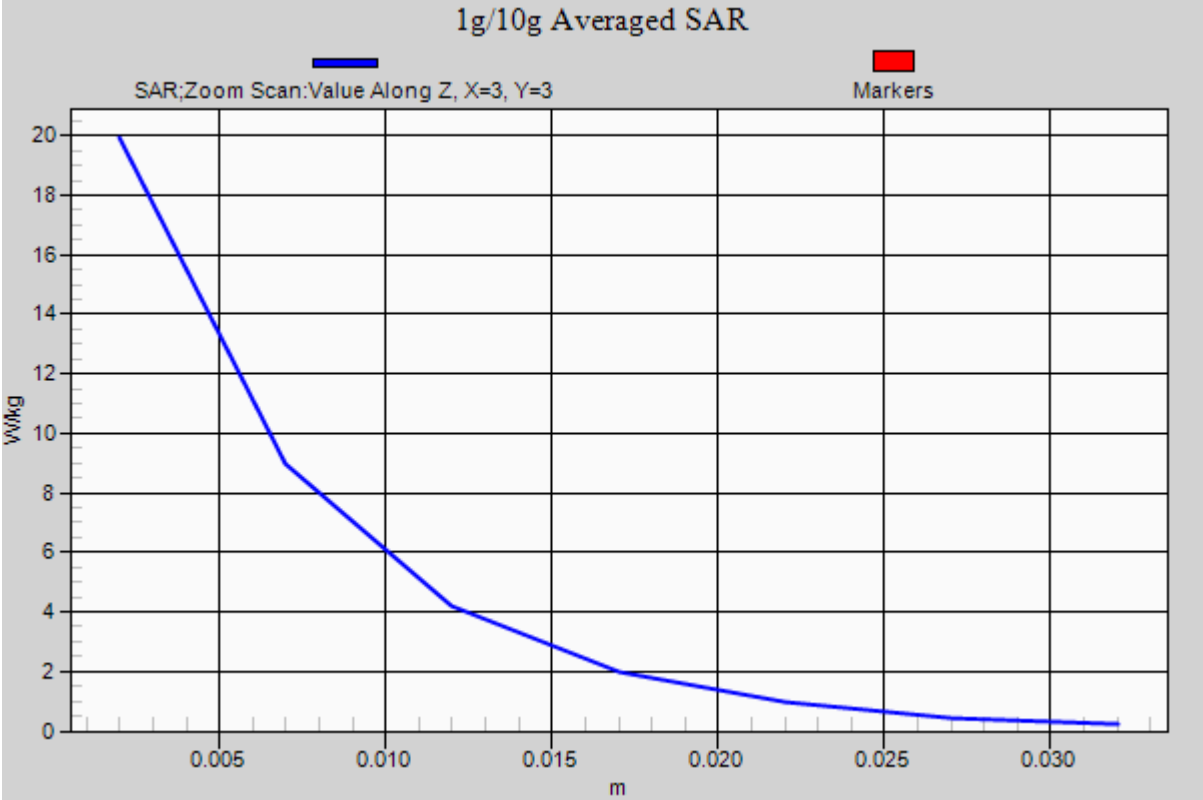

DT&C Co., Ltd.

DUT: Dipole 2450 MHz; Type: D2450V2; Serial: D2450V2 - SN:920

Communication System: CW (0); Frequency: 2450 MHz; Duty Cycle: 1:1
Medium parameters used: f = 2450 MHz; σ = 1.931 S/m; ε_r = 51.5; ρ = 1000 kg/m^3
Phantom section: Flat Section

DASY5 Configuration:
Probe: EX3DV4 - SN3933; ConvF(7.59, 7.59, 7.59); Calibrated: 9/27/2016; Electronics: DAE4 Sn1453
Phantom: SAM-twin middle(20deg probe tilt)_2013_09_24; Type: QD000P40CD; Serial: 1782
Measurement SW: DASY52, Version 52.8 (8); SEMCAD X Version 14.6.10 (7331)

Test Date: 2016-12-23; Ambient Temp: 21.2; Tissue Temp: 21.1

2450 MHz System Verification

Area Scan (7x10x1): Measurement grid: dx=10mm, dy=10mm
Zoom Scan (7x7x7)/Cube 0: Measurement grid: dx=5mm, dy=5mm, dz=5mm
Power Drift = -0.02 dB
Peak SAR (extrapolated) = 28.2 W/kg
SAR(1 g) = 13.1 W/kg; SAR(10 g) = 5.95 W/kg

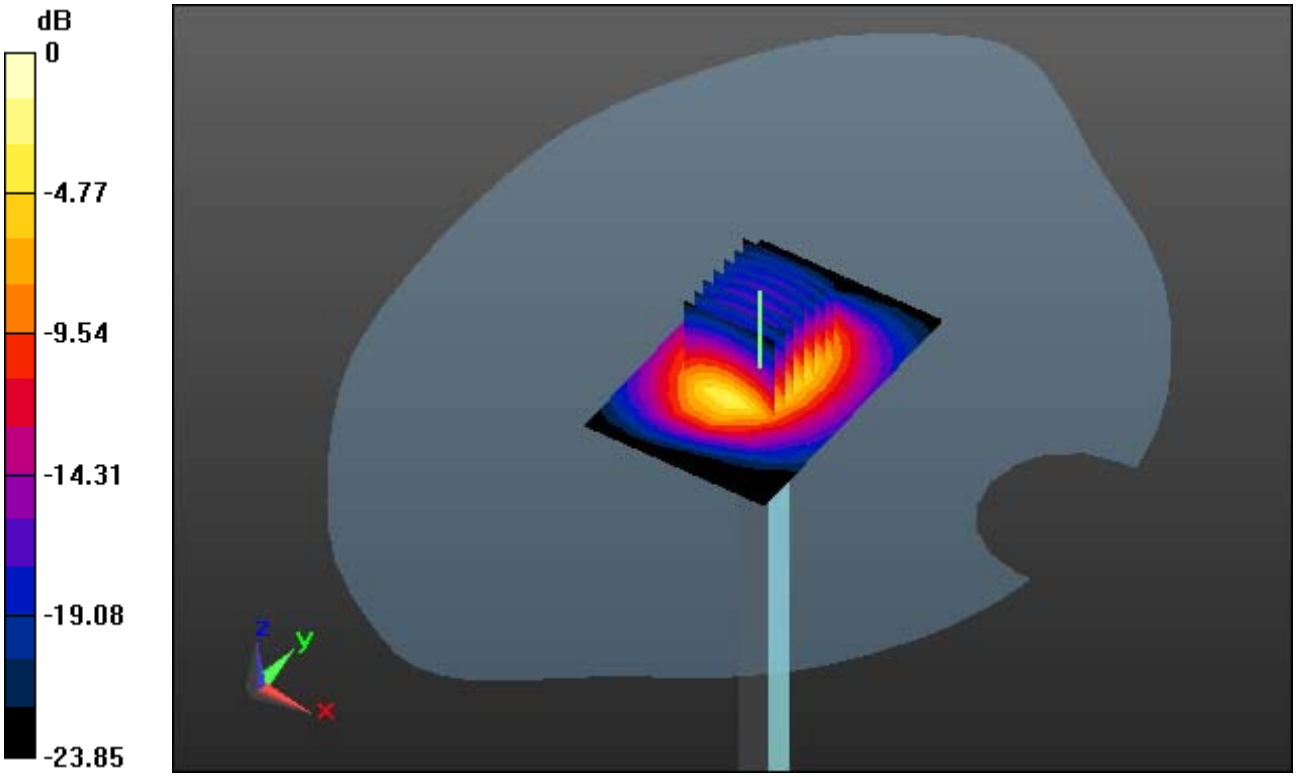

0 dB = 20.4 W/kg

DT&C Co., Ltd.

DUT: Dipole 2450 MHz; Type: D2450V2; Serial: D2450V2 - SN:920

Communication System: CW (0); Frequency: 2450 MHz; Duty Cycle: 1:1
Medium parameters used: f = 2450 MHz; σ = 1.931 S/m; ε_r = 51.5; ρ = 1000 kg/m^3
Phantom section: Flat Section

DASY5 Configuration:
Probe: EX3DV4 - SN3933; ConvF(7.59, 7.59, 7.59); Calibrated: 9/27/2016; Electronics: DAE4 Sn1453
Phantom: SAM-twin middle(20deg probe tilt)_2013_09_24; Type: QD000P40CD; Serial: 1782
Measurement SW: DASY52, Version 52.8 (8); SEMCAD X Version 14.6.10 (7331)

Test Date: 2016-12-23; Ambient Temp: 21.2; Tissue Temp: 21.1

2450 MHz System Verification

Area Scan (7x10x1): Measurement grid: dx=10mm, dy=10mm
Zoom Scan (7x7x7)/Cube 0: Measurement grid: dx=5mm, dy=5mm, dz=5mm
Power Drift = -0.02 dB
Peak SAR (extrapolated) = 28.2 W/kg
SAR(1 g) = 13.1 W/kg; SAR(10 g) = 5.95 W/kg

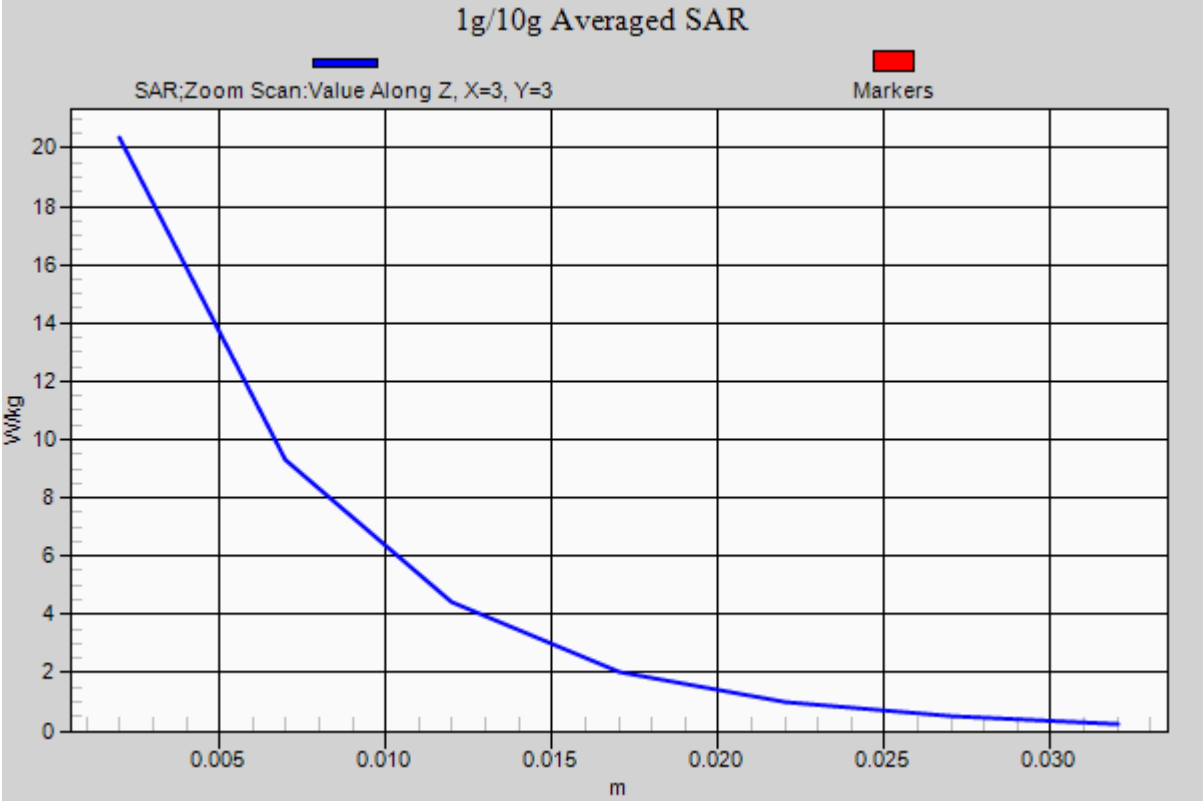

DT&C Co., Ltd.

DUT: Dipole 5000 MHz; Type: D5GHzV2; Serial: D5GHzV2 - SN:1212

Communication System: CW (0); Frequency: 5300 MHz; Duty Cycle: 1:1
Medium parameters used: f = 5300 MHz; σ = 4.859 S/m; ε_r = 36.469; ρ = 1000 kg/m^3
Phantom section: Flat Section

DASY5 Configuration:
Probe: EX3DV4 - SN3933; ConvF(5.11, 5.11, 5.11); Calibrated: 9/27/2016; Electronics: DAE4 Sn1453
Phantom: SAM-twin middle(20deg probe tilt)_2013_09_24; Type: QD000P40CD; Serial: 1782
Measurement SW: DASY52, Version 52.8 (8); SEMCAD X Version 14.6.10 (7331)

Test Date: 2016-12-26; Ambient Temp: 20.8; Tissue Temp: 20.6

5300 MHz System Verification

Area Scan (7x8x1): Measurement grid: dx=10mm, dy=10mm
Zoom Scan (7x7x12)/Cube 0: Measurement grid: dx=4mm, dy=4mm, dz=2mm
Power Drift = 0.02 dB
Peak SAR (extrapolated) = 36.0 W/kg
SAR(1 g) = 8.41 W/kg; SAR(10 g) = 2.39 W/kg

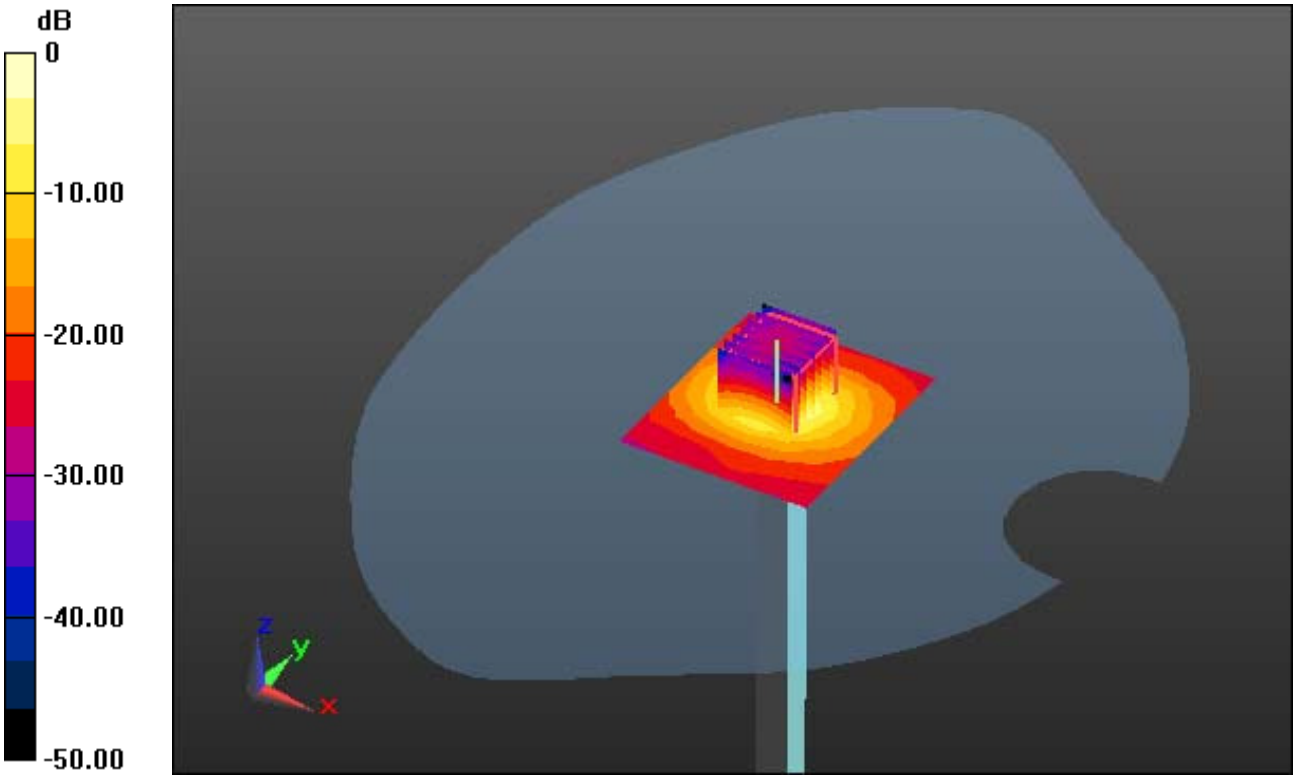

0 dB = 17.6 W/kg

DT&C Co., Ltd.

DUT: Dipole 5000 MHz; Type: D5GHzV2; Serial: D5GHzV2 - SN:1212

Communication System: CW (0); Frequency: 5300 MHz; Duty Cycle: 1:1
Medium parameters used: f = 5300 MHz; σ = 4.859 S/m; ε_r = 36.469; ρ = 1000 kg/m^3
Phantom section: Flat Section

DASY5 Configuration:
Probe: EX3DV4 - SN3933; ConvF(5.11, 5.11, 5.11); Calibrated: 9/27/2016; Electronics: DAE4 Sn1453
Phantom: SAM-twin middle(20deg probe tilt)_2013_09_24; Type: QD000P40CD; Serial: 1782
Measurement SW: DASY52, Version 52.8 (8); SEMCAD X Version 14.6.10 (7331)

Test Date: 2016-12-26; Ambient Temp: 20.8; Tissue Temp: 20.6

5300 MHz System Verification

Area Scan (7x8x1): Measurement grid: dx=10mm, dy=10mm
Zoom Scan (7x7x12)/Cube 0: Measurement grid: dx=4mm, dy=4mm, dz=2mm
Power Drift = 0.02 dB
Peak SAR (extrapolated) = 36.0 W/kg
SAR(1 g) = 8.41 W/kg; SAR(10 g) = 2.39 W/kg

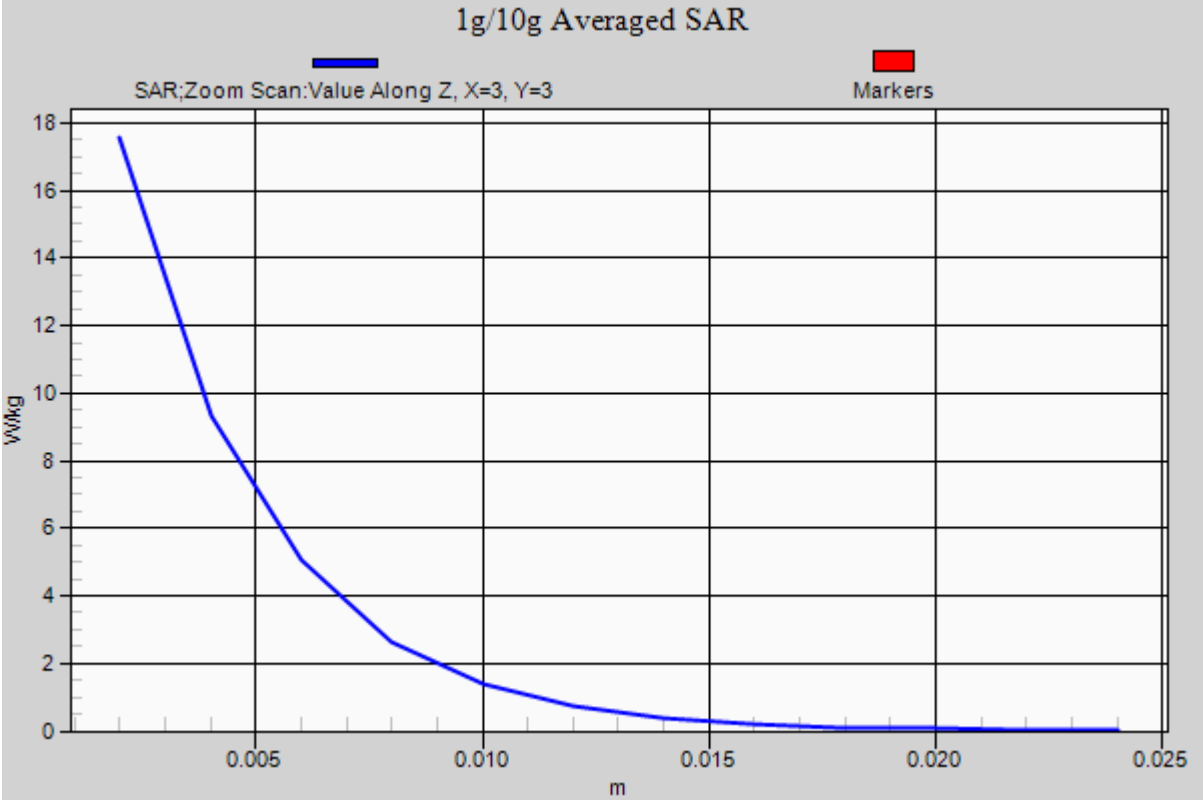

DT&C Co., Ltd.

DUT: Dipole 5000 MHz; Type: D5GHzV2; Serial: D5GHzV2 - SN:1212

Communication System: CW (0); Frequency: 5300 MHz; Duty Cycle: 1:1
Medium parameters used: f = 5300 MHz; σ = 5.54 S/m; ε_r = 48.358; ρ = 1000 kg/m^3
Phantom section: Flat Section

DASY5 Configuration:
Probe: EX3DV4 - SN3933; ConvF(4.49, 4.49, 4.49); Calibrated: 9/27/2016; Electronics: DAE4 Sn1453
Phantom: SAM-twin middle(20deg probe tilt)_2013_09_24; Type: QD000P40CD; Serial: 1782
Measurement SW: DASY52, Version 52.8 (8); SEMCAD X Version 14.6.10 (7331)

Test Date: 2016-12-26; Ambient Temp: 20.8; Tissue Temp: 21.0

5300 MHz System Verification

Area Scan (7x8x1): Measurement grid: dx=10mm, dy=10mm
Zoom Scan (7x7x12)/Cube 0: Measurement grid: dx=4mm, dy=4mm, dz=2mm
Power Drift = -0.13 dB
Peak SAR (extrapolated) = 30.5 W/kg
SAR(1 g) = 7.81 W/kg; SAR(10 g) = 2.23 W/kg

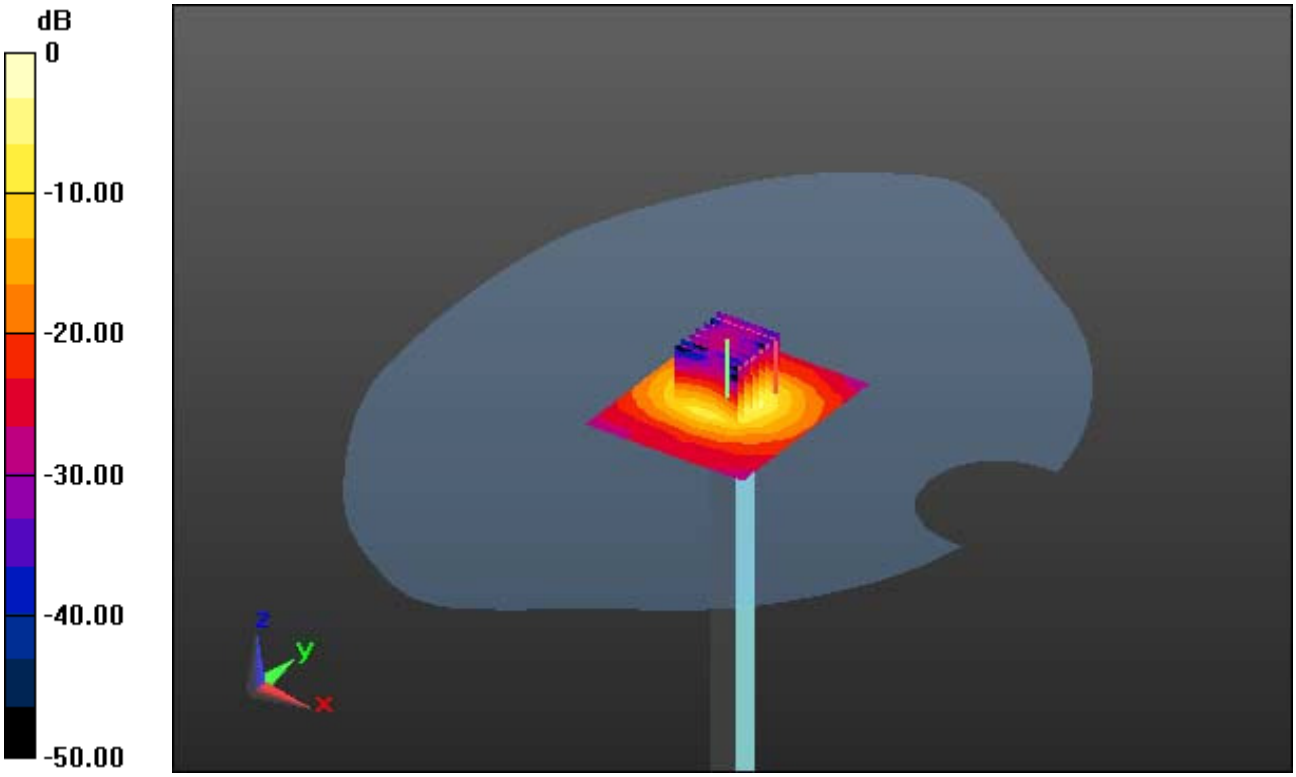

0 dB = 16.3 W/kg

DT&C Co., Ltd.

DUT: Dipole 5000 MHz; Type: D5GHzV2; Serial: D5GHzV2 - SN:1212

Communication System: CW (0); Frequency: 5300 MHz; Duty Cycle: 1:1
Medium parameters used: f = 5300 MHz; σ = 5.54 S/m; ε_r = 48.358; ρ = 1000 kg/m^3
Phantom section: Flat Section

DASY5 Configuration:
Probe: EX3DV4 - SN3933; ConvF(4.49, 4.49, 4.49); Calibrated: 9/27/2016; Electronics: DAE4 Sn1453
Phantom: SAM-twin middle(20deg probe tilt)_2013_09_24; Type: QD000P40CD; Serial: 1782
Measurement SW: DASY52, Version 52.8 (8); SEMCAD X Version 14.6.10 (7331)

Test Date: 2016-12-26; Ambient Temp: 20.8; Tissue Temp: 21.0

5300 MHz System Verification

Area Scan (7x8x1): Measurement grid: dx=10mm, dy=10mm
Zoom Scan (7x7x12)/Cube 0: Measurement grid: dx=4mm, dy=4mm, dz=2mm
Power Drift = -0.13 dB
Peak SAR (extrapolated) = 30.5 W/kg
SAR(1 g) = 7.81 W/kg; SAR(10 g) = 2.23 W/kg

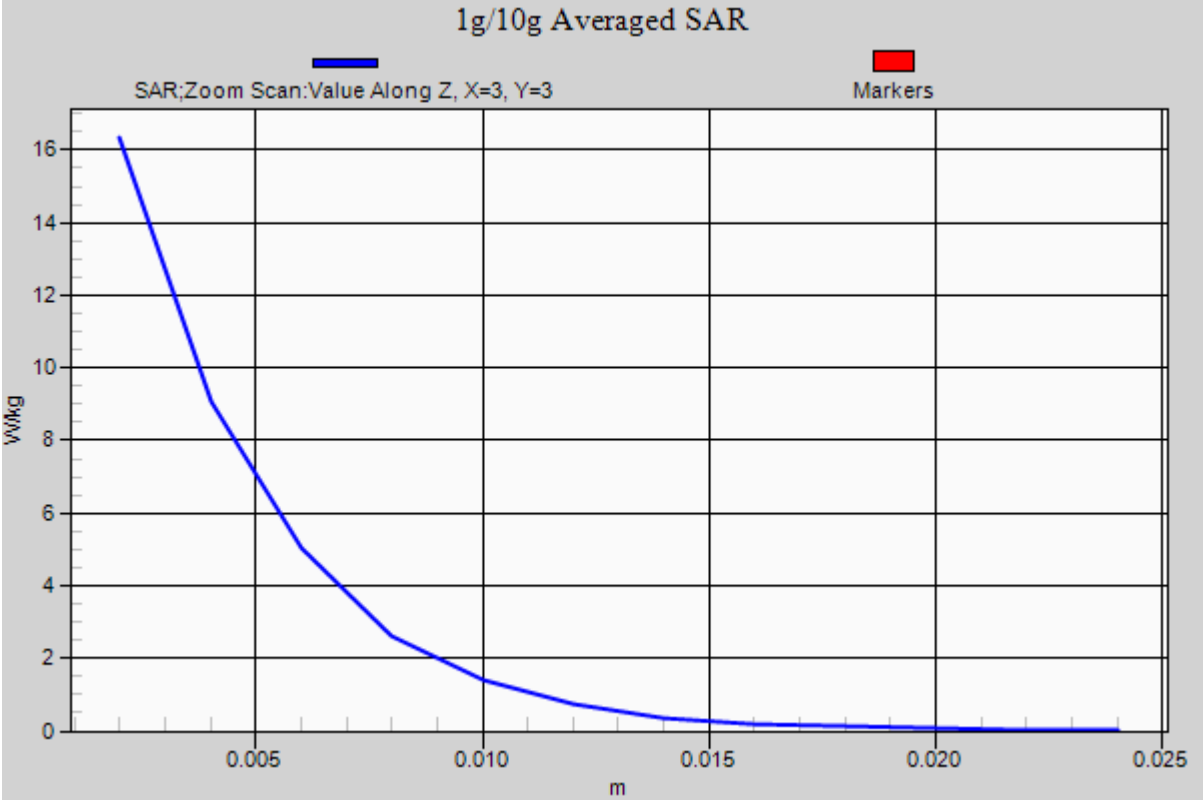

DT&C Co., Ltd.

DUT: Dipole 5000 MHz; Type: D5GHzV2; Serial: D5GHzV2 - SN:1212

Communication System: CW (0); Frequency: 5600 MHz; Duty Cycle: 1:1
Medium parameters used: f = 5600 MHz; σ = 5.174 S/m; ε_r = 36.276; ρ = 1000 kg/m^3
Phantom section: Flat Section

DASY5 Configuration:
Probe: EX3DV4 - SN3933; ConvF(4.6, 4.6, 4.6); Calibrated: 9/27/2016; Electronics: DAE4 Sn1453
Phantom: SAM-twin middle(20deg probe tilt)_2013_09_24; Type: QD000P40CD; Serial: 1782
Measurement SW: DASY52, Version 52.8 (8); SEMCAD X Version 14.6.10 (7331)

Test Date: 2016-12-27; Ambient Temp: 20.4; Tissue Temp: 20.5

5600 MHz System Verification

Area Scan (7x8x1): Measurement grid: dx=10mm, dy=10mm
Zoom Scan (7x7x12)/Cube 0: Measurement grid: dx=4mm, dy=4mm, dz=2mm
Power Drift = 0.06 dB
Peak SAR (extrapolated) = 32.1 W/kg
SAR(1 g) = 8.19 W/kg; SAR(10 g) = 2.34 W/kg

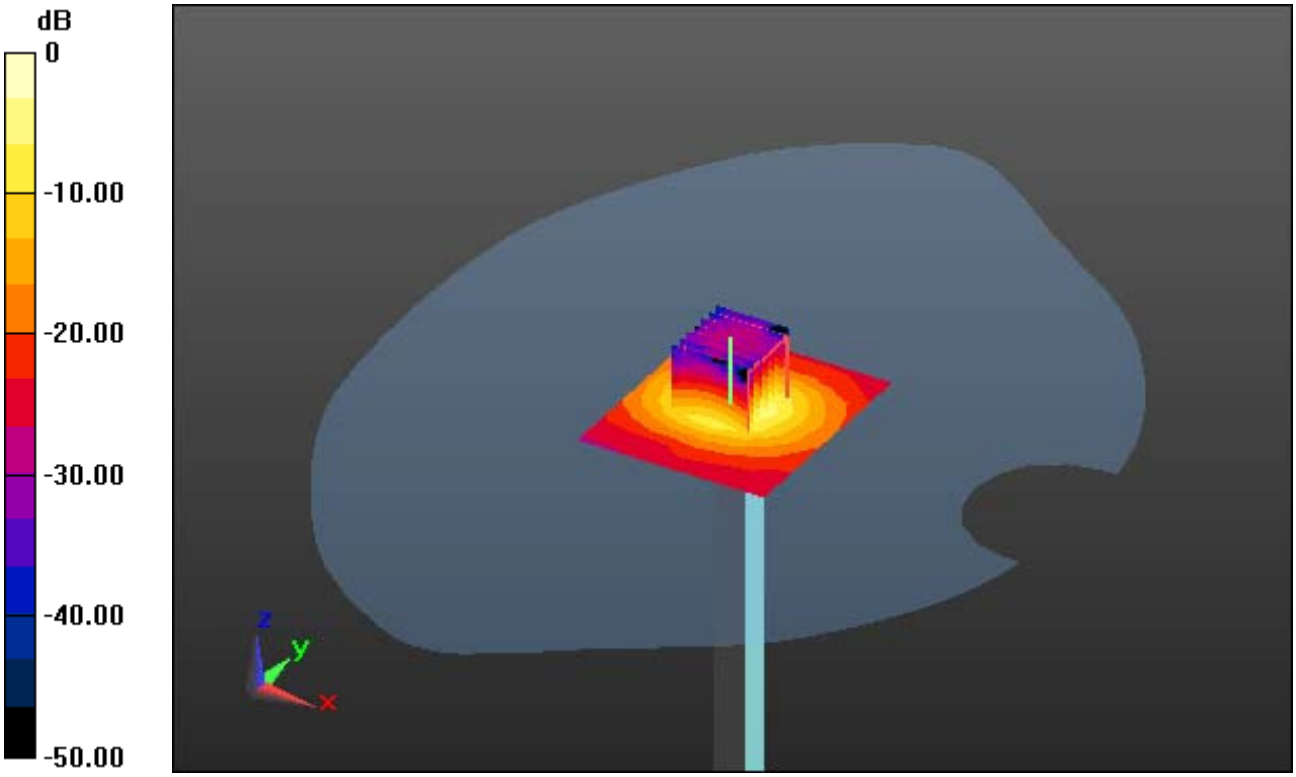

0 dB = 17.0 W/kg

DT&C Co., Ltd.

DUT: Dipole 5000 MHz; Type: D5GHzV2; Serial: D5GHzV2 - SN:1212

Communication System: CW (0); Frequency: 5600 MHz; Duty Cycle: 1:1
Medium parameters used: f = 5600 MHz; σ = 5.174 S/m; ε_r = 36.276; ρ = 1000 kg/m^3
Phantom section: Flat Section

DASY5 Configuration:
Probe: EX3DV4 - SN3933; ConvF(4.6, 4.6, 4.6); Calibrated: 9/27/2016; Electronics: DAE4 Sn1453
Phantom: SAM-twin middle(20deg probe tilt)_2013_09_24; Type: QD000P40CD; Serial: 1782
Measurement SW: DASY52, Version 52.8 (8); SEMCAD X Version 14.6.10 (7331)

Test Date: 2016-12-27; Ambient Temp: 20.4; Tissue Temp: 20.5

5600 MHz System Verification

Area Scan (7x8x1): Measurement grid: dx=10mm, dy=10mm
Zoom Scan (7x7x12)/Cube 0: Measurement grid: dx=4mm, dy=4mm, dz=2mm
Power Drift = 0.06 dB
Peak SAR (extrapolated) = 32.1 W/kg
SAR(1 g) = 8.19 W/kg; SAR(10 g) = 2.34 W/kg

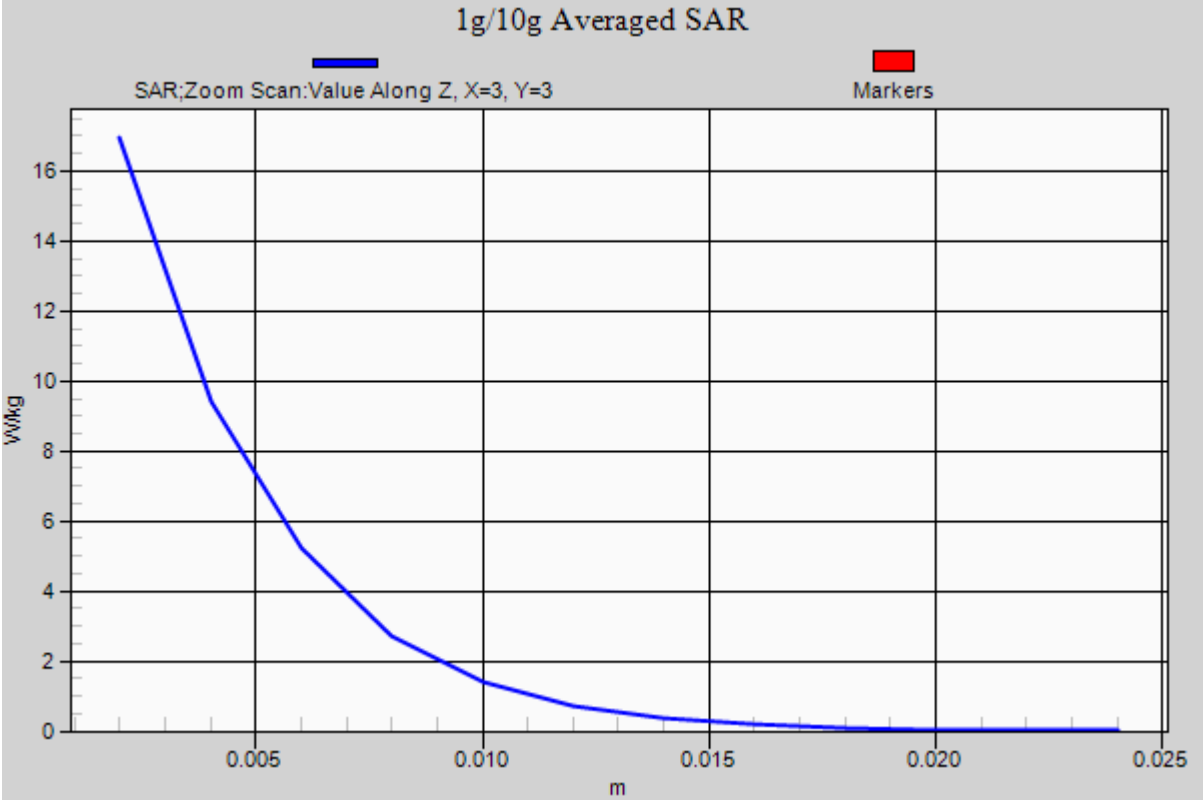

DT&C Co., Ltd.

DUT: Dipole 5000 MHz; Type: D5GHzV2; Serial: D5GHzV2 - SN:1212

Communication System: CW (0); Frequency: 5600 MHz; Duty Cycle: 1:1
Medium parameters used: f = 5600 MHz; σ = 5.96 S/m; ε_r = 47.782; ρ = 1000 kg/m^3
Phantom section: Flat Section

DASY5 Configuration:
Probe: EX3DV4 - SN3933; ConvF(3.8, 3.8, 3.8); Calibrated: 9/27/2016; Electronics: DAE4 Sn1453
Phantom: SAM-twin middle(20deg probe tilt)_2013_09_24; Type: QD000P40CD; Serial: 1782
Measurement SW: DASY52, Version 52.8 (8); SEMCAD X Version 14.6.10 (7331)

Test Date: 2016-12-27; Ambient Temp: 20.4; Tissue Temp: 20.3

5600 MHz System Verification

Area Scan (7x8x1): Measurement grid: dx=10mm, dy=10mm
Zoom Scan (7x7x12)/Cube 0: Measurement grid: dx=4mm, dy=4mm, dz=2mm
Power Drift = -0.02 dB
Peak SAR (extrapolated) = 30.5 W/kg
SAR(1 g) = 8.31 W/kg; SAR(10 g) = 2.38 W/kg

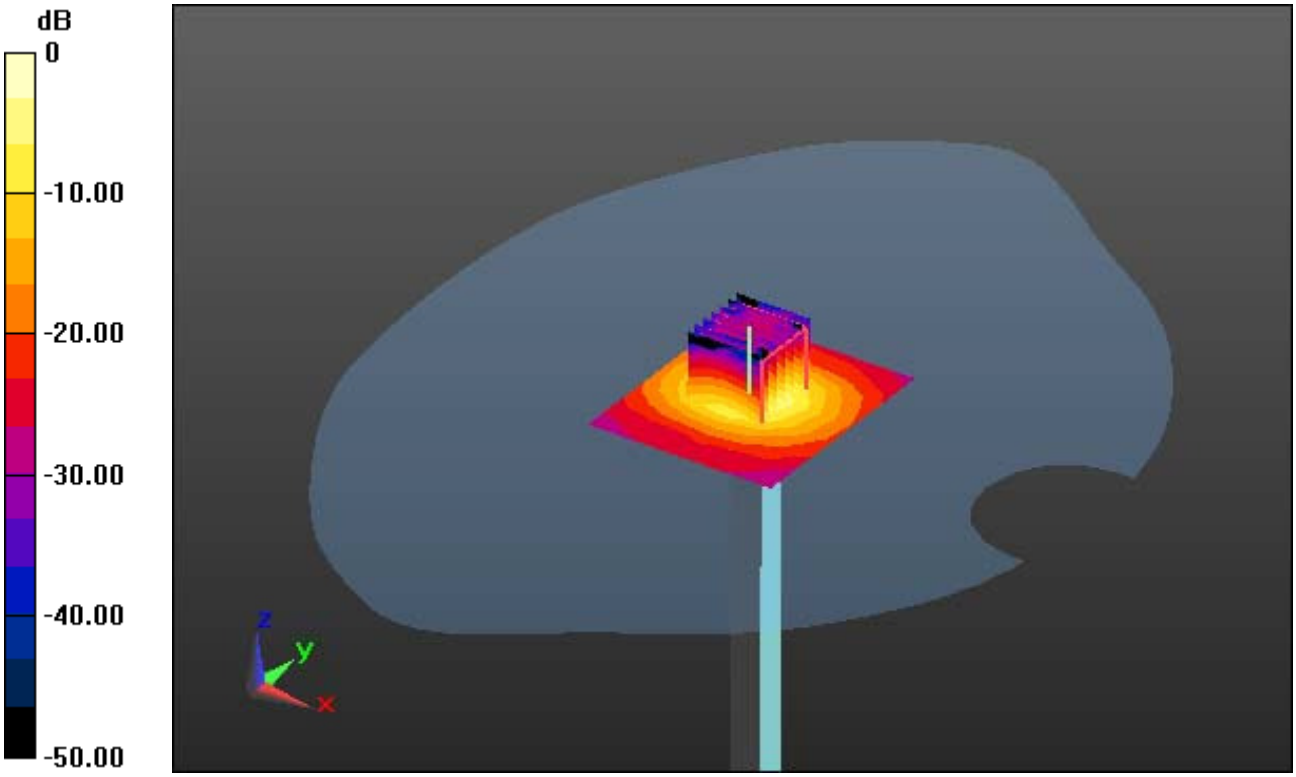

0 dB = 17.2 W/kg

DT&C Co., Ltd.

DUT: Dipole 5000 MHz; Type: D5GHzV2; Serial: D5GHzV2 - SN:1212

Communication System: CW (0); Frequency: 5600 MHz; Duty Cycle: 1:1
Medium parameters used: f = 5600 MHz; σ = 5.96 S/m; ε_r = 47.782; ρ = 1000 kg/m^3
Phantom section: Flat Section

DASY5 Configuration:
Probe: EX3DV4 - SN3933; ConvF(3.8, 3.8, 3.8); Calibrated: 9/27/2016; Electronics: DAE4 Sn1453
Phantom: SAM-twin middle(20deg probe tilt)_2013_09_24; Type: QD000P40CD; Serial: 1782
Measurement SW: DASY52, Version 52.8 (8); SEMCAD X Version 14.6.10 (7331)

Test Date: 2016-12-27; Ambient Temp: 20.4; Tissue Temp: 20.3

5600 MHz System Verification

Area Scan (7x8x1): Measurement grid: dx=10mm, dy=10mm
Zoom Scan (7x7x12)/Cube 0: Measurement grid: dx=4mm, dy=4mm, dz=2mm
Power Drift = -0.02 dB
Peak SAR (extrapolated) = 30.5 W/kg
SAR(1 g) = 8.31 W/kg; SAR(10 g) = 2.38 W/kg

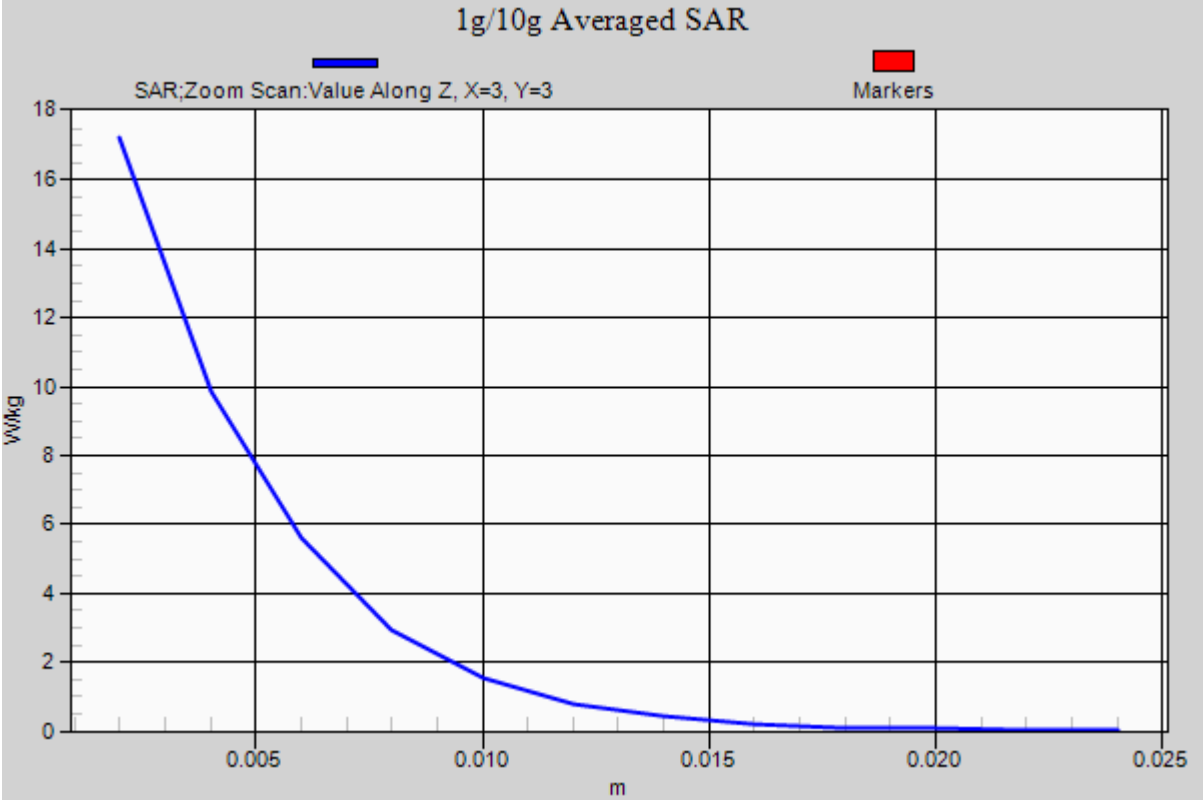

DT&C Co., Ltd.

DUT: Dipole 5000 MHz; Type: D5GHzV2; Serial: D5GHzV2 - SN:1212

Communication System: CW (0); Frequency: 5300 MHz; Duty Cycle: 1:1
Medium parameters used: f = 5300 MHz; σ = 5.468 S/m; ε_r = 47.198; ρ = 1000 kg/m^3
Phantom section: Flat Section

DASY5 Configuration:
Probe: EX3DV4 - SN3933; ConvF(4.49, 4.49, 4.49); Calibrated: 9/27/2016; Electronics: DAE4 Sn1453
Phantom: SAM-twin middle(20deg probe tilt)_2013_09_24; Type: QD000P40CD; Serial: 1782
Measurement SW: DASY52, Version 52.8 (8); SEMCAD X Version 14.6.10 (7331)

Test Date: 2017-01-31; Ambient Temp: 21.0; Tissue Temp: 20.9

5300 MHz System Verification

Area Scan (7x8x1): Measurement grid: dx=10mm, dy=10mm
Zoom Scan (7x7x12)/Cube 0: Measurement grid: dx=4mm, dy=4mm, dz=2mm
Power Drift = -0.09 dB
Peak SAR (extrapolated) = 31.9 W/kg
SAR(1 g) = 7.25 W/kg; SAR(10 g) = 1.99 W/kg

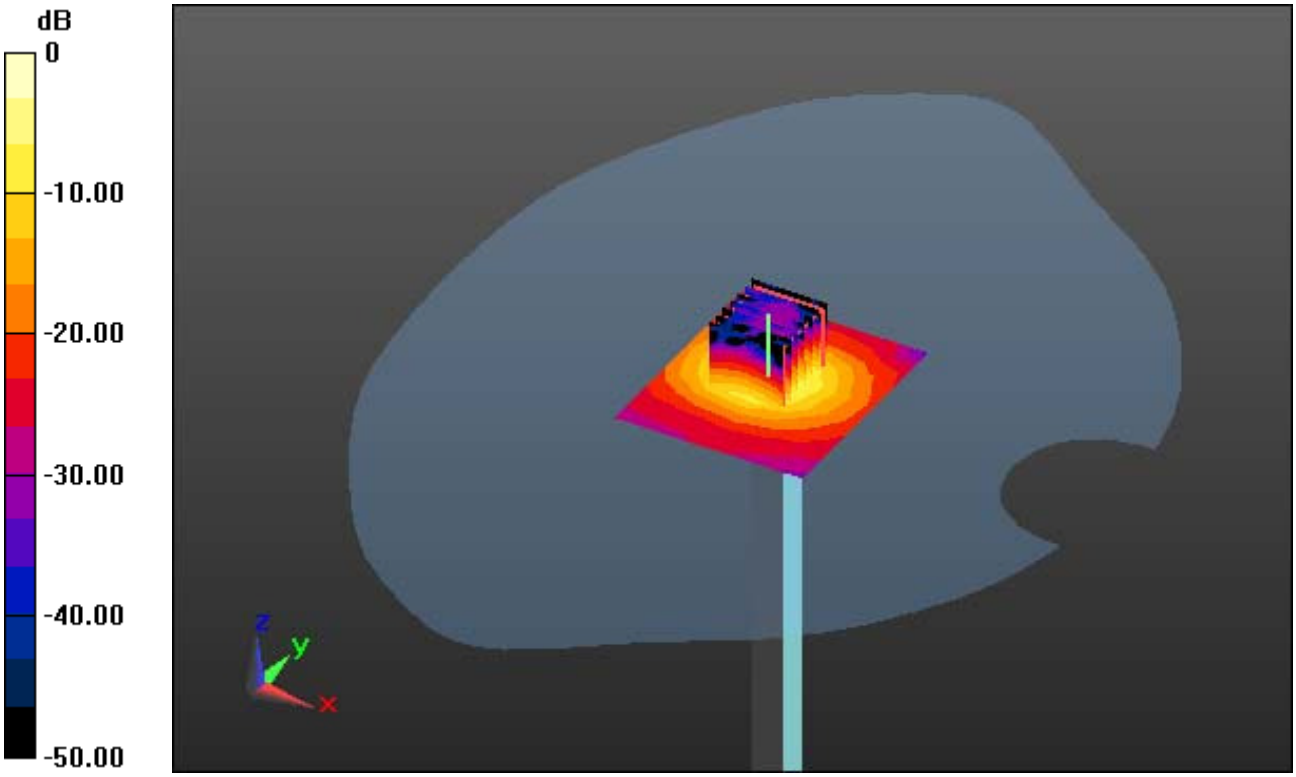

0 dB = 15.4 W/kg

DT&C Co., Ltd.

DUT: Dipole 5000 MHz; Type: D5GHzV2; Serial: D5GHzV2 - SN:1212

Communication System: CW (0); Frequency: 5300 MHz; Duty Cycle: 1:1
Medium parameters used: f = 5300 MHz; σ = 5.468 S/m; ε_r = 47.198; ρ = 1000 kg/m^3
Phantom section: Flat Section

DASY5 Configuration:
Probe: EX3DV4 - SN3933; ConvF(4.49, 4.49, 4.49); Calibrated: 9/27/2016; Electronics: DAE4 Sn1453
Phantom: SAM-twin middle(20deg probe tilt)_2013_09_24; Type: QD000P40CD; Serial: 1782
Measurement SW: DASY52, Version 52.8 (8); SEMCAD X Version 14.6.10 (7331)

Test Date: 2017-01-31; Ambient Temp: 21.0; Tissue Temp: 20.9

5300 MHz System Verification

Area Scan (7x8x1): Measurement grid: dx=10mm, dy=10mm
Zoom Scan (7x7x12)/Cube 0: Measurement grid: dx=4mm, dy=4mm, dz=2mm
Power Drift = -0.09 dB
Peak SAR (extrapolated) = 31.9 W/kg
SAR(1 g) = 7.25 W/kg; SAR(10 g) = 1.99 W/kg

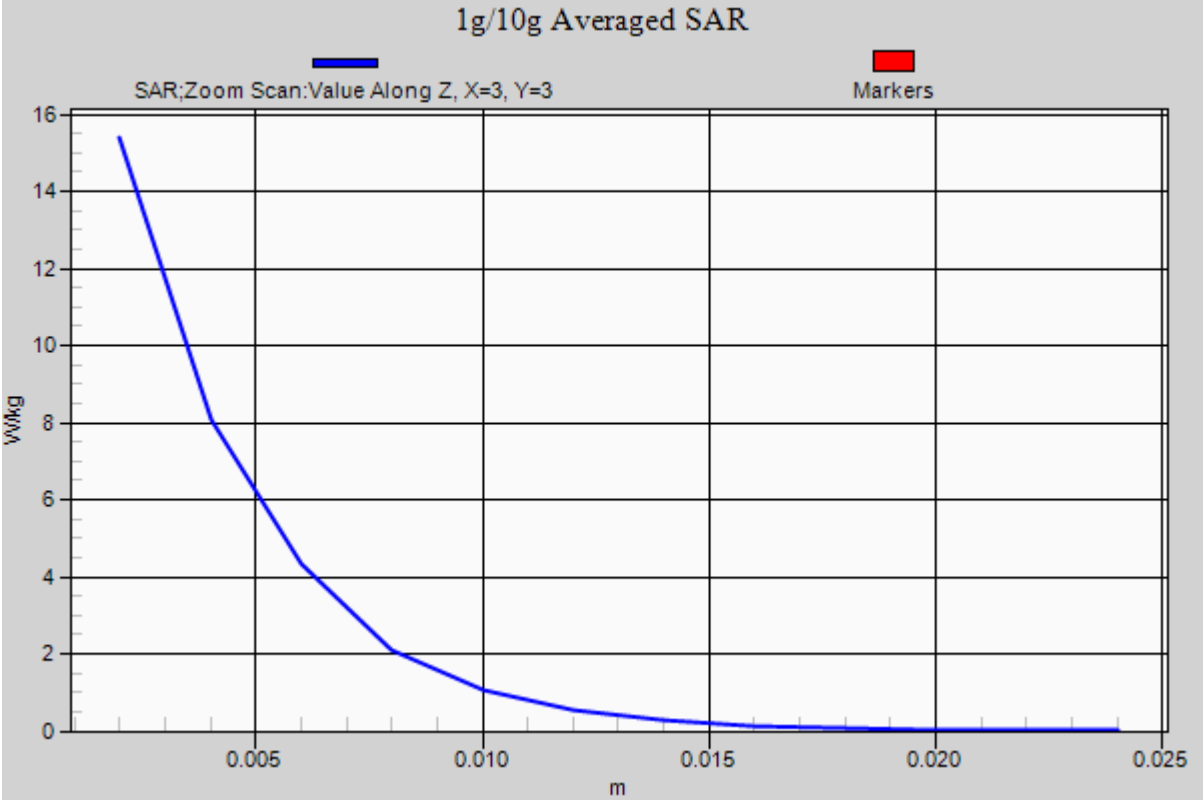

DT&C Co., Ltd.

DUT: Dipole 5000 MHz; Type: D5GHzV2; Serial: D5GHzV2 - SN:1212

Communication System: CW (0); Frequency: 5600 MHz; Duty Cycle: 1:1
Medium parameters used: f = 5600 MHz; σ = 5.88 S/m; ε_r = 46.591; ρ = 1000 kg/m^3
Phantom section: Flat Section

DASY5 Configuration:
Probe: EX3DV4 - SN3933; ConvF(3.8, 3.8, 3.8); Calibrated: 9/27/2016; Electronics: DAE4 Sn1453
Phantom: SAM-twin middle(20deg probe tilt)_2013_09_24; Type: QD000P40CD; Serial: 1782
Measurement SW: DASY52, Version 52.8 (8); SEMCAD X Version 14.6.10 (7331)

Test Date: 2017-01-31; Ambient Temp: 21.0; Tissue Temp: 20.9

5600 MHz System Verification

Area Scan (7x8x1): Measurement grid: dx=10mm, dy=10mm
Zoom Scan (7x7x12)/Cube 0: Measurement grid: dx=4mm, dy=4mm, dz=2mm
Power Drift = -0.02 dB
Peak SAR (extrapolated) = 32.6 W/kg
SAR(1 g) = 7.96 W/kg; SAR(10 g) = 2.2 W/kg

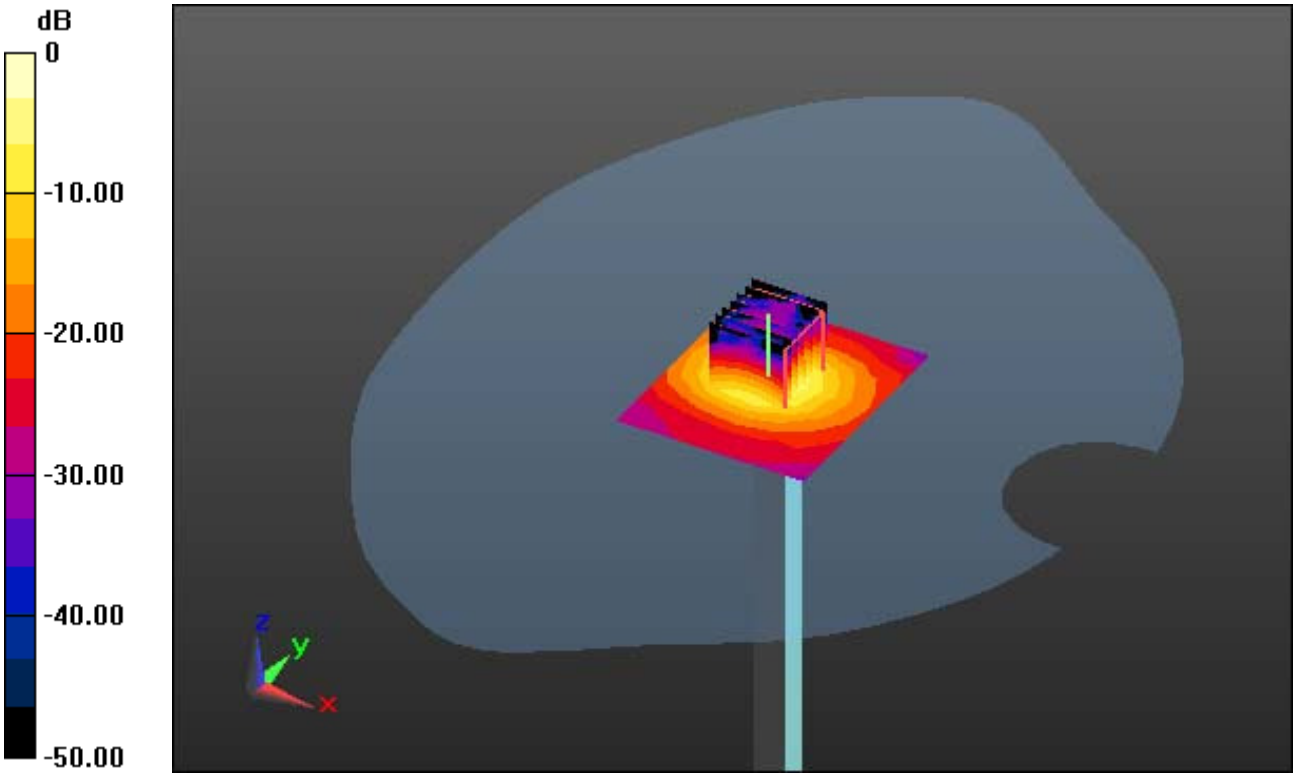

0 dB = 16.8 W/kg

DT&C Co., Ltd.

DUT: Dipole 5000 MHz; Type: D5GHzV2; Serial: D5GHzV2 - SN:1212

Communication System: CW (0); Frequency: 5600 MHz; Duty Cycle: 1:1
Medium parameters used: f = 5600 MHz; σ = 5.88 S/m; ε_r = 46.591; ρ = 1000 kg/m^3
Phantom section: Flat Section

DASY5 Configuration:
Probe: EX3DV4 - SN3933; ConvF(3.8, 3.8, 3.8); Calibrated: 9/27/2016; Electronics: DAE4 Sn1453
Phantom: SAM-twin middle(20deg probe tilt)_2013_09_24; Type: QD000P40CD; Serial: 1782
Measurement SW: DASY52, Version 52.8 (8); SEMCAD X Version 14.6.10 (7331)

Test Date: 2017-01-31; Ambient Temp: 21.0; Tissue Temp: 20.9

5600 MHz System Verification

Area Scan (7x8x1): Measurement grid: dx=10mm, dy=10mm
Zoom Scan (7x7x12)/Cube 0: Measurement grid: dx=4mm, dy=4mm, dz=2mm
Power Drift = -0.02 dB
Peak SAR (extrapolated) = 32.6 W/kg
SAR(1 g) = 7.96 W/kg; SAR(10 g) = 2.2 W/kg

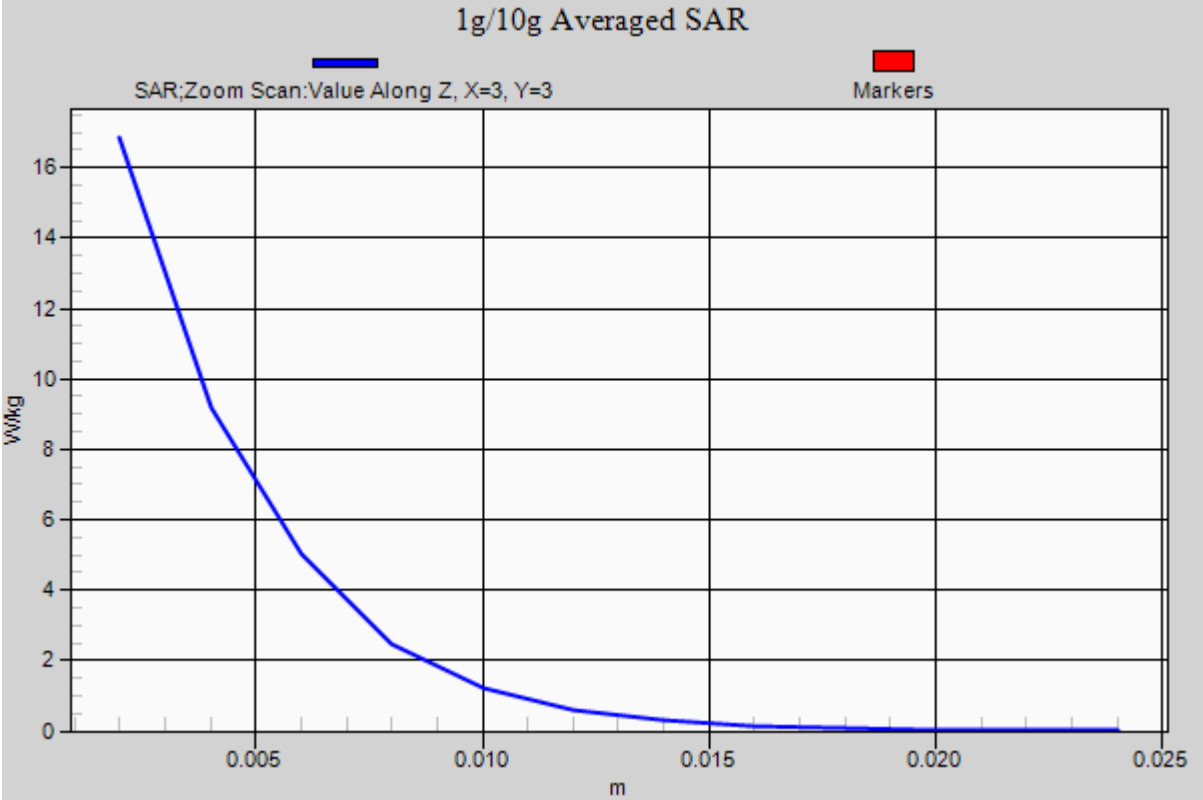

DT&C Co., Ltd.

DUT: DA03; Type: Bar

Communication System: GSM 850 (0); Frequency: 836.6 MHz; Duty Cycle: 1:8.3
Medium parameters used: f = 836.6 MHz; σ = 0.885 S/m; ε_r = 40.765; ρ = 1000 kg/m^3
Phantom section: Right Section

DASY5 Configuration:
Probe: EX3DV4 - SN3933; ConvF(10.48, 10.48, 10.48); Calibrated: 9/27/2016; Electronics: DAE4 Sn1453
Phantom: SAM-twin right (20deg probe tilt)_2013_09_24; Type: QD000P40CD; Serial: TP:1783
Measurement SW: DASY52, Version 52.8 (8); SEMCAD X Version 14.6.10 (7331)

Test Date: 2016-12-13; Ambient Temp: 20.8; Tissue Temp: 20.6

Right Touch, GSM850 Ch. 190, Ant Internal, Standard Battery

Area Scan (8x12x1): Measurement grid: dx=15mm, dy=15mm
Zoom Scan (5x5x7)/Cube 0: Measurement grid: dx=8mm, dy=8mm, dz=5mm
Power Drift = 0.18 dB
Peak SAR (extrapolated) = 0.640 W/kg
SAR(1 g) = 0.506 W/kg; SAR(10 g) = 0.388 W/kg

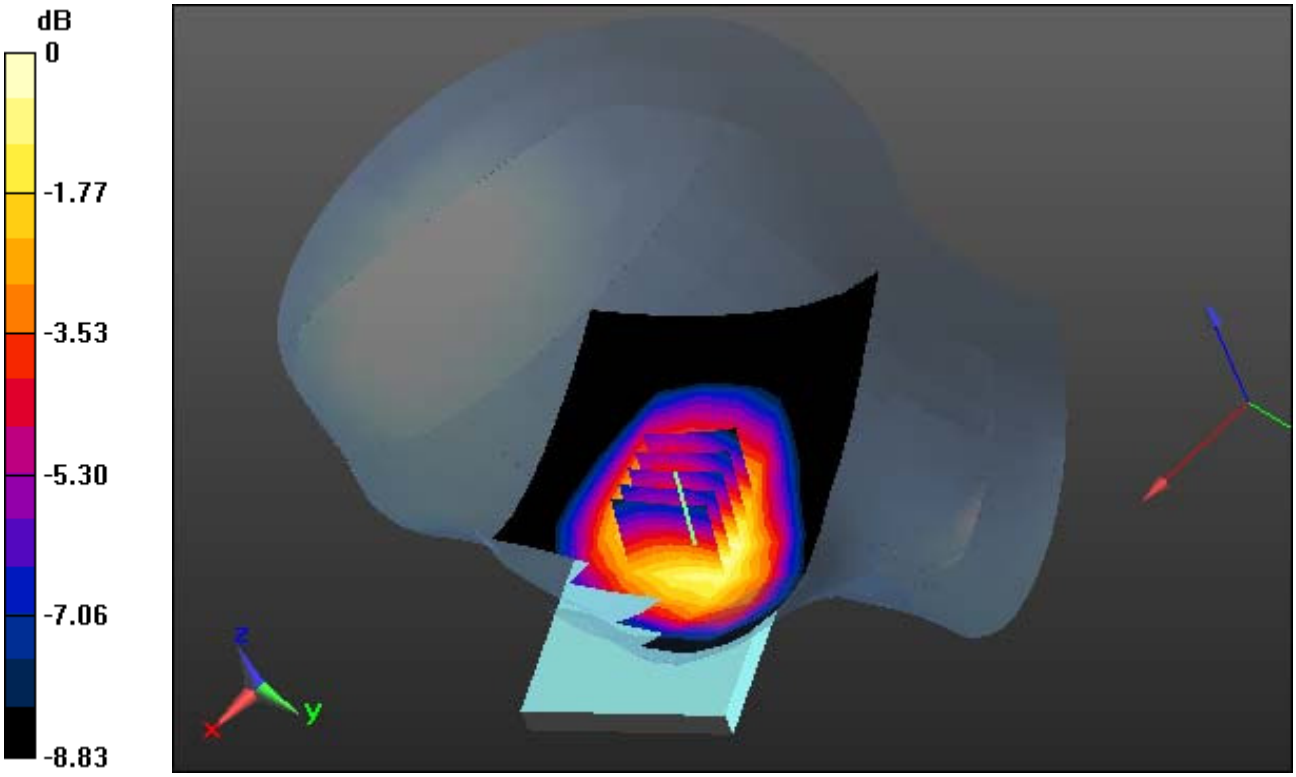

0 dB = 0.580 W/kg

DT&C Co., Ltd.

DUT: DA03; Type: Bar

Communication System: GSM 850 (0); Frequency: 836.6 MHz; Duty Cycle: 1:8.3
Medium parameters used: f = 836.6 MHz; σ = 0.885 S/m; ε_r = 40.765; ρ = 1000 kg/m^3
Phantom section: Right Section

DASY5 Configuration:
Probe: EX3DV4 - SN3933; ConvF(10.48, 10.48, 10.48); Calibrated: 9/27/2016; Electronics: DAE4 Sn1453
Phantom: SAM-twin right (20deg probe tilt)_2013_09_24; Type: QD000P40CD; Serial: TP:1783
Measurement SW: DASY52, Version 52.8 (8); SEMCAD X Version 14.6.10 (7331)

Test Date: 2016-12-13; Ambient Temp: 20.8; Tissue Temp: 20.6

Right Touch, GSM850 Ch. 190, Ant Internal, Standard Battery

With Enlarge Plot image

Area Scan (8x12x1): Measurement grid: dx=15mm, dy=15mm
Zoom Scan (5x5x7)/Cube 0: Measurement grid: dx=8mm, dy=8mm, dz=5mm
Power Drift = 0.18 dB
Peak SAR (extrapolated) = 0.640 W/kg
SAR(1 g) = 0.506 W/kg; SAR(10 g) = 0.388 W/kg

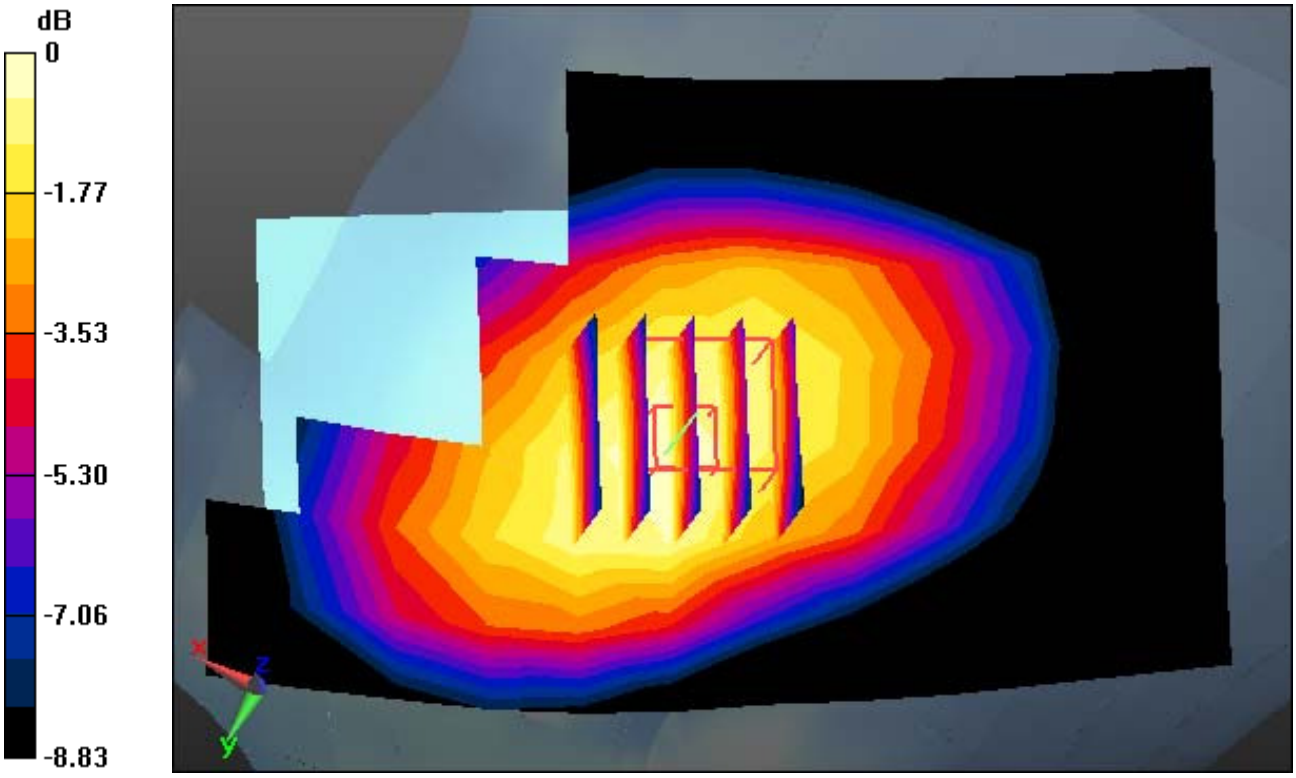

0 dB = 0.580 W/kg

DT&C Co., Ltd.

DUT: DA03; Type: Bar

Communication System: GSM 850 (0); Frequency: 836.6 MHz; Duty Cycle: 1:8.3
Medium parameters used: f = 836.6 MHz; σ = 0.885 S/m; ε_r = 40.765; ρ = 1000 kg/m^3
Phantom section: Right Section

DASY5 Configuration:
Probe: EX3DV4 - SN3933; ConvF(10.48, 10.48, 10.48); Calibrated: 9/27/2016; Electronics: DAE4 Sn1453
Phantom: SAM-twin right (20deg probe tilt)_2013_09_24; Type: QD000P40CD; Serial: TP:1783
Measurement SW: DASY52, Version 52.8 (8); SEMCAD X Version 14.6.10 (7331)

Test Date: 2016-12-13; Ambient Temp: 20.8; Tissue Temp: 20.6

Right Touch, GSM850 Ch. 190, Ant Internal, Standard Battery

Area Scan (8x12x1): Measurement grid: dx=15mm, dy=15mm
Zoom Scan (5x5x7)/Cube 0: Measurement grid: dx=8mm, dy=8mm, dz=5mm
Power Drift = 0.18 dB
Peak SAR (extrapolated) = 0.640 W/kg
SAR(1 g) = 0.506 W/kg; SAR(10 g) = 0.388 W/kg

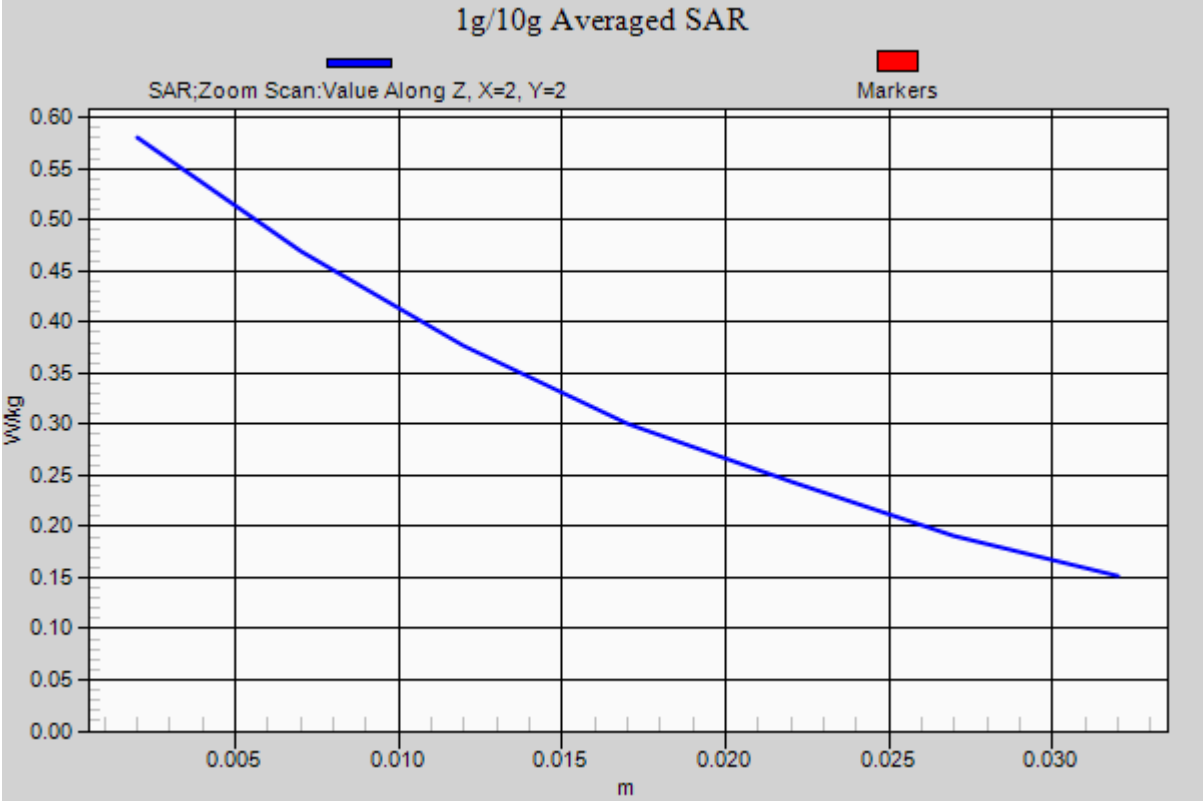

DT&C Co., Ltd.

DUT: DA03; Type: Bar

Communication System: GSM 850_10 (0); Frequency: 836.6 MHz; Duty Cycle: 1:4.15
Medium parameters used: f = 836.6 MHz; σ = 0.885 S/m; ε_r = 40.765; ρ = 1000 kg/m^3
Phantom section: Right Section

DASY5 Configuration:
Probe: EX3DV4 - SN3933; ConvF(10.48, 10.48, 10.48); Calibrated: 9/27/2016; Electronics: DAE4 Sn1453
Phantom: SAM-twin right (20deg probe tilt)_2013_09_24; Type: QD000P40CD; Serial: TP:1783
Measurement SW: DASY52, Version 52.8 (8); SEMCAD X Version 14.6.10 (7331)

Test Date: 2016-12-13; Ambient Temp: 20.8; Tissue Temp: 20.6

Right Touch, GSM850 GPRS 2 Tx Ch. 190, Ant Internal, Standard Battery

Area Scan (8x12x1): Measurement grid: dx=15mm, dy=15mm
Zoom Scan (5x5x7)/Cube 0: Measurement grid: dx=8mm, dy=8mm, dz=5mm
Power Drift = -0.01 dB
Peak SAR (extrapolated) = 0.903 W/kg
SAR(1 g) = 0.712 W/kg; SAR(10 g) = 0.530 W/kg

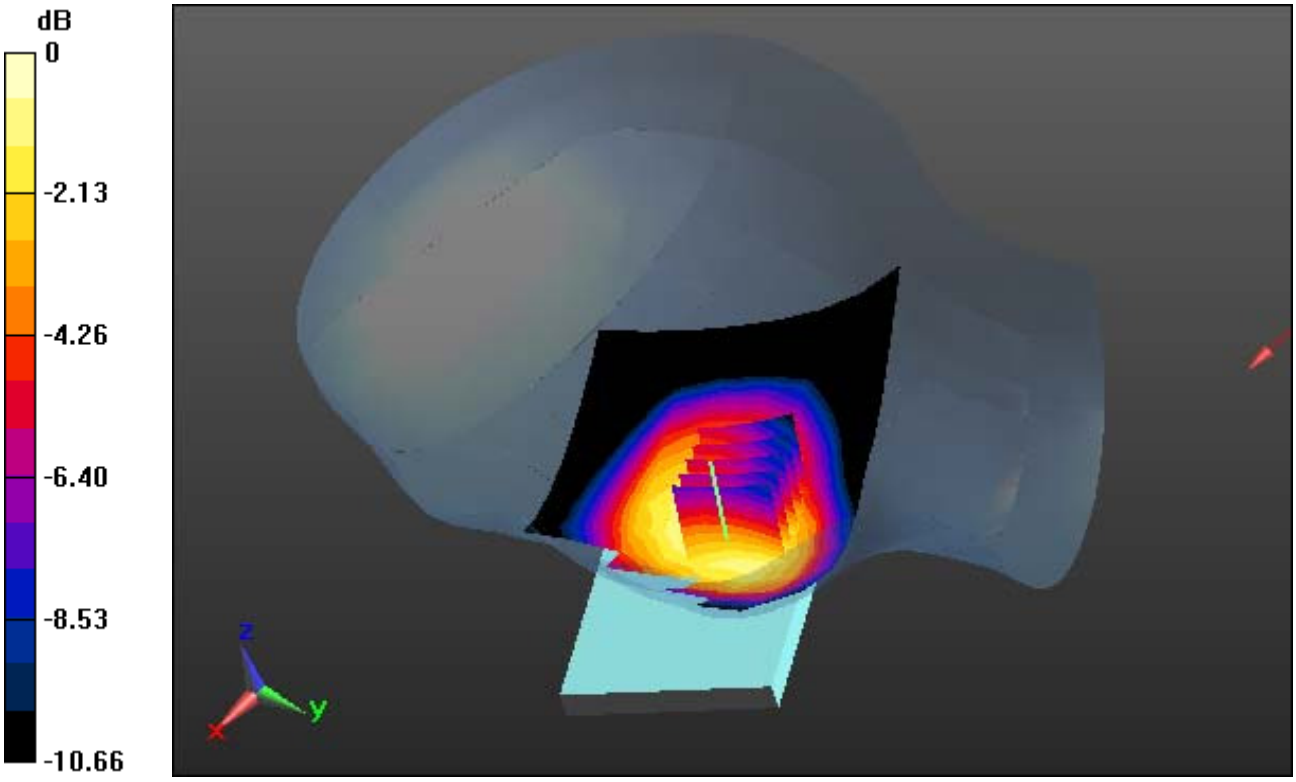

0 dB = 0.806 W/kg

DT&C Co., Ltd.

DUT: DA03; Type: Bar

Communication System: GSM 850_10 (0); Frequency: 836.6 MHz; Duty Cycle: 1:4.15
Medium parameters used: f = 836.6 MHz; σ = 0.885 S/m; ε_r = 40.765; ρ = 1000 kg/m^3
Phantom section: Right Section

DASY5 Configuration:
Probe: EX3DV4 - SN3933; ConvF(10.48, 10.48, 10.48); Calibrated: 9/27/2016; Electronics: DAE4 Sn1453
Phantom: SAM-twin right (20deg probe tilt)_2013_09_24; Type: QD000P40CD; Serial: TP:1783
Measurement SW: DASY52, Version 52.8 (8); SEMCAD X Version 14.6.10 (7331)

Test Date: 2016-12-13; Ambient Temp: 20.8; Tissue Temp: 20.6

Right Touch, GSM850 GPRS 2 Tx Ch. 190, Ant Internal, Standard Battery

With Enlarge Plot image

Area Scan (8x12x1): Measurement grid: dx=15mm, dy=15mm
Zoom Scan (5x5x7)/Cube 0: Measurement grid: dx=8mm, dy=8mm, dz=5mm
Power Drift = -0.01 dB
Peak SAR (extrapolated) = 0.903 W/kg
SAR(1 g) = 0.712 W/kg; SAR(10 g) = 0.530 W/kg

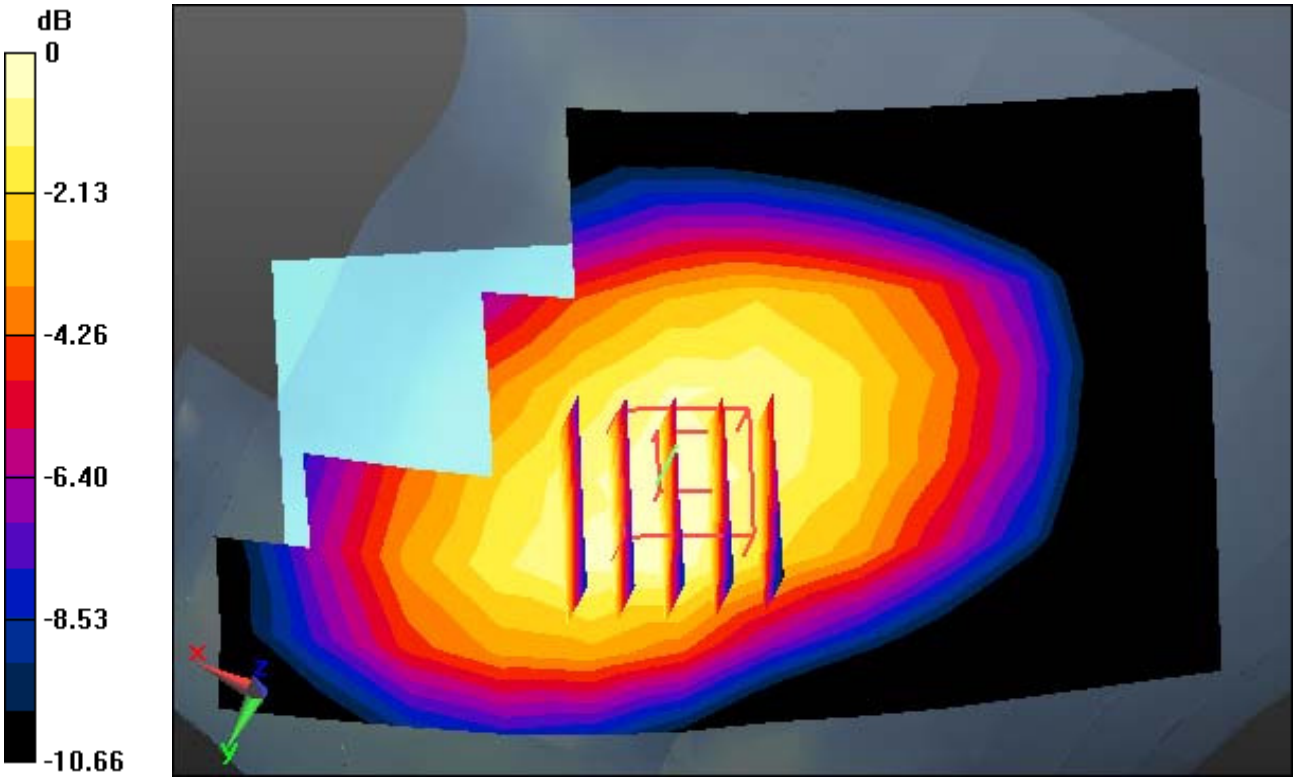

0 dB = 0.806 W/kg

DT&C Co., Ltd.

DUT: DA03; Type: Bar

Communication System: GSM 850_10 (0); Frequency: 836.6 MHz; Duty Cycle: 1:4.15
Medium parameters used: f = 836.6 MHz; σ = 0.885 S/m; ε_r = 40.765; ρ = 1000 kg/m^3
Phantom section: Right Section

DASY5 Configuration:
Probe: EX3DV4 - SN3933; ConvF(10.48, 10.48, 10.48); Calibrated: 9/27/2016; Electronics: DAE4 Sn1453
Phantom: SAM-twin right (20deg probe tilt)_2013_09_24; Type: QD000P40CD; Serial: TP:1783
Measurement SW: DASY52, Version 52.8 (8); SEMCAD X Version 14.6.10 (7331)

Test Date: 2016-12-13; Ambient Temp: 20.8; Tissue Temp: 20.6

Right Touch, GSM850 GPRS 2 Tx Ch. 190, Ant Internal, Standard Battery

Area Scan (8x12x1): Measurement grid: dx=15mm, dy=15mm
Zoom Scan (5x5x7)/Cube 0: Measurement grid: dx=8mm, dy=8mm, dz=5mm
Power Drift = -0.01 dB
Peak SAR (extrapolated) = 0.903 W/kg
SAR(1 g) = 0.712 W/kg; SAR(10 g) = 0.530 W/kg

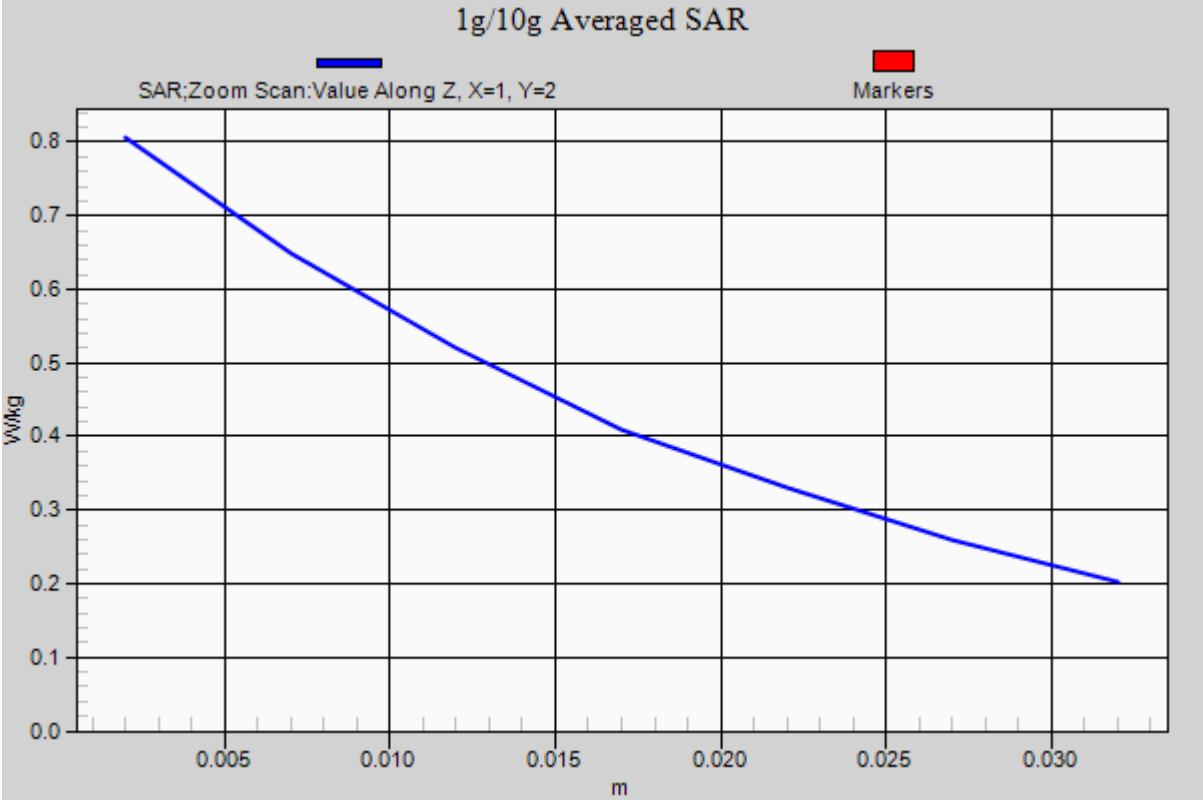

DT&C Co., Ltd.

DUT: DA03; Type: Bar

Communication System: PCS 1900 (0); Frequency: 1880 MHz; Duty Cycle: 1:8.3
Medium parameters used: f = 1880 MHz; σ = 1.416 S/m; ε_r = 40.589; ρ = 1000 kg/m^3
Phantom section: Right Section

DASY5 Configuration:
Probe: EX3DV4 - SN3933; ConvF(8.54, 8.54, 8.54); Calibrated: 9/27/2016; Electronics: DAE4 Sn1453
Phantom: SAM-twin middle(20deg probe tilt)_2013_09_24; Type: QD000P40CD; Serial: 1782
Measurement SW: DASY52, Version 52.8 (8); SEMCAD X Version 14.6.10 (7331)

Test Date: 2016-12-21; Ambient Temp: 20.8; Tissue Temp: 20.9

Right Touch, PCS1900 Ch. 661, Ant Internal, Standard Battery

Area Scan (8x12x1): Measurement grid: dx=15mm, dy=15mm
Zoom Scan (5x5x7)/Cube 0: Measurement grid: dx=8mm, dy=8mm, dz=5mm
Power Drift = 0.01 dB
Peak SAR (extrapolated) = 0.247 W/kg
SAR(1 g) = 0.154 W/kg; SAR(10 g) = 0.095 W/kg

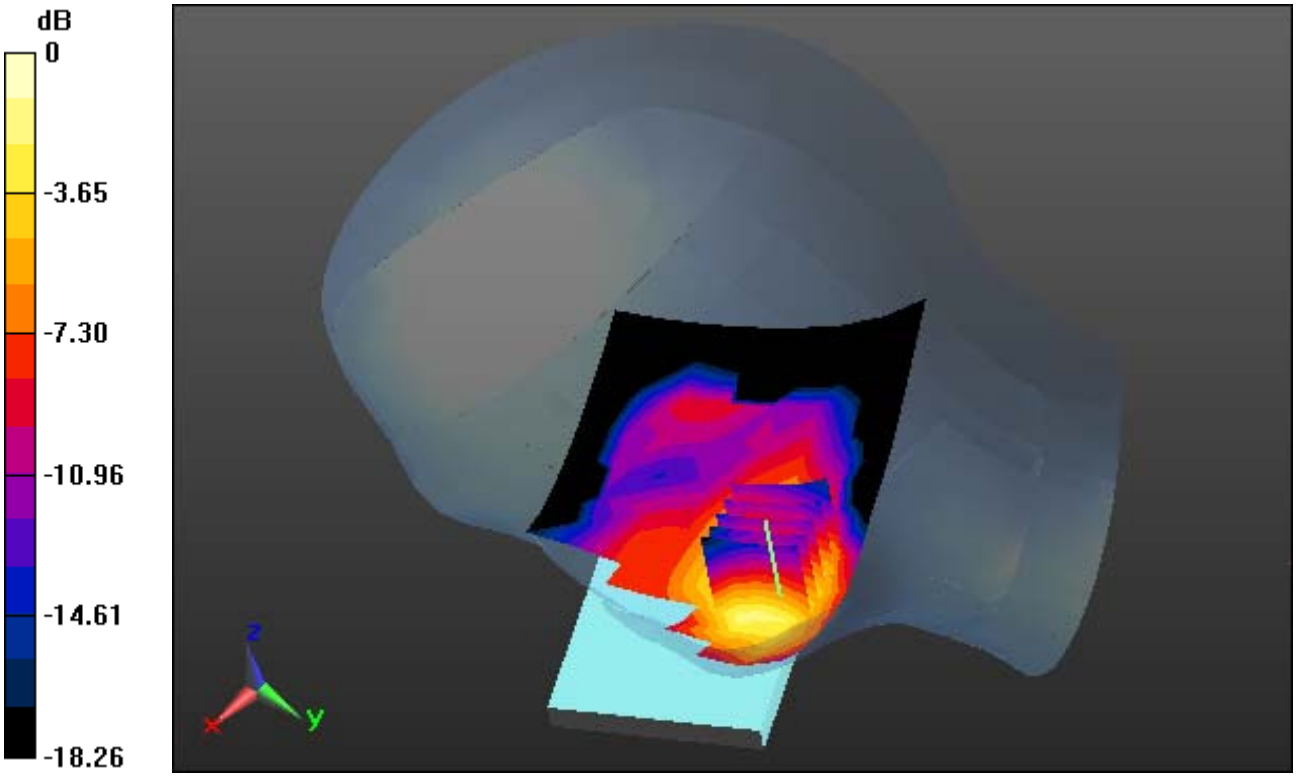

0 dB = 0.204 W/kg

DT&C Co., Ltd.

DUT: DA03; Type: Bar

Communication System: PCS 1900 (0); Frequency: 1880 MHz; Duty Cycle: 1:8.3
Medium parameters used: f = 1880 MHz; σ = 1.416 S/m; ε_r = 40.589; ρ = 1000 kg/m^3
Phantom section: Right Section

DASY5 Configuration:
Probe: EX3DV4 - SN3933; ConvF(8.54, 8.54, 8.54); Calibrated: 9/27/2016; Electronics: DAE4 Sn1453
Phantom: SAM-twin middle(20deg probe tilt)_2013_09_24; Type: QD000P40CD; Serial: 1782
Measurement SW: DASY52, Version 52.8 (8); SEMCAD X Version 14.6.10 (7331)

Test Date: 2016-12-21; Ambient Temp: 20.8; Tissue Temp: 20.9

Right Touch, PCS1900 Ch. 661, Ant Internal, Standard Battery

With Enlarge Plot image

Area Scan (8x12x1): Measurement grid: dx=15mm, dy=15mm
Zoom Scan (5x5x7)/Cube 0: Measurement grid: dx=8mm, dy=8mm, dz=5mm
Power Drift = 0.01 dB
Peak SAR (extrapolated) = 0.247 W/kg
SAR(1 g) = 0.154 W/kg; SAR(10 g) = 0.095 W/kg

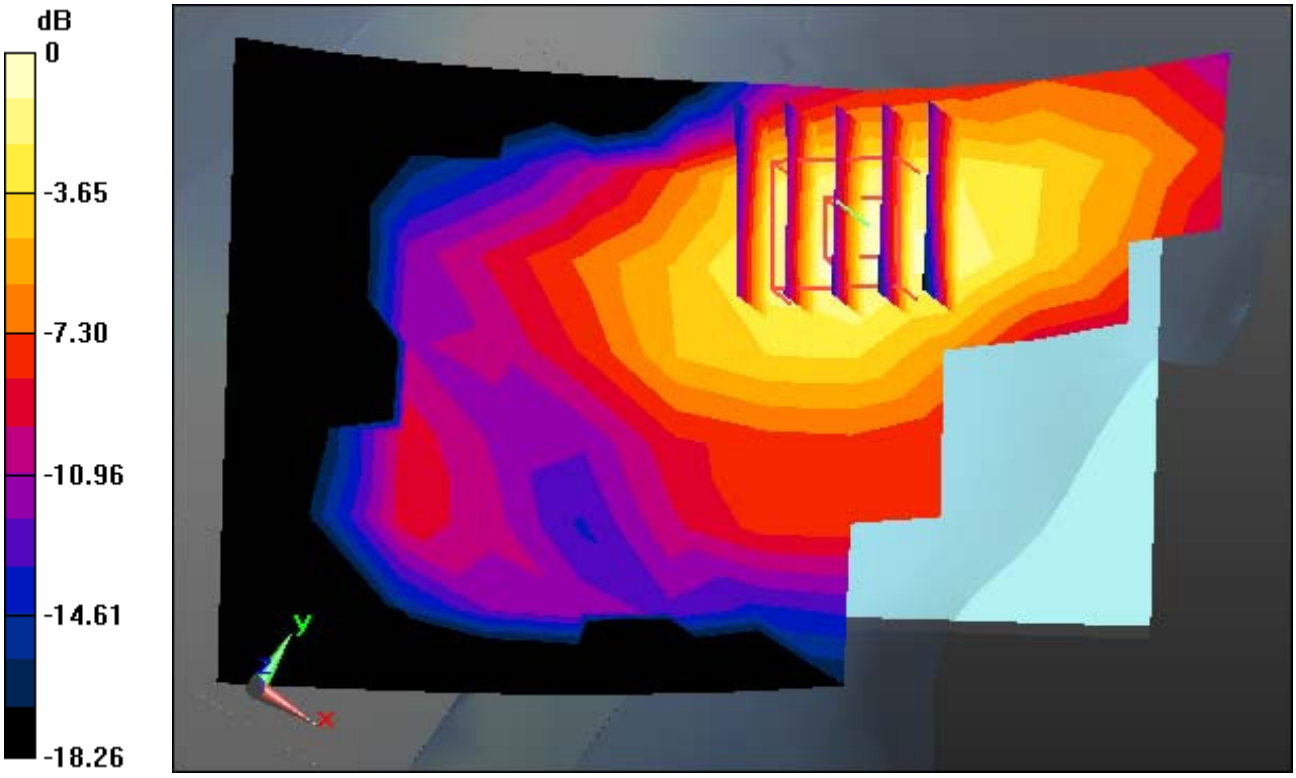

0 dB = 0.204 W/kg

DT&C Co., Ltd.

DUT: DA03; Type: Bar

Communication System: PCS 1900 (0); Frequency: 1880 MHz; Duty Cycle: 1:8.3
Medium parameters used: f = 1880 MHz; σ = 1.416 S/m; ε_r = 40.589; ρ = 1000 kg/m^3
Phantom section: Right Section

DASY5 Configuration:
Probe: EX3DV4 - SN3933; ConvF(8.54, 8.54, 8.54); Calibrated: 9/27/2016; Electronics: DAE4 Sn1453
Phantom: SAM-twin middle(20deg probe tilt)_2013_09_24; Type: QD000P40CD; Serial: 1782
Measurement SW: DASY52, Version 52.8 (8); SEMCAD X Version 14.6.10 (7331)

Test Date: 2016-12-21; Ambient Temp: 20.8; Tissue Temp: 20.9

Right Touch, PCS1900 Ch. 661, Ant Internal, Standard Battery

Area Scan (8x12x1): Measurement grid: dx=15mm, dy=15mm
Zoom Scan (5x5x7)/Cube 0: Measurement grid: dx=8mm, dy=8mm, dz=5mm
Power Drift = 0.01 dB
Peak SAR (extrapolated) = 0.247 W/kg
SAR(1 g) = 0.154 W/kg; SAR(10 g) = 0.095 W/kg

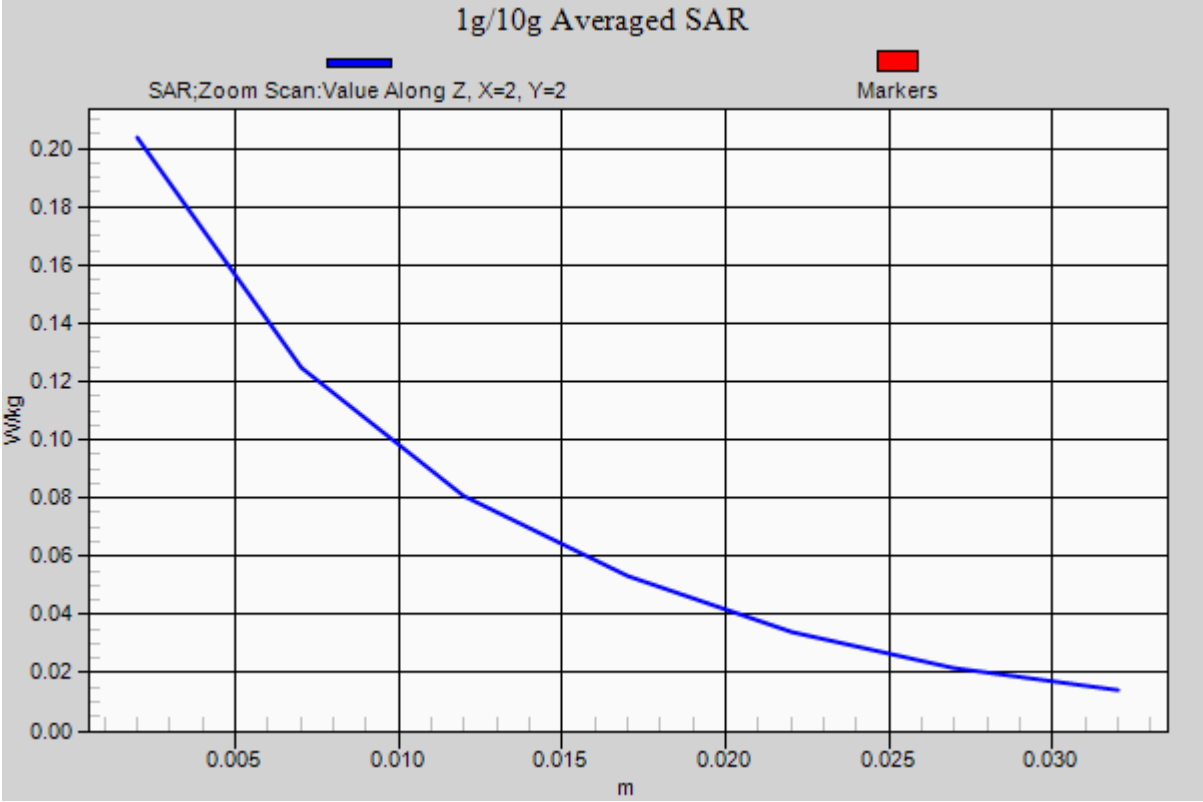

DT&C Co., Ltd.

DUT: DA03; Type: Bar

Communication System: PCS1900 (0); Frequency: 1880 MHz; Duty Cycle: 1:4.15
Medium parameters used: f = 1880 MHz; σ = 1.416 S/m; ε_r = 40.589; ρ = 1000 kg/m^3
Phantom section: Right Section

DASY5 Configuration:
Probe: EX3DV4 - SN3933; ConvF(8.54, 8.54, 8.54); Calibrated: 9/27/2016; Electronics: DAE4 Sn1453
Phantom: SAM-twin middle(20deg probe tilt)_2013_09_24; Type: QD000P40CD; Serial: 1782
Measurement SW: DASY52, Version 52.8 (8); SEMCAD X Version 14.6.10 (7331)

Test Date: 2016-12-21; Ambient Temp: 20.8; Tissue Temp: 20.9

Right Touch, PCS1900 GPRS 2 Tx Ch. 661, Ant Internal, Standard Battery

Area Scan (8x12x1): Measurement grid: dx=15mm, dy=15mm
Zoom Scan (5x5x7)/Cube 0: Measurement grid: dx=8mm, dy=8mm, dz=5mm
Power Drift = 0.15 dB
Peak SAR (extrapolated) = 0.311 W/kg
SAR(1 g) = 0.193 W/kg; SAR(10 g) = 0.119 W/kg

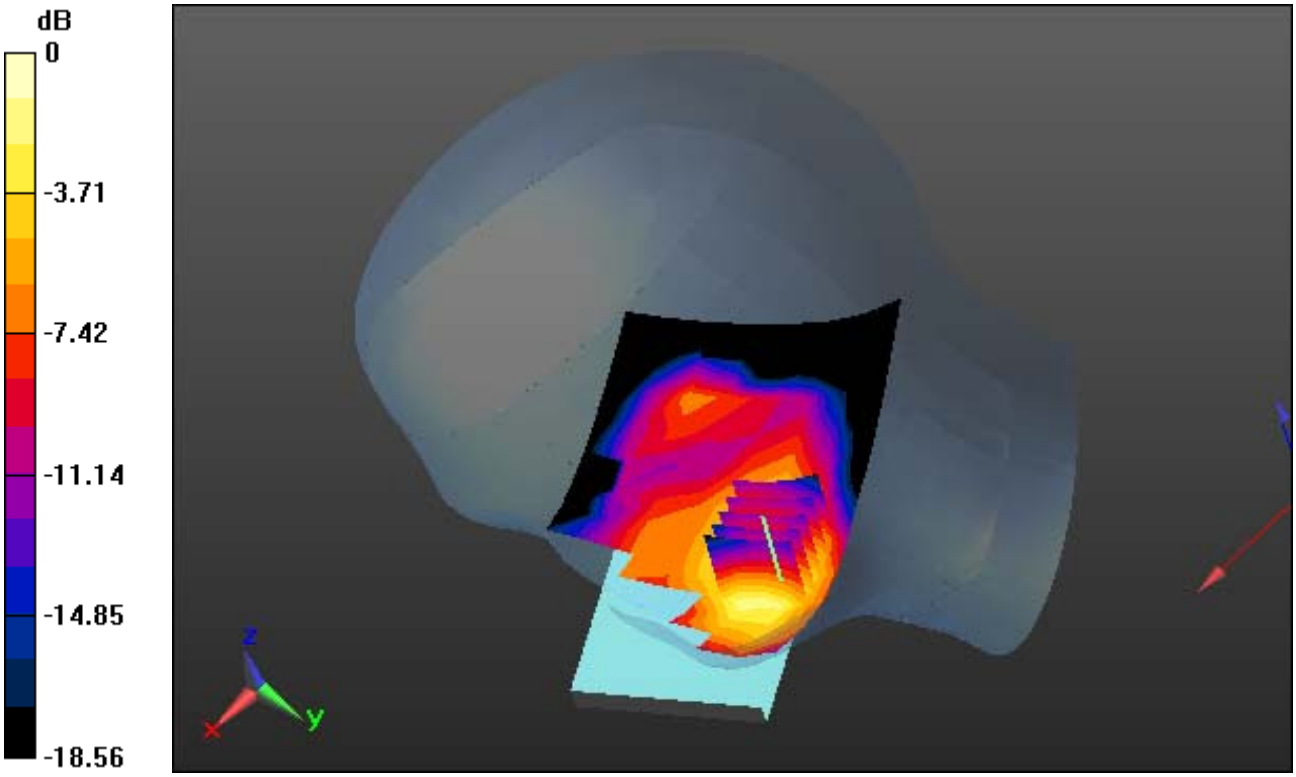

0 dB = 0.255 W/kg

DT&C Co., Ltd.

DUT: DA03; Type: Bar

Communication System: PCS1900 (0); Frequency: 1880 MHz; Duty Cycle: 1:4.15
Medium parameters used: f = 1880 MHz; σ = 1.416 S/m; ε_r = 40.589; ρ = 1000 kg/m^3
Phantom section: Right Section

DASY5 Configuration:
Probe: EX3DV4 - SN3933; ConvF(8.54, 8.54, 8.54); Calibrated: 9/27/2016; Electronics: DAE4 Sn1453
Phantom: SAM-twin middle(20deg probe tilt)_2013_09_24; Type: QD000P40CD; Serial: 1782
Measurement SW: DASY52, Version 52.8 (8); SEMCAD X Version 14.6.10 (7331)

Test Date: 2016-12-21; Ambient Temp: 20.8; Tissue Temp: 20.9

Right Touch, PCS1900 GPRS 2 Tx Ch. 661, Ant Internal, Standard Battery

With Enlarge Plot image

Area Scan (8x12x1): Measurement grid: dx=15mm, dy=15mm
Zoom Scan (5x5x7)/Cube 0: Measurement grid: dx=8mm, dy=8mm, dz=5mm
Power Drift = 0.15 dB
Peak SAR (extrapolated) = 0.311 W/kg
SAR(1 g) = 0.193 W/kg; SAR(10 g) = 0.119 W/kg

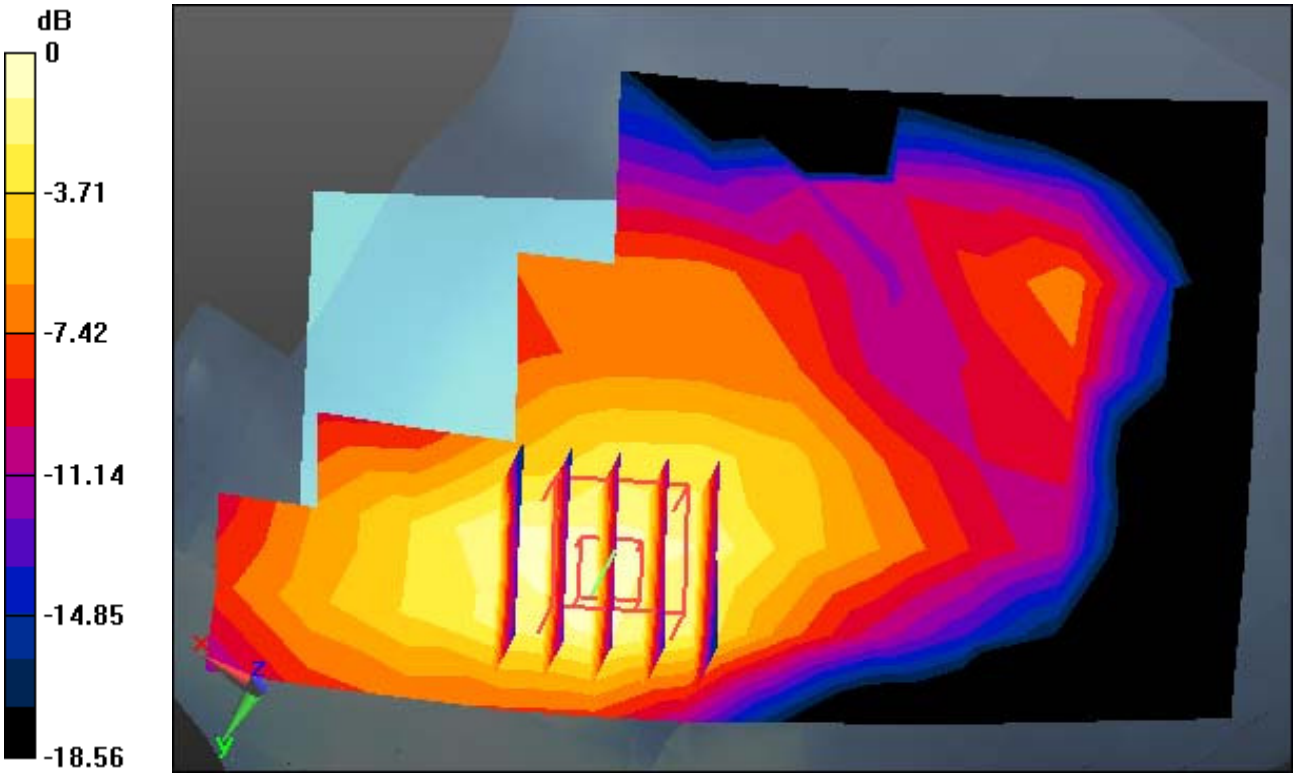

0 dB = 0.255 W/kg

DT&C Co., Ltd.

DUT: DA03; Type: Bar

Communication System: PCS1900 (0); Frequency: 1880 MHz; Duty Cycle: 1:4.15
Medium parameters used: f = 1880 MHz; σ = 1.416 S/m; ε_r = 40.589; ρ = 1000 kg/m^3
Phantom section: Right Section

DASY5 Configuration:
Probe: EX3DV4 - SN3933; ConvF(8.54, 8.54, 8.54); Calibrated: 9/27/2016; Electronics: DAE4 Sn1453
Phantom: SAM-twin middle(20deg probe tilt)_2013_09_24; Type: QD000P40CD; Serial: 1782
Measurement SW: DASY52, Version 52.8 (8); SEMCAD X Version 14.6.10 (7331)

Test Date: 2016-12-21; Ambient Temp: 20.8; Tissue Temp: 20.9

Right Touch, PCS1900 GPRS 2 Tx Ch. 661, Ant Internal, Standard Battery

Area Scan (8x12x1): Measurement grid: dx=15mm, dy=15mm
Zoom Scan (5x5x7)/Cube 0: Measurement grid: dx=8mm, dy=8mm, dz=5mm
Power Drift = 0.15 dB
Peak SAR (extrapolated) = 0.311 W/kg
SAR(1 g) = 0.193 W/kg; SAR(10 g) = 0.119 W/kg

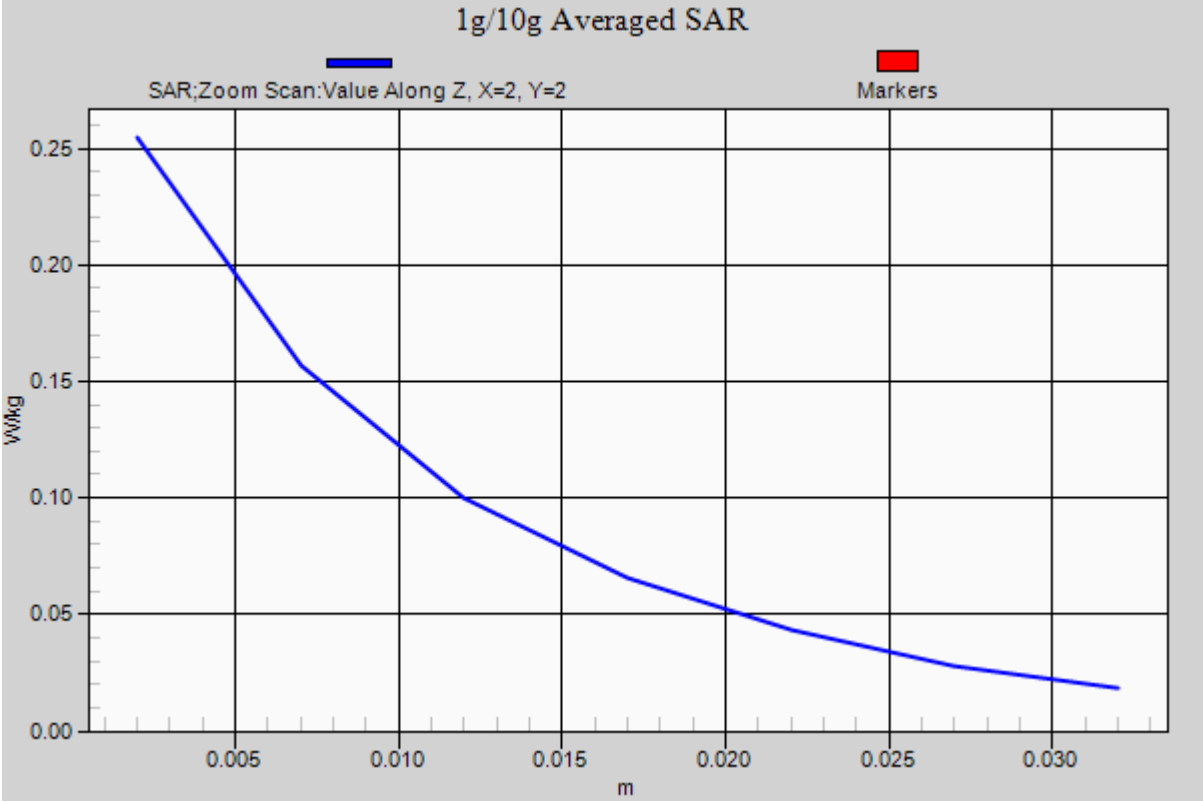

DT&C Co., Ltd.

DUT: DA03; Type: Bar

Communication System: WCDMA 850 (0); Frequency: 836.6 MHz; Duty Cycle: 1:1
Medium parameters used: f = 836.6 MHz; σ = 0.878 S/m; ε_r = 40.362; ρ = 1000 kg/m^3
Phantom section: Right Section

DASY5 Configuration:
Probe: EX3DV4 - SN3933; ConvF(10.48, 10.48, 10.48); Calibrated: 9/27/2016; Electronics: DAE4 Sn1453
Phantom: SAM-twin right (20deg probe tilt)_2013_09_24; Type: QD000P40CD; Serial: TP:1783
Measurement SW: DASY52, Version 52.8 (8); SEMCAD X Version 14.6.10 (7331)

Test Date: 2016-12-12; Ambient Temp: 20.9; Tissue Temp: 20.8

Right Touch, WCDMA850 Ch. 4183, Ant Internal, Standard Battery

Area Scan (8x12x1): Measurement grid: dx=15mm, dy=15mm
Zoom Scan (5x5x7)/Cube 0: Measurement grid: dx=8mm, dy=8mm, dz=5mm
Power Drift = 0.07 dB
Peak SAR (extrapolated) = 0.442 W/kg
SAR(1 g) = 0.351 W/kg; SAR(10 g) = 0.272 W/kg

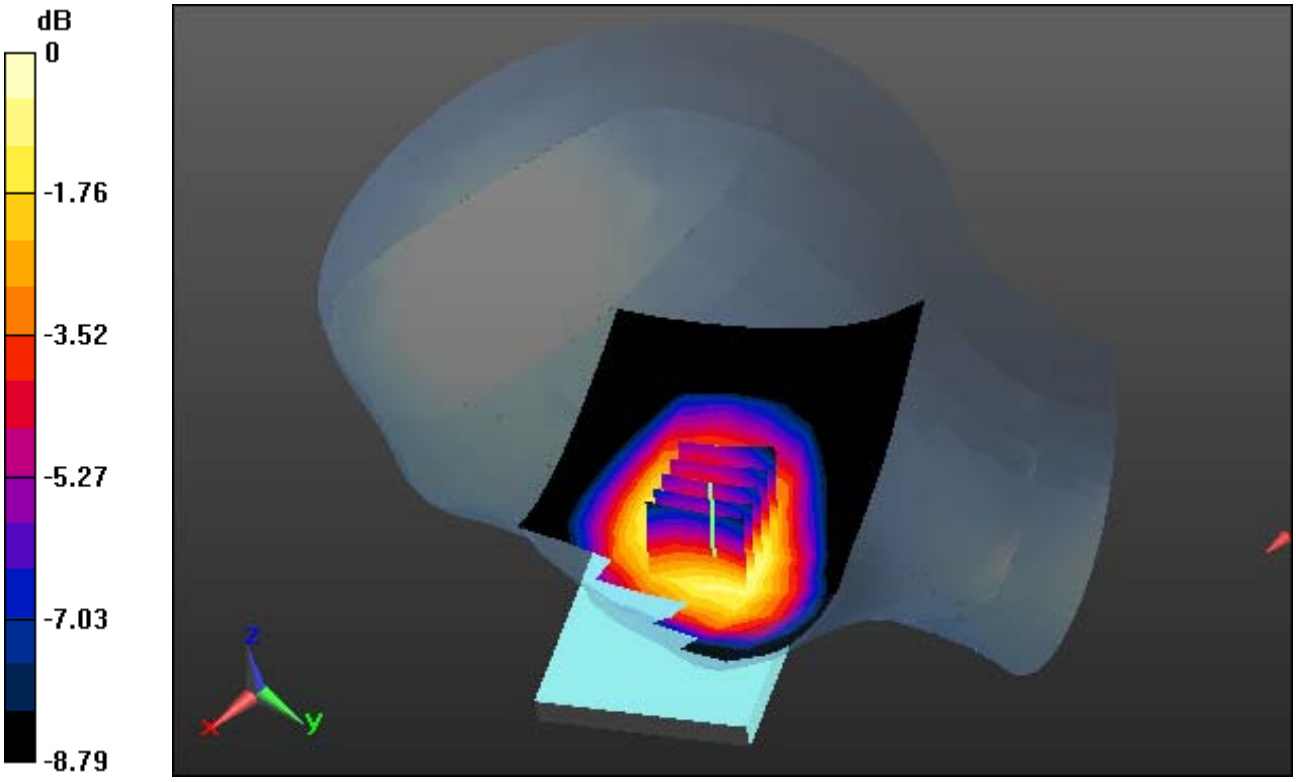

0 dB = 0.400 W/kg

DT&C Co., Ltd.

DUT: DA03; Type: Bar

Communication System: WCDMA 850 (0); Frequency: 836.6 MHz; Duty Cycle: 1:1
Medium parameters used: f = 836.6 MHz; σ = 0.878 S/m; ε_r = 40.362; ρ = 1000 kg/m^3
Phantom section: Right Section

DASY5 Configuration:
Probe: EX3DV4 - SN3933; ConvF(10.48, 10.48, 10.48); Calibrated: 9/27/2016; Electronics: DAE4 Sn1453
Phantom: SAM-twin right (20deg probe tilt)_2013_09_24; Type: QD000P40CD; Serial: TP:1783
Measurement SW: DASY52, Version 52.8 (8); SEMCAD X Version 14.6.10 (7331)

Test Date: 2016-12-12; Ambient Temp: 20.9; Tissue Temp: 20.8

Right Touch, WCDMA850 Ch. 4183, Ant Internal, Standard Battery

With Enlarge Plot image

Area Scan (8x12x1): Measurement grid: dx=15mm, dy=15mm
Zoom Scan (5x5x7)/Cube 0: Measurement grid: dx=8mm, dy=8mm, dz=5mm
Power Drift = 0.07 dB
Peak SAR (extrapolated) = 0.442 W/kg
SAR(1 g) = 0.351 W/kg; SAR(10 g) = 0.272 W/kg

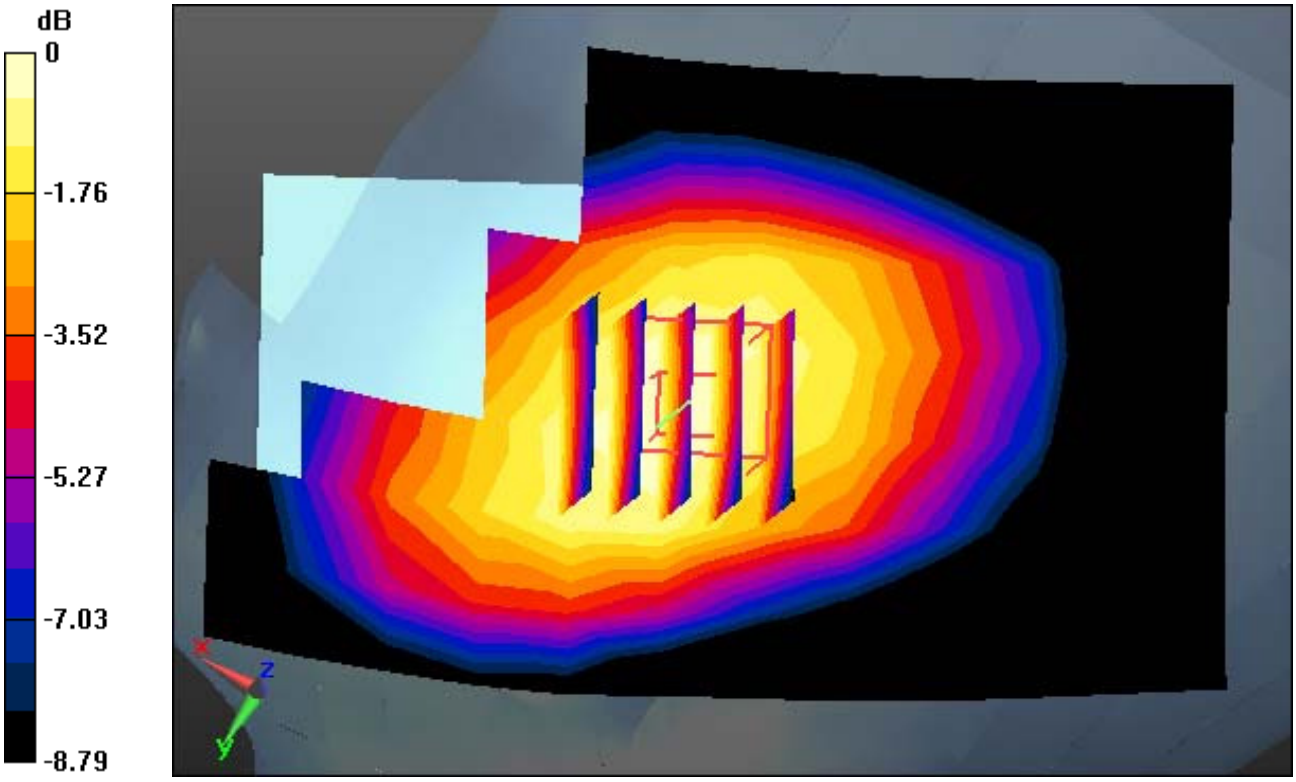

0 dB = 0.400 W/kg

DT&C Co., Ltd.

DUT: DA03; Type: Bar

Communication System: WCDMA 850 (0); Frequency: 836.6 MHz; Duty Cycle: 1:1
Medium parameters used: f = 836.6 MHz; σ = 0.878 S/m; ε_r = 40.362; ρ = 1000 kg/m^3
Phantom section: Right Section

DASY5 Configuration:
Probe: EX3DV4 - SN3933; ConvF(10.48, 10.48, 10.48); Calibrated: 9/27/2016; Electronics: DAE4 Sn1453
Phantom: SAM-twin right (20deg probe tilt)_2013_09_24; Type: QD000P40CD; Serial: TP:1783
Measurement SW: DASY52, Version 52.8 (8); SEMCAD X Version 14.6.10 (7331)

Test Date: 2016-12-12; Ambient Temp: 20.9; Tissue Temp: 20.8

Right Touch, WCDMA850 Ch. 4183, Ant Internal, Standard Battery

Area Scan (8x12x1): Measurement grid: dx=15mm, dy=15mm
Zoom Scan (5x5x7)/Cube 0: Measurement grid: dx=8mm, dy=8mm, dz=5mm
Power Drift = 0.07 dB
Peak SAR (extrapolated) = 0.442 W/kg
SAR(1 g) = 0.351 W/kg; SAR(10 g) = 0.272 W/kg

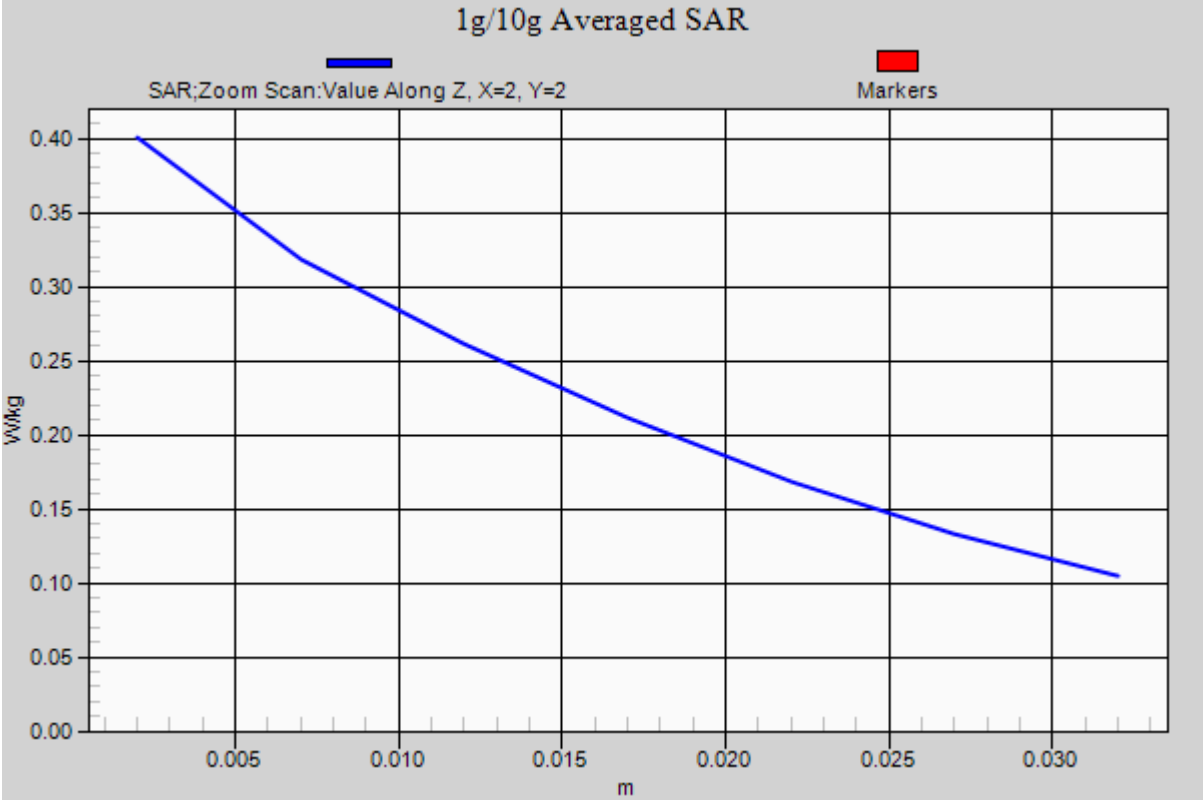

DT&C Co., Ltd.

DUT: DA03; Type: Bar

Communication System: LTE Band 17 FCC (0); Frequency: 710 MHz;Duty Cycle: 1:1
Medium parameters used: f = 710 MHz; σ = 0.861 S/m; ε_r = 41.083; ρ = 1000 kg/m^3
Phantom section: Right Section

DASY5 Configuration:
Probe: EX3DV4 - SN3933; ConvF(11, 11, 11); Calibrated: 9/27/2016; Electronics: DAE4 Sn1453
Phantom: SAM-twin right (20deg probe tilt)_2013_09_24; Type: QD000P40CD; Serial: TP:1783
Measurement SW: DASY52, Version 52.8 (8); SEMCAD X Version 14.6.10 (7331)

Test Date: 2016-12-22; Ambient Temp: 20.5; Tissue Temp: 20.7

Right Touch, LTE Band 17 Ch. 23790, Ant Internal, Standard Battery

Mode : BandWidth 10 MHz, QPSK, RB Size: 1

Area Scan (8x12x1): Measurement grid: dx=15mm, dy=15mm
Zoom Scan (5x5x7)/Cube 0: Measurement grid: dx=8mm, dy=8mm, dz=5mm
Power Drift = 0.07 dB
Peak SAR (extrapolated) = 0.376 W/kg
SAR(1 g) = 0.302 W/kg; SAR(10 g) = 0.231 W/kg

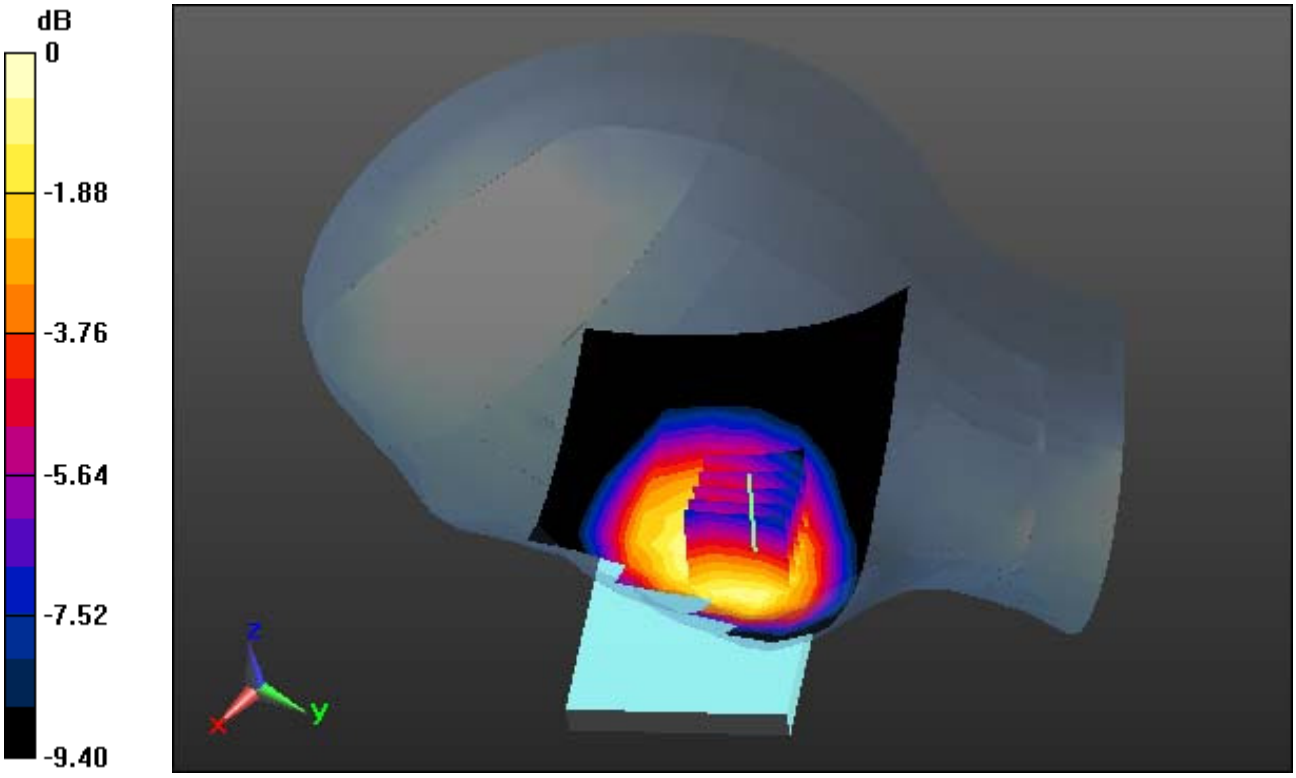

0 dB = 0.338 W/kg

DT&C Co., Ltd.

DUT: DA03; Type: Bar

Communication System: LTE Band 17 FCC (0); Frequency: 710 MHz;Duty Cycle: 1:1
Medium parameters used: f = 710 MHz; σ = 0.861 S/m; ε_r = 41.083; ρ = 1000 kg/m^3
Phantom section: Right Section

DASY5 Configuration:
Probe: EX3DV4 - SN3933; ConvF(11, 11, 11); Calibrated: 9/27/2016; Electronics: DAE4 Sn1453
Phantom: SAM-twin right (20deg probe tilt)_2013_09_24; Type: QD000P40CD; Serial: TP:1783
Measurement SW: DASY52, Version 52.8 (8); SEMCAD X Version 14.6.10 (7331)

Test Date: 2016-12-22; Ambient Temp: 20.5; Tissue Temp: 20.7

Right Touch, LTE Band 17 Ch. 23790, Ant Internal, Standard Battery

Mode : BandWidth 10 MHz, QPSK, RB Size: 1

With Enlarge Plot image

Area Scan (8x12x1): Measurement grid: dx=15mm, dy=15mm
Zoom Scan (5x5x7)/Cube 0: Measurement grid: dx=8mm, dy=8mm, dz=5mm
Power Drift = 0.07 dB
Peak SAR (extrapolated) = 0.376 W/kg
SAR(1 g) = 0.302 W/kg; SAR(10 g) = 0.231 W/kg

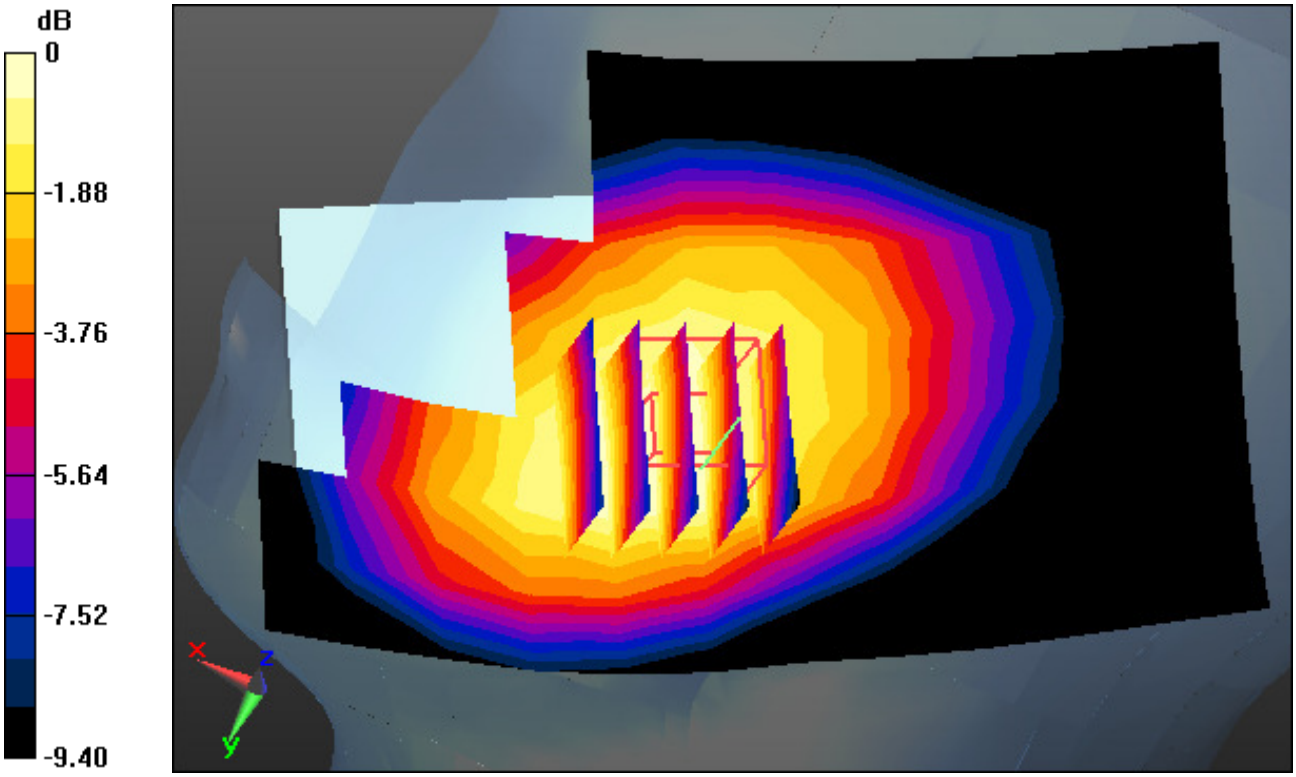

0 dB = 0.338 W/kg

DT&C Co., Ltd.

DUT: DA03; Type: Bar

Communication System: LTE Band 17 FCC (0); Frequency: 710 MHz;Duty Cycle: 1:1
Medium parameters used: f = 710 MHz; σ = 0.861 S/m; ε_r = 41.083; ρ = 1000 kg/m^3
Phantom section: Right Section

DASY5 Configuration:
Probe: EX3DV4 - SN3933; ConvF(11, 11, 11); Calibrated: 9/27/2016; Electronics: DAE4 Sn1453
Phantom: SAM-twin right (20deg probe tilt)_2013_09_24; Type: QD000P40CD; Serial: TP:1783
Measurement SW: DASY52, Version 52.8 (8); SEMCAD X Version 14.6.10 (7331)

Test Date: 2016-12-22; Ambient Temp: 20.5; Tissue Temp: 20.7

Right Touch, LTE Band 17 Ch. 23790, Ant Internal, Standard Battery

Mode : BandWidth 10 MHz, QPSK, RB Size: 1

Area Scan (8x12x1): Measurement grid: dx=15mm, dy=15mm
Zoom Scan (5x5x7)/Cube 0: Measurement grid: dx=8mm, dy=8mm, dz=5mm
Power Drift = 0.07 dB
Peak SAR (extrapolated) = 0.376 W/kg
SAR(1 g) = 0.302 W/kg; SAR(10 g) = 0.231 W/kg

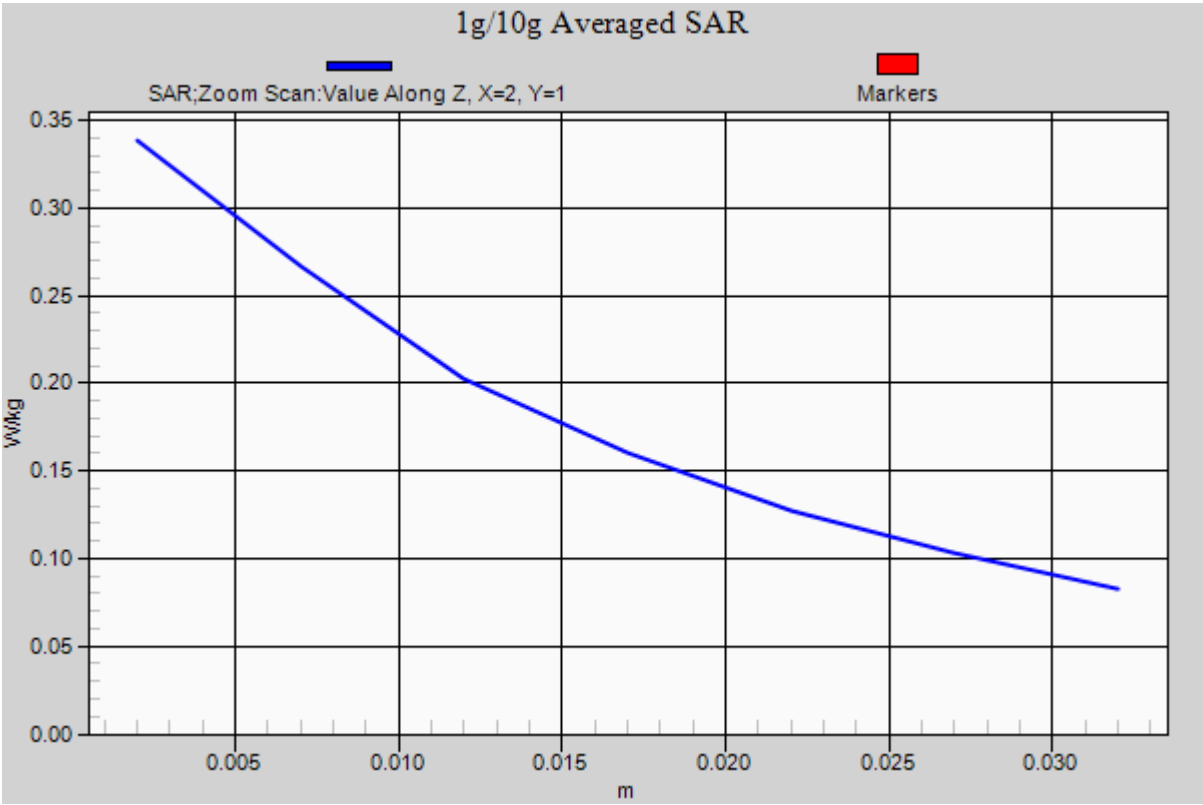

DT&C Co., Ltd.

DUT: DA03; Type: Bar

Communication System: 2.4 GHz W-LAN (0); Frequency: 2437 MHz; Duty Cycle: 1:1
Medium parameters used: f = 2437 MHz; σ = 1.81 S/m; ε_r = 39.136; ρ = 1000 kg/m^3
Phantom section: Left Section

DASY5 Configuration:
Probe: EX3DV4 - SN3933; ConvF(7.55, 7.55, 7.55); Calibrated: 9/27/2016; Electronics: DAE4 Sn1453
Phantom: SAM-twin middle(20deg probe tilt)_2013_09_24; Type: QD000P40CD; Serial: 1782
Measurement SW: DASY52, Version 52.8 (8); SEMCAD X Version 14.6.10 (7331)

Test Date: 2016-12-23; Ambient Temp: 21.2; Tissue Temp: 21.0

Left Touch, W-LAN(802.11b) Ch. 6, Ant Internal, Standard Battery

Area Scan (10x15x1): Measurement grid: dx=12mm, dy=12mm
Zoom Scan (7x7x7)/Cube 0: Measurement grid: dx=5mm, dy=5mm, dz=5mm
Power Drift = 0.05 dB
Peak SAR (extrapolated) = 0.754 W/kg
SAR(1 g) = 0.304 W/kg; SAR(10 g) = 0.132 W/kg

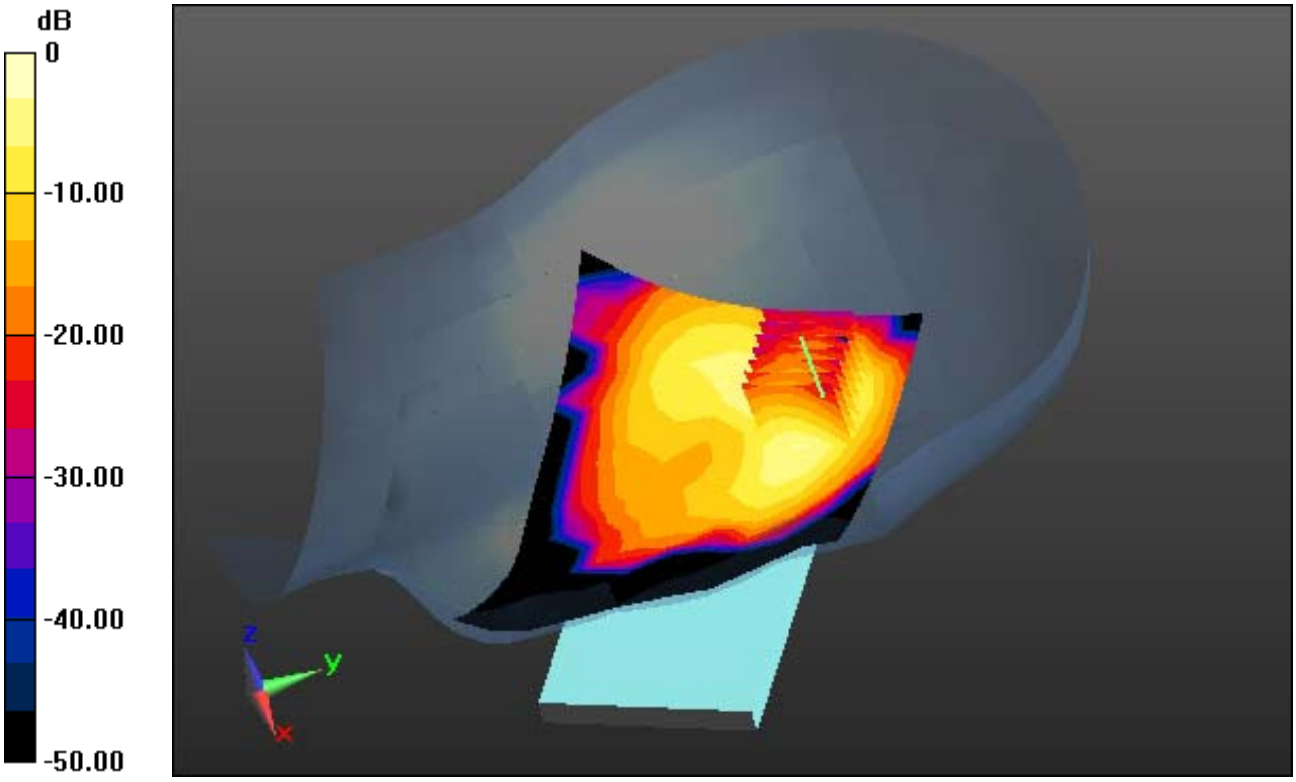

0 dB = 0.490 W/kg

DT&C Co., Ltd.

DUT: DA03; Type: Bar

Communication System: 2.4 GHz W-LAN (0); Frequency: 2437 MHz; Duty Cycle: 1:1
Medium parameters used: f = 2437 MHz; σ = 1.81 S/m; ε_r = 39.136; ρ = 1000 kg/m^3
Phantom section: Left Section

DASY5 Configuration:
Probe: EX3DV4 - SN3933; ConvF(7.55, 7.55, 7.55); Calibrated: 9/27/2016; Electronics: DAE4 Sn1453
Phantom: SAM-twin middle(20deg probe tilt)_2013_09_24; Type: QD000P40CD; Serial: 1782
Measurement SW: DASY52, Version 52.8 (8); SEMCAD X Version 14.6.10 (7331)

Test Date: 2016-12-23; Ambient Temp: 21.2; Tissue Temp: 21.0

Left Touch, W-LAN(802.11b) Ch. 6, Ant Internal, Standard Battery

With Enlarge Plot image

Area Scan (10x15x1): Measurement grid: dx=12mm, dy=12mm
Zoom Scan (7x7x7)/Cube 0: Measurement grid: dx=5mm, dy=5mm, dz=5mm
Power Drift = 0.05 dB
Peak SAR (extrapolated) = 0.754 W/kg
SAR(1 g) = 0.304 W/kg; SAR(10 g) = 0.132 W/kg

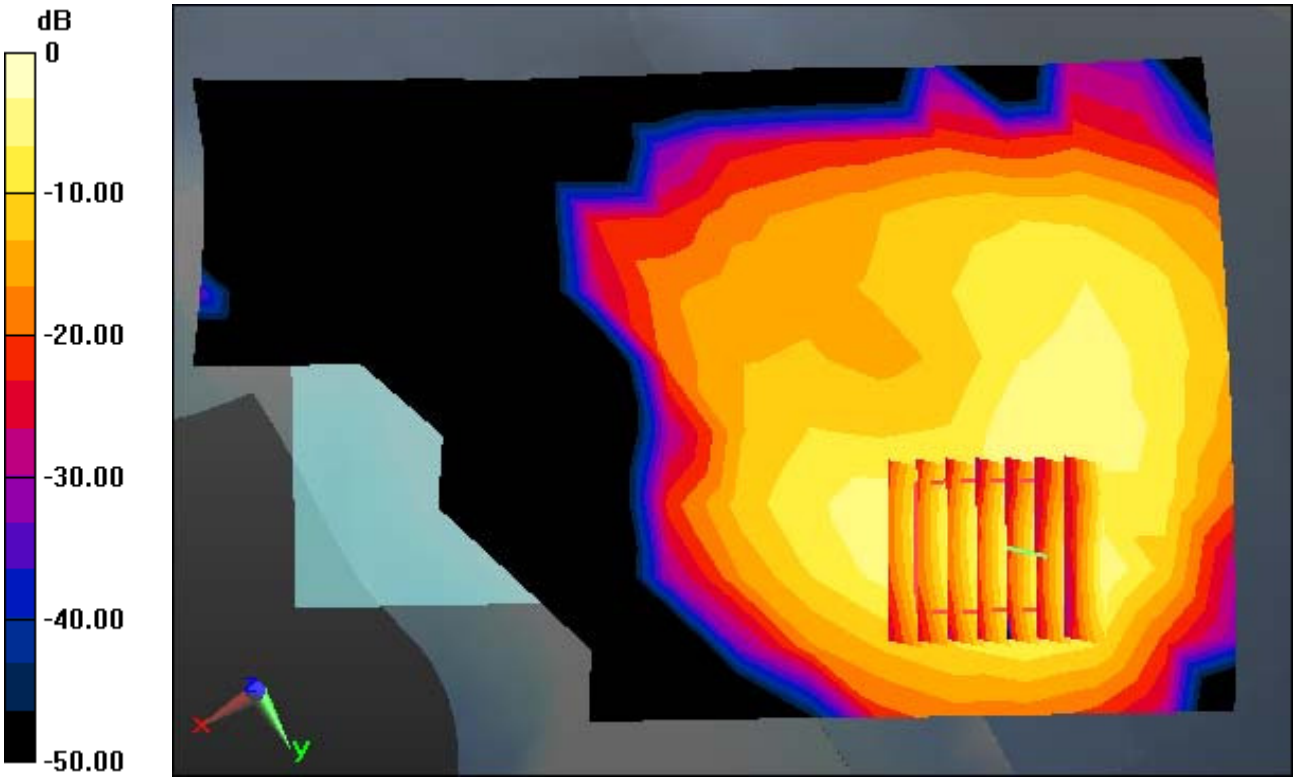

0 dB = 0.490 W/kg

DT&C Co., Ltd.

DUT: DA03; Type: Bar

Communication System: 2.4 GHz W-LAN (0); Frequency: 2437 MHz; Duty Cycle: 1:1
Medium parameters used: f = 2437 MHz; σ = 1.81 S/m; ε_r = 39.136; ρ = 1000 kg/m^3
Phantom section: Left Section

DASY5 Configuration:
Probe: EX3DV4 - SN3933; ConvF(7.55, 7.55, 7.55); Calibrated: 9/27/2016; Electronics: DAE4 Sn1453
Phantom: SAM-twin middle(20deg probe tilt)_2013_09_24; Type: QD000P40CD; Serial: 1782
Measurement SW: DASY52, Version 52.8 (8); SEMCAD X Version 14.6.10 (7331)

Test Date: 2016-12-23; Ambient Temp: 21.2; Tissue Temp: 21.0

Left Touch, W-LAN(802.11b) Ch. 6, Ant Internal, Standard Battery

Area Scan (10x15x1): Measurement grid: dx=12mm, dy=12mm
Zoom Scan (7x7x7)/Cube 0: Measurement grid: dx=5mm, dy=5mm, dz=5mm
Power Drift = 0.05 dB
Peak SAR (extrapolated) = 0.754 W/kg
SAR(1 g) = 0.304 W/kg; SAR(10 g) = 0.132 W/kg

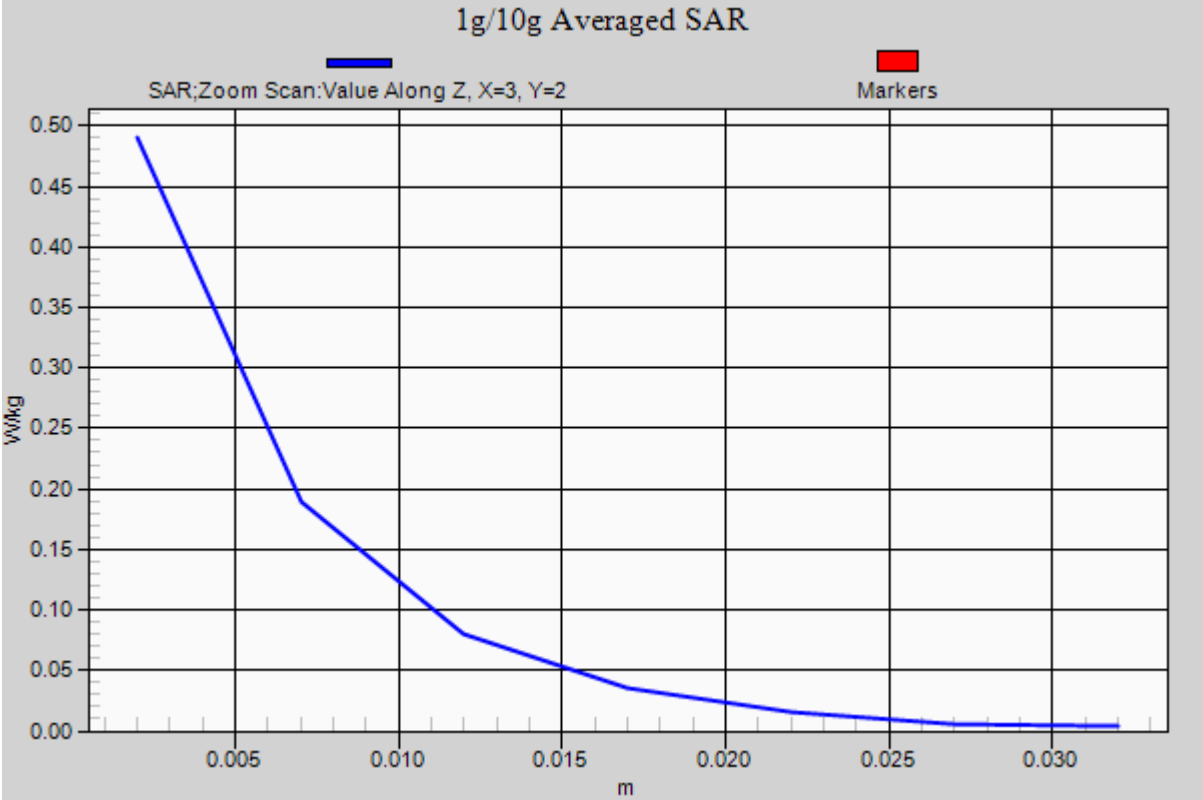

DT&C Co., Ltd.

DUT: DA03; Type: Bar

Communication System: W-LAN_5 GHz(FCC) (0); Frequency: 5280 MHz; Duty Cycle: 1:1
Medium parameters used: f = 5280 MHz; σ = 4.84 S/m; ε_r = 36.495; ρ = 1000 kg/m^3
Phantom section: Left Section

DASY5 Configuration:
Probe: EX3DV4 - SN3933; ConvF(5.11, 5.11, 5.11); Calibrated: 9/27/2016; Electronics: DAE4 Sn1453
Phantom: SAM-twin middle(20deg probe tilt)_2013_09_24; Type: QD000P40CD; Serial: 1782
Measurement SW: DASY52, Version 52.8 (8); SEMCAD X Version 14.6.10 (7331)

Test Date: 2016-12-26; Ambient Temp: 20.8; Tissue Temp: 20.6

Left Tilt, 5.3G W-LAN(802.11a) Ch. 56, Ant Internal, Standard Battery

Area Scan (12x18x1): Measurement grid: dx=10mm, dy=10mm
Zoom Scan (7x7x12)/Cube 0: Measurement grid: dx=4mm, dy=4mm, dz=2mm
Power Drift = -0.12 dB
Peak SAR (extrapolated) = 1.84 W/kg
SAR(1 g) = 0.469 W/kg; SAR(10 g) = 0.152 W/kg

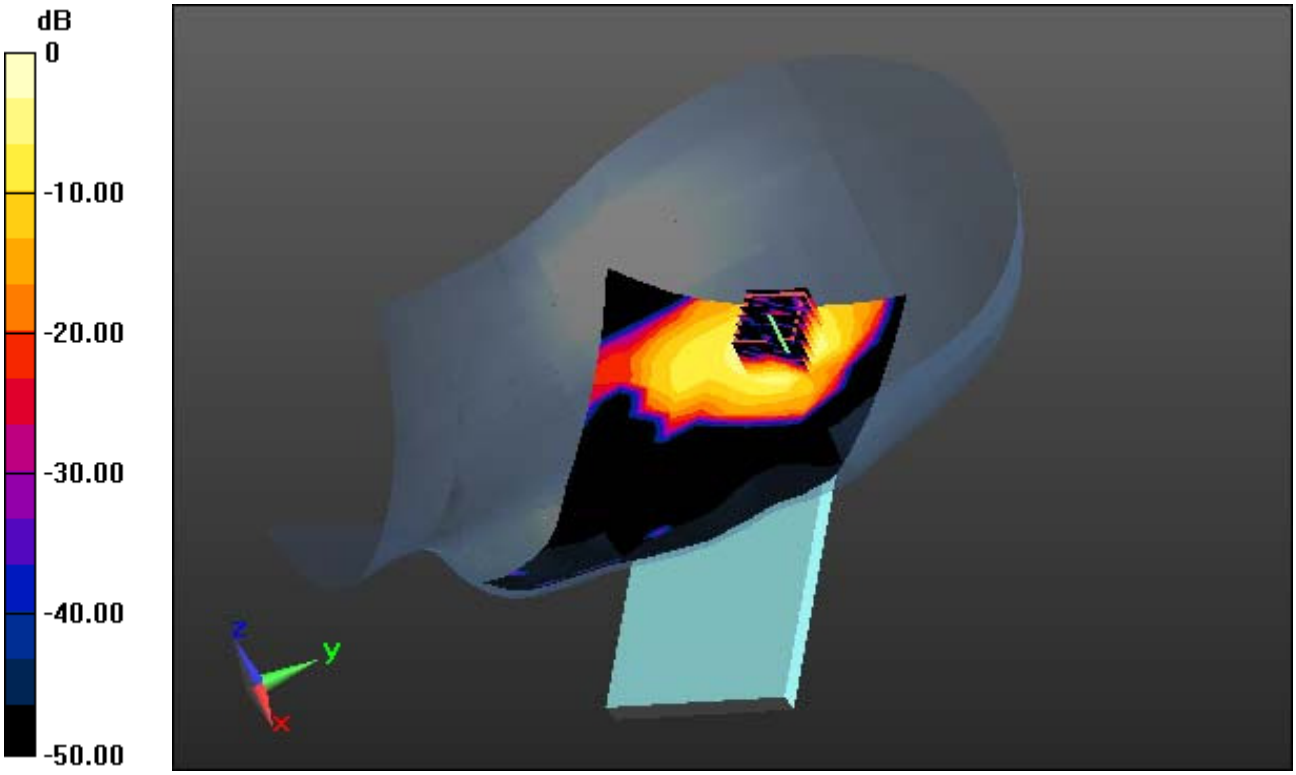

0 dB = 0.907 W/kg

DT&C Co., Ltd.

DUT: DA03; Type: Bar

Communication System: W-LAN_5 GHz(FCC) (0); Frequency: 5280 MHz; Duty Cycle: 1:1
Medium parameters used: f = 5280 MHz; σ = 4.84 S/m; ε_r = 36.495; ρ = 1000 kg/m^3
Phantom section: Left Section

DASY5 Configuration:
Probe: EX3DV4 - SN3933; ConvF(5.11, 5.11, 5.11); Calibrated: 9/27/2016; Electronics: DAE4 Sn1453
Phantom: SAM-twin middle(20deg probe tilt)_2013_09_24; Type: QD000P40CD; Serial: 1782
Measurement SW: DASY52, Version 52.8 (8); SEMCAD X Version 14.6.10 (7331)

Test Date: 2016-12-26; Ambient Temp: 20.8; Tissue Temp: 20.6

Left Tilt, 5.3G W-LAN(802.11a) Ch. 56, Ant Internal, Standard Battery

With Enlarge Plot image

Area Scan (12x18x1): Measurement grid: dx=10mm, dy=10mm
Zoom Scan (7x7x12)/Cube 0: Measurement grid: dx=4mm, dy=4mm, dz=2mm
Power Drift = -0.12 dB
Peak SAR (extrapolated) = 1.84 W/kg
SAR(1 g) = 0.469 W/kg; SAR(10 g) = 0.152 W/kg

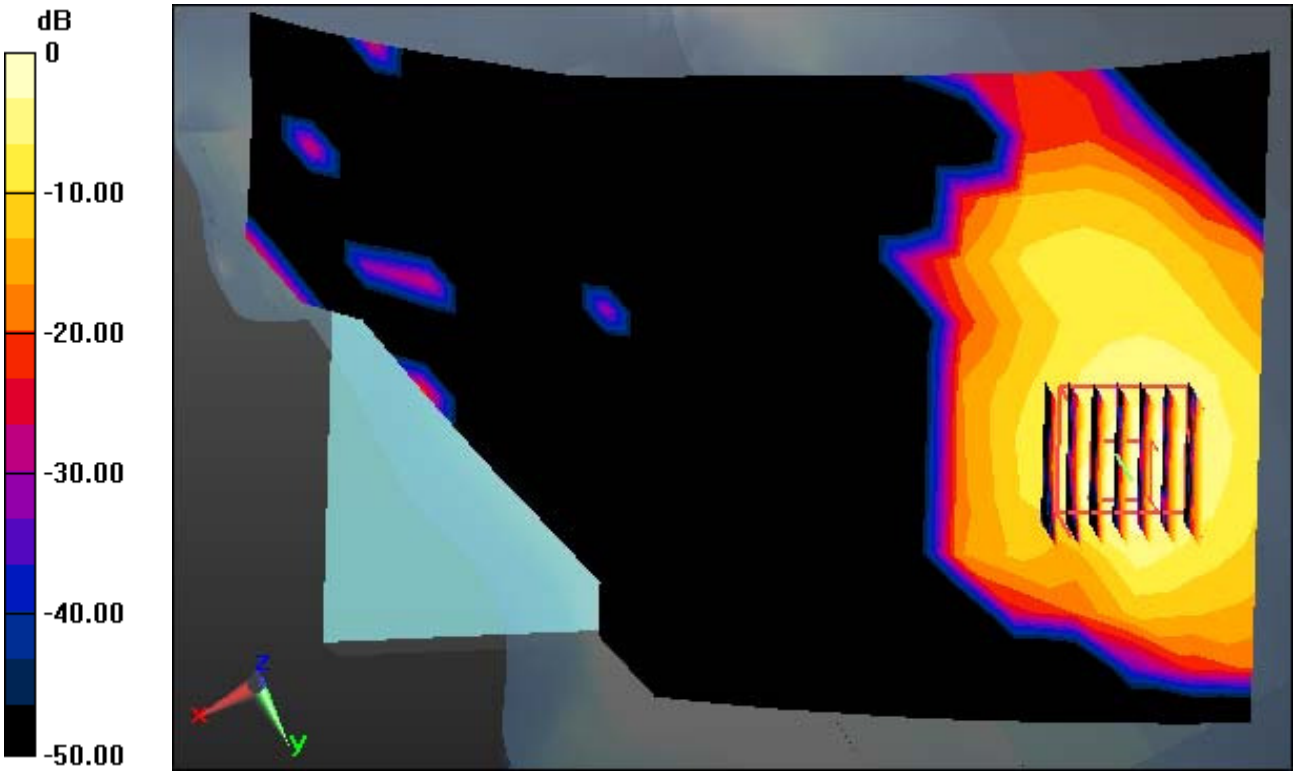

0 dB = 0.907 W/kg

DT&C Co., Ltd.

DUT: DA03; Type: Bar

Communication System: W-LAN_5 GHz(FCC) (0); Frequency: 5280 MHz; Duty Cycle: 1:1
Medium parameters used: f = 5280 MHz; σ = 4.84 S/m; ε_r = 36.495; ρ = 1000 kg/m^3
Phantom section: Left Section

DASY5 Configuration:
Probe: EX3DV4 - SN3933; ConvF(5.11, 5.11, 5.11); Calibrated: 9/27/2016; Electronics: DAE4 Sn1453
Phantom: SAM-twin middle(20deg probe tilt)_2013_09_24; Type: QD000P40CD; Serial: 1782
Measurement SW: DASY52, Version 52.8 (8); SEMCAD X Version 14.6.10 (7331)

Test Date: 2016-12-26; Ambient Temp: 20.8; Tissue Temp: 20.6

Left Tilt, 5.3G W-LAN(802.11a) Ch. 56, Ant Internal, Standard Battery

Area Scan (12x18x1): Measurement grid: dx=10mm, dy=10mm
Zoom Scan (7x7x12)/Cube 0: Measurement grid: dx=4mm, dy=4mm, dz=2mm
Power Drift = -0.12 dB
Peak SAR (extrapolated) = 1.84 W/kg
SAR(1 g) = 0.469 W/kg; SAR(10 g) = 0.152 W/kg

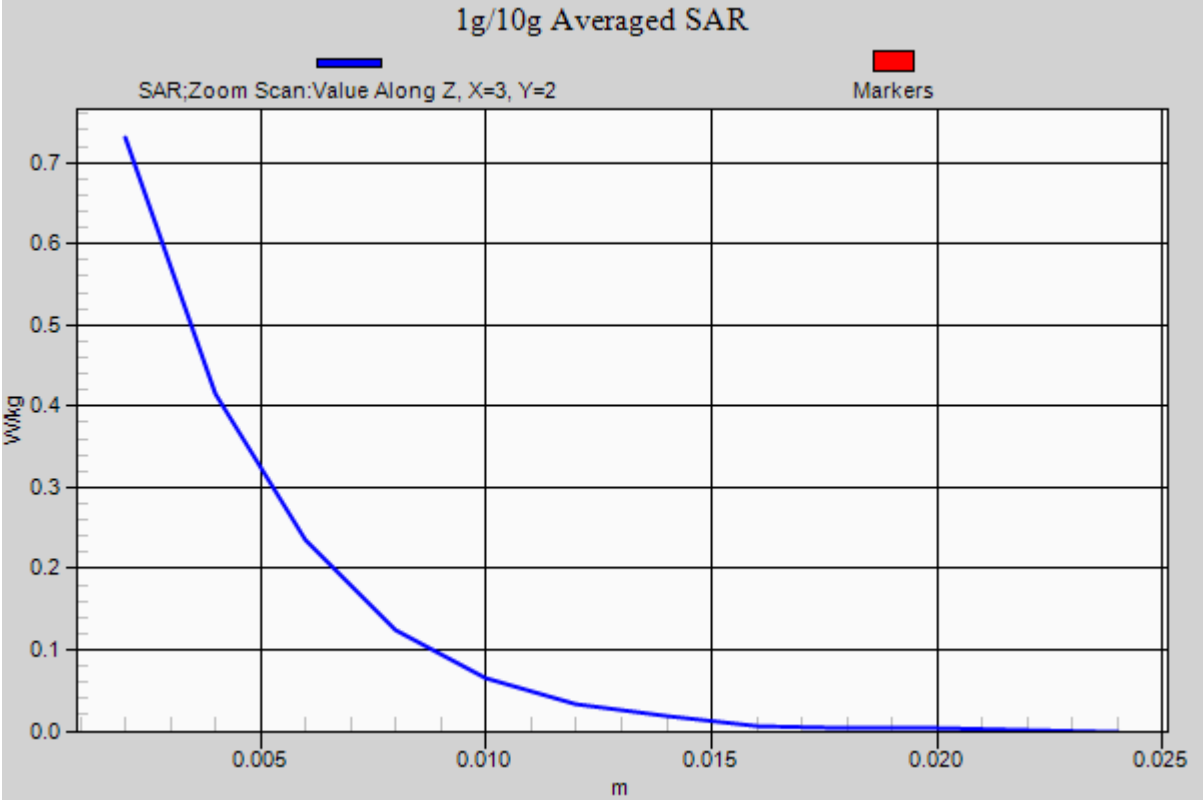

DT&C Co., Ltd.

DUT: DA03; Type: Bar

Communication System: W-LAN_5 GHz(FCC) (0); Frequency: 5580 MHz; Duty Cycle: 1:1
Medium parameters used: f = 5580 MHz; σ = 5.147 S/m; ε_r = 36.311; ρ = 1000 kg/m^3
Phantom section: Left Section

DASY5 Configuration:
Probe: EX3DV4 - SN3933; ConvF(4.6, 4.6, 4.6); Calibrated: 9/27/2016; Electronics: DAE4 Sn1453
Phantom: SAM-twin middle(20deg probe tilt)_2013_09_24; Type: QD000P40CD; Serial: 1782
Measurement SW: DASY52, Version 52.8 (8); SEMCAD X Version 14.6.10 (7331)

Test Date: 2016-12-27; Ambient Temp: 20.4; Tissue Temp: 20.5

Left Tilt, 5.6G W-LAN(802.11a) Ch. 116, Ant Internal, Standard Battery

Area Scan (12x18x1): Measurement grid: dx=10mm, dy=10mm
Zoom Scan (7x7x12)/Cube 0: Measurement grid: dx=4mm, dy=4mm, dz=2mm
Power Drift = -0.02 dB
Peak SAR (extrapolated) = 1.44 W/kg
SAR(1 g) = 0.363 W/kg; SAR(10 g) = 0.103 W/kg



0 dB = 0.725 W/kg

DT&C Co., Ltd.

DUT: DA03; Type: Bar

Communication System: W-LAN_5 GHz(FCC) (0); Frequency: 5580 MHz; Duty Cycle: 1:1
Medium parameters used: f = 5580 MHz; σ = 5.147 S/m; ε_r = 36.311; ρ = 1000 kg/m^3
Phantom section: Left Section

DASY5 Configuration:
Probe: EX3DV4 - SN3933; ConvF(4.6, 4.6, 4.6); Calibrated: 9/27/2016; Electronics: DAE4 Sn1453
Phantom: SAM-twin middle(20deg probe tilt)_2013_09_24; Type: QD000P40CD; Serial: 1782
Measurement SW: DASY52, Version 52.8 (8); SEMCAD X Version 14.6.10 (7331)

Test Date: 2016-12-27; Ambient Temp: 20.4; Tissue Temp: 20.5

Left Tilt, 5.6G W-LAN(802.11a) Ch. 116, Ant Internal, Standard Battery

With Enlarge Plot image

Area Scan (12x18x1): Measurement grid: dx=10mm, dy=10mm
Zoom Scan (7x7x12)/Cube 0: Measurement grid: dx=4mm, dy=4mm, dz=2mm
Power Drift = -0.02 dB
Peak SAR (extrapolated) = 1.44 W/kg
SAR(1 g) = 0.363 W/kg; SAR(10 g) = 0.103 W/kg

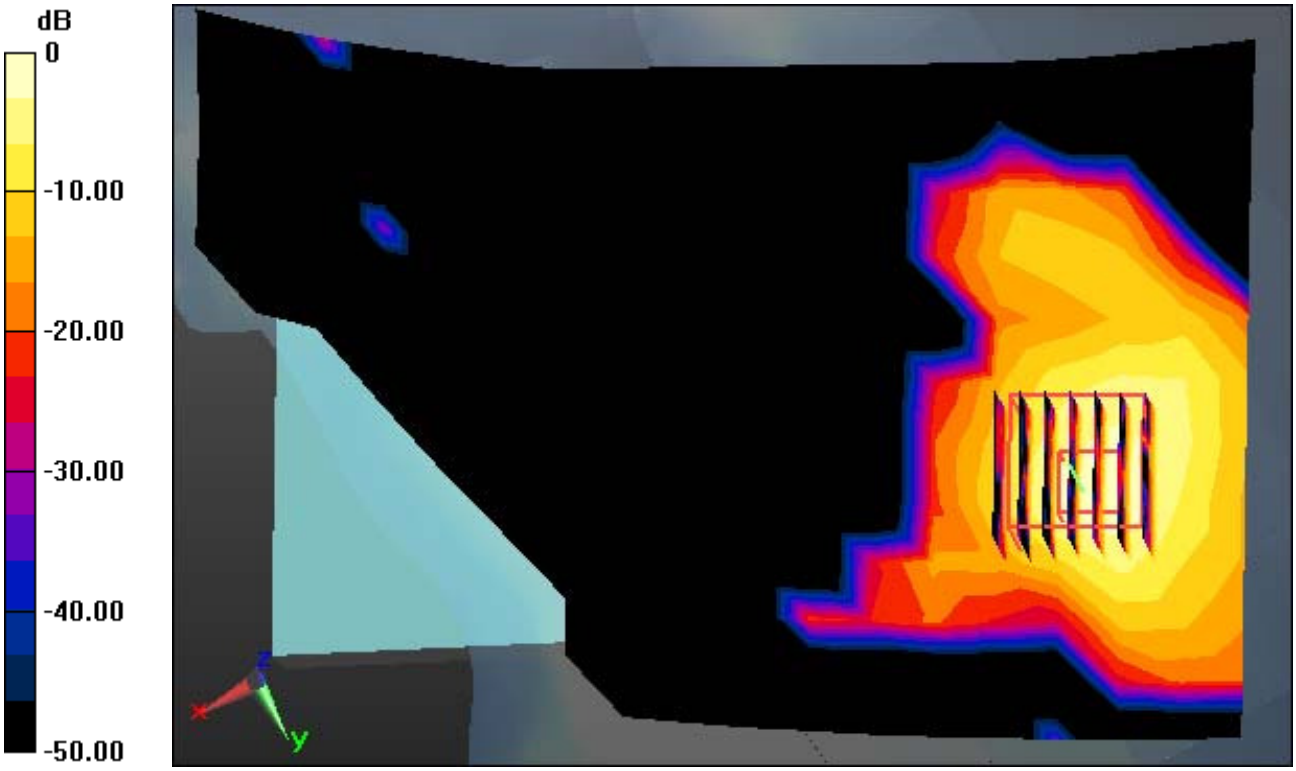

0 dB = 0.725 W/kg

DT&C Co., Ltd.

DUT: DA03; Type: Bar

Communication System: W-LAN_5 GHz(FCC) (0); Frequency: 5580 MHz; Duty Cycle: 1:1
Medium parameters used: f = 5580 MHz; σ = 5.147 S/m; ε_r = 36.311; ρ = 1000 kg/m^3
Phantom section: Left Section

DASY5 Configuration:
Probe: EX3DV4 - SN3933; ConvF(4.6, 4.6, 4.6); Calibrated: 9/27/2016; Electronics: DAE4 Sn1453
Phantom: SAM-twin middle(20deg probe tilt)_2013_09_24; Type: QD000P40CD; Serial: 1782
Measurement SW: DASY52, Version 52.8 (8); SEMCAD X Version 14.6.10 (7331)

Test Date: 2016-12-27; Ambient Temp: 20.4; Tissue Temp: 20.5

Left Tilt, 5.6G W-LAN(802.11a) Ch. 116, Ant Internal, Standard Battery

Area Scan (12x18x1): Measurement grid: dx=10mm, dy=10mm
Zoom Scan (7x7x12)/Cube 0: Measurement grid: dx=4mm, dy=4mm, dz=2mm
Power Drift = -0.02 dB
Peak SAR (extrapolated) = 1.44 W/kg
SAR(1 g) = 0.363 W/kg; SAR(10 g) = 0.103 W/kg

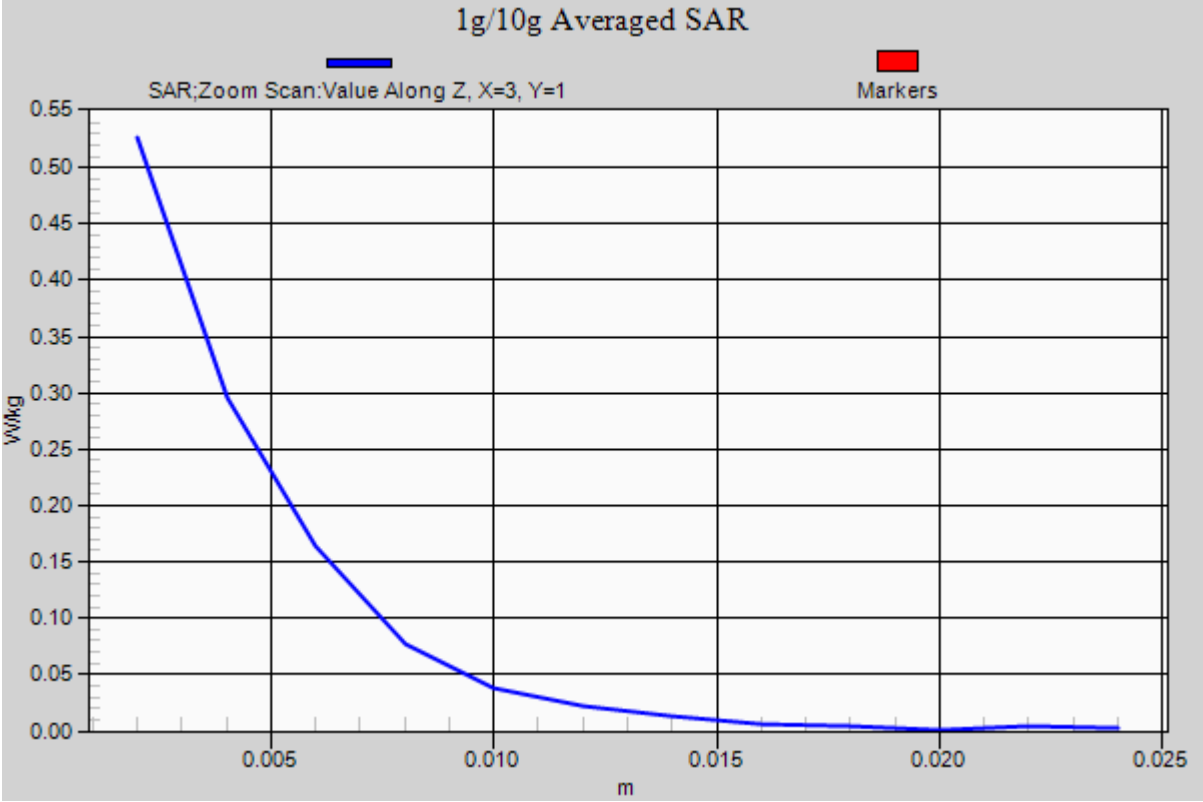

DT&C Co., Ltd.

DUT: DA03; Type: Bar

Communication System: GSM 850 (0); Frequency: 836.6 MHz; Duty Cycle: 1:8.3
Medium parameters used: f = 836.6 MHz; σ = 1.004 S/m; ε_r = 53.837; ρ = 1000 kg/m^3
Phantom section: Flat Section

DASY5 Configuration:
Probe: EX3DV4 - SN3933; ConvF(10.47, 10.47, 10.47); Calibrated: 9/27/2016; Electronics: DAE4 Sn1453
Phantom: SAM-twin right (20deg probe tilt)_2013_09_24; Type: QD000P40CD; Serial: TP:1783
Measurement SW: DASY52, Version 52.8 (8); SEMCAD X Version 14.6.10 (7331)

Test Date: 2016-12-13; Ambient Temp: 20.8; Tissue Temp: 20.7

1 cm space from Body, Rear, GSM850 Ch. 190, Ant Internal

Area Scan (8x13x1): Measurement grid: dx=15mm, dy=15mm
Zoom Scan (5x5x7)/Cube 0: Measurement grid: dx=8mm, dy=8mm, dz=5mm
Power Drift = 0.00 dB
Peak SAR (extrapolated) = 0.841 W/kg
SAR(1 g) = 0.660 W/kg; SAR(10 g) = 0.494 W/kg

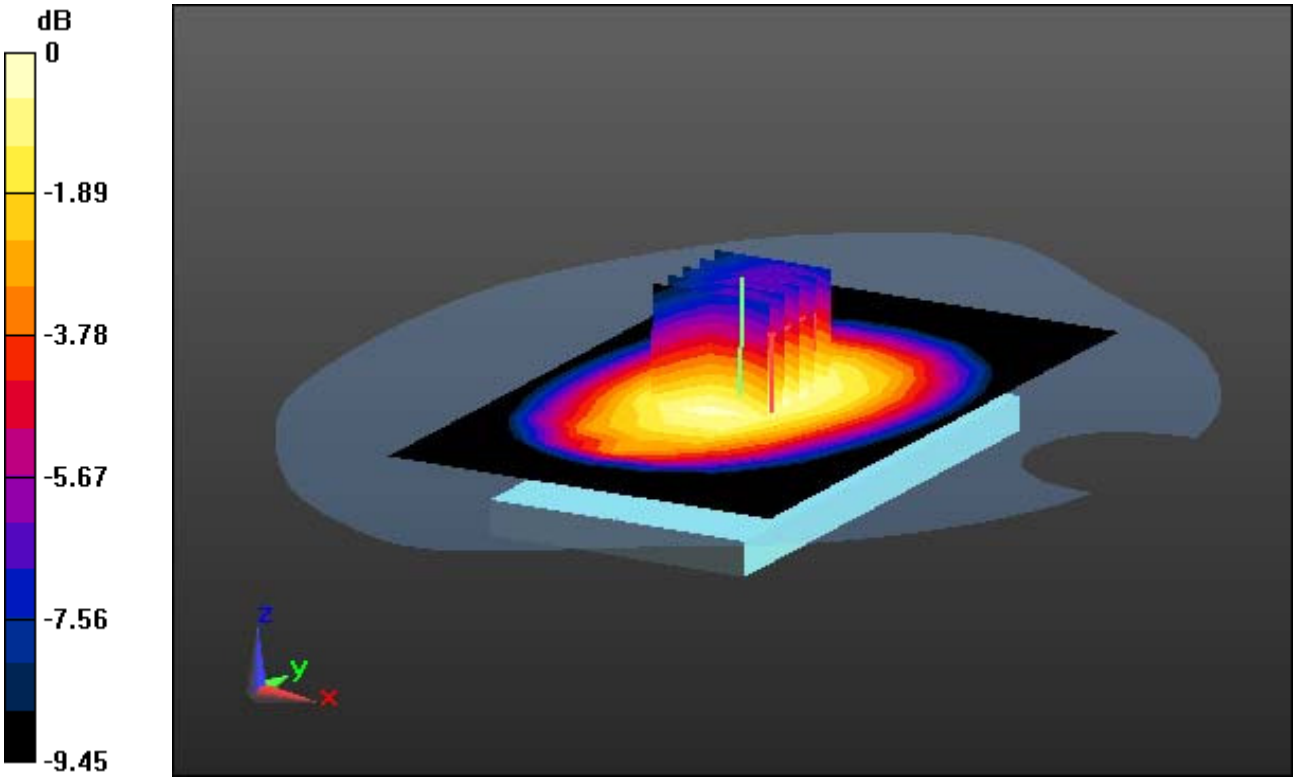

0 dB = 0.768 W/kg

DT&C Co., Ltd.

DUT: DA03; Type: Bar

Communication System: GSM 850 (0); Frequency: 836.6 MHz; Duty Cycle: 1:8.3
Medium parameters used: f = 836.6 MHz; σ = 1.004 S/m; ε_r = 53.837; ρ = 1000 kg/m^3
Phantom section: Flat Section

DASY5 Configuration:
Probe: EX3DV4 - SN3933; ConvF(10.47, 10.47, 10.47); Calibrated: 9/27/2016; Electronics: DAE4 Sn1453
Phantom: SAM-twin right (20deg probe tilt)_2013_09_24; Type: QD000P40CD; Serial: TP:1783
Measurement SW: DASY52, Version 52.8 (8); SEMCAD X Version 14.6.10 (7331)

Test Date: 2016-12-13; Ambient Temp: 20.8; Tissue Temp: 20.7

1 cm space from Body, Rear, GSM850 Ch. 190, Ant Internal

With Enlarge Plot image

Area Scan (8x13x1): Measurement grid: dx=15mm, dy=15mm
M**Zoom Scan (5x5x7)/Cube 0:** Measurement grid: dx=8mm, dy=8mm, dz=5mm
Power Drift = 0.00 dB
Peak SAR (extrapolated) = 0.841 W/kg
SAR(1 g) = 0.660 W/kg; SAR(10 g) = 0.494 W/kg

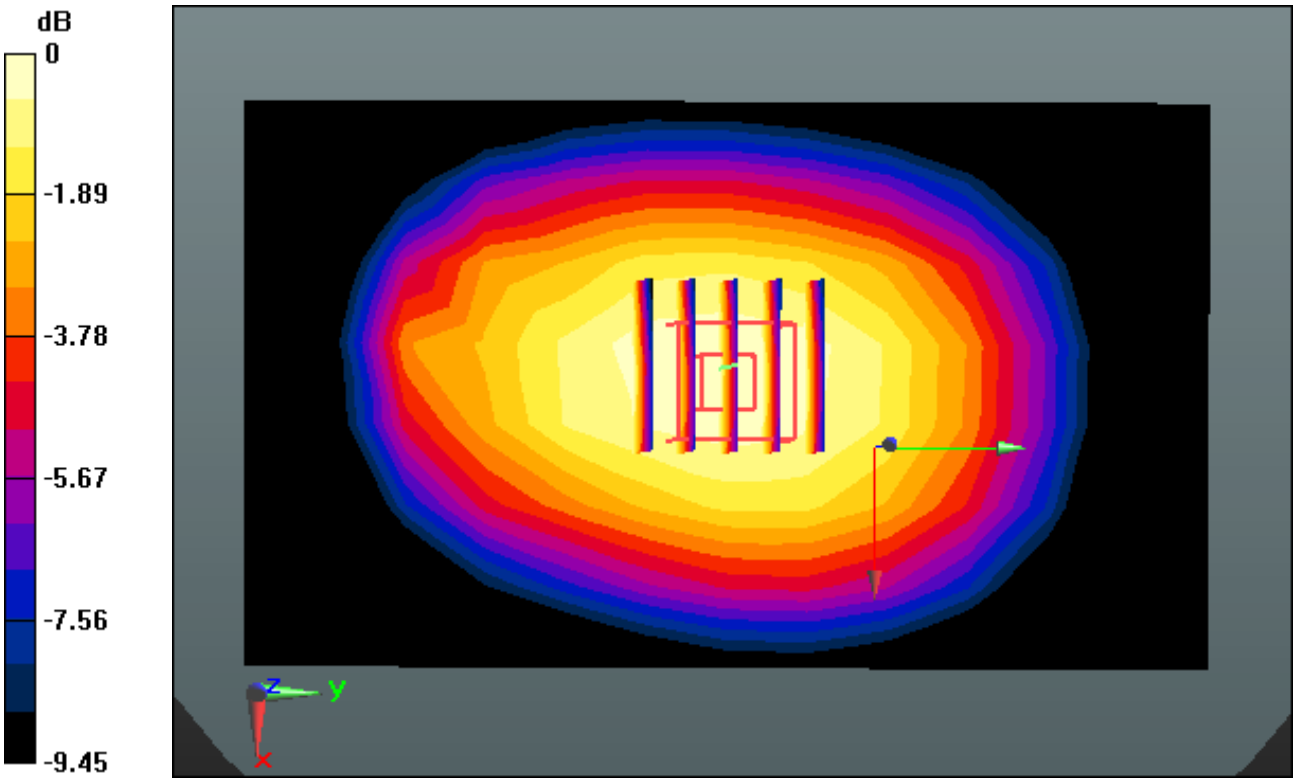

0 dB = 0.768 W/kg

DT&C Co., Ltd.

DUT: DA03; Type: Bar

Communication System: GSM 850 (0); Frequency: 836.6 MHz; Duty Cycle: 1:8.3
Medium parameters used: f = 836.6 MHz; σ = 1.004 S/m; ε_r = 53.837; ρ = 1000 kg/m^3
Phantom section: Flat Section

DASY5 Configuration:
Probe: EX3DV4 - SN3933; ConvF(10.47, 10.47, 10.47); Calibrated: 9/27/2016; Electronics: DAE4 Sn1453
Phantom: SAM-twin right (20deg probe tilt)_2013_09_24; Type: QD000P40CD; Serial: TP:1783
Measurement SW: DASY52, Version 52.8 (8); SEMCAD X Version 14.6.10 (7331)

Test Date: 2016-12-13; Ambient Temp: 20.8; Tissue Temp: 20.7

1 cm space from Body, Rear, GSM850 Ch. 190, Ant Internal

Area Scan (8x13x1): Measurement grid: dx=15mm, dy=15mm
Zoom Scan (5x5x7)/Cube 0: Measurement grid: dx=8mm, dy=8mm, dz=5mm
Power Drift = 0.00 dB
Peak SAR (extrapolated) = 0.841 W/kg
SAR(1 g) = 0.660 W/kg; SAR(10 g) = 0.494 W/kg

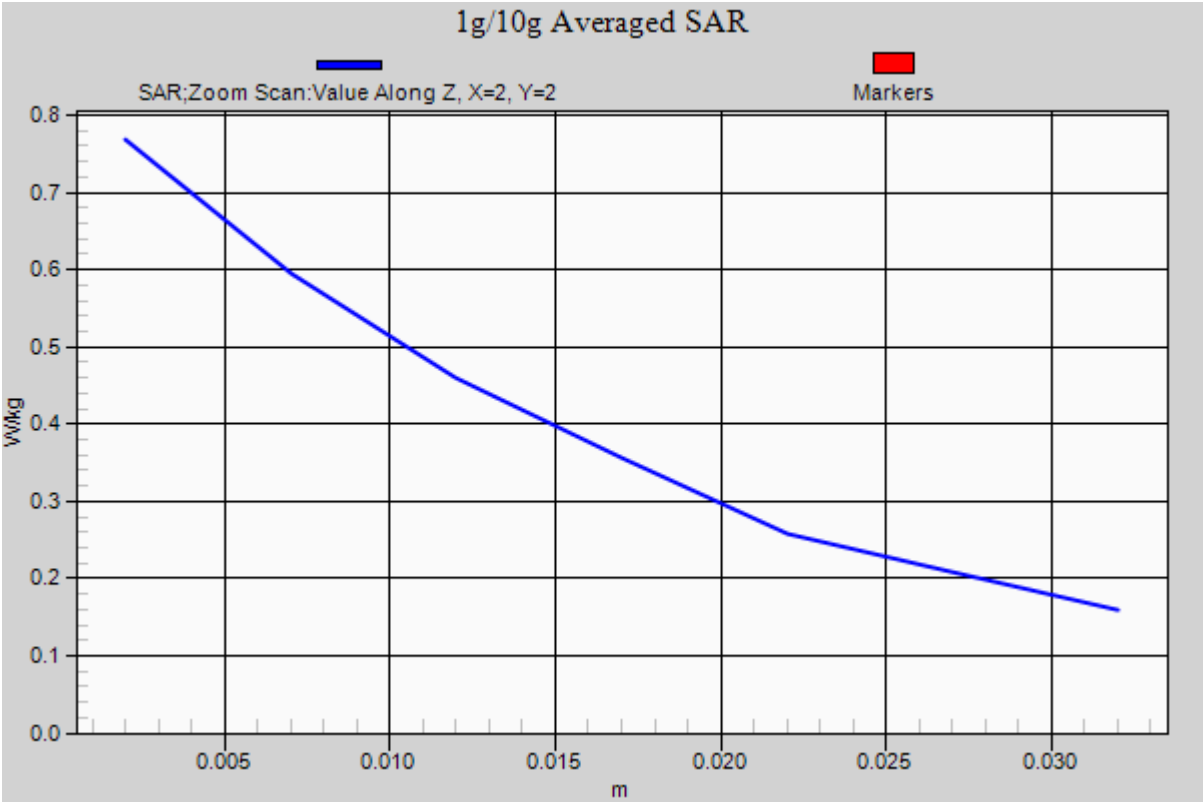

DT&C Co., Ltd.

DUT: DA03; Type: Bar

Communication System: GSM 850_10 (0); Frequency: 824.2 MHz; Duty Cycle: 1:4.15
Medium parameters used: f = 824.2 MHz; σ = 0.992 S/m; ε_r = 53.944; ρ = 1000 kg/m^3
Phantom section: Flat Section

DASY5 Configuration:
Probe: EX3DV4 - SN3933; ConvF(10.47, 10.47, 10.47); Calibrated: 9/27/2016; Electronics: DAE4 Sn1453
Phantom: SAM-twin right (20deg probe tilt)_2013_09_24; Type: QD000P40CD; Serial: TP:1783
Measurement SW: DASY52, Version 52.8 (8); SEMCAD X Version 14.6.10 (7331)

Test Date: 2016-12-13; Ambient Temp: 20.8; Tissue Temp: 20.7

1 cm space from Body, Rear, GSM850 GPRS 2 Tx Ch. 128, Ant Internal

Area Scan (8x13x1): Measurement grid: dx=15mm, dy=15mm
Zoom Scan (5x5x7)/Cube 0: Measurement grid: dx=8mm, dy=8mm, dz=5mm
Power Drift = 0.01 dB
Peak SAR (extrapolated) = 1.20 W/kg
SAR(1 g) = 0.939 W/kg; SAR(10 g) = 0.705 W/kg

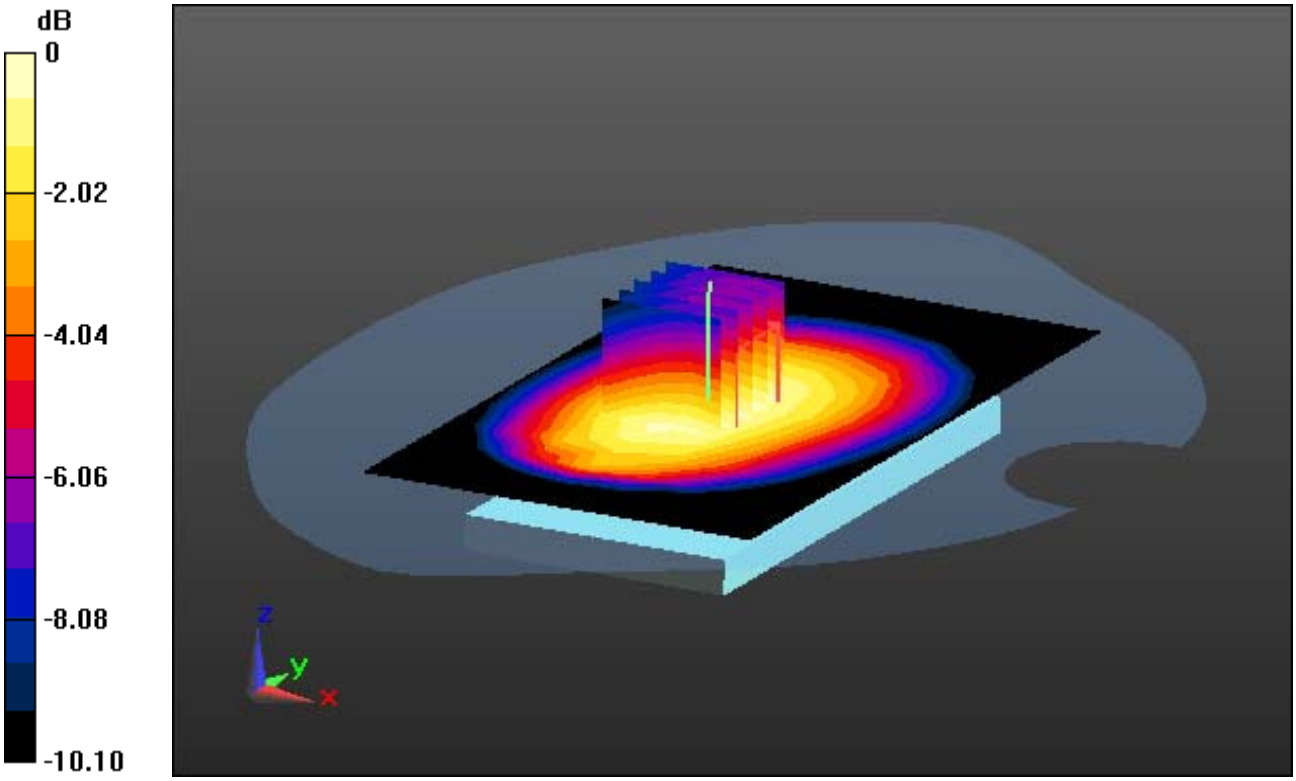

0 dB = 1.08 W/kg

DT&C Co., Ltd.

DUT: DA03; Type: Bar

Communication System: GSM 850_10 (0); Frequency: 824.2 MHz; Duty Cycle: 1:4.15
Medium parameters used: f = 824.2 MHz; σ = 0.992 S/m; ε_r = 53.944; ρ = 1000 kg/m^3
Phantom section: Flat Section

DASY5 Configuration:
Probe: EX3DV4 - SN3933; ConvF(10.47, 10.47, 10.47); Calibrated: 9/27/2016; Electronics: DAE4 Sn1453
Phantom: SAM-twin right (20deg probe tilt)_2013_09_24; Type: QD000P40CD; Serial: TP:1783
Measurement SW: DASY52, Version 52.8 (8); SEMCAD X Version 14.6.10 (7331)

Test Date: 2016-12-13; Ambient Temp: 20.8; Tissue Temp: 20.7

1 cm space from Body, Rear, GSM850 GPRS 2 Tx Ch. 128, Ant Internal

With Enlarge Plot image

Area Scan (8x13x1): Measurement grid: dx=15mm, dy=15mm
Zoom Scan (5x5x7)/Cube 0: Measurement grid: dx=8mm, dy=8mm, dz=5mm
Power Drift = 0.01 dB
Peak SAR (extrapolated) = 1.20 W/kg
SAR(1 g) = 0.939 W/kg; SAR(10 g) = 0.705 W/kg

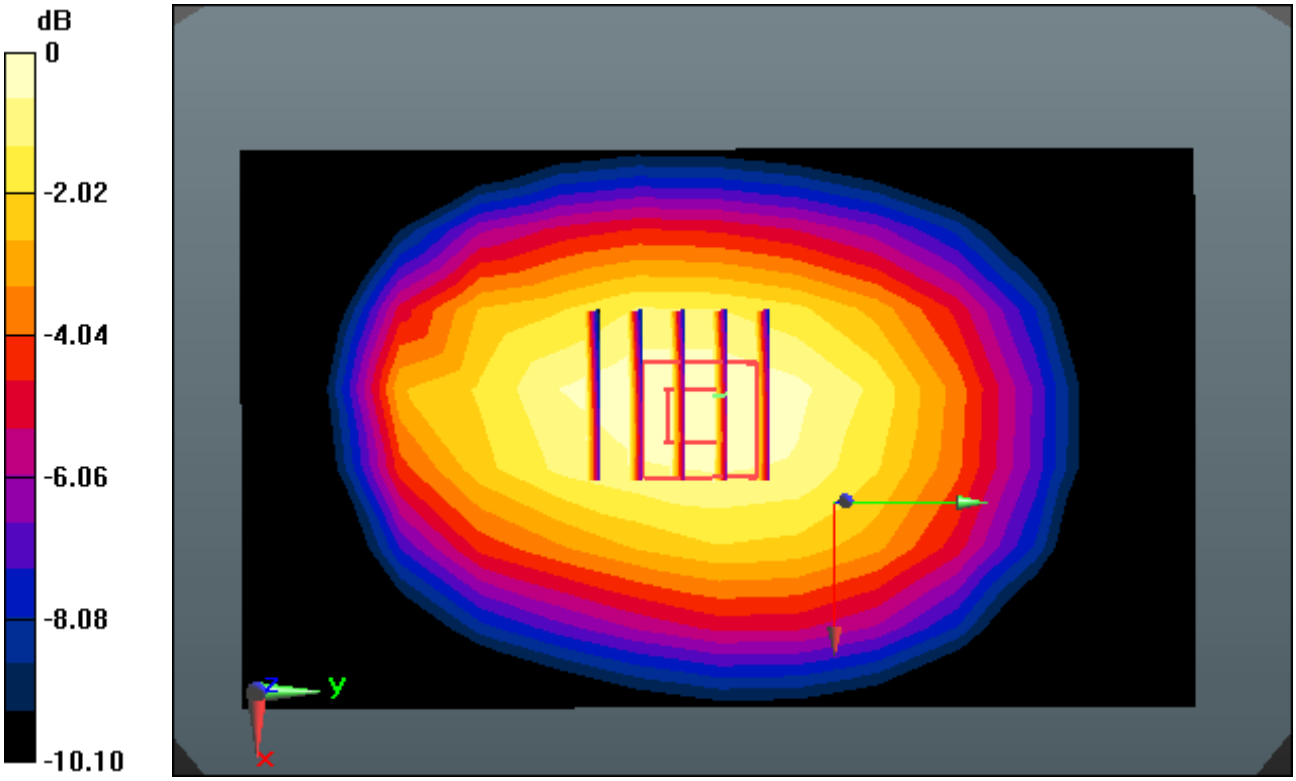

0 dB = 1.08 W/kg

DT&C Co., Ltd.

DUT: DA03; Type: Bar

Communication System: GSM 850_10 (0); Frequency: 824.2 MHz; Duty Cycle: 1:4.15
Medium parameters used: f = 824.2 MHz; σ = 0.992 S/m; ε_r = 53.944; ρ = 1000 kg/m^3
Phantom section: Flat Section

DASY5 Configuration:
Probe: EX3DV4 - SN3933; ConvF(10.47, 10.47, 10.47); Calibrated: 9/27/2016; Electronics: DAE4 Sn1453
Phantom: SAM-twin right (20deg probe tilt)_2013_09_24; Type: QD000P40CD; Serial: TP:1783
Measurement SW: DASY52, Version 52.8 (8); SEMCAD X Version 14.6.10 (7331)

Test Date: 2016-12-13; Ambient Temp: 20.8; Tissue Temp: 20.7

1 cm space from Body, Rear, GSM850 GPRS 2 Tx Ch. 128, Ant Internal

Area Scan (8x13x1): Measurement grid: dx=15mm, dy=15mm
Zoom Scan (5x5x7)/Cube 0: Measurement grid: dx=8mm, dy=8mm, dz=5mm
Power Drift = 0.01 dB
Peak SAR (extrapolated) = 1.20 W/kg
SAR(1 g) = 0.939 W/kg; SAR(10 g) = 0.705 W/kg

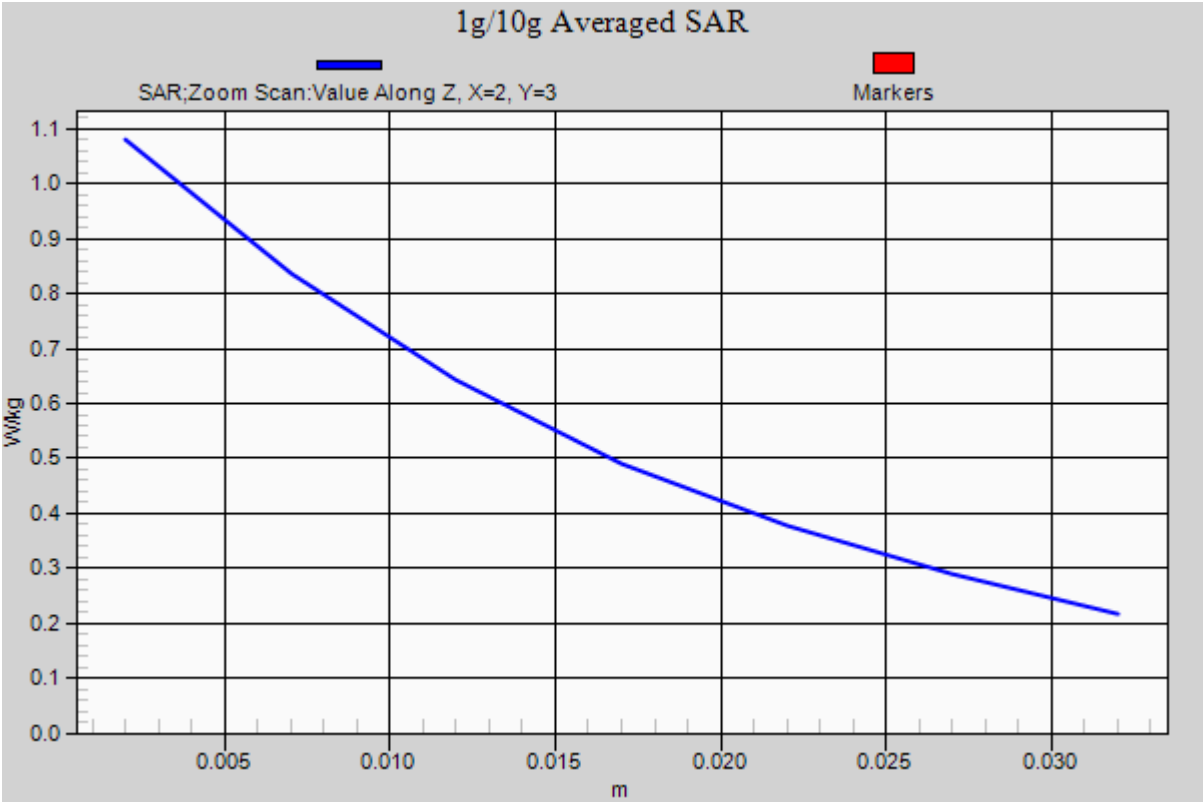

DT&C Co., Ltd.

DUT: DA03; Type: Bar

Communication System: PCS 1900 (0); Frequency: 1880 MHz; Duty Cycle: 1:8.3
Medium parameters used: f = 1880 MHz; σ = 1.552 S/m; ε_r = 51.607; ρ = 1000 kg/m^3
Phantom section: Flat Section

DASY5 Configuration:
Probe: EX3DV4 - SN3933; ConvF(8.17, 8.17, 8.17); Calibrated: 9/27/2016; Electronics: DAE4 Sn1453
Phantom: SAM-twin middle(20deg probe tilt)_2013_09_24; Type: QD000P40CD; Serial: 1782
Measurement SW: DASY52, Version 52.8 (8); SEMCAD X Version 14.6.10 (7331)

Test Date: 2016-12-21; Ambient Temp: 20.8; Tissue Temp: 20.5

1 cm space from Body, Rear, PCS1900 Ch. 661, Ant Internal

Area Scan (8x13x1): Measurement grid: dx=15mm, dy=15mm
Zoom Scan (5x5x7)/Cube 0: Measurement grid: dx=8mm, dy=8mm, dz=5mm
Power Drift = 0.05 dB
Peak SAR (extrapolated) = 0.833 W/kg
SAR(1 g) = 0.472 W/kg; SAR(10 g) = 0.241 W/kg

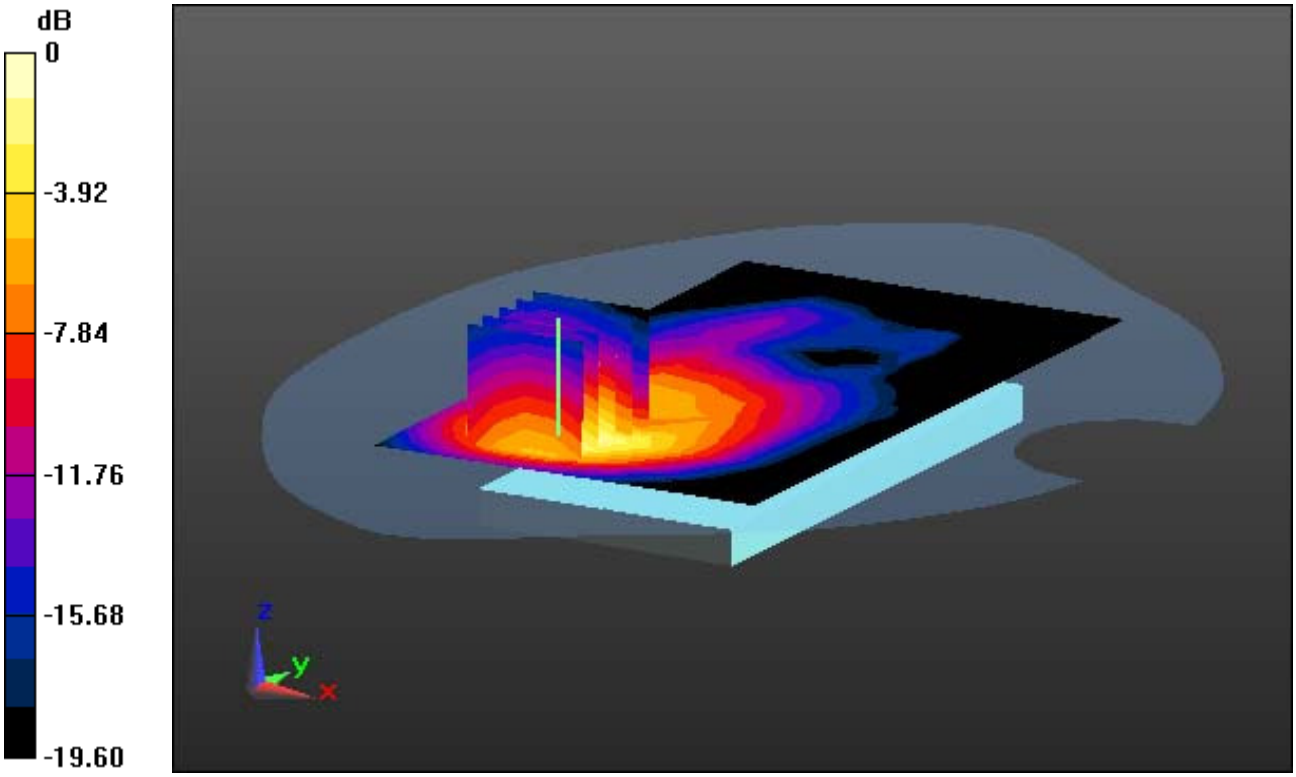

0 dB = 0.641 W/kg

DT&C Co., Ltd.

DUT: DA03; Type: Bar

Communication System: PCS 1900 (0); Frequency: 1880 MHz; Duty Cycle: 1:8.3
Medium parameters used: f = 1880 MHz; σ = 1.552 S/m; ε_r = 51.607; ρ = 1000 kg/m^3
Phantom section: Flat Section

DASY5 Configuration:
Probe: EX3DV4 - SN3933; ConvF(8.17, 8.17, 8.17); Calibrated: 9/27/2016; Electronics: DAE4 Sn1453
Phantom: SAM-twin middle(20deg probe tilt)_2013_09_24; Type: QD000P40CD; Serial: 1782
Measurement SW: DASY52, Version 52.8 (8); SEMCAD X Version 14.6.10 (7331)

Test Date: 2016-12-21; Ambient Temp: 20.8; Tissue Temp: 20.5

1 cm space from Body, Rear, PCS1900 Ch. 661, Ant Internal

With Enlarge Plot image

Area Scan (8x13x1): Measurement grid: dx=15mm, dy=15mm
Zoom Scan (5x5x7)/Cube 0: Measurement grid: dx=8mm, dy=8mm, dz=5mm
Power Drift = 0.05 dB
Peak SAR (extrapolated) = 0.833 W/kg
SAR(1 g) = 0.472 W/kg; SAR(10 g) = 0.241 W/kg

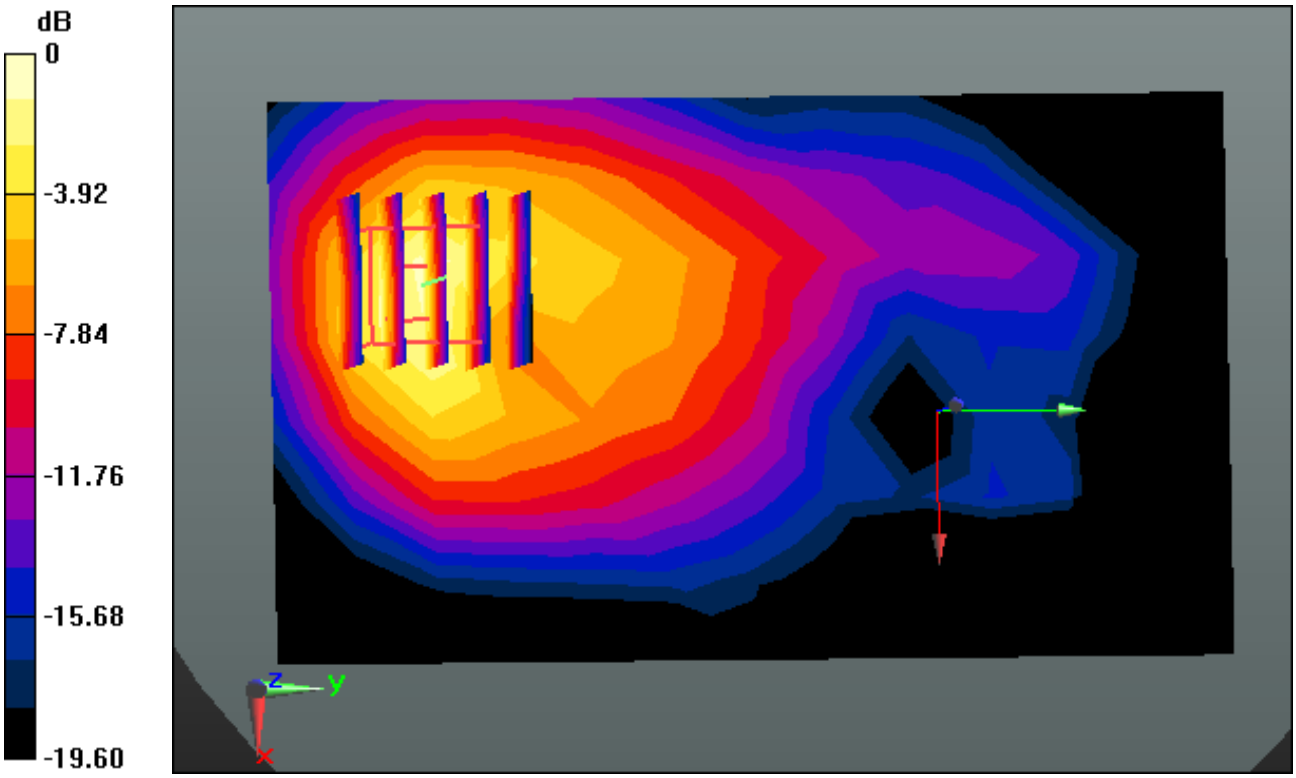

0 dB = 0.641 W/kg

DT&C Co., Ltd.

DUT: DA03; Type: Bar

Communication System: PCS 1900 (0); Frequency: 1880 MHz; Duty Cycle: 1:8.3
Medium parameters used: f = 1880 MHz; σ = 1.552 S/m; ε_r = 51.607; ρ = 1000 kg/m^3
Phantom section: Flat Section

DASY5 Configuration:
Probe: EX3DV4 - SN3933; ConvF(8.17, 8.17, 8.17); Calibrated: 9/27/2016; Electronics: DAE4 Sn1453
Phantom: SAM-twin middle(20deg probe tilt)_2013_09_24; Type: QD000P40CD; Serial: 1782
Measurement SW: DASY52, Version 52.8 (8); SEMCAD X Version 14.6.10 (7331)

Test Date: 2016-12-21; Ambient Temp: 20.8; Tissue Temp: 20.5

1 cm space from Body, Rear, PCS1900 Ch. 661, Ant Internal

Area Scan (8x13x1): Measurement grid: dx=15mm, dy=15mm
Zoom Scan (5x5x7)/Cube 0: Measurement grid: dx=8mm, dy=8mm, dz=5mm
Power Drift = 0.05 dB
Peak SAR (extrapolated) = 0.833 W/kg
SAR(1 g) = 0.472 W/kg; SAR(10 g) = 0.241 W/kg

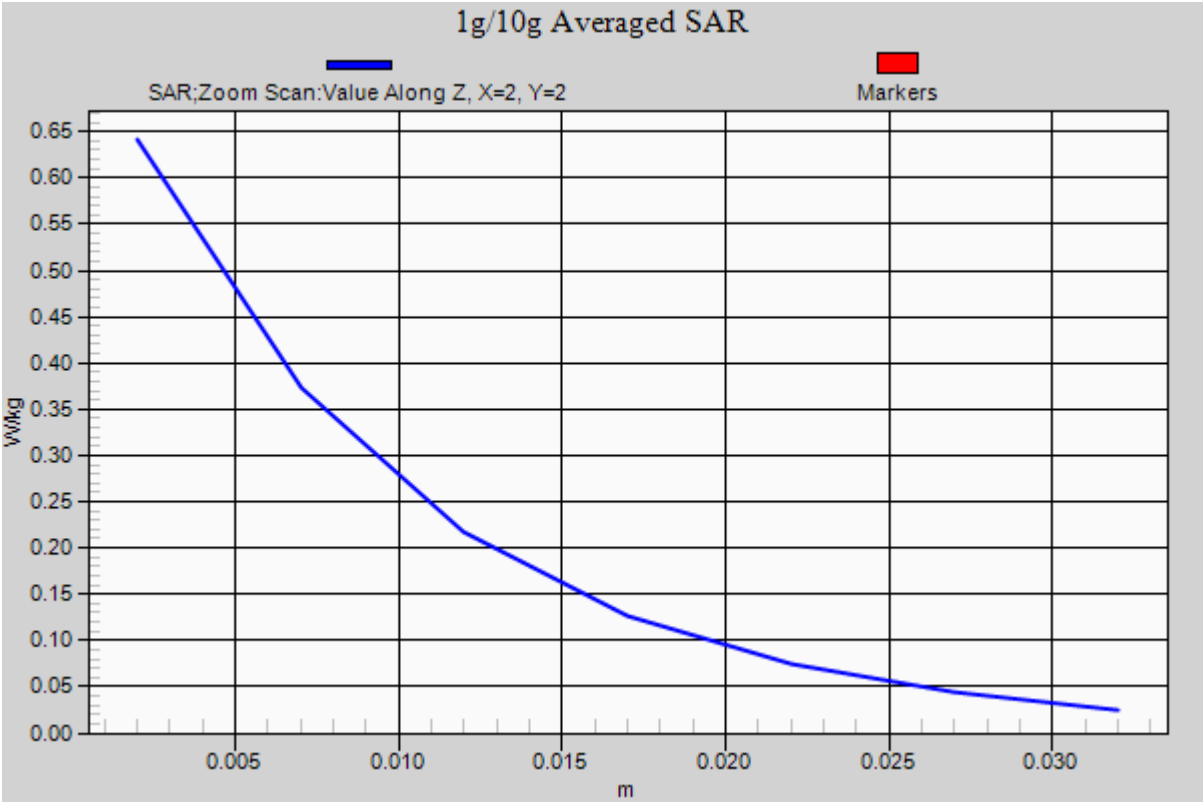

DT&C Co., Ltd.

DUT: DA03; Type: Bar

Communication System: PCS1900 (0); Frequency: 1880 MHz; Duty Cycle: 1:4.15
Medium parameters used: f = 1880 MHz; σ = 1.552 S/m; ε_r = 51.607; ρ = 1000 kg/m^3
Phantom section: Flat Section

DASY5 Configuration:
Probe: EX3DV4 - SN3933; ConvF(8.17, 8.17, 8.17); Calibrated: 9/27/2016; Electronics: DAE4 Sn1453
Phantom: SAM-twin middle(20deg probe tilt)_2013_09_24; Type: QD000P40CD; Serial: 1782
Measurement SW: DASY52, Version 52.8 (8); SEMCAD X Version 14.6.10 (7331)

Test Date: 2016-12-21; Ambient Temp: 20.8; Tissue Temp: 20.5

1 cm space from Body, Rear, PCS1900 GPRS 2 Tx Ch. 661, Ant Internal

Area Scan (8x13x1): Measurement grid: dx=15mm, dy=15mm
Zoom Scan (5x5x7)/Cube 0: Measurement grid: dx=8mm, dy=8mm, dz=5mm
Power Drift = 0.02 dB
Peak SAR (extrapolated) = 1.21 W/kg
SAR(1 g) = 0.688 W/kg; SAR(10 g) = 0.353 W/kg

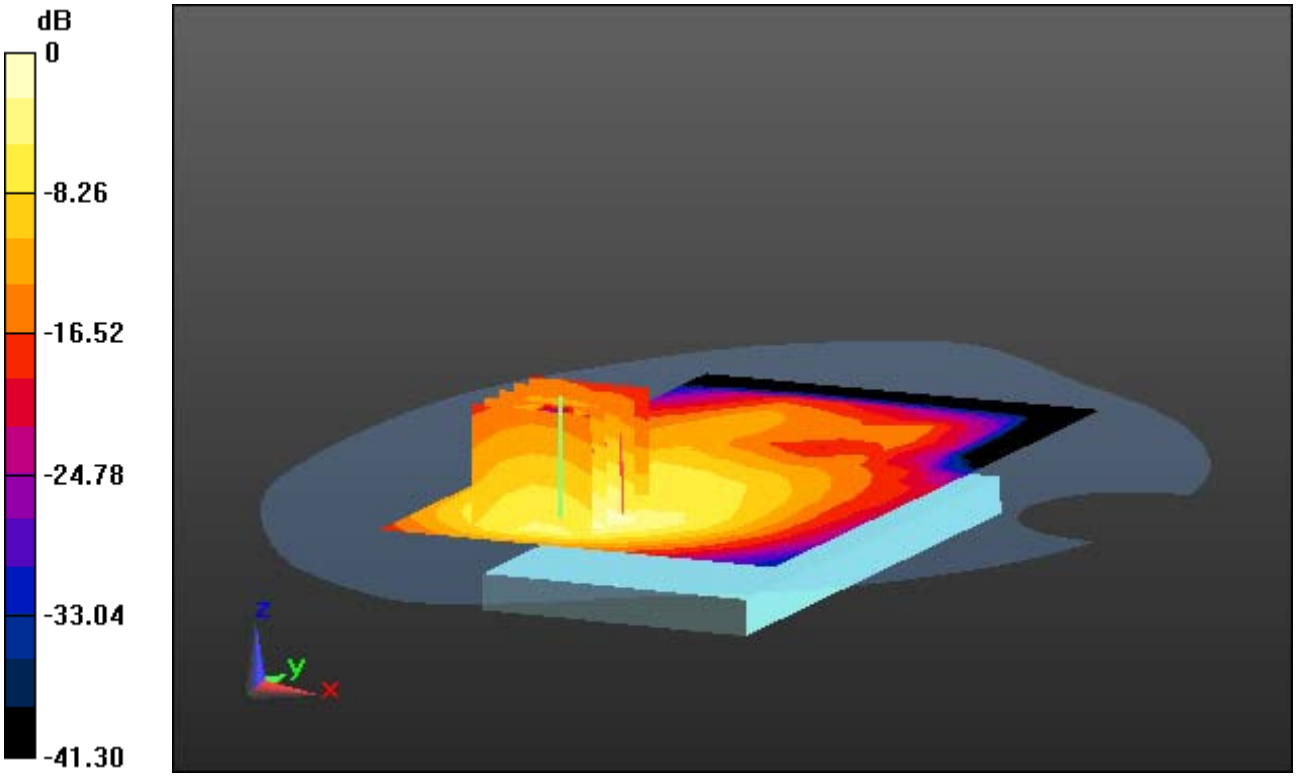

0 dB = 0.938 W/kg

DT&C Co., Ltd.

DUT: DA03; Type: Bar

Communication System: PCS1900 (0); Frequency: 1880 MHz; Duty Cycle: 1:4.15
Medium parameters used: f = 1880 MHz; σ = 1.552 S/m; ε_r = 51.607; ρ = 1000 kg/m^3
Phantom section: Flat Section

DASY5 Configuration:
Probe: EX3DV4 - SN3933; ConvF(8.17, 8.17, 8.17); Calibrated: 9/27/2016; Electronics: DAE4 Sn1453
Phantom: SAM-twin middle(20deg probe tilt)_2013_09_24; Type: QD000P40CD; Serial: 1782
Measurement SW: DASY52, Version 52.8 (8); SEMCAD X Version 14.6.10 (7331)

Test Date: 2016-12-21; Ambient Temp: 20.8; Tissue Temp: 20.5

1 cm space from Body, Rear, PCS1900 GPRS 2 Tx Ch. 661, Ant Internal

With Enlarge Plot image

Area Scan (8x13x1): Measurement grid: dx=15mm, dy=15mm
Zoom Scan (5x5x7)/Cube 0: Measurement grid: dx=8mm, dy=8mm, dz=5mm
Power Drift = 0.02 dB
Peak SAR (extrapolated) = 1.21 W/kg
SAR(1 g) = 0.688 W/kg; SAR(10 g) = 0.353 W/kg

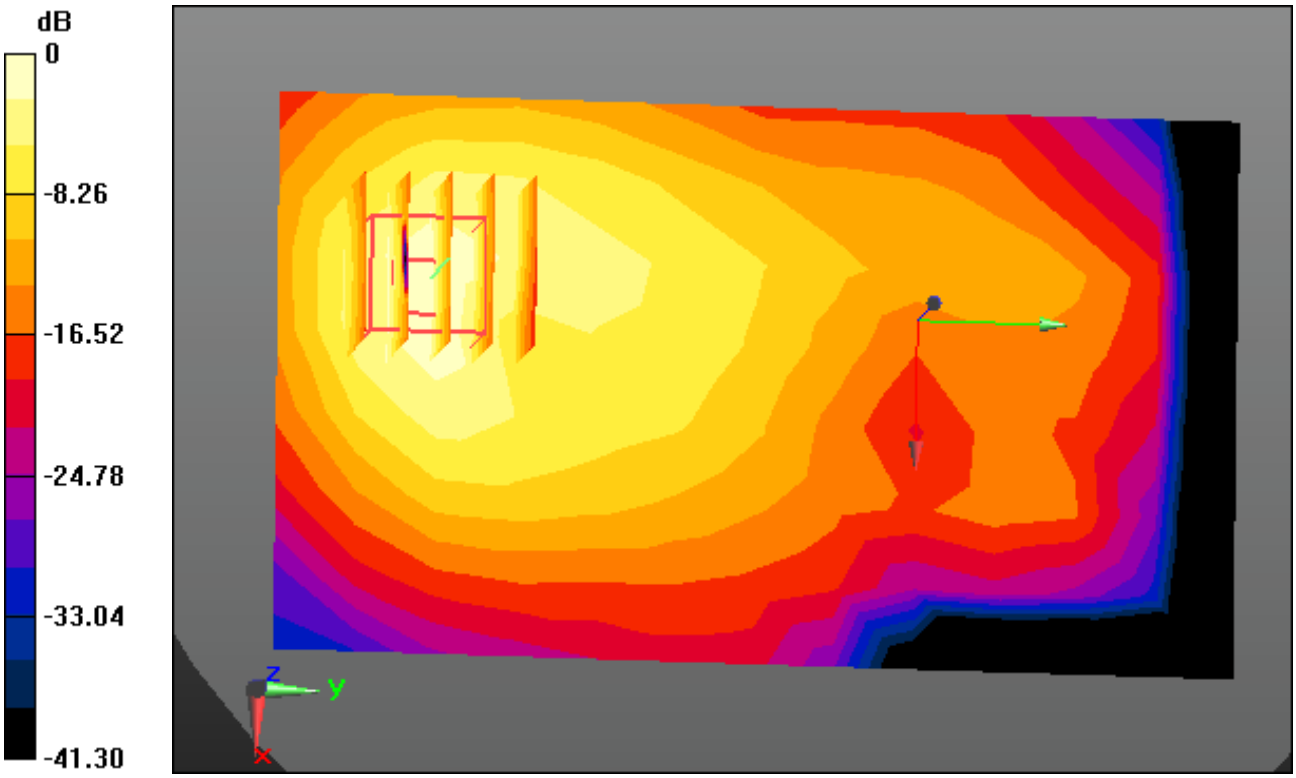

0 dB = 0.938 W/kg

DT&C Co., Ltd.

DUT: DA03; Type: Bar

Communication System: PCS1900 (0); Frequency: 1880 MHz; Duty Cycle: 1:4.15
Medium parameters used: f = 1880 MHz; σ = 1.552 S/m; ε_r = 51.607; ρ = 1000 kg/m^3
Phantom section: Flat Section

DASY5 Configuration:
Probe: EX3DV4 - SN3933; ConvF(8.17, 8.17, 8.17); Calibrated: 9/27/2016; Electronics: DAE4 Sn1453
Phantom: SAM-twin middle(20deg probe tilt)_2013_09_24; Type: QD000P40CD; Serial: 1782
Measurement SW: DASY52, Version 52.8 (8); SEMCAD X Version 14.6.10 (7331)

Test Date: 2016-12-21; Ambient Temp: 20.8; Tissue Temp: 20.5

1 cm space from Body, Rear, PCS1900 GPRS 2 Tx Ch. 661, Ant Internal

Area Scan (8x13x1): Measurement grid: dx=15mm, dy=15mm
Zoom Scan (5x5x7)/Cube 0: Measurement grid: dx=8mm, dy=8mm, dz=5mm
Power Drift = 0.02 dB
Peak SAR (extrapolated) = 1.21 W/kg
SAR(1 g) = 0.688 W/kg; SAR(10 g) = 0.353 W/kg

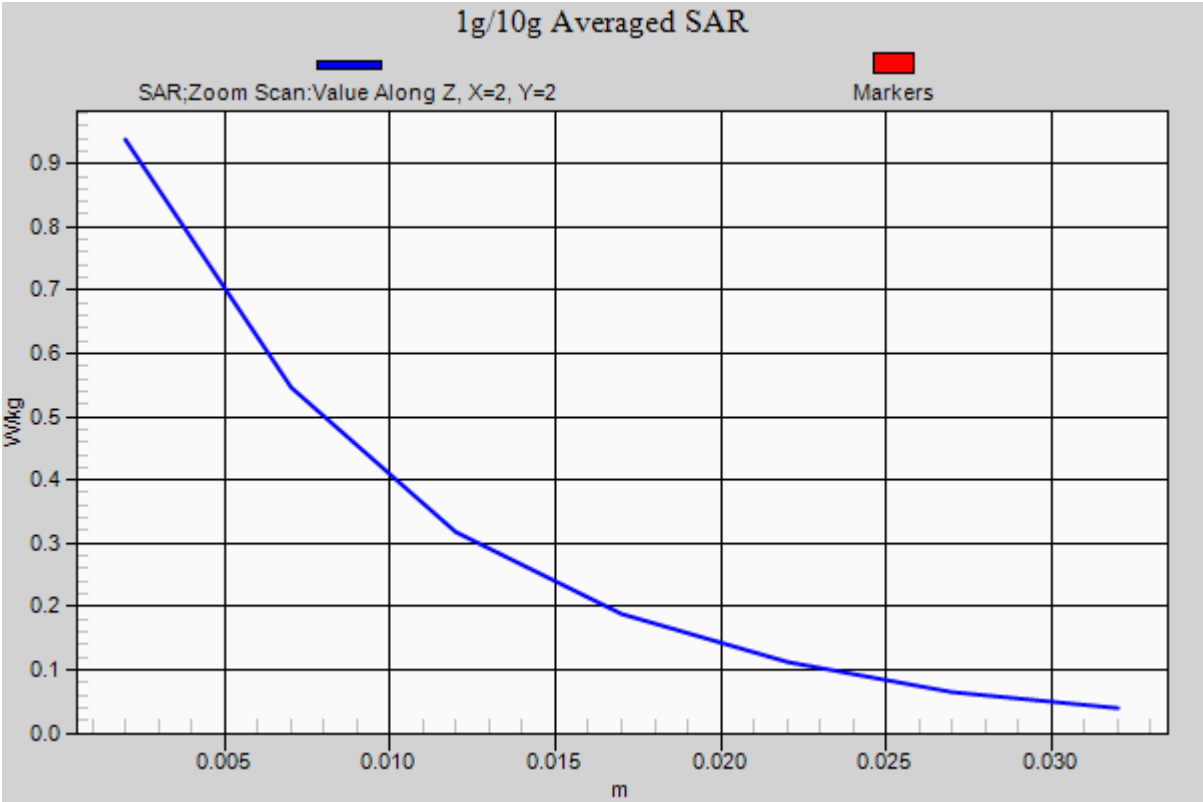

DT&C Co., Ltd.

DUT: DA03; Type: Bar

Communication System: WCDMA 850 (0); Frequency: 836.6 MHz; Duty Cycle: 1:1
Medium parameters used: f = 836.6 MHz; σ = 1 S/m; ε_r = 53.744; ρ = 1000 kg/m^3
Phantom section: Flat Section

DASY5 Configuration:
Probe: EX3DV4 - SN3933; ConvF(10.47, 10.47, 10.47); Calibrated: 9/27/2016; Electronics: DAE4 Sn1453
Phantom: SAM-twin right (20deg probe tilt)_2013_09_24; Type: QD000P40CD; Serial: TP:1783
Measurement SW: DASY52, Version 52.8 (8); SEMCAD X Version 14.6.10 (7331)

Test Date: 2016-12-12; Ambient Temp: 20.9; Tissue Temp: 20.7

1 cm space from Body, Rear, WCDMA850 Ch. 4183, Ant Internal

Area Scan (8x13x1): Measurement grid: dx=15mm, dy=15mm
Zoom Scan (5x5x7)/Cube 0: Measurement grid: dx=8mm, dy=8mm, dz=5mm
Power Drift = 0.00 dB
Peak SAR (extrapolated) = 0.547 W/kg
SAR(1 g) = 0.431 W/kg; SAR(10 g) = 0.324 W/kg

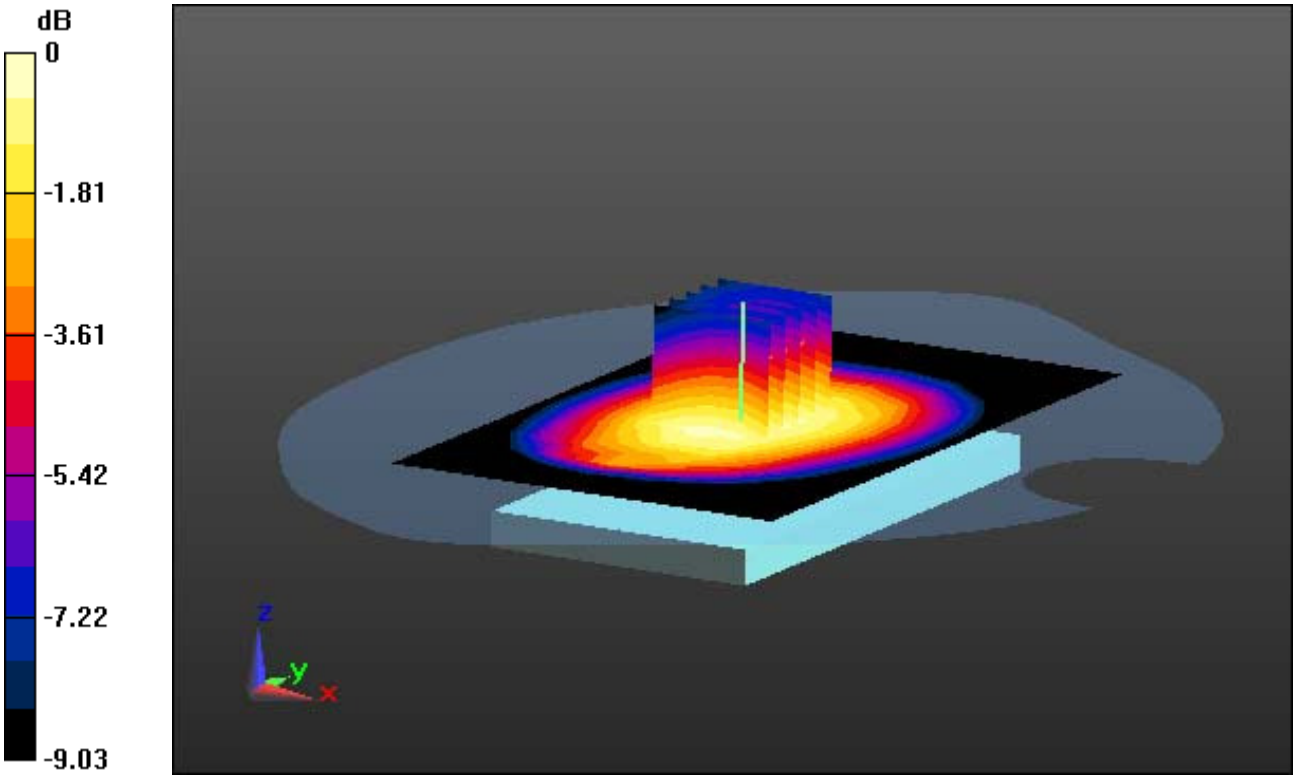

0 dB = 0.497 W/kg

DT&C Co., Ltd.

DUT: DA03; Type: Bar

Communication System: WCDMA 850 (0); Frequency: 836.6 MHz; Duty Cycle: 1:1
Medium parameters used: f = 836.6 MHz; σ = 1 S/m; ε_r = 53.744; ρ = 1000 kg/m^3
Phantom section: Flat Section

DASY5 Configuration:
Probe: EX3DV4 - SN3933; ConvF(10.47, 10.47, 10.47); Calibrated: 9/27/2016; Electronics: DAE4 Sn1453
Phantom: SAM-twin right (20deg probe tilt)_2013_09_24; Type: QD000P40CD; Serial: TP:1783
Measurement SW: DASY52, Version 52.8 (8); SEMCAD X Version 14.6.10 (7331)

Test Date: 2016-12-12; Ambient Temp: 20.9; Tissue Temp: 20.7

1 cm space from Body, Rear, WCDMA850 Ch. 4183, Ant Internal

With Enlarge Plot image

Area Scan (8x13x1): Measurement grid: dx=15mm, dy=15mm
Zoom Scan (5x5x7)/Cube 0: Measurement grid: dx=8mm, dy=8mm, dz=5mm
Power Drift = 0.00 dB
Peak SAR (extrapolated) = 0.547 W/kg
SAR(1 g) = 0.431 W/kg; SAR(10 g) = 0.324 W/kg

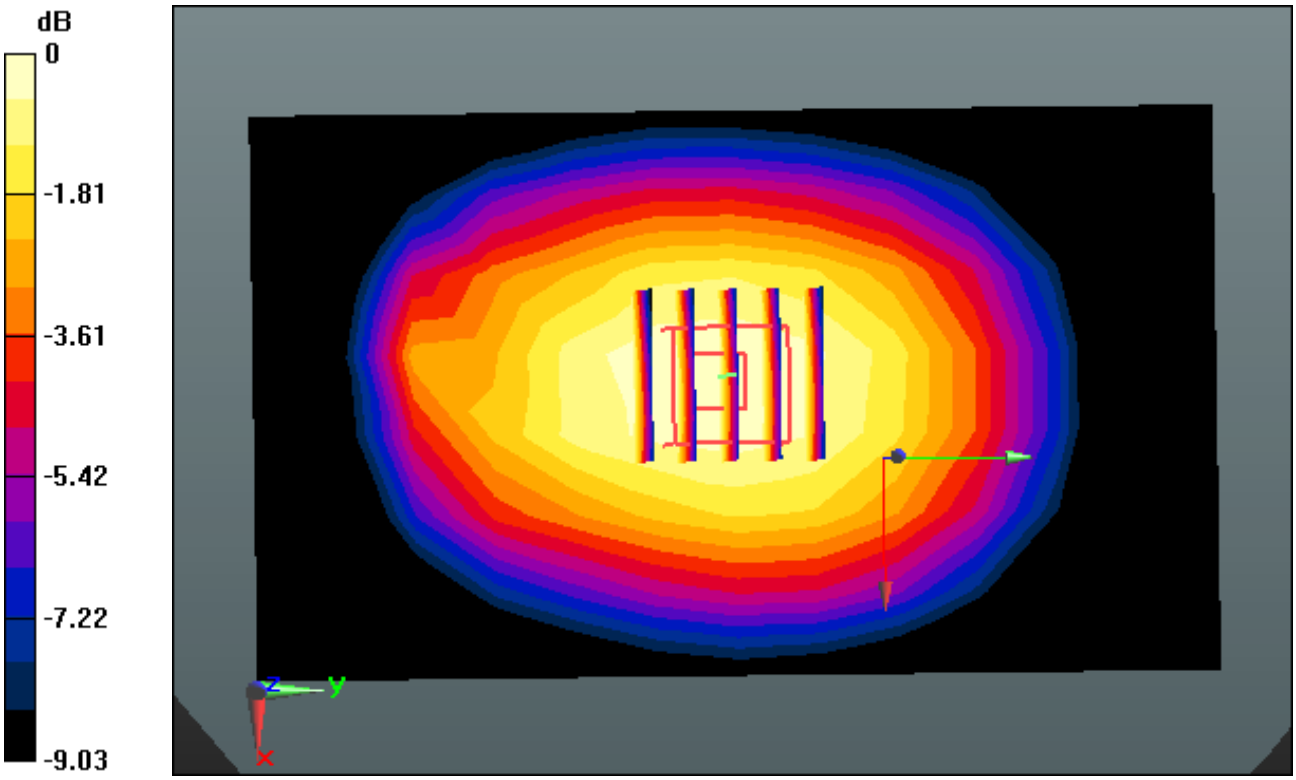

0 dB = 0.497 W/kg

DT&C Co., Ltd.

DUT: DA03; Type: Bar

Communication System: WCDMA 850 (0); Frequency: 836.6 MHz; Duty Cycle: 1:1
Medium parameters used: f = 836.6 MHz; σ = 1 S/m; ε_r = 53.744; ρ = 1000 kg/m^3
Phantom section: Flat Section

DASY5 Configuration:
Probe: EX3DV4 - SN3933; ConvF(10.47, 10.47, 10.47); Calibrated: 9/27/2016; Electronics: DAE4 Sn1453
Phantom: SAM-twin right (20deg probe tilt)_2013_09_24; Type: QD000P40CD; Serial: TP:1783
Measurement SW: DASY52, Version 52.8 (8); SEMCAD X Version 14.6.10 (7331)

Test Date: 2016-12-12; Ambient Temp: 20.9; Tissue Temp: 20.7

1 cm space from Body, Rear, WCDMA850 Ch. 4183, Ant Internal

Area Scan (8x13x1): Measurement grid: dx=15mm, dy=15mm
Zoom Scan (5x5x7)/Cube 0: Measurement grid: dx=8mm, dy=8mm, dz=5mm
Power Drift = 0.00 dB
Peak SAR (extrapolated) = 0.547 W/kg
SAR(1 g) = 0.431 W/kg; SAR(10 g) = 0.324 W/kg

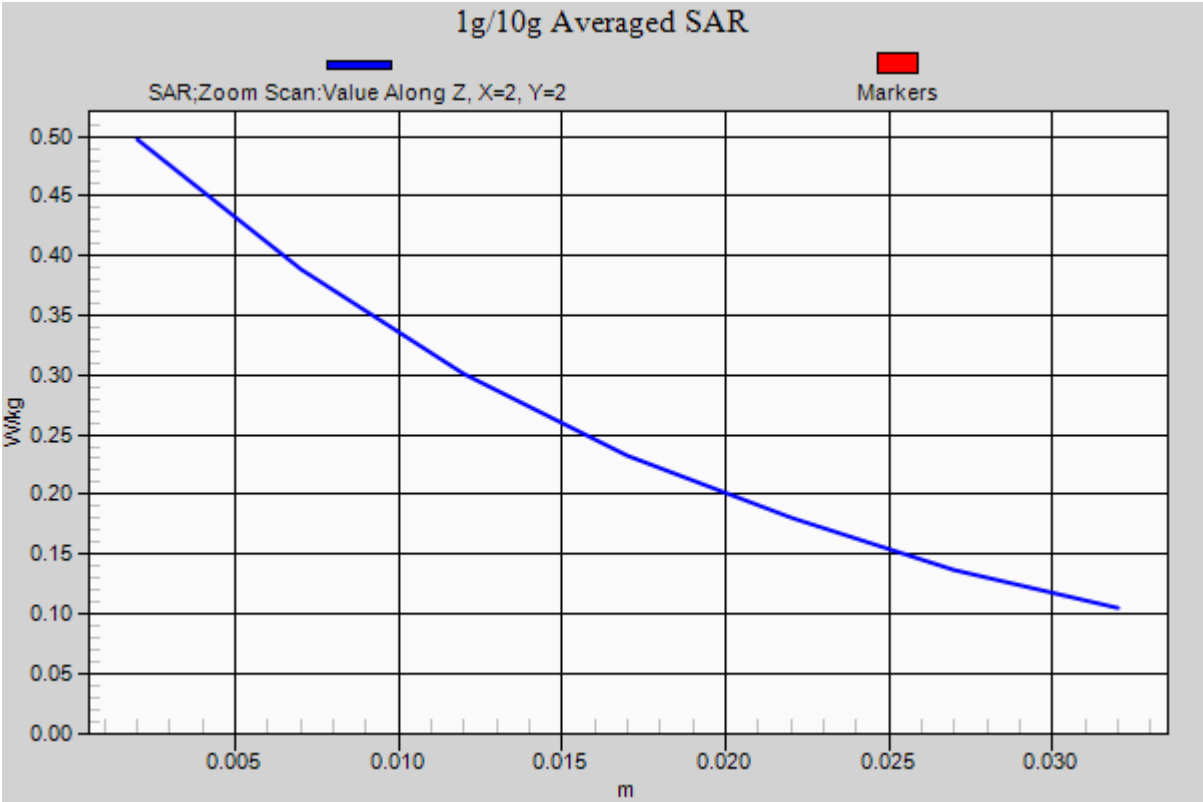

DT&C Co., Ltd.

DUT: DA03; Type: Bar

Communication System: LTE Band 17 FCC (0); Frequency: 710 MHz;Duty Cycle: 1:1
Medium parameters used: f = 710 MHz; σ = 0.934 S/m; ε_r = 56.82; ρ = 1000 kg/m^3
Phantom section: Flat Section

DASY5 Configuration:
Probe: EX3DV4 - SN3933; ConvF(10.82, 10.82, 10.82); Calibrated: 9/27/2016; Electronics: DAE4 Sn1453
Phantom: SAM-twin right (20deg probe tilt)_2013_09_24; Type: QD000P40CD; Serial: TP:1783
Measurement SW: DASY52, Version 52.8 (8); SEMCAD X Version 14.6.10 (7331)

Test Date: 2016-12-22; Ambient Temp: 20.5; Tissue Temp: 20.4

1 cm space from Body, Rear, LTE Band 17 Ch. 23790, Ant Internal

Mode : BandWidth 10 MHz, QPSK, RB Size: 1

Area Scan (8x13x1): Measurement grid: dx=15mm, dy=15mm
Zoom Scan (5x5x7)/Cube 0: Measurement grid: dx=8mm, dy=8mm, dz=5mm
Power Drift = -0.06 dB
Peak SAR (extrapolated) = 0.615 W/kg
SAR(1 g) = 0.462 W/kg; SAR(10 g) = 0.341 W/kg

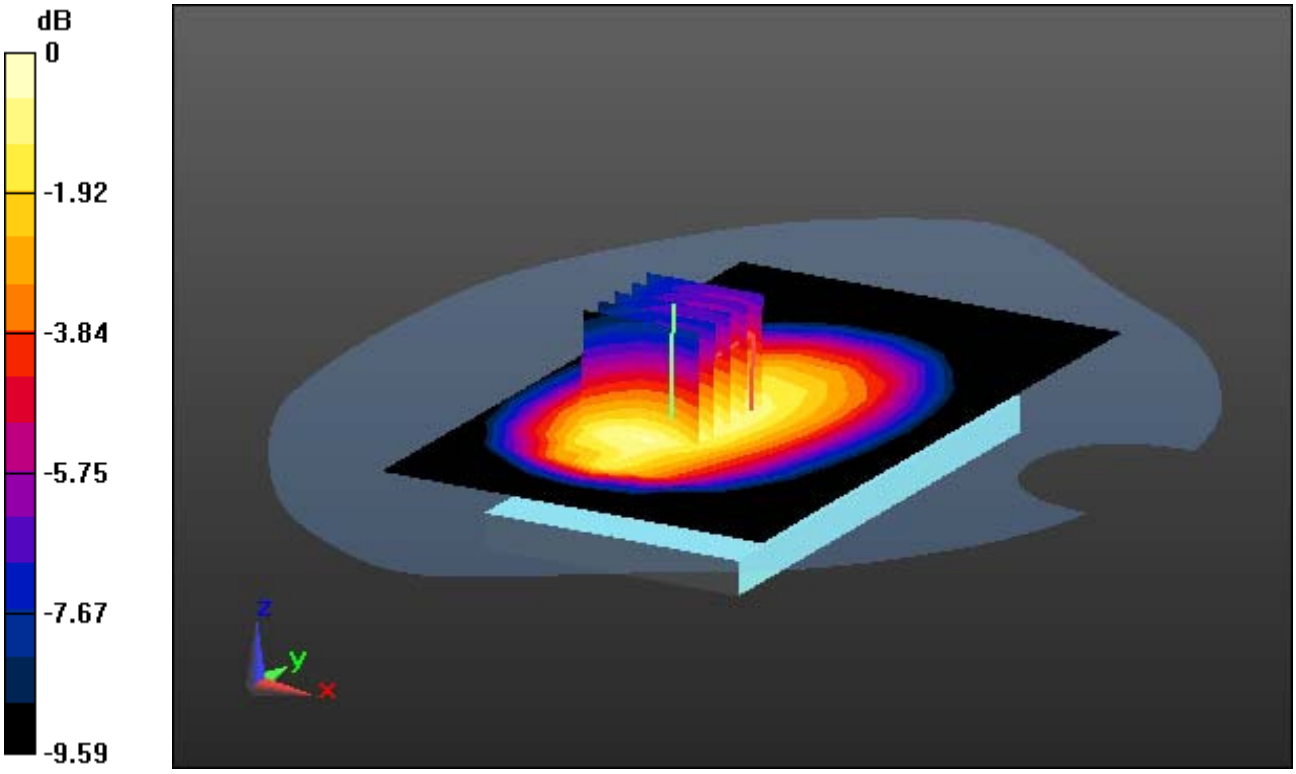

0 dB = 0.550 W/kg

DT&C Co., Ltd.

DUT: DA03; Type: Bar

Communication System: LTE Band 17 FCC (0); Frequency: 710 MHz;Duty Cycle: 1:1
Medium parameters used: f = 710 MHz; σ = 0.934 S/m; ε_r = 56.82; ρ = 1000 kg/m^3
Phantom section: Flat Section

DASY5 Configuration:
Probe: EX3DV4 - SN3933; ConvF(10.82, 10.82, 10.82); Calibrated: 9/27/2016; Electronics: DAE4 Sn1453
Phantom: SAM-twin right (20deg probe tilt)_2013_09_24; Type: QD000P40CD; Serial: TP:1783
Measurement SW: DASY52, Version 52.8 (8); SEMCAD X Version 14.6.10 (7331)

Test Date: 2016-12-22; Ambient Temp: 20.5; Tissue Temp: 20.4

1 cm space from Body, Rear, LTE Band 17 Ch. 23790, Ant Internal

Mode : BandWidth 10 MHz, QPSK, RB Size: 1

With Enlarge Plot image

Area Scan (8x13x1): Measurement grid: dx=15mm, dy=15mm
Zoom Scan (5x5x7)/Cube 0: Measurement grid: dx=8mm, dy=8mm, dz=5mm
Power Drift = -0.06 dB
Peak SAR (extrapolated) = 0.615 W/kg
SAR(1 g) = 0.462 W/kg; SAR(10 g) = 0.341 W/kg

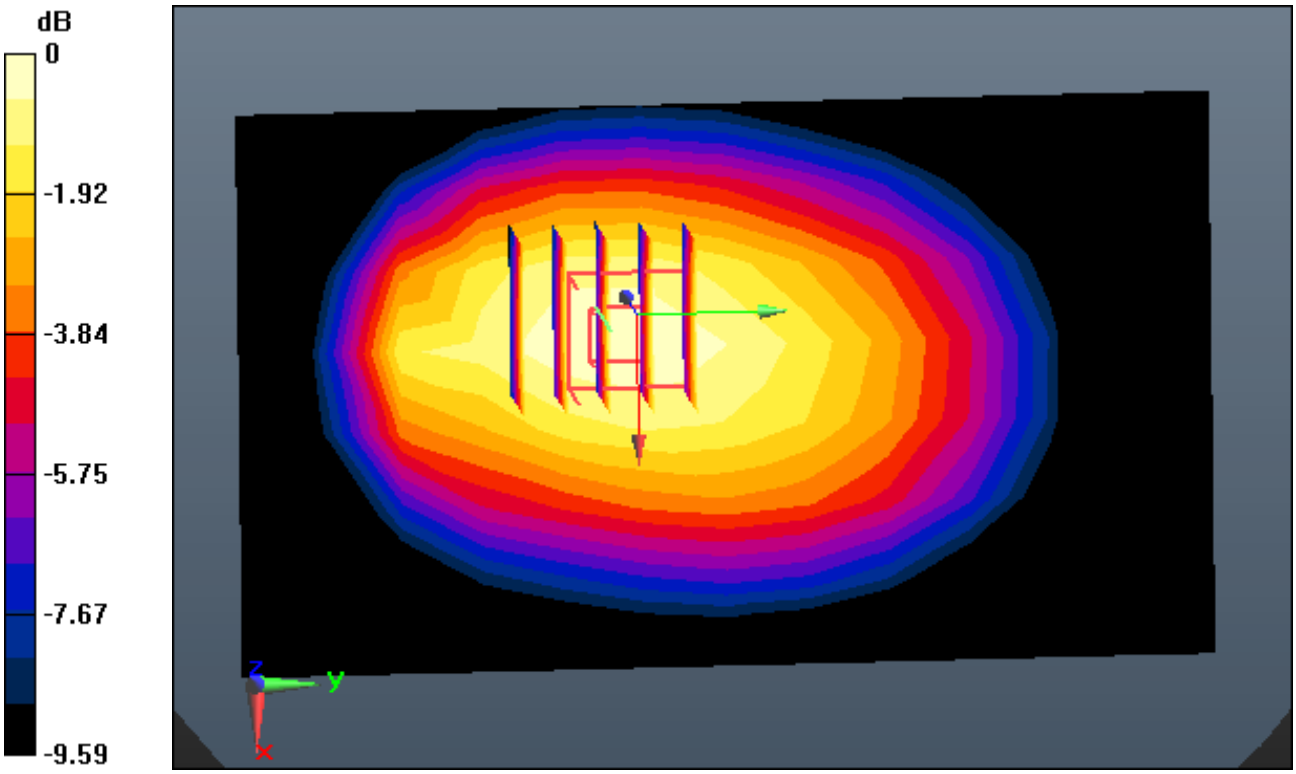

0 dB = 0.550 W/kg

DT&C Co., Ltd.

DUT: DA03; Type: Bar

Communication System: LTE Band 17 FCC (0); Frequency: 710 MHz;Duty Cycle: 1:1
Medium parameters used: f = 710 MHz; σ = 0.934 S/m; ε_r = 56.82; ρ = 1000 kg/m^3
Phantom section: Flat Section

DASY5 Configuration:
Probe: EX3DV4 - SN3933; ConvF(10.82, 10.82, 10.82); Calibrated: 9/27/2016; Electronics: DAE4 Sn1453
Phantom: SAM-twin right (20deg probe tilt)_2013_09_24; Type: QD000P40CD; Serial: TP:1783
Measurement SW: DASY52, Version 52.8 (8); SEMCAD X Version 14.6.10 (7331)

Test Date: 2016-12-22; Ambient Temp: 20.5; Tissue Temp: 20.4

1 cm space from Body, Rear, LTE Band 17 Ch. 23790, Ant Internal

Mode : BandWidth 10 MHz, QPSK, RB Size: 1

Area Scan (8x13x1): Measurement grid: dx=15mm, dy=15mm
Zoom Scan (5x5x7)/Cube 0: Measurement grid: dx=8mm, dy=8mm, dz=5mm
Power Drift = -0.06 dB
Peak SAR (extrapolated) = 0.615 W/kg
SAR(1 g) = 0.462 W/kg; SAR(10 g) = 0.341 W/kg

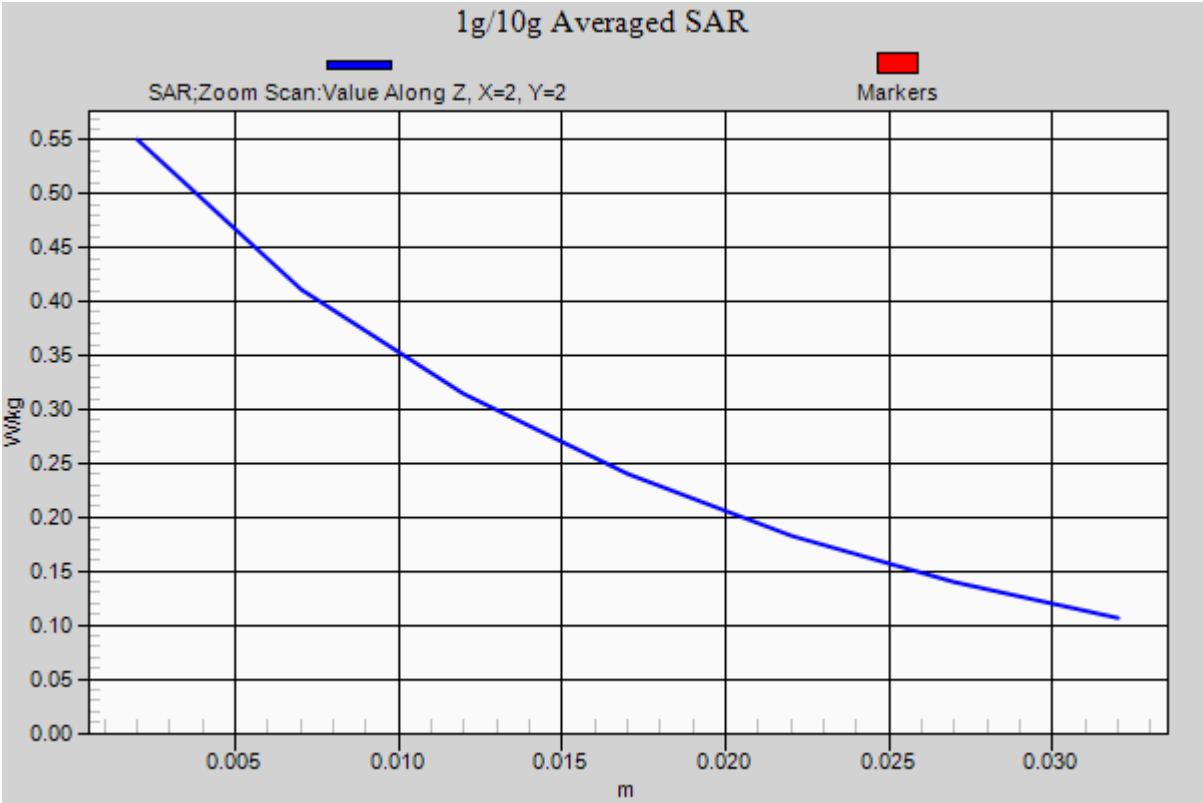

DT&C Co., Ltd.

DUT: DA03; Type: Bar

Communication System: 2.4 GHz W-LAN (0); Frequency: 2437 MHz; Duty Cycle: 1:1
Medium parameters used: f = 2437 MHz; σ = 1.914 S/m; ε_r = 51.539; ρ = 1000 kg/m^3
Phantom section: Flat Section

DASY5 Configuration:
Probe: EX3DV4 - SN3933; ConvF(7.59, 7.59, 7.59); Calibrated: 9/27/2016; Electronics: DAE4 Sn1453
Phantom: SAM-twin middle(20deg probe tilt)_2013_09_24; Type: QD000P40CD; Serial: 1782
Measurement SW: DASY52, Version 52.8 (8); SEMCAD X Version 14.6.10 (7331)

Test Date: 2016-12-23; Ambient Temp: 21.2; Tissue Temp: 21.1

1 cm space from Body, Rear, W-LAN(802.11b) Ch. 6, Ant Internal

Area Scan (10x16x1): Measurement grid: dx=12mm, dy=12mm
Zoom Scan (7x7x7)/Cube 0: Measurement grid: dx=5mm, dy=5mm, dz=5mm
Power Drift = 0.00 dB
Peak SAR (extrapolated) = 0.508 W/kg
SAR(1 g) = 0.198 W/kg; SAR(10 g) = 0.077 W/kg

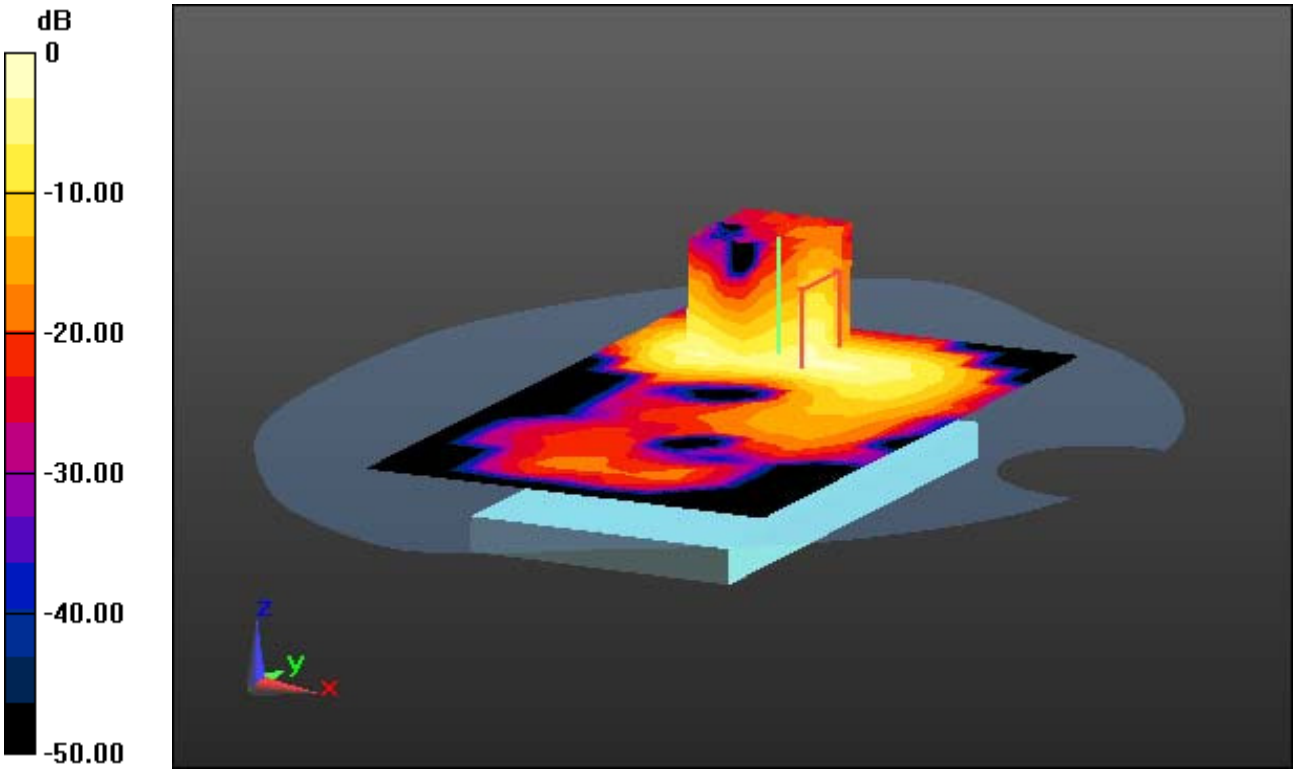

0 dB = 0.313 W/kg

DT&C Co., Ltd.

DUT: DA03; Type: Bar

Communication System: 2.4 GHz W-LAN (0); Frequency: 2437 MHz; Duty Cycle: 1:1
Medium parameters used: f = 2437 MHz; σ = 1.914 S/m; ε_r = 51.539; ρ = 1000 kg/m^3
Phantom section: Flat Section

DASY5 Configuration:
Probe: EX3DV4 - SN3933; ConvF(7.59, 7.59, 7.59); Calibrated: 9/27/2016; Electronics: DAE4 Sn1453
Phantom: SAM-twin middle(20deg probe tilt)_2013_09_24; Type: QD000P40CD; Serial: 1782
Measurement SW: DASY52, Version 52.8 (8); SEMCAD X Version 14.6.10 (7331)

Test Date: 2016-12-23; Ambient Temp: 21.2; Tissue Temp: 21.1

1 cm space from Body, Rear, W-LAN(802.11b) Ch. 6, Ant Internal

With Enlarge Plot image

Area Scan (10x16x1): Measurement grid: dx=12mm, dy=12mm
Zoom Scan (7x7x7)/Cube 0: Measurement grid: dx=5mm, dy=5mm, dz=5mm
Power Drift = 0.00 dB
Peak SAR (extrapolated) = 0.508 W/kg
SAR(1 g) = 0.198 W/kg; SAR(10 g) = 0.077 W/kg

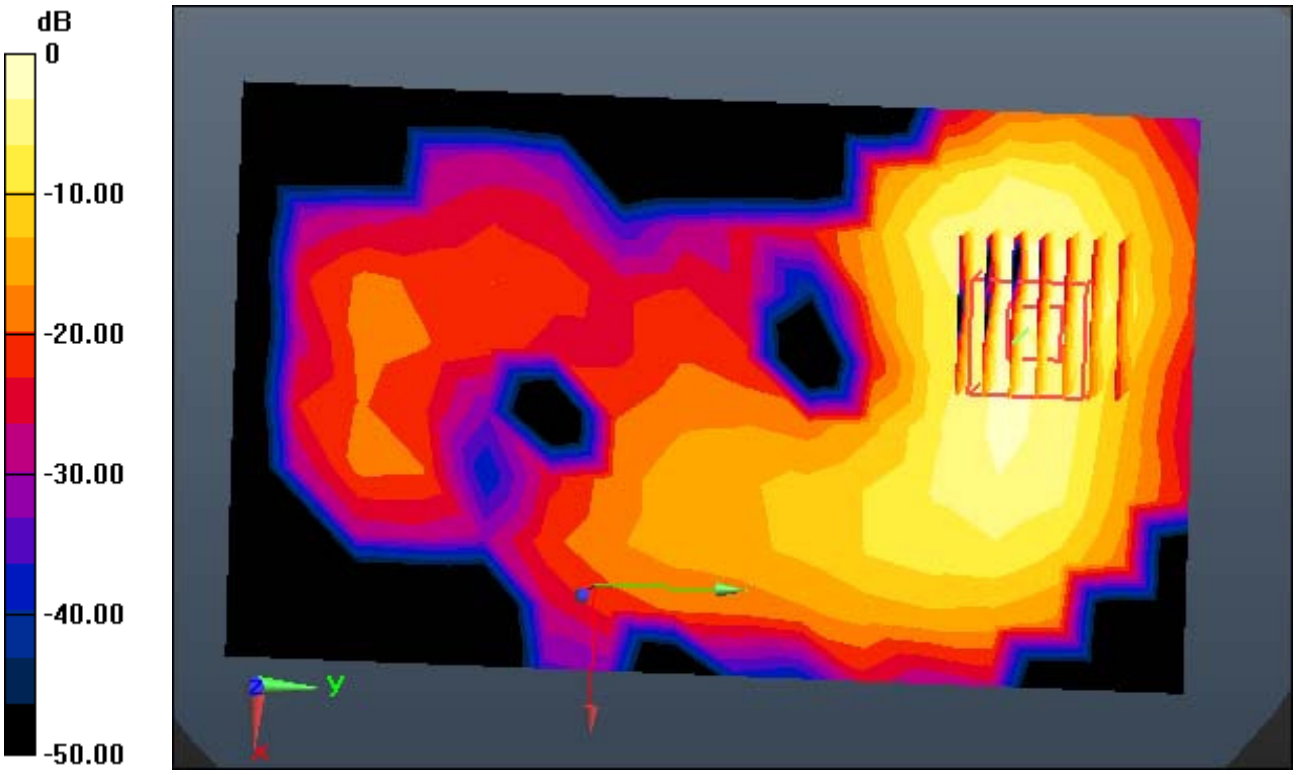

0 dB = 0.313 W/kg

DT&C Co., Ltd.

DUT: DA03; Type: Bar

Communication System: 2.4 GHz W-LAN (0); Frequency: 2437 MHz; Duty Cycle: 1:1
Medium parameters used: f = 2437 MHz; σ = 1.914 S/m; ε_r = 51.539; ρ = 1000 kg/m^3
Phantom section: Flat Section

DASY5 Configuration:
Probe: EX3DV4 - SN3933; ConvF(7.59, 7.59, 7.59); Calibrated: 9/27/2016; Electronics: DAE4 Sn1453
Phantom: SAM-twin middle(20deg probe tilt)_2013_09_24; Type: QD000P40CD; Serial: 1782
Measurement SW: DASY52, Version 52.8 (8); SEMCAD X Version 14.6.10 (7331)

Test Date: 2016-12-23; Ambient Temp: 21.2; Tissue Temp: 21.1

1 cm space from Body, Rear, W-LAN(802.11b) Ch. 6, Ant Internal

Area Scan (10x16x1): Measurement grid: dx=12mm, dy=12mm
Zoom Scan (7x7x7)/Cube 0: Measurement grid: dx=5mm, dy=5mm, dz=5mm
Power Drift = 0.00 dB
Peak SAR (extrapolated) = 0.508 W/kg
SAR(1 g) = 0.198 W/kg; SAR(10 g) = 0.077 W/kg

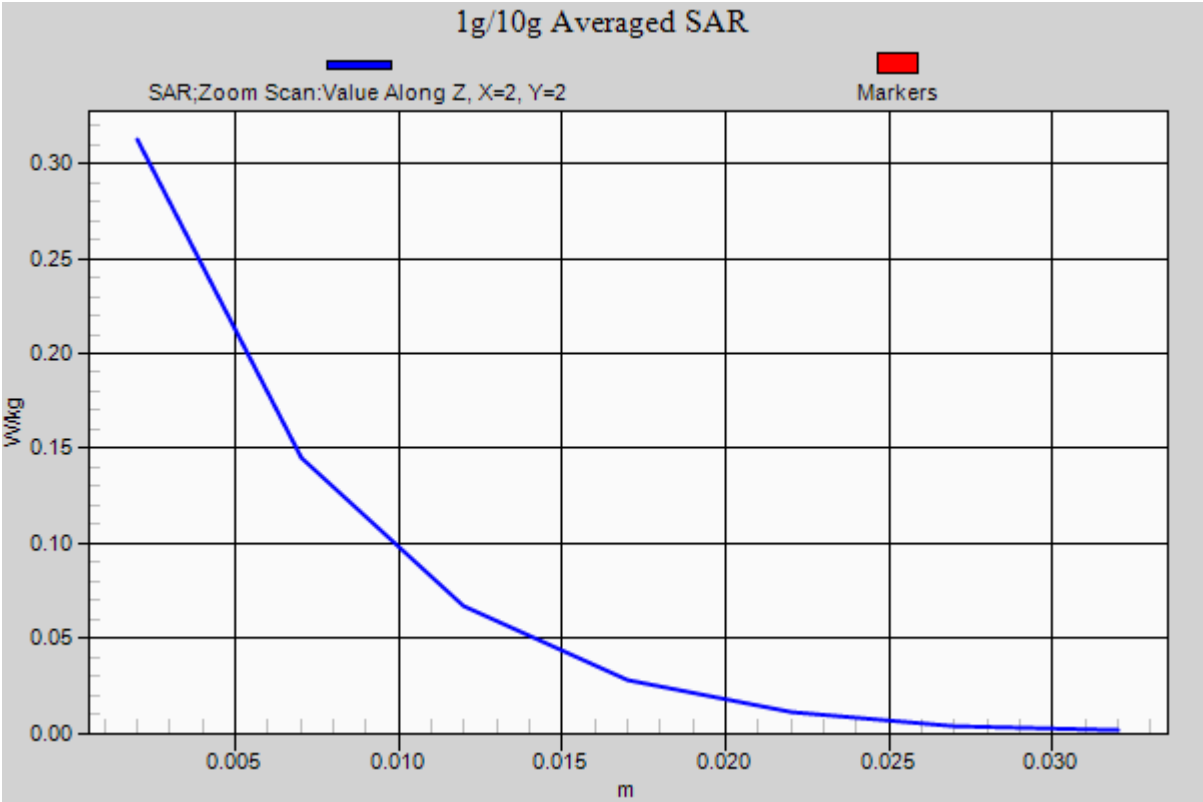

DT&C Co., Ltd.

DUT: DA03; Type: Bar

Communication System: W-LAN_5 GHz(FCC) (0); Frequency: 5280 MHz; Duty Cycle: 1:1
Medium parameters used: f = 5280 MHz; σ = 5.517 S/m; ε_r = 48.389; ρ = 1000 kg/m^3
Phantom section: Flat Section

DASY5 Configuration:
Probe: EX3DV4 - SN3933; ConvF(4.49, 4.49, 4.49); Calibrated: 9/27/2016; Electronics: DAE4 Sn1453
Phantom: SAM-twin middle(20deg probe tilt)_2013_09_24; Type: QD000P40CD; Serial: 1782
Measurement SW: DASY52, Version 52.8 (8); SEMCAD X Version 14.6.10 (7331)

Test Date: 2016-12-26; Ambient Temp: 20.8; Tissue Temp: 21.0

1 cm space from Body, Rear, 5.3G W-LAN(802.11a) Ch. 56, Ant Internal

Area Scan (12x20x1): Measurement grid: dx=10mm, dy=10mm
Zoom Scan (7x7x12)/Cube 0: Measurement grid: dx=4mm, dy=4mm, dz=2mm
Power Drift = -0.04 dB
Peak SAR (extrapolated) = 1.25 W/kg
SAR(1 g) = 0.314 W/kg; SAR(10 g) = 0.096 W/kg

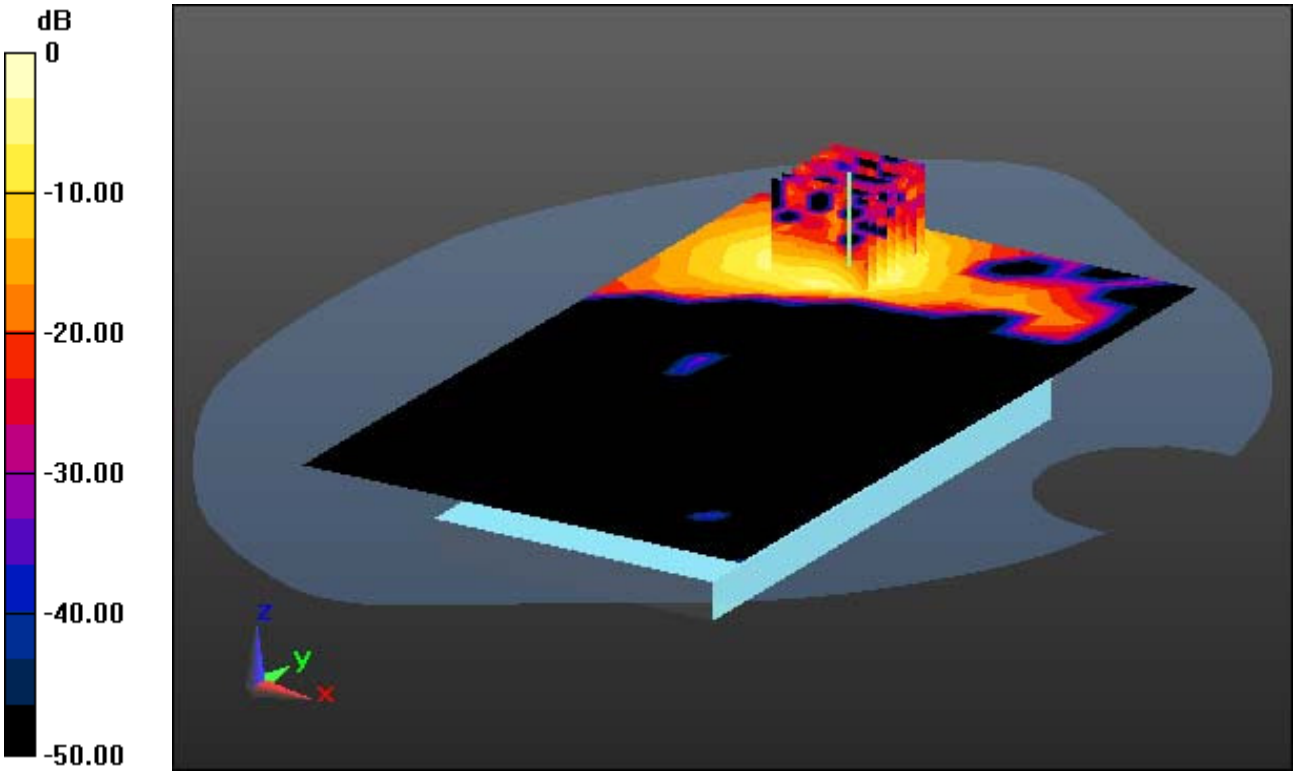

0 dB = 0.602 W/kg

DT&C Co., Ltd.

DUT: DA03; Type: Bar

Communication System: W-LAN_5 GHz(FCC) (0); Frequency: 5280 MHz; Duty Cycle: 1:1
Medium parameters used: f = 5280 MHz; σ = 5.517 S/m; ε_r = 48.389; ρ = 1000 kg/m^3
Phantom section: Flat Section

DASY5 Configuration:
Probe: EX3DV4 - SN3933; ConvF(4.49, 4.49, 4.49); Calibrated: 9/27/2016; Electronics: DAE4 Sn1453
Phantom: SAM-twin middle(20deg probe tilt)_2013_09_24; Type: QD000P40CD; Serial: 1782
Measurement SW: DASY52, Version 52.8 (8); SEMCAD X Version 14.6.10 (7331)

Test Date: 2016-12-26; Ambient Temp: 20.8; Tissue Temp: 21.0

1 cm space from Body, Rear, 5.3G W-LAN(802.11a) Ch. 56, Ant Internal

With Enlarge Plot image

Area Scan (12x20x1): Measurement grid: dx=10mm, dy=10mm
Zoom Scan (7x7x12)/Cube 0: Measurement grid: dx=4mm, dy=4mm, dz=2mm
Power Drift = -0.04 dB
Peak SAR (extrapolated) = 1.25 W/kg
SAR(1 g) = 0.314 W/kg; SAR(10 g) = 0.096 W/kg

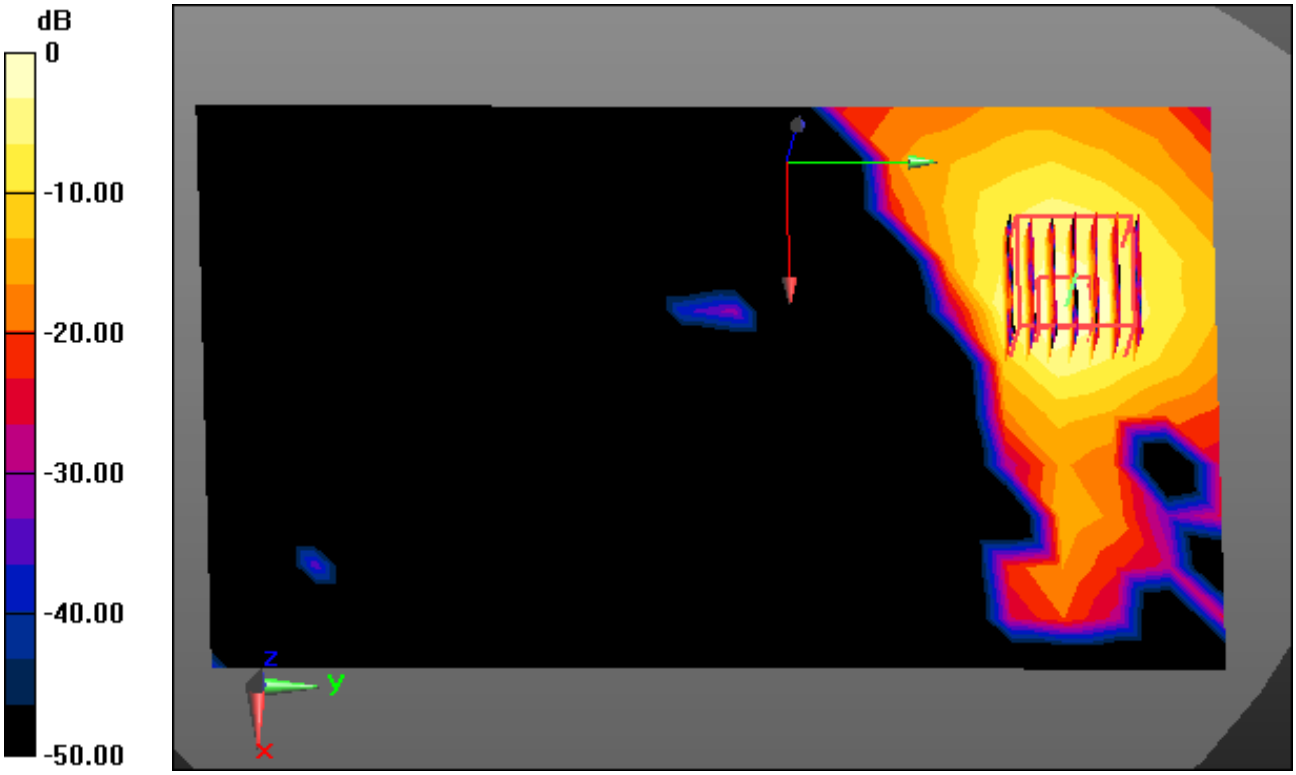

0 dB = 0.602 W/kg

DT&C Co., Ltd.

DUT: DA03; Type: Bar

Communication System: W-LAN_5 GHz(FCC) (0); Frequency: 5280 MHz; Duty Cycle: 1:1
Medium parameters used: f = 5280 MHz; σ = 5.517 S/m; ε_r = 48.389; ρ = 1000 kg/m^3
Phantom section: Flat Section

DASY5 Configuration:
Probe: EX3DV4 - SN3933; ConvF(4.49, 4.49, 4.49); Calibrated: 9/27/2016; Electronics: DAE4 Sn1453
Phantom: SAM-twin middle(20deg probe tilt)_2013_09_24; Type: QD000P40CD; Serial: 1782
Measurement SW: DASY52, Version 52.8 (8); SEMCAD X Version 14.6.10 (7331)

Test Date: 2016-12-26; Ambient Temp: 20.8; Tissue Temp: 21.0

1 cm space from Body, Rear, 5.3G W-LAN(802.11a) Ch. 56, Ant Internal

Area Scan (12x20x1): Measurement grid: dx=10mm, dy=10mm
Zoom Scan (7x7x12)/Cube 0: Measurement grid: dx=4mm, dy=4mm, dz=2mm
Power Drift = -0.04 dB
Peak SAR (extrapolated) = 1.25 W/kg
SAR(1 g) = 0.314 W/kg; SAR(10 g) = 0.096 W/kg

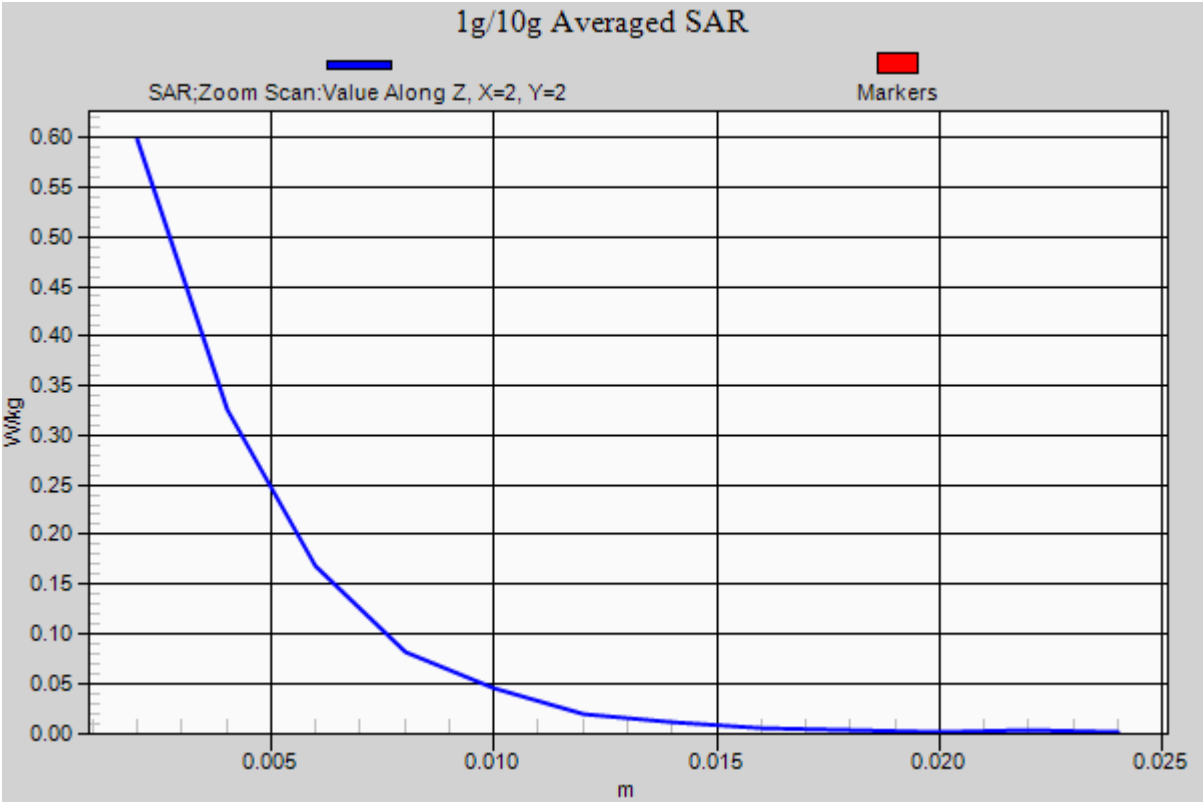

DT&C Co., Ltd.

DUT: DA03; Type: Bar

Communication System: W-LAN_5 GHz(FCC) (0); Frequency: 5580 MHz; Duty Cycle: 1:1
Medium parameters used: f = 5580 MHz; σ = 5.931 S/m; ε_r = 47.816; ρ = 1000 kg/m^3
Phantom section: Flat Section

DASY5 Configuration:
Probe: EX3DV4 - SN3933; ConvF(3.8, 3.8, 3.8); Calibrated: 9/27/2016; Electronics: DAE4 Sn1453
Phantom: SAM-twin middle(20deg probe tilt)_2013_09_24; Type: QD000P40CD; Serial: 1782
Measurement SW: DASY52, Version 52.8 (8); SEMCAD X Version 14.6.10 (7331)

Test Date: 2016-12-27; Ambient Temp: 20.4; Tissue Temp: 20.3

1 cm space from Body, Rear, 5.6G W-LAN(802.11a) Ch. 116, Ant Internal

Area Scan (12x20x1): Measurement grid: dx=10mm, dy=10mm
Zoom Scan (7x7x12)/Cube 0: Measurement grid: dx=4mm, dy=4mm, dz=2mm
Power Drift = 0.13 dB
Peak SAR (extrapolated) = 1.04 W/kg
SAR(1 g) = 0.233 W/kg; SAR(10 g) = 0.058 W/kg

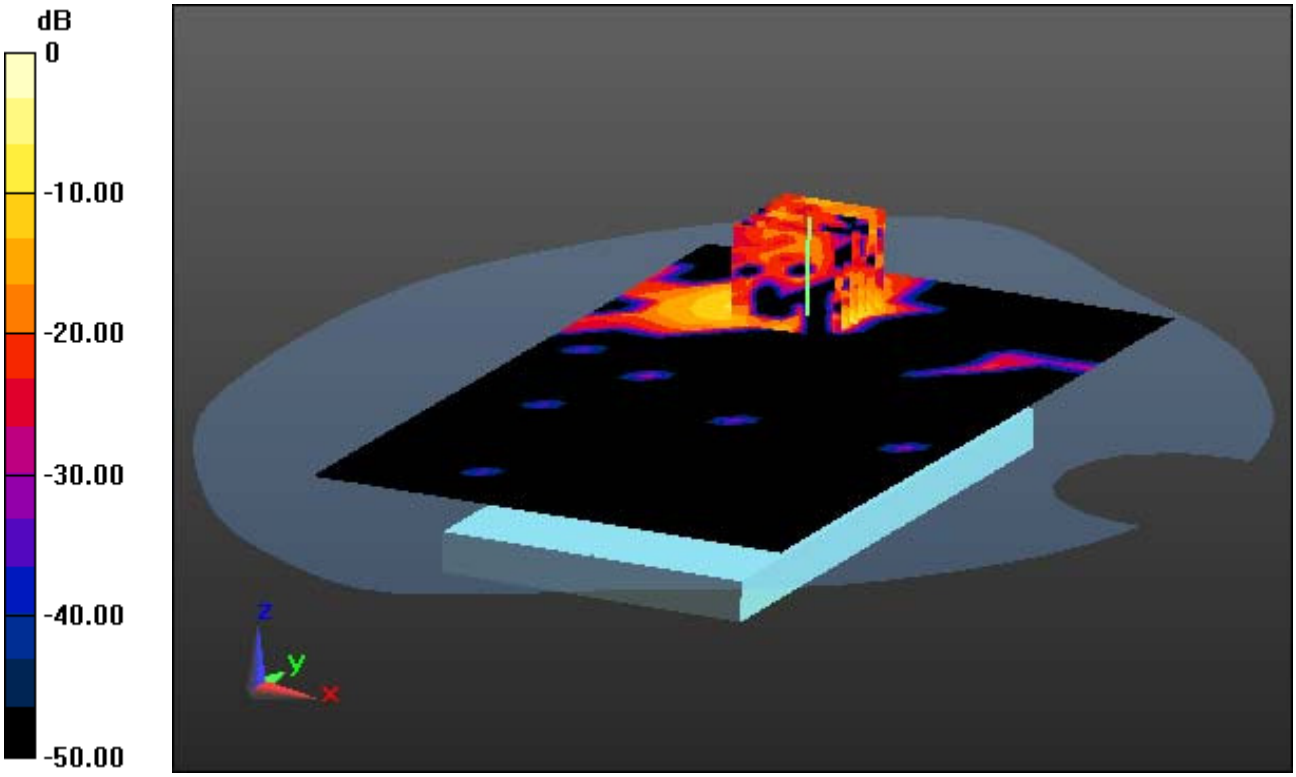

0 dB = 0.533 W/kg

DT&C Co., Ltd.

DUT: DA03; Type: Bar

Communication System: W-LAN_5 GHz(FCC) (0); Frequency: 5580 MHz; Duty Cycle: 1:1
Medium parameters used: f = 5580 MHz; σ = 5.931 S/m; ε_r = 47.816; ρ = 1000 kg/m^3
Phantom section: Flat Section

DASY5 Configuration:
Probe: EX3DV4 - SN3933; ConvF(3.8, 3.8, 3.8); Calibrated: 9/27/2016; Electronics: DAE4 Sn1453
Phantom: SAM-twin middle(20deg probe tilt)_2013_09_24; Type: QD000P40CD; Serial: 1782
Measurement SW: DASY52, Version 52.8 (8); SEMCAD X Version 14.6.10 (7331)

Test Date: 2016-12-27; Ambient Temp: 20.4; Tissue Temp: 20.3

1 cm space from Body, Rear, 5.6G W-LAN(802.11a) Ch. 116, Ant Internal

With Enlarge Plot image

Area Scan (12x20x1): Measurement grid: dx=10mm, dy=10mm
Zoom Scan (7x7x12)/Cube 0: Measurement grid: dx=4mm, dy=4mm, dz=2mm
Power Drift = 0.13 dB
Peak SAR (extrapolated) = 1.04 W/kg
SAR(1 g) = 0.233 W/kg; SAR(10 g) = 0.058 W/kg



0 dB = 0.533 W/kg

DT&C Co., Ltd.

DUT: DA03; Type: Bar

Communication System: W-LAN_5 GHz(FCC) (0); Frequency: 5580 MHz; Duty Cycle: 1:1
Medium parameters used: f = 5580 MHz; σ = 5.931 S/m; ε_r = 47.816; ρ = 1000 kg/m^3
Phantom section: Flat Section

DASY5 Configuration:
Probe: EX3DV4 - SN3933; ConvF(3.8, 3.8, 3.8); Calibrated: 9/27/2016; Electronics: DAE4 Sn1453
Phantom: SAM-twin middle(20deg probe tilt)_2013_09_24; Type: QD000P40CD; Serial: 1782
Measurement SW: DASY52, Version 52.8 (8); SEMCAD X Version 14.6.10 (7331)

Test Date: 2016-12-27; Ambient Temp: 20.4; Tissue Temp: 20.3

1 cm space from Body, Rear, 5.6G W-LAN(802.11a) Ch. 116, Ant Internal
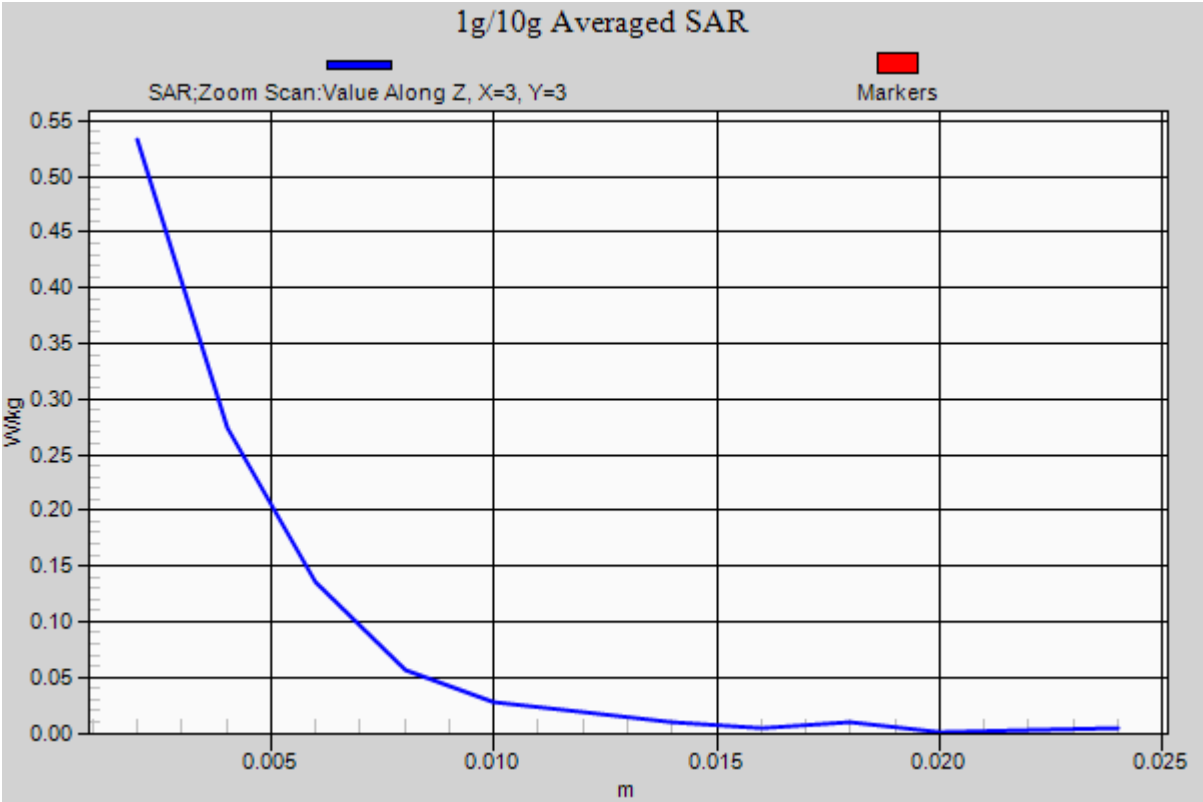
Area Scan (12x20x1): Measurement grid: dx=10mm, dy=10mm
Zoom Scan (7x7x12)/Cube 0: Measurement grid: dx=4mm, dy=4mm, dz=2mm
Power Drift = 0.13 dB
Peak SAR (extrapolated) = 1.04 W/kg
SAR(1 g) = 0.233 W/kg; SAR(10 g) = 0.058 W/kg