SAR Plots

- Verification Plots
- SAR Test Plots

Copyright © 2017, DT&C Co., Ltd.

DT&C Co., Ltd.

DUT: Dipole 835 MHz; Type: D835V2; Serial: D835V2 - SN:4d159

Communication System: CW (0); Frequency: 835 MHz;Duty Cycle: 1:1
Medium parameters used: f = 835 MHz; σ = 0.915 S/m; ε_r = 42.237; ρ = 1000 kg/m^3
Phantom section: Flat Section

DASY5 Configuration:
Probe: ES3DV3 - SN3327; ConvF(6.62, 6.62, 6.62); Calibrated: 8/30/2016; Electronics: DAE4 Sn1392
Phantom: SAM (30deg probe tilt) with CRP v5.0; Type: QD000P40CD; Serial: TP:1679
Measurement SW: DASY52, Version 52.8 (8); SEMCAD X Version 14.6.10 (7331)

Test Date: 2016-12-16; Ambient Temp: 21.2; Tissue Temp:21.4

835 MHz System Verification

Area Scan (6x13x1): Measurement grid: dx=15mm, dy=15mm
Zoom Scan (7x7x7)/Cube 0: Measurement grid: dx=5mm, dy=5mm, dz=5mm
Power Drift = 0.06 dB
Peak SAR (extrapolated) = 3.55 W/kg
SAR(1 g) = 2.39 W/kg; SAR(10 g) = 1.57 W/kg

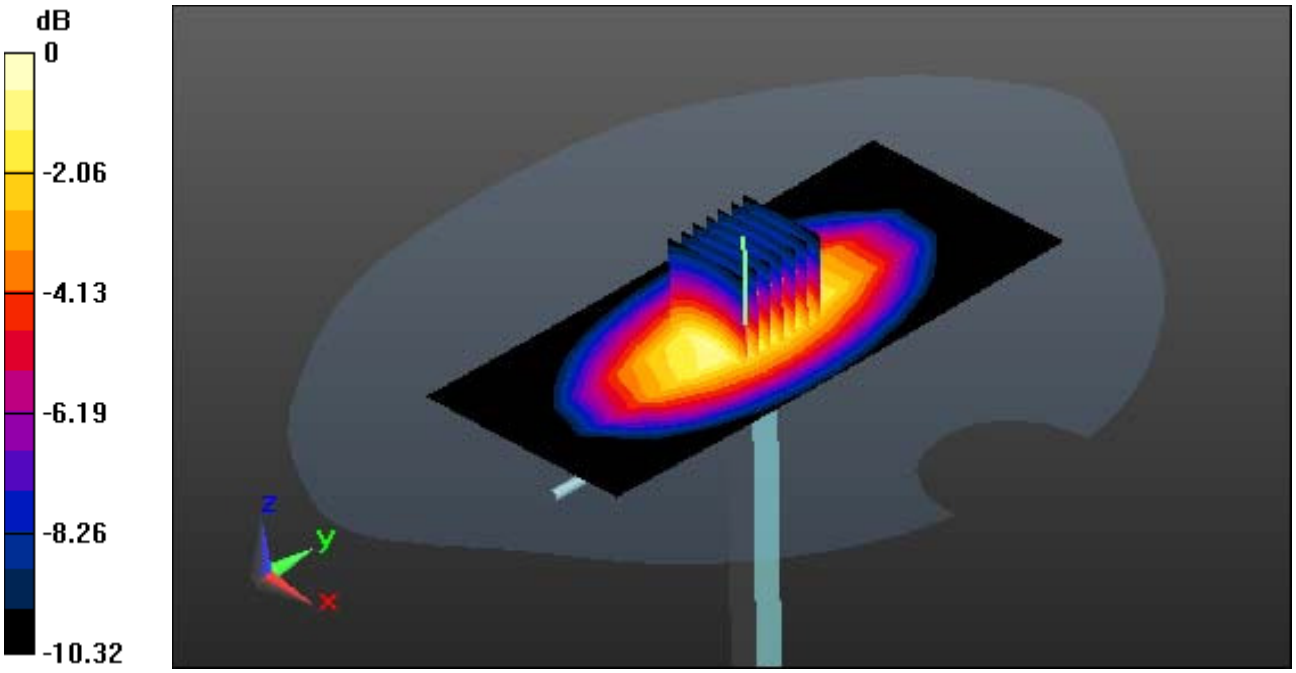

0 dB = 2.80 W/kg

DT&C Co., Ltd.

DUT: Dipole 835 MHz; Type: D835V2; Serial: D835V2 - SN:4d159

Communication System: CW (0); Frequency: 835 MHz;Duty Cycle: 1:1
Medium parameters used: f = 835 MHz; σ = 0.915 S/m; ε_r = 42.237; ρ = 1000 kg/m^3
Phantom section: Flat Section

DASY5 Configuration:
Probe: ES3DV3 - SN3327; ConvF(6.62, 6.62, 6.62); Calibrated: 8/30/2016; Electronics: DAE4 Sn1392
Phantom: SAM (30deg probe tilt) with CRP v5.0; Type: QD000P40CD; Serial: TP:1679
Measurement SW: DASY52, Version 52.8 (8); SEMCAD X Version 14.6.10 (7331)

Test Date: 2016-12-16; Ambient Temp: 21.2; Tissue Temp:21.4

835 MHz System Verification

Area Scan (6x13x1): Measurement grid: dx=15mm, dy=15mm
Zoom Scan (7x7x7)/Cube 0: Measurement grid: dx=5mm, dy=5mm, dz=5mm
Power Drift = 0.06 dB
Peak SAR (extrapolated) = 3.55 W/kg
SAR(1 g) = 2.39 W/kg; SAR(10 g) = 1.57 W/kg

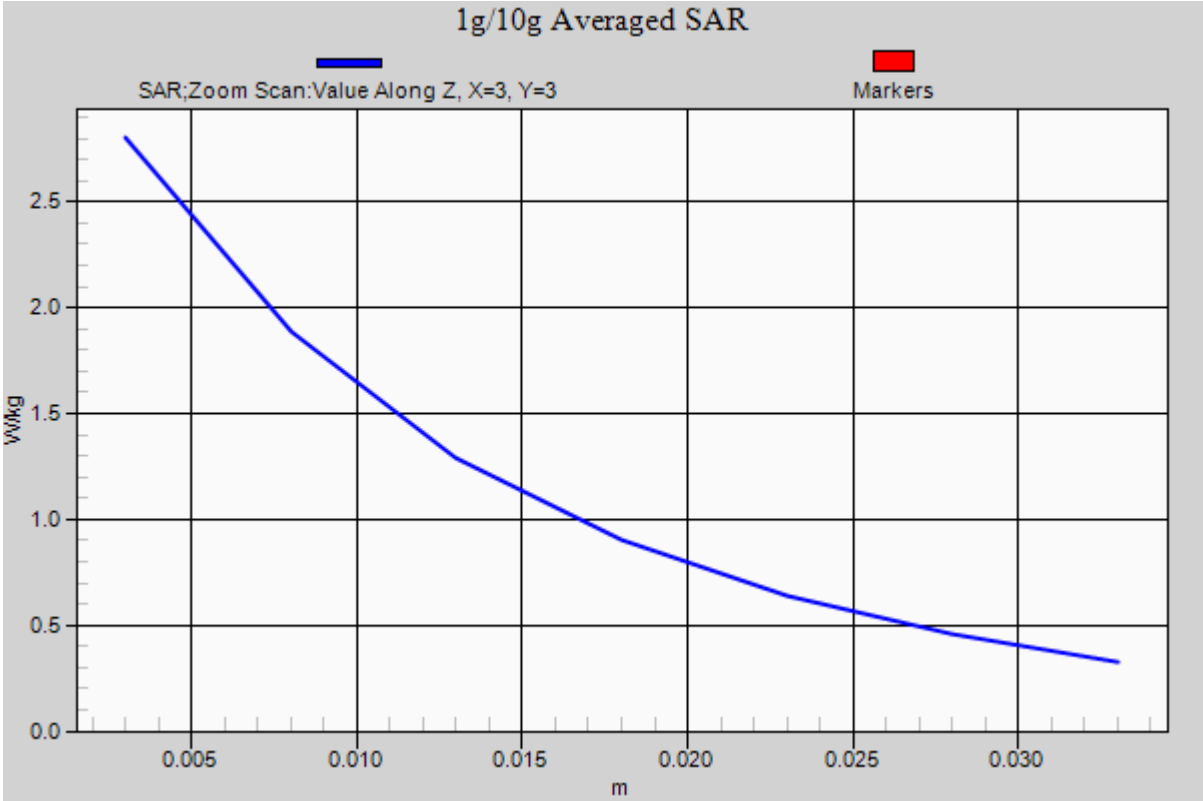

DT&C Co., Ltd.

DUT: Dipole 835 MHz; Type: D835V2; Serial: D835V2 - SN:4d159

Communication System: CW (0); Frequency: 835 MHz;Duty Cycle: 1:1
Medium parameters used: f = 835 MHz; σ = 0.997 S/m; ε_r = 53.859; ρ = 1000 kg/m^3
Phantom section: Flat Section

DASY5 Configuration:
Probe: ES3DV3 - SN3327; ConvF(6.48, 6.48, 6.48); Calibrated: 8/30/2016; Electronics: DAE4 Sn1392
Phantom: SAM (30deg probe tilt) with CRP v5.0; Type: QD000P40CD; Serial: TP:1679
Measurement SW: DASY52, Version 52.8 (8); SEMCAD X Version 14.6.10 (7331)

Test Date: 2016-12-16; Ambient Temp: 21.2; Tissue Temp:20.9

835 MHz System Verification

Area Scan (6x13x1): Measurement grid: dx=15mm, dy=15mm
Zoom Scan (7x7x7)/Cube 0: Measurement grid: dx=5mm, dy=5mm, dz=5mm
Power Drift = 0.01 dB
Peak SAR (extrapolated) = 3.89 W/kg
SAR(1 g) = 2.52 W/kg; SAR(10 g) = 1.66 W/kg

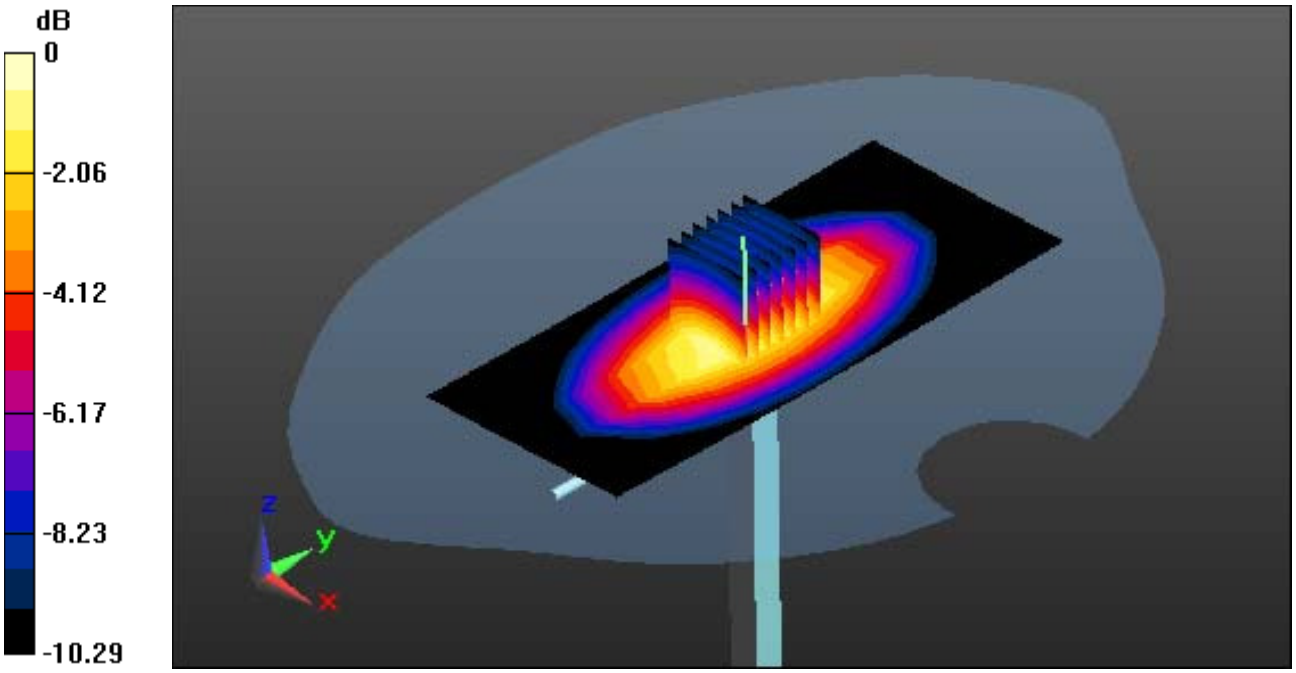

0 dB = 3.10 W/kg

DT&C Co., Ltd.

DUT: Dipole 835 MHz; Type: D835V2; Serial: D835V2 - SN:4d159

Communication System: CW (0); Frequency: 835 MHz;Duty Cycle: 1:1
Medium parameters used: f = 835 MHz; σ = 0.997 S/m; ε_r = 53.859; ρ = 1000 kg/m^3
Phantom section: Flat Section

DASY5 Configuration:
Probe: ES3DV3 - SN3327; ConvF(6.48, 6.48, 6.48); Calibrated: 8/30/2016; Electronics: DAE4 Sn1392
Phantom: SAM (30deg probe tilt) with CRP v5.0; Type: QD000P40CD; Serial: TP:1679
Measurement SW: DASY52, Version 52.8 (8); SEMCAD X Version 14.6.10 (7331)

Test Date: 2016-12-16; Ambient Temp: 21.2; Tissue Temp:20.9

835 MHz System Verification

Area Scan (6x13x1): Measurement grid: dx=15mm, dy=15mm
Zoom Scan (7x7x7)/Cube 0: Measurement grid: dx=5mm, dy=5mm, dz=5mm
Power Drift = 0.01 dB
Peak SAR (extrapolated) = 3.89 W/kg
SAR(1 g) = 2.52 W/kg; SAR(10 g) = 1.66 W/kg

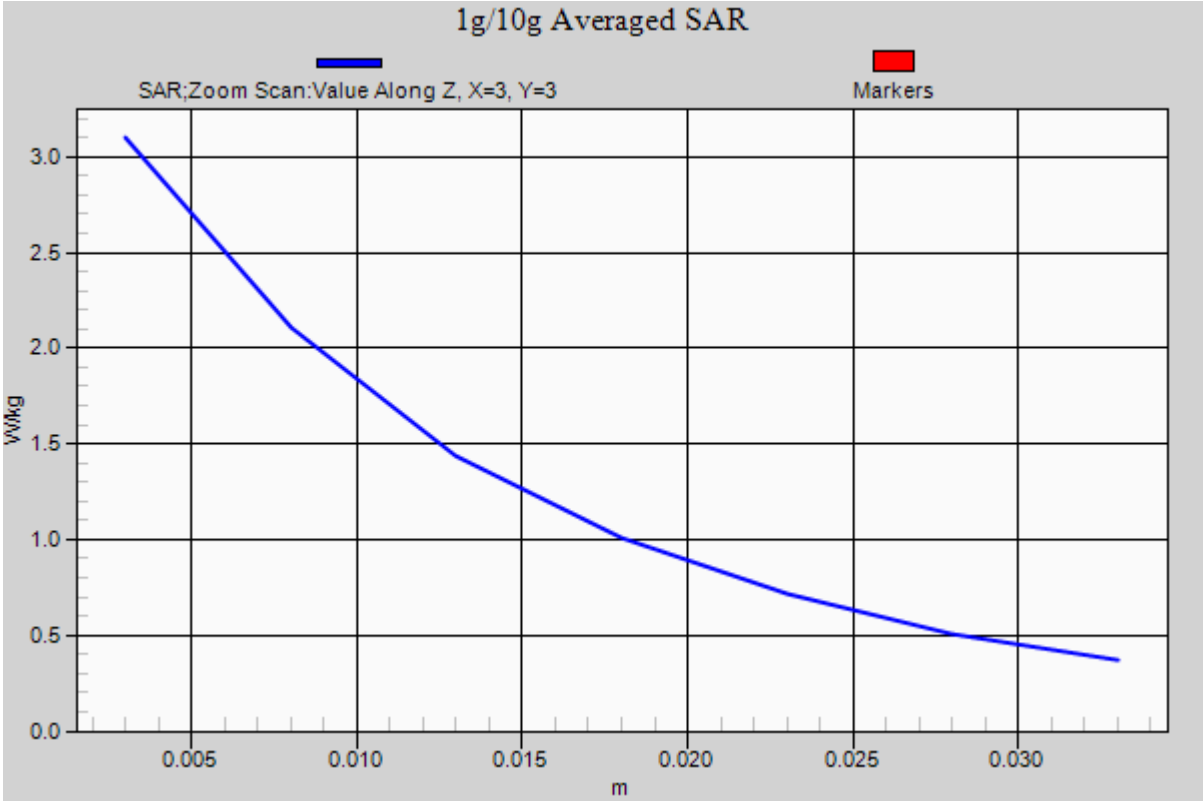

DT&C Co., Ltd.

DUT: Dipole 1900 MHz; Type: D1900V2; Serial: D1900V2 - SN:5d176

Communication System: CW (0); Frequency: 1900 MHz;Duty Cycle: 1:1
Medium parameters used: f = 1900 MHz; σ = 1.431 S/m; ε_r = 40.603; ρ = 1000 kg/m^3
Phantom section: Flat Section

DASY5 Configuration:
Probe: ES3DV3 - SN3327; ConvF(5.35, 5.35, 5.35); Calibrated: 8/30/2016; Electronics: DAE4 Sn1392
Phantom: SAM (30deg probe tilt) with CRP v5.0; Type: QD000P40CD; Serial: TP:1679
Measurement SW: DASY52, Version 52.8 (8); SEMCAD X Version 14.6.10 (7331)

Test Date: 2016-12-19; Ambient Temp: 21.1; Tissue Temp:21.2

1900 MHz System Verification

Area Scan (5x7x1): Measurement grid: dx=15mm, dy=15mm
Zoom Scan (7x7x7)/Cube 0: Measurement grid: dx=5mm, dy=5mm, dz=5mm
Power Drift = 0.01 dB
Peak SAR (extrapolated) = 17.2 W/kg
SAR(1 g) = 9.53 W/kg; SAR(10 g) = 5.01 W/kg

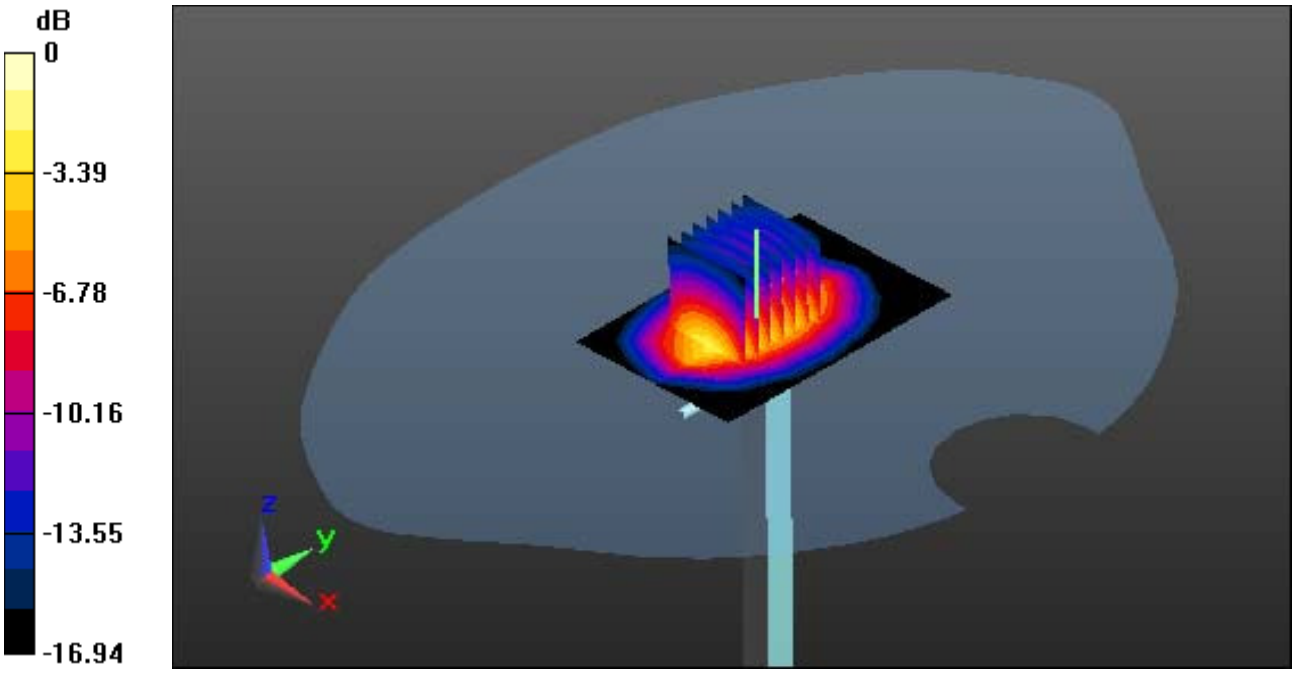

0 dB = 12.0 W/kg

DT&C Co., Ltd.

DUT: Dipole 1900 MHz; Type: D1900V2; Serial: D1900V2 - SN:5d176

Communication System: CW (0); Frequency: 1900 MHz;Duty Cycle: 1:1
Medium parameters used: f = 1900 MHz; σ = 1.431 S/m; ε_r = 40.603; ρ = 1000 kg/m^3
Phantom section: Flat Section

DASY5 Configuration:
Probe: ES3DV3 - SN3327; ConvF(5.35, 5.35, 5.35); Calibrated: 8/30/2016; Electronics: DAE4 Sn1392
Phantom: SAM (30deg probe tilt) with CRP v5.0; Type: QD000P40CD; Serial: TP:1679
Measurement SW: DASY52, Version 52.8 (8); SEMCAD X Version 14.6.10 (7331)

Test Date: 2016-12-19; Ambient Temp: 21.1; Tissue Temp:21.2

1900 MHz System Verification

Area Scan (5x7x1): Measurement grid: dx=15mm, dy=15mm
Zoom Scan (7x7x7)/Cube 0: Measurement grid: dx=5mm, dy=5mm, dz=5mm
Power Drift = 0.01 dB
Peak SAR (extrapolated) = 17.2 W/kg
SAR(1 g) = 9.53 W/kg; SAR(10 g) = 5.01 W/kg

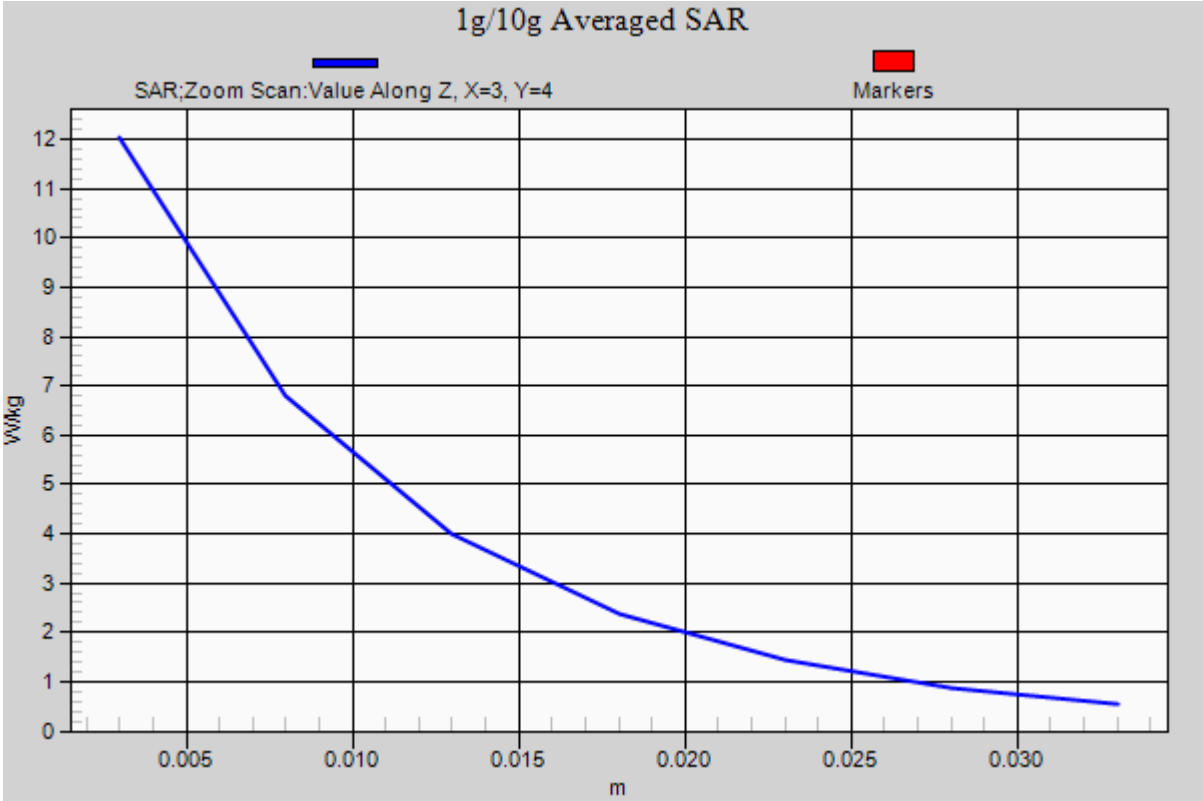

DT&C Co., Ltd.

DUT: Dipole 1900 MHz; Type: D1900V2; Serial: D1900V2 - SN:5d176

Communication System: CW (0); Frequency: 1900 MHz;Duty Cycle: 1:1
Medium parameters used: f = 1900 MHz; σ = 1.568 S/m; ε_r = 51.7; ρ = 1000 kg/m^3
Phantom section: Flat Section

DASY5 Configuration:
Probe: ES3DV3 - SN3327; ConvF(4.95, 4.95, 4.95); Calibrated: 8/30/2016; Electronics: DAE4 Sn1392
Phantom: SAM (30deg probe tilt) with CRP v5.0; Type: QD000P40CD; Serial: TP:1679
Measurement SW: DASY52, Version 52.8 (8); SEMCAD X Version 14.6.10 (7331)

Test Date: 2016-12-19; Ambient Temp: 21.1; Tissue Temp:20.5

1900 MHz System Verification

Area Scan (5x7x1): Measurement grid: dx=15mm, dy=15mm
Zoom Scan (7x7x7)/Cube 0: Measurement grid: dx=5mm, dy=5mm, dz=5mm
Power Drift = 0.14 dB
Peak SAR (extrapolated) = 19.9 W/kg
SAR(1 g) = 10.2 W/kg; SAR(10 g) = 5.47 W/kg

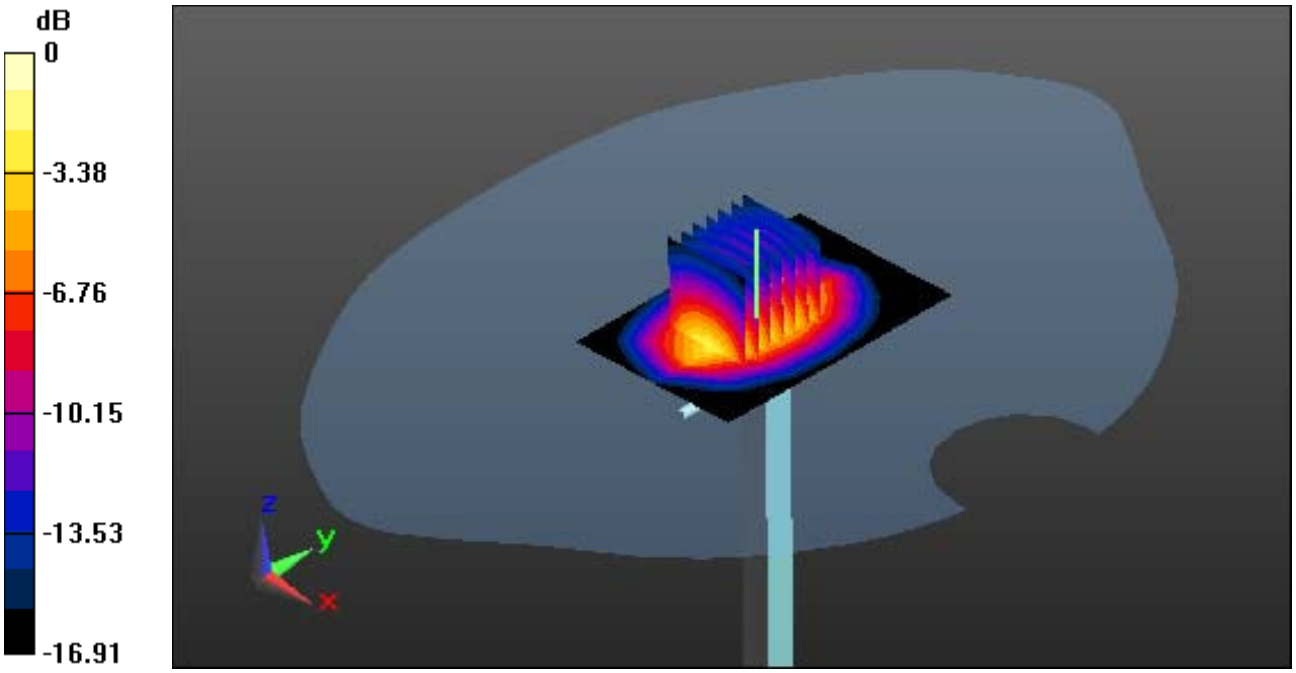

0 dB = 14.1 W/kg

DT&C Co., Ltd.

DUT: Dipole 1900 MHz; Type: D1900V2; Serial: D1900V2 - SN:5d176

Communication System: CW (0); Frequency: 1900 MHz;Duty Cycle: 1:1
Medium parameters used: f = 1900 MHz; σ = 1.568 S/m; ε_r = 51.7; ρ = 1000 kg/m^3
Phantom section: Flat Section

DASY5 Configuration:
Probe: ES3DV3 - SN3327; ConvF(4.95, 4.95, 4.95); Calibrated: 8/30/2016; Electronics: DAE4 Sn1392
Phantom: SAM (30deg probe tilt) with CRP v5.0; Type: QD000P40CD; Serial: TP:1679
Measurement SW: DASY52, Version 52.8 (8); SEMCAD X Version 14.6.10 (7331)

Test Date: 2016-12-19; Ambient Temp: 21.1; Tissue Temp:20.5

1900 MHz System Verification

Area Scan (5x7x1): Measurement grid: dx=15mm, dy=15mm
Zoom Scan (7x7x7)/Cube 0: Measurement grid: dx=5mm, dy=5mm, dz=5mm
Power Drift = 0.14 dB
Peak SAR (extrapolated) = 19.9 W/kg
SAR(1 g) = 10.2 W/kg; SAR(10 g) = 5.47 W/kg

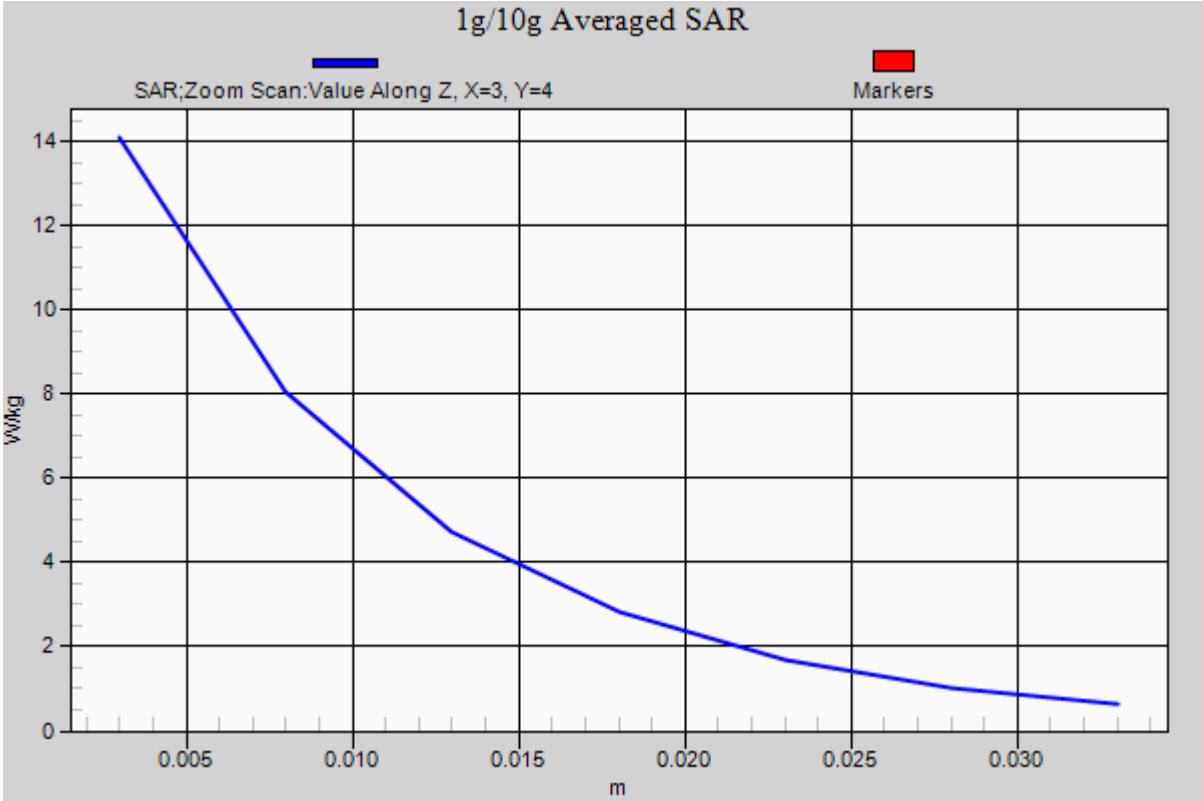

DT&C Co., Ltd.

DUT: Dipole 835 MHz; Type: D835V2; Serial: D835V2 - SN:4d159

Communication System: CW (0); Frequency: 835 MHz;Duty Cycle: 1:1
Medium parameters used: f = 835 MHz; σ = 0.901 S/m; ε_r = 41.714; ρ = 1000 kg/m^3
Phantom section: Flat Section

DASY5 Configuration:
Probe: ES3DV3 - SN3327; ConvF(6.62, 6.62, 6.62); Calibrated: 8/30/2016; Electronics: DAE4 Sn1392
Phantom: SAM (30deg probe tilt) with CRP v5.0; Type: QD000P40CD; Serial: TP:1679
Measurement SW: DASY52, Version 52.8 (8); SEMCAD X Version 14.6.10 (7331)

Test Date: 2016-12-20; Ambient Temp: 21.3; Tissue Temp:21.5

835 MHz System Verification

Area Scan (6x13x1): Measurement grid: dx=15mm, dy=15mm
Zoom Scan (7x7x7)/Cube 0: Measurement grid: dx=5mm, dy=5mm, dz=5mm
Power Drift = 0.16 dB
Peak SAR (extrapolated) = 3.50 W/kg
SAR(1 g) = 2.36 W/kg; SAR(10 g) = 1.55 W/kg

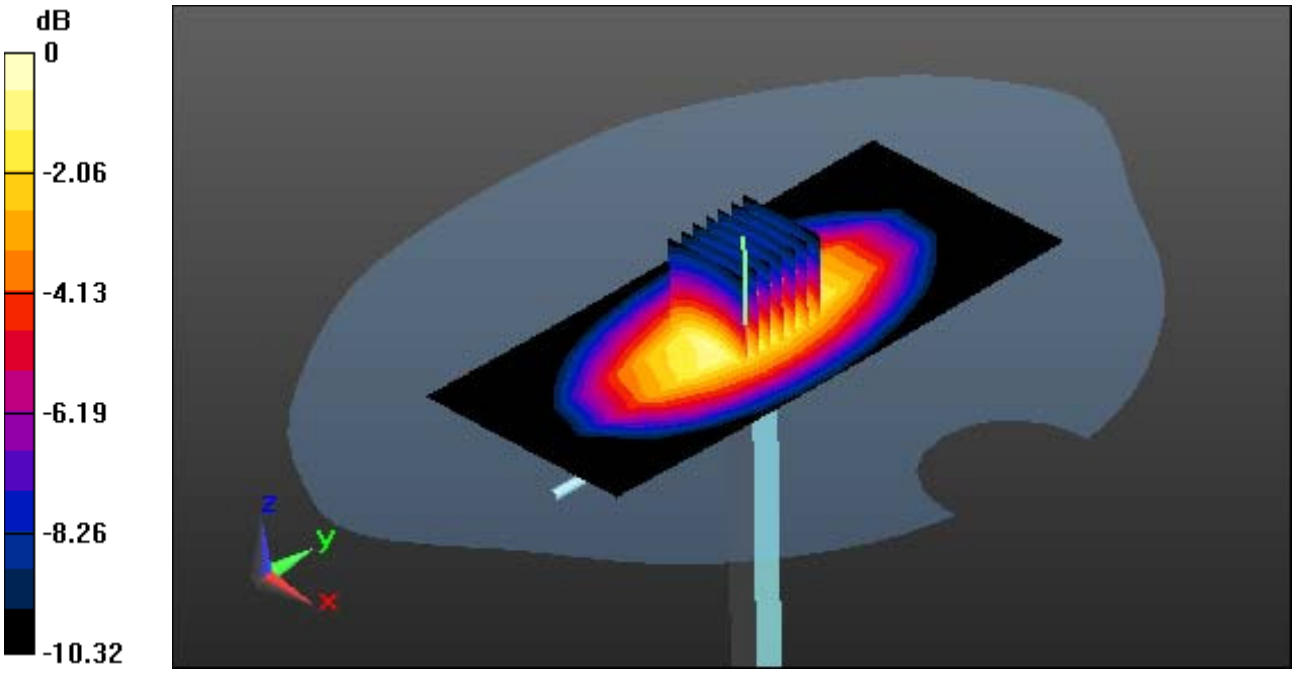

0 dB = 2.76 W/kg

DT&C Co., Ltd.

DUT: Dipole 835 MHz; Type: D835V2; Serial: D835V2 - SN:4d159

Communication System: CW (0); Frequency: 835 MHz;Duty Cycle: 1:1
Medium parameters used: f = 835 MHz; σ = 0.901 S/m; ε_r = 41.714; ρ = 1000 kg/m^3
Phantom section: Flat Section

DASY5 Configuration:
Probe: ES3DV3 - SN3327; ConvF(6.62, 6.62, 6.62); Calibrated: 8/30/2016; Electronics: DAE4 Sn1392
Phantom: SAM (30deg probe tilt) with CRP v5.0; Type: QD000P40CD; Serial: TP:1679
Measurement SW: DASY52, Version 52.8 (8); SEMCAD X Version 14.6.10 (7331)

Test Date: 2016-12-20; Ambient Temp: 21.3; Tissue Temp:21.5

835 MHz System Verification

Area Scan (6x13x1): Measurement grid: dx=15mm, dy=15mm
Zoom Scan (7x7x7)/Cube 0: Measurement grid: dx=5mm, dy=5mm, dz=5mm
Power Drift = 0.16 dB
Peak SAR (extrapolated) = 3.50 W/kg
SAR(1 g) = 2.36 W/kg; SAR(10 g) = 1.55 W/kg

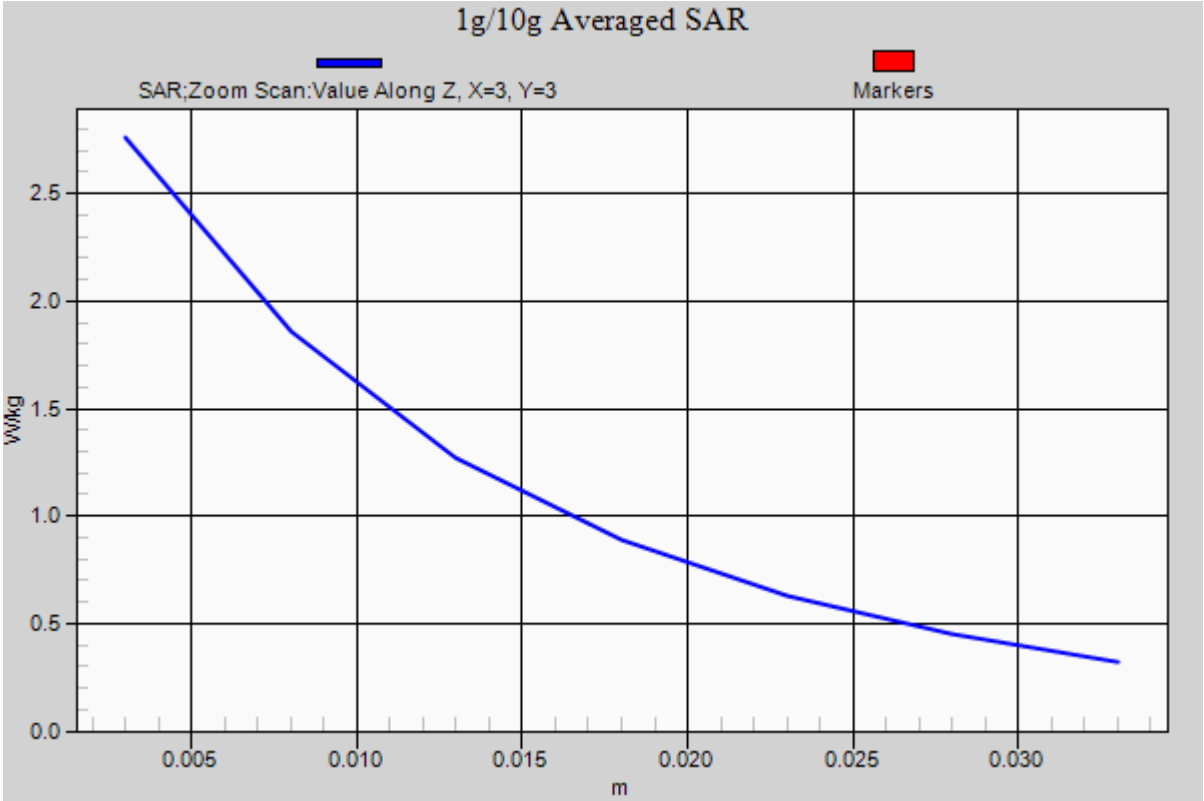

DT&C Co., Ltd.

DUT: Dipole 835 MHz; Type: D835V2; Serial: D835V2 - SN:4d159

Communication System: CW (0); Frequency: 835 MHz;Duty Cycle: 1:1
Medium parameters used: f = 835 MHz; σ = 1.002 S/m; ε_r = 53.819; ρ = 1000 kg/m^3
Phantom section: Flat Section

DASY5 Configuration:
Probe: ES3DV3 - SN3327; ConvF(6.48, 6.48, 6.48); Calibrated: 8/30/2016; Electronics: DAE4 Sn1392
Phantom: SAM (30deg probe tilt) with CRP v5.0; Type: QD000P40CD; Serial: TP:1679
Measurement SW: DASY52, Version 52.8 (8); SEMCAD X Version 14.6.10 (7331)

Test Date: 2016-12-20; Ambient Temp: 21.3; Tissue Temp:20.8

835 MHz System Verification

Area Scan (6x13x1): Measurement grid: dx=15mm, dy=15mm
Zoom Scan (7x7x7)/Cube 0: Measurement grid: dx=5mm, dy=5mm, dz=5mm
Power Drift = 0.11 dB
Peak SAR (extrapolated) = 3.91 W/kg
SAR(1 g) = 2.48 W/kg; SAR(10 g) = 1.63 W/kg

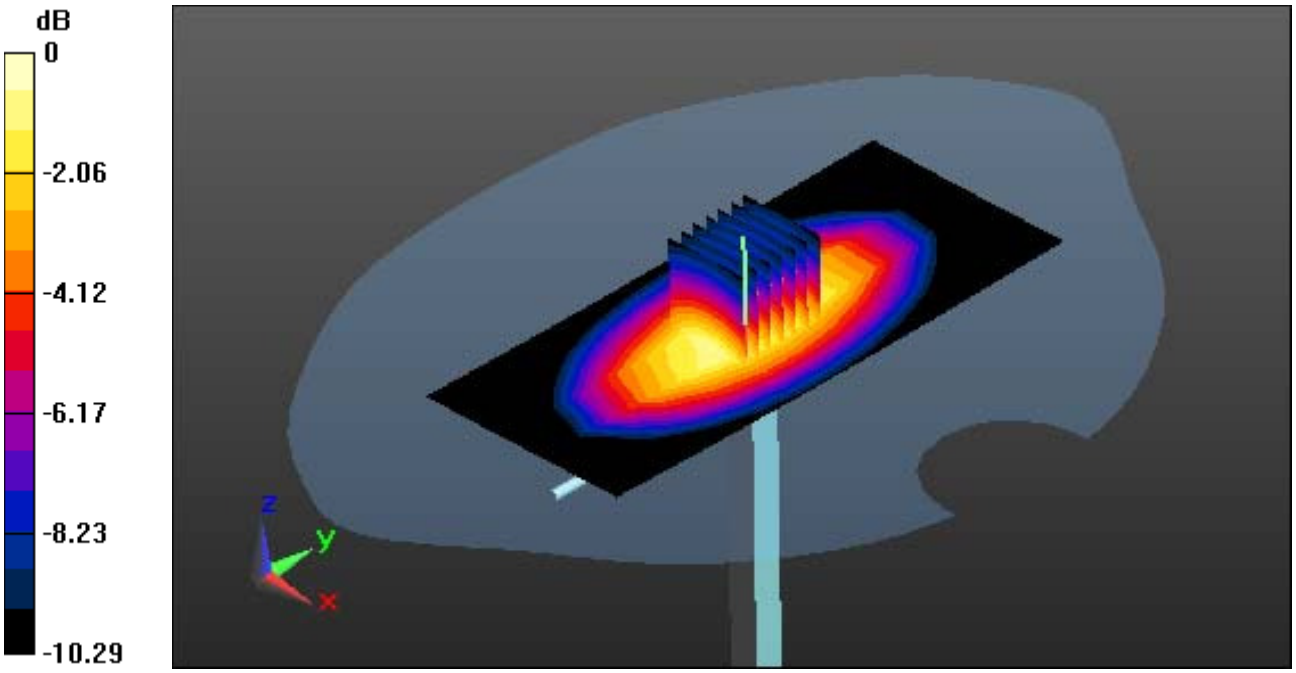

0 dB = 3.11 W/kg

DT&C Co., Ltd.

DUT: Dipole 835 MHz; Type: D835V2; Serial: D835V2 - SN:4d159

Communication System: CW (0); Frequency: 835 MHz;Duty Cycle: 1:1
Medium parameters used: f = 835 MHz; σ = 1.002 S/m; ε_r = 53.819; ρ = 1000 kg/m^3
Phantom section: Flat Section

DASY5 Configuration:
Probe: ES3DV3 - SN3327; ConvF(6.48, 6.48, 6.48); Calibrated: 8/30/2016; Electronics: DAE4 Sn1392
Phantom: SAM (30deg probe tilt) with CRP v5.0; Type: QD000P40CD; Serial: TP:1679
Measurement SW: DASY52, Version 52.8 (8); SEMCAD X Version 14.6.10 (7331)

Test Date: 2016-12-20; Ambient Temp: 21.3; Tissue Temp:20.8

835 MHz System Verification

Area Scan (6x13x1): Measurement grid: dx=15mm, dy=15mm
Zoom Scan (7x7x7)/Cube 0: Measurement grid: dx=5mm, dy=5mm, dz=5mm
Power Drift = 0.11 dB
Peak SAR (extrapolated) = 3.91 W/kg
SAR(1 g) = 2.48 W/kg; SAR(10 g) = 1.63 W/kg

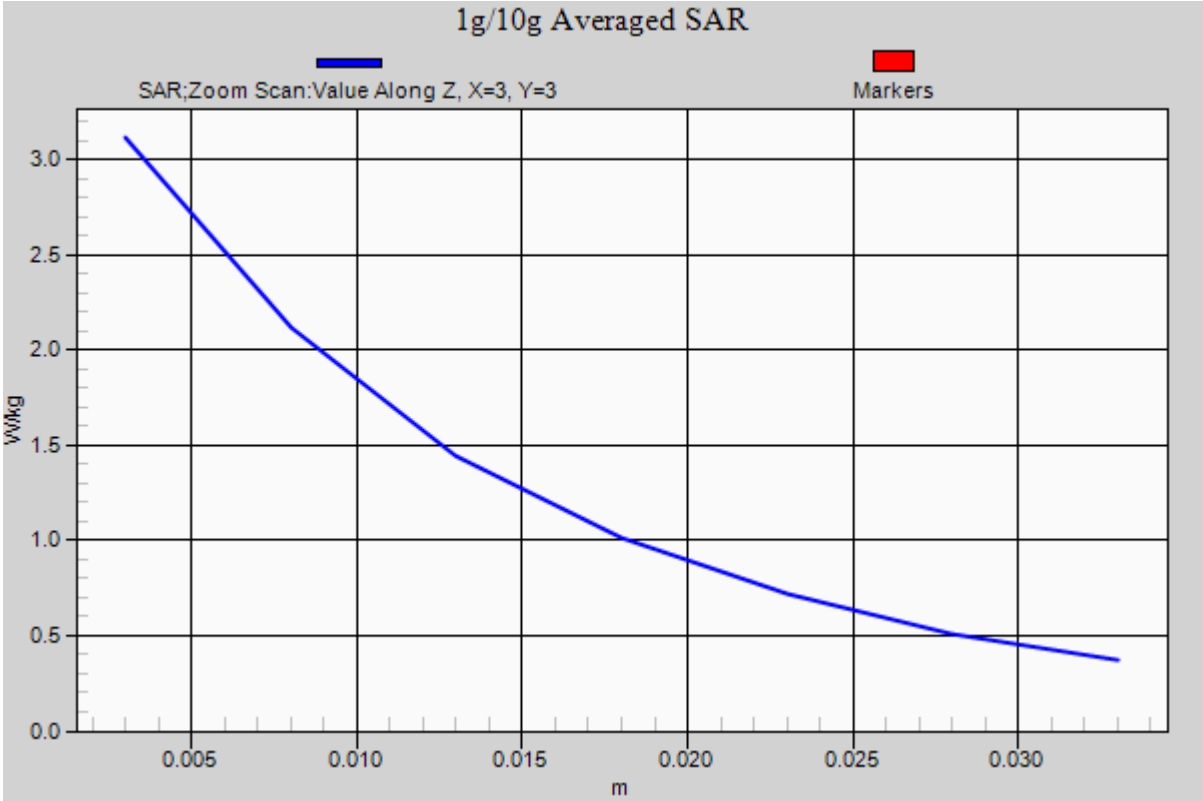

DT&C Co., Ltd.

DUT: Dipole 2450 MHz; Type: D2450V2; Serial: D2450V2 - SN:920

Communication System: CW (0); Frequency: 2450 MHz;Duty Cycle: 1:1
Medium parameters used: f = 2450 MHz; σ = 1.822 S/m; ε_r = 39.097; ρ = 1000 kg/m^3
Phantom section: Flat Section

DASY5 Configuration:
Probe: ES3DV3 - SN3327; ConvF(4.68, 4.68, 4.68); Calibrated: 8/30/2016; Electronics: DAE4 Sn1392
Phantom: SAM (30deg probe tilt) with CRP v5.0; Type: QD000P40CD; Serial: TP:1679
Measurement SW: DASY52, Version 52.8 (8); SEMCAD X Version 14.6.10 (7331)

Test Date: 2016-12-15; Ambient Temp: 21.4; Tissue Temp:21.5

2450 MHz System Verification

Area Scan (7x9x1): Measurement grid: dx=12mm, dy=12mm
Zoom Scan (7x7x7)/Cube 0: Measurement grid: dx=5mm, dy=5mm, dz=5mm
Power Drift = -0.13 dB
Peak SAR (extrapolated) = 28.3 W/kg
SAR(1 g) = 13 W/kg; SAR(10 g) = 6.34 W/kg

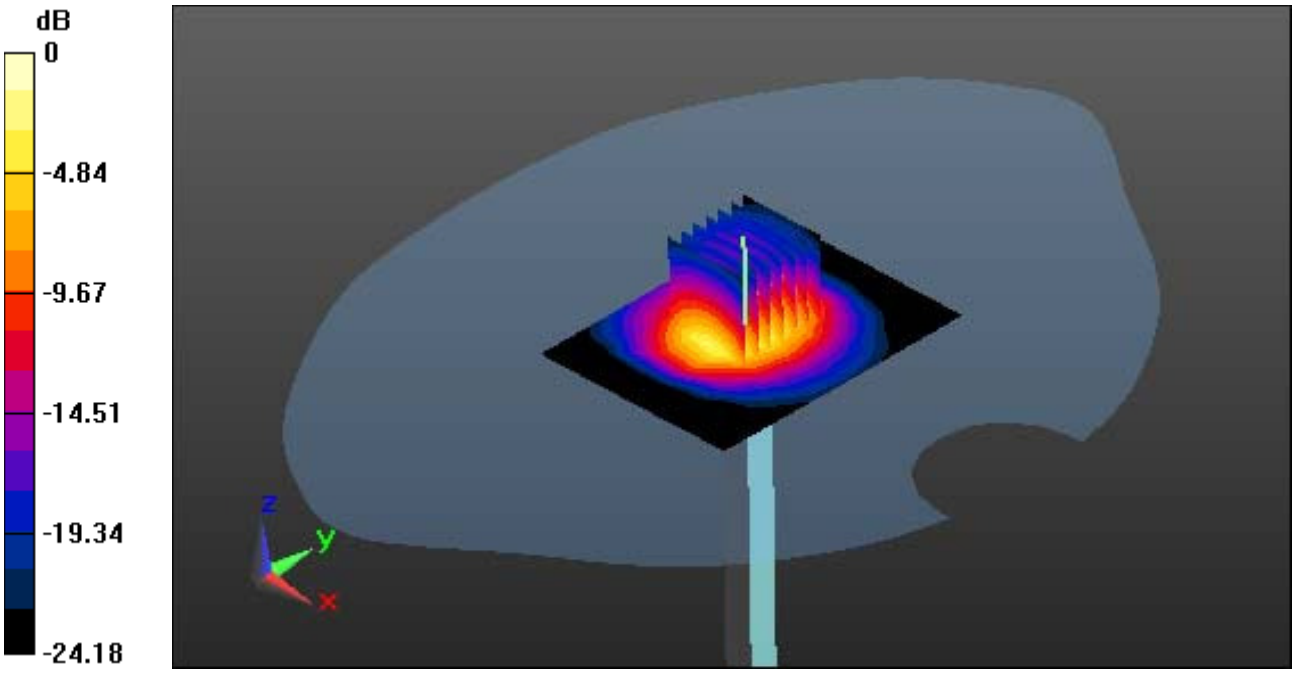

0 dB = 17.2 W/kg

DT&C Co., Ltd.

DUT: Dipole 2450 MHz; Type: D2450V2; Serial: D2450V2 - SN:920

Communication System: CW (0); Frequency: 2450 MHz;Duty Cycle: 1:1
Medium parameters used: f = 2450 MHz; σ = 1.822 S/m; ε_r = 39.097; ρ = 1000 kg/m^3
Phantom section: Flat Section

DASY5 Configuration:
Probe: ES3DV3 - SN3327; ConvF(4.68, 4.68, 4.68); Calibrated: 8/30/2016; Electronics: DAE4 Sn1392
Phantom: SAM (30deg probe tilt) with CRP v5.0; Type: QD000P40CD; Serial: TP:1679
Measurement SW: DASY52, Version 52.8 (8); SEMCAD X Version 14.6.10 (7331)

Test Date: 2016-12-15; Ambient Temp: 21.4; Tissue Temp:21.5

2450 MHz System Verification

Area Scan (7x9x1): Measurement grid: dx=12mm, dy=12mm
Zoom Scan (7x7x7)/Cube 0: Measurement grid: dx=5mm, dy=5mm, dz=5mm
Power Drift = -0.13 dB
Peak SAR (extrapolated) = 28.3 W/kg
SAR(1 g) = 13 W/kg; SAR(10 g) = 6.34 W/kg

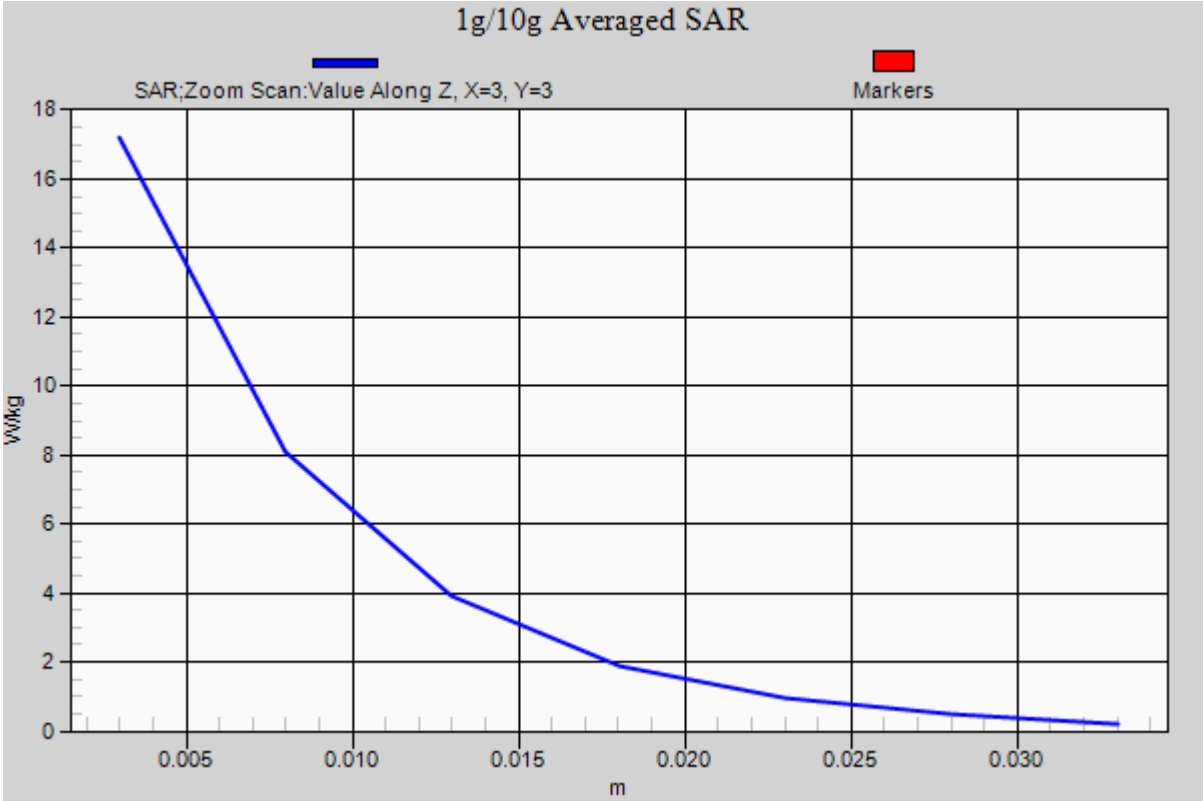

DT&C Co., Ltd.

DUT: Dipole 2450 MHz; Type: D2450V2; Serial: D2450V2 - SN:920

Communication System: CW (0); Frequency: 2450 MHz;Duty Cycle: 1:1
Medium parameters used: f = 2450 MHz; σ = 1.919 S/m; ε_r = 51.23; ρ = 1000 kg/m^3
Phantom section: Flat Section

DASY5 Configuration:
Probe: ES3DV3 - SN3327; ConvF(4.52, 4.52, 4.52); Calibrated: 8/30/2016; Electronics: DAE4 Sn1392
Phantom: SAM (30deg probe tilt) with CRP v5.0; Type: QD000P40CD; Serial: TP:1679
Measurement SW: DASY52, Version 52.8 (8); SEMCAD X Version 14.6.10 (7331)

Test Date: 2016-12-15; Ambient Temp: 21.4; Tissue Temp:21.0

2450 MHz System Verification

Area Scan (7x9x1): Measurement grid: dx=12mm, dy=12mm
Zoom Scan (7x7x7)/Cube 0: Measurement grid: dx=5mm, dy=5mm, dz=5mm
Power Drift = 0.17 dB
Peak SAR (extrapolated) = 31.3 W/kg
SAR(1 g) = 13.4 W/kg; SAR(10 g) = 6.32 W/kg

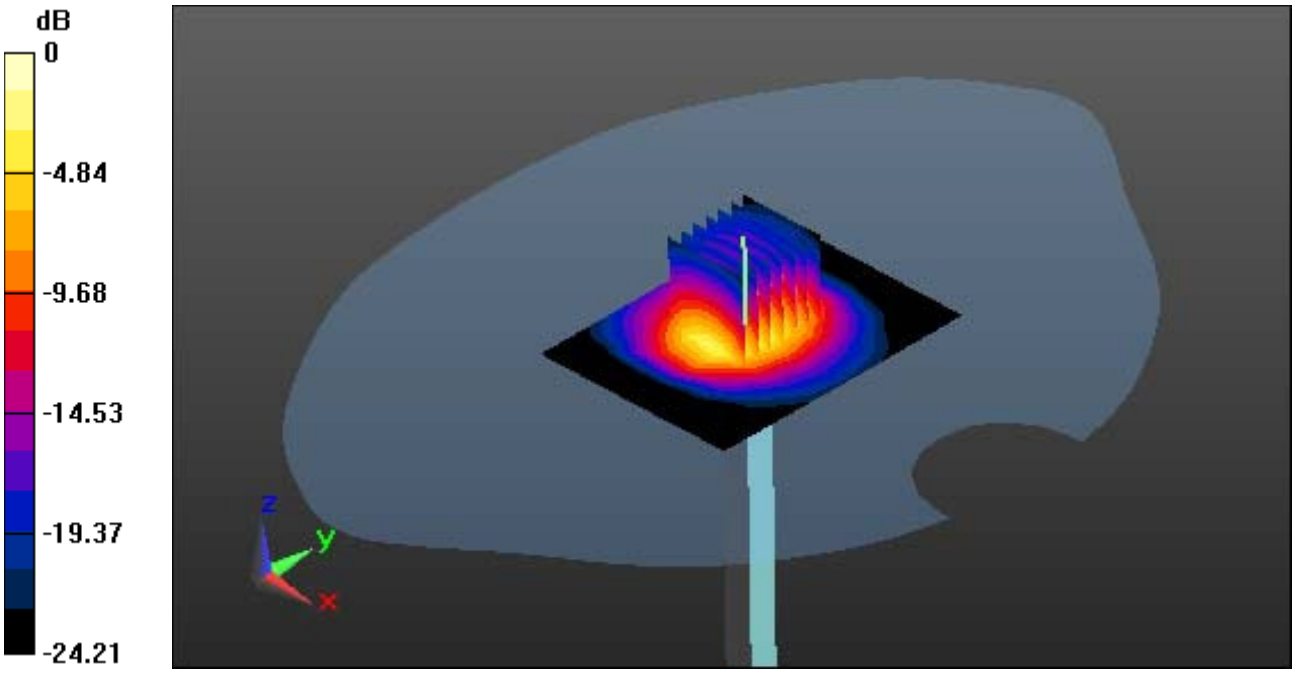

0 dB = 18.9 W/kg

DT&C Co., Ltd.

DUT: Dipole 2450 MHz; Type: D2450V2; Serial: D2450V2 - SN:920

Communication System: CW (0); Frequency: 2450 MHz;Duty Cycle: 1:1
Medium parameters used: f = 2450 MHz; σ = 1.919 S/m; ε_r = 51.23; ρ = 1000 kg/m^3
Phantom section: Flat Section

DASY5 Configuration:
Probe: ES3DV3 - SN3327; ConvF(4.52, 4.52, 4.52); Calibrated: 8/30/2016; Electronics: DAE4 Sn1392
Phantom: SAM (30deg probe tilt) with CRP v5.0; Type: QD000P40CD; Serial: TP:1679
Measurement SW: DASY52, Version 52.8 (8); SEMCAD X Version 14.6.10 (7331)

Test Date: 2016-12-15; Ambient Temp: 21.4; Tissue Temp:21.0

2450 MHz System Verification

Area Scan (7x9x1): Measurement grid: dx=12mm, dy=12mm
Zoom Scan (7x7x7)/Cube 0: Measurement grid: dx=5mm, dy=5mm, dz=5mm
Power Drift = 0.17 dB
Peak SAR (extrapolated) = 31.3 W/kg
SAR(1 g) = 13.4 W/kg; SAR(10 g) = 6.32 W/kg

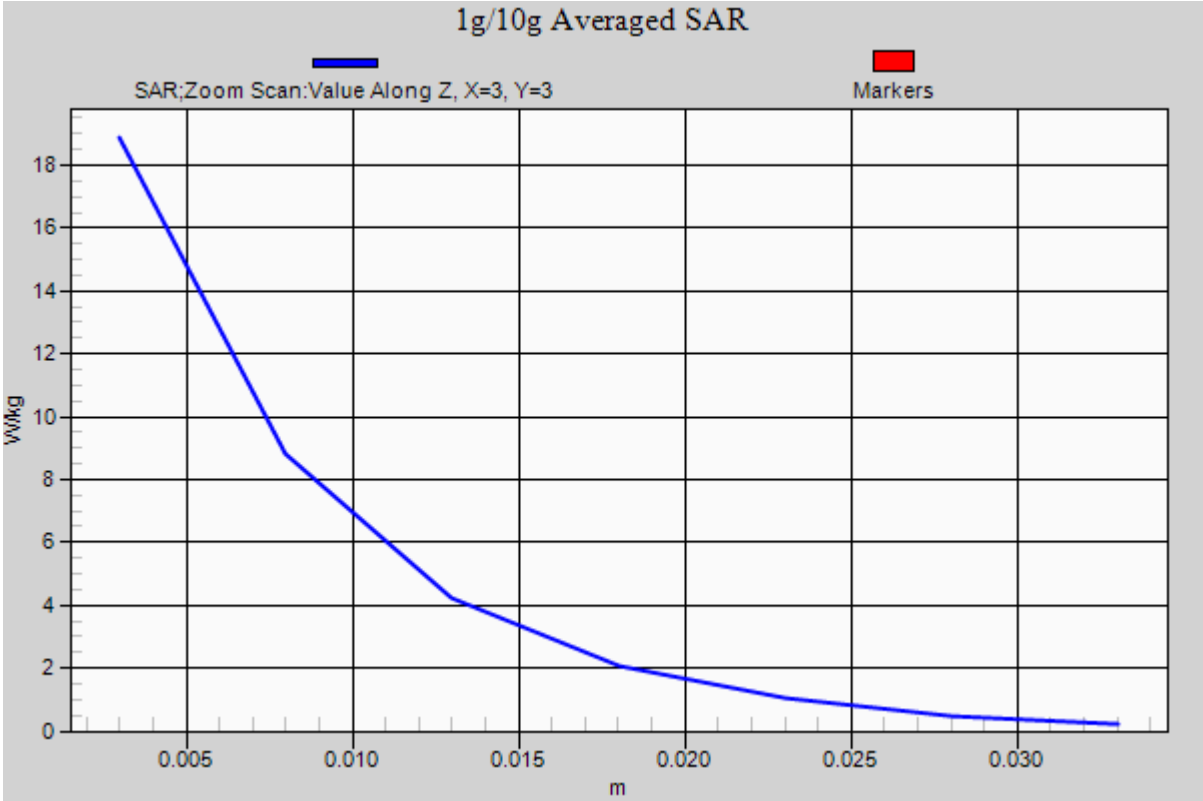

DT&C Co., Ltd.

DUT: DA27; Type: Folder; Serial

Communication System: GSM 850 (0); Frequency: 836.6 MHz;Duty Cycle: 1:8.30042
Medium parameters used: f = 836.6 MHz; σ = 0.916 S/m; ε_r = 42.212; ρ = 1000 kg/m^3
Phantom section: Right Section

DASY5 Configuration:
Probe: ES3DV3 - SN3327; ConvF(6.62, 6.62, 6.62); Calibrated: 8/30/2016; Electronics: DAE4 Sn1392
Phantom: SAM (30deg probe tilt) with CRP v5.0; Type: QD000P40CD; Serial: TP:1679
Measurement SW: DASY52, Version 52.8 (8); SEMCAD X Version 14.6.10 (7331)

Test Date: 2016-12-16; Ambient Temp: 21.2; Tissue Temp: 21.4

Right Touch, GSM850 Ch. 190, Ant Internal, Standard Battery

Area Scan (9x18x1): Measurement grid: dx=15mm, dy=15mm
Zoom Scan (5x5x7)/Cube 0: Measurement grid: dx=8mm, dy=8mm, dz=5mm
Power Drift = 0.09 dB
Peak SAR (extrapolated) = 0.323 W/kg
SAR(1 g) = 0.242 W/kg; SAR(10 g) = 0.172 W/kg

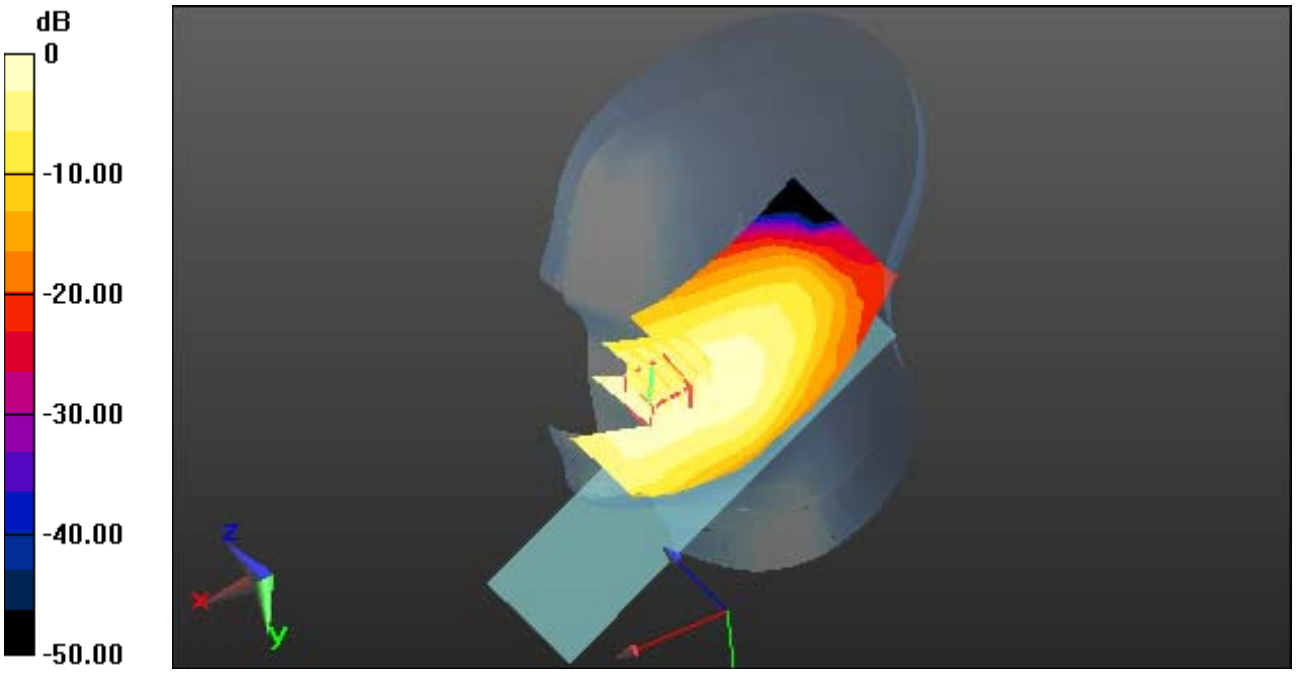

0 dB = 0.271 W/kg

A1

DT&C Co., Ltd.

DUT: DA27; Type: Folder

Communication System: GSM 850 (0); Frequency: 836.6 MHz;Duty Cycle: 1:8.30042
Medium parameters used: f = 836.6 MHz; σ = 0.916 S/m; ε_r = 42.212; ρ = 1000 kg/m^3
Phantom section: Right Section

DASY5 Configuration:
Probe: ES3DV3 - SN3327; ConvF(6.62, 6.62, 6.62); Calibrated: 8/30/2016; Electronics: DAE4 Sn1392
Phantom: SAM (30deg probe tilt) with CRP v5.0; Type: QD000P40CD; Serial: TP:1679
Measurement SW: DASY52, Version 52.8 (8); SEMCAD X Version 14.6.10 (7331)

Test Date: 2016-12-16; Ambient Temp: 21.2; Tissue Temp: 21.4

Right Touch, GSM850 Ch. 190, Ant Internal, Standard Battery

With Enlarge plot image

Area Scan (9x18x1): Measurement grid: dx=15mm, dy=15mm
Zoom Scan (5x5x7)/Cube 0: Measurement grid: dx=8mm, dy=8mm, dz=5mm
Power Drift = 0.09 dB
Peak SAR (extrapolated) = 0.323 W/kg
SAR(1 g) = 0.242 W/kg; SAR(10 g) = 0.172 W/kg

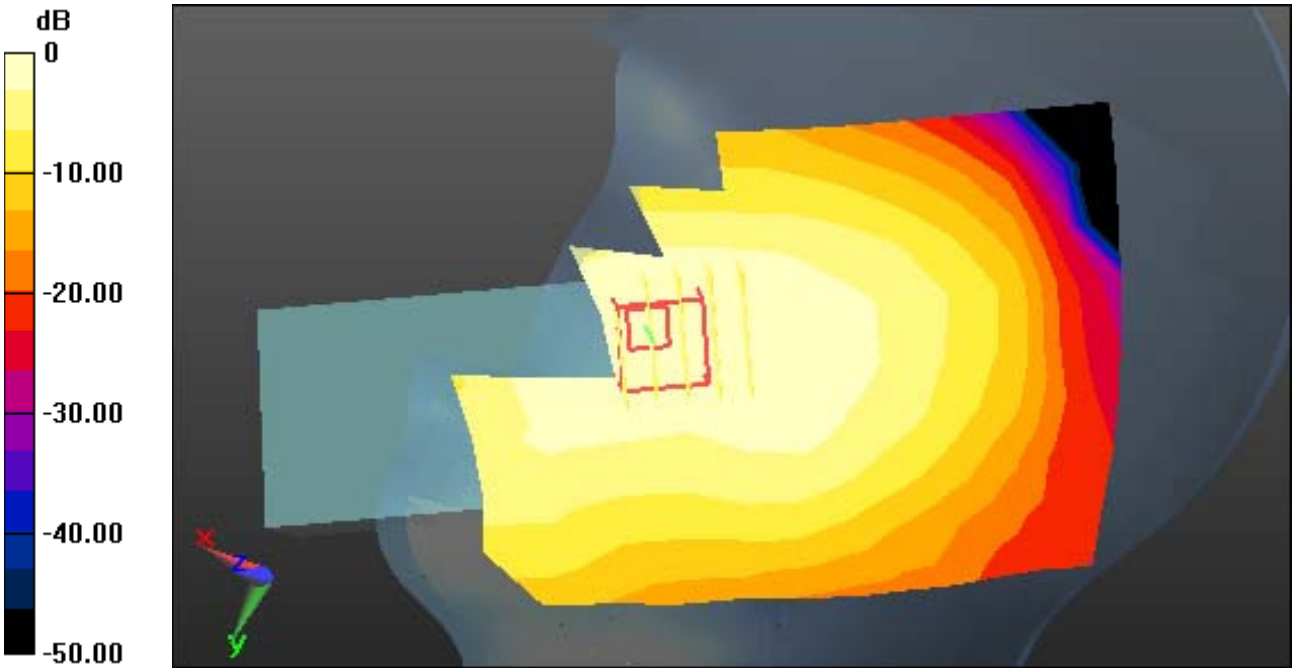

0 dB = 0.271 W/kg

DT&C Co., Ltd.

DUT: DA27; Type: Folder

Communication System: GSM 850 (0); Frequency: 836.6 MHz;Duty Cycle: 1:8.30042
Medium parameters used: f = 836.6 MHz; σ = 0.916 S/m; ε_r = 42.212; ρ = 1000 kg/m^3
Phantom section: Right Section

DASY5 Configuration:
Probe: ES3DV3 - SN3327; ConvF(6.62, 6.62, 6.62); Calibrated: 8/30/2016; Electronics: DAE4 Sn1392
Phantom: SAM (30deg probe tilt) with CRP v5.0; Type: QD000P40CD; Serial: TP:1679
Measurement SW: DASY52, Version 52.8 (8); SEMCAD X Version 14.6.10 (7331)

Test Date: 2016-12-16; Ambient Temp: 21.2; Tissue Temp: 21.4

Right Touch, GSM850 Ch. 190, Ant Internal, Standard Battery

Area Scan (9x18x1): Measurement grid: dx=15mm, dy=15mm
Zoom Scan (5x5x7)/Cube 0: Measurement grid: dx=8mm, dy=8mm, dz=5mm
Power Drift = 0.09 dB
Peak SAR (extrapolated) = 0.323 W/kg
SAR(1 g) = 0.242 W/kg; SAR(10 g) = 0.172 W/kg

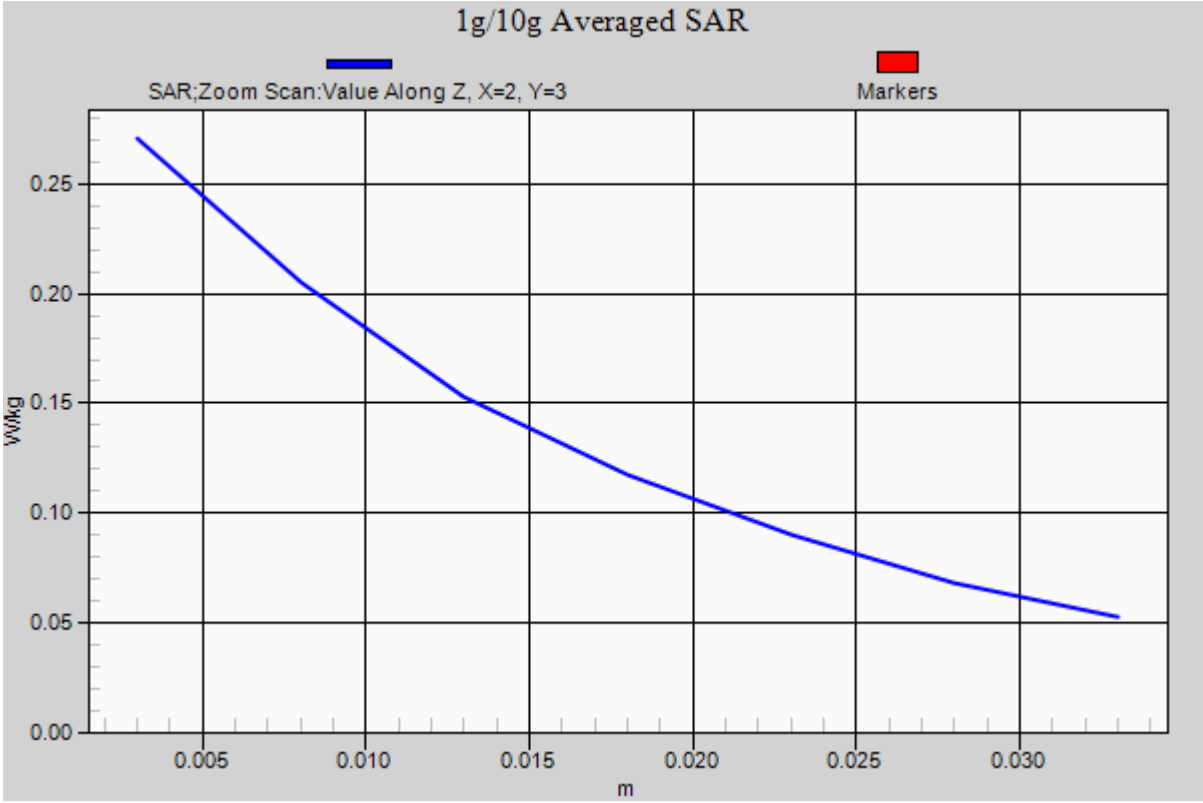

DT&C Co., Ltd.

DUT: DA27; Type: Folder

Communication System: GSM 850_10 (0); Frequency: 836.6 MHz;Duty Cycle: 1:4.15
Medium parameters used: f = 836.6 MHz; σ = 0.916 S/m; ε_r = 42.212; ρ = 1000 kg/m^3
Phantom section: Right Section

DASY5 Configuration:
Probe: ES3DV3 - SN3327; ConvF(6.62, 6.62, 6.62); Calibrated: 8/30/2016; Electronics: DAE4 Sn1392
Phantom: SAM (30deg probe tilt) with CRP v5.0; Type: QD000P40CD; Serial: TP:1679
Measurement SW: DASY52, Version 52.8 (8); SEMCAD X Version 14.6.10 (7331)

Test Date: 2016-12-16; Ambient Temp: 21.2; Tissue Temp: 21.4

Right Touch, GSM850 GPRS 2Tx Ch. 190, Ant Internal, Standard Battery

Area Scan (9x18x1): Measurement grid: dx=15mm, dy=15mm
Zoom Scan (5x5x7)/Cube 0: Measurement grid: dx=8mm, dy=8mm, dz=5mm
Power Drift = -0.16 dB
Peak SAR (extrapolated) = 0.397 W/kg
SAR(1 g) = 0.295 W/kg; SAR(10 g) = 0.211 W/kg

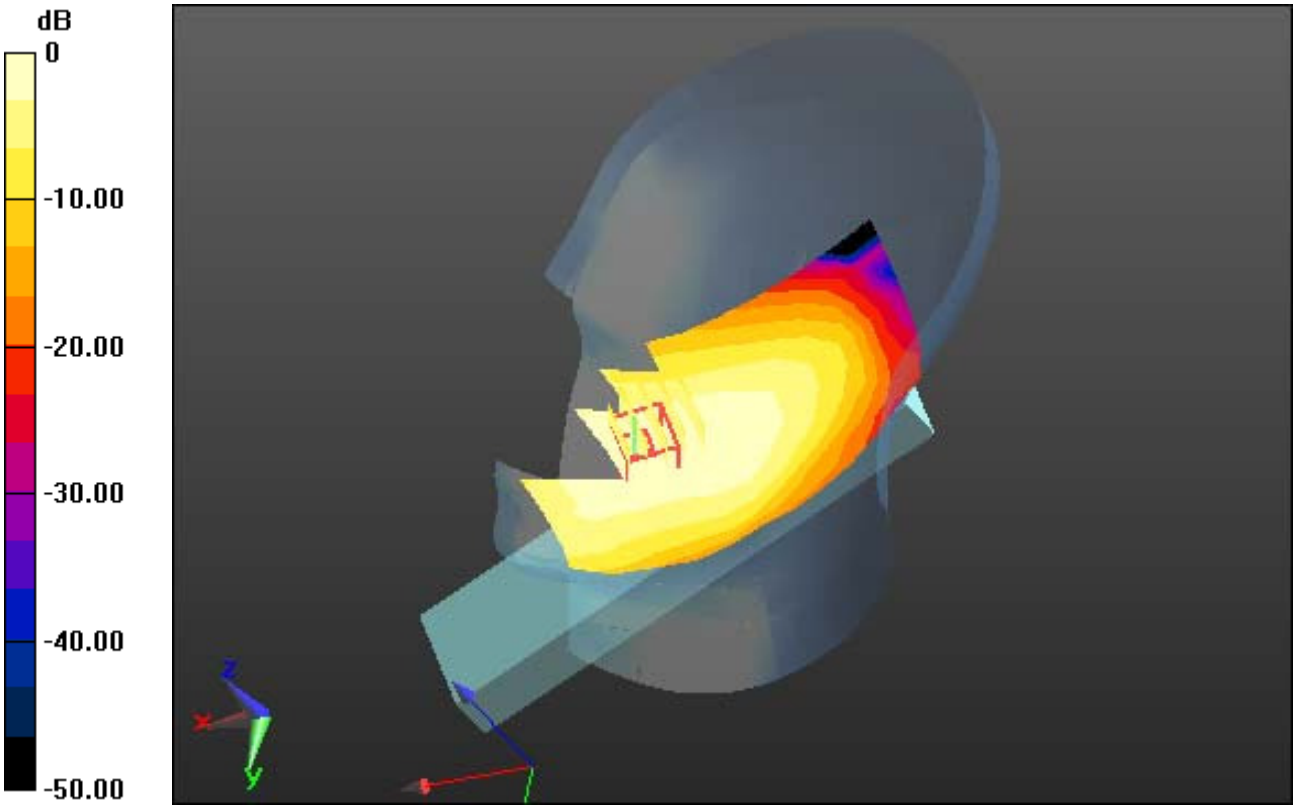

0 dB = 0.330 W/kg

DT&C Co., Ltd.

DUT: DA27; Type: Folder

Communication System: GSM 850_10 (0); Frequency: 836.6 MHz;Duty Cycle: 1:4.15
Medium parameters used: f = 836.6 MHz; σ = 0.916 S/m; ε_r = 42.212; ρ = 1000 kg/m^3
Phantom section: Right Section

DASY5 Configuration:
Probe: ES3DV3 - SN3327; ConvF(6.62, 6.62, 6.62); Calibrated: 8/30/2016; Electronics: DAE4 Sn1392
Phantom: SAM (30deg probe tilt) with CRP v5.0; Type: QD000P40CD; Serial: TP:1679
Measurement SW: DASY52, Version 52.8 (8); SEMCAD X Version 14.6.10 (7331)

Test Date: 2016-12-16; Ambient Temp: 21.2; Tissue Temp: 21.4

Right Touch, GSM850 GPRS 2Tx Ch. 190, Ant Internal, Standard Battery

With Enlarge Plot image

Area Scan (9x18x1): Measurement grid: dx=15mm, dy=15mm
Zoom Scan (5x5x7)/Cube 0: Measurement grid: dx=8mm, dy=8mm, dz=5mm
Power Drift = -0.16 dB
Peak SAR (extrapolated) = 0.397 W/kg
SAR(1 g) = 0.295 W/kg; SAR(10 g) = 0.211 W/kg

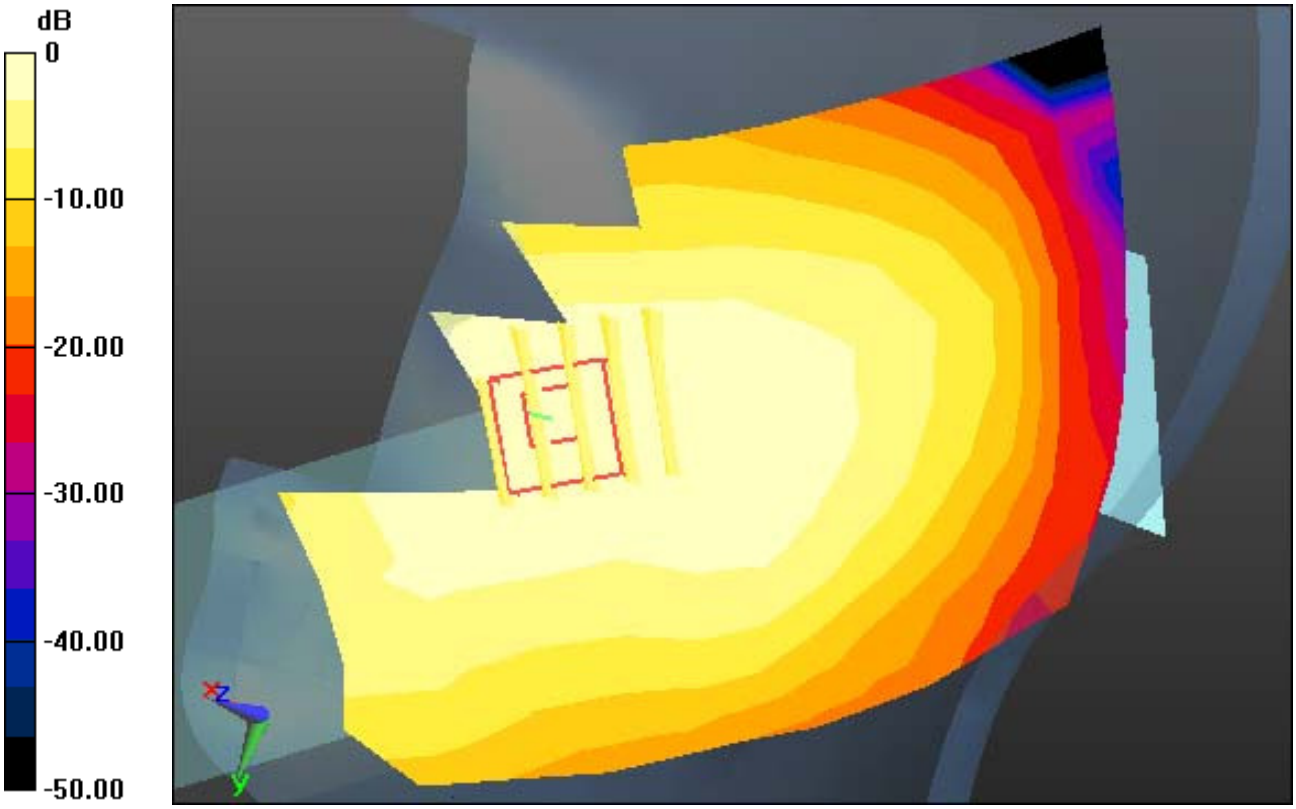

0 dB = 0.330 W/kg

DT&C Co., Ltd.

DUT: DA27; Type: Folder

Communication System: GSM 850_10 (0); Frequency: 836.6 MHz;Duty Cycle: 1:4.15
Medium parameters used: f = 836.6 MHz; σ = 0.916 S/m; ε_r = 42.212; ρ = 1000 kg/m^3
Phantom section: Right Section

DASY5 Configuration:
Probe: ES3DV3 - SN3327; ConvF(6.62, 6.62, 6.62); Calibrated: 8/30/2016; Electronics: DAE4 Sn1392
Phantom: SAM (30deg probe tilt) with CRP v5.0; Type: QD000P40CD; Serial: TP:1679
Measurement SW: DASY52, Version 52.8 (8); SEMCAD X Version 14.6.10 (7331)

Test Date: 2016-12-16; Ambient Temp: 21.2; Tissue Temp: 21.4

Right Touch, GSM850 GPRS 2Tx Ch. 190, Ant Internal, Standard Battery

Area Scan (9x18x1): Measurement grid: dx=15mm, dy=15mm
Zoom Scan (5x5x7)/Cube 0: Measurement grid: dx=8mm, dy=8mm, dz=5mm
Power Drift = -0.16 dB
Peak SAR (extrapolated) = 0.397 W/kg
SAR(1 g) = 0.295 W/kg; SAR(10 g) = 0.211 W/kg

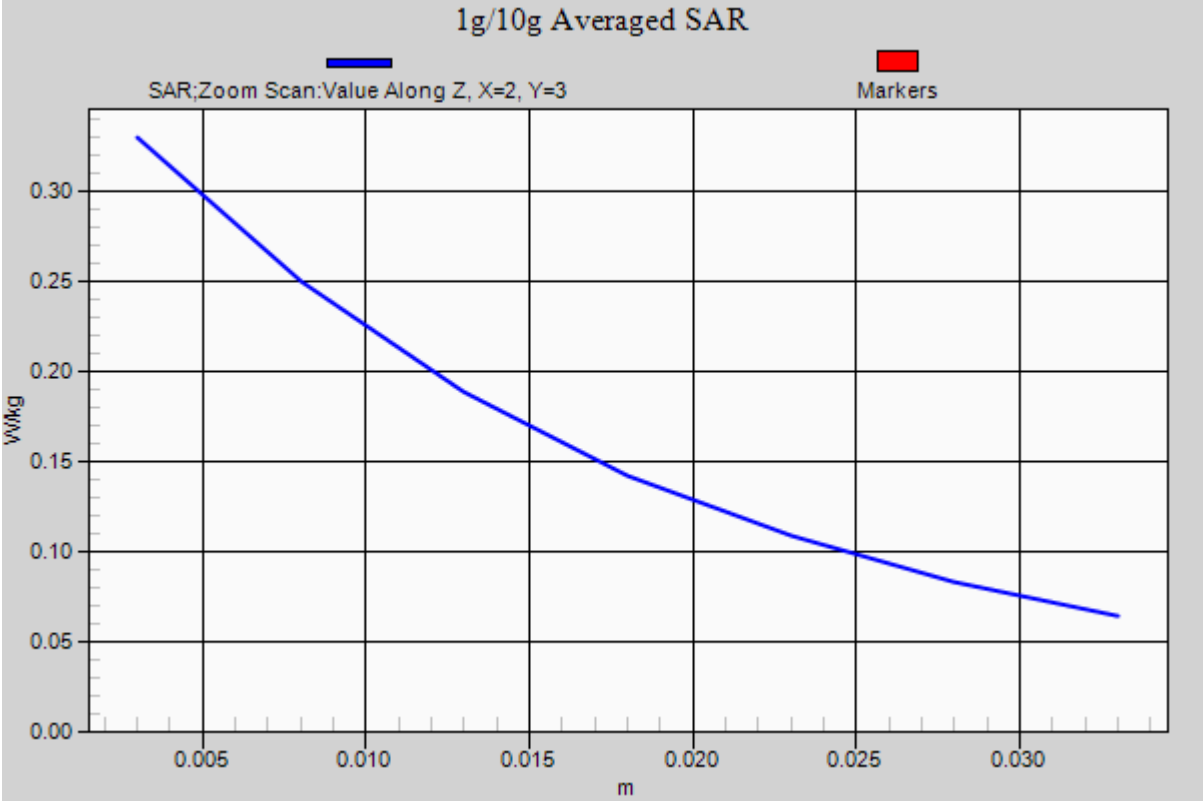

DT&C Co., Ltd.

DUT: DA27; Type: Folder

Communication System: PCS 1900 (0); Frequency: 1880 MHz;Duty Cycle: 1:8.30042
Medium parameters used: f = 1880 MHz; σ = 1.412 S/m; ε_r = 40.682; ρ = 1000 kg/m^3
Phantom section: Right Section

DASY5 Configuration:
Probe: ES3DV3 - SN3327; ConvF(5.35, 5.35, 5.35); Calibrated: 8/30/2016; Electronics: DAE4 Sn1392
Phantom: SAM (30deg probe tilt) with CRP v5.0; Type: QD000P40CD; Serial: TP:1679
Measurement SW: DASY52, Version 52.8 (8); SEMCAD X Version 14.6.10 (7331)

Test Date: 2016-12-19; Ambient Temp: 21.1; Tissue Temp: 21.2

Right Touch, PCS1900 Ch. 661, Ant Internal, Standard Battery

Area Scan (9x18x1): Measurement grid: dx=15mm, dy=15mm
Zoom Scan (5x5x7)/Cube 0: Measurement grid: dx=8mm, dy=8mm, dz=5mm
Power Drift = 0.13 dB
Peak SAR (extrapolated) = 0.223 W/kg
SAR(1 g) = 0.152 W/kg; SAR(10 g) = 0.095 W/kg

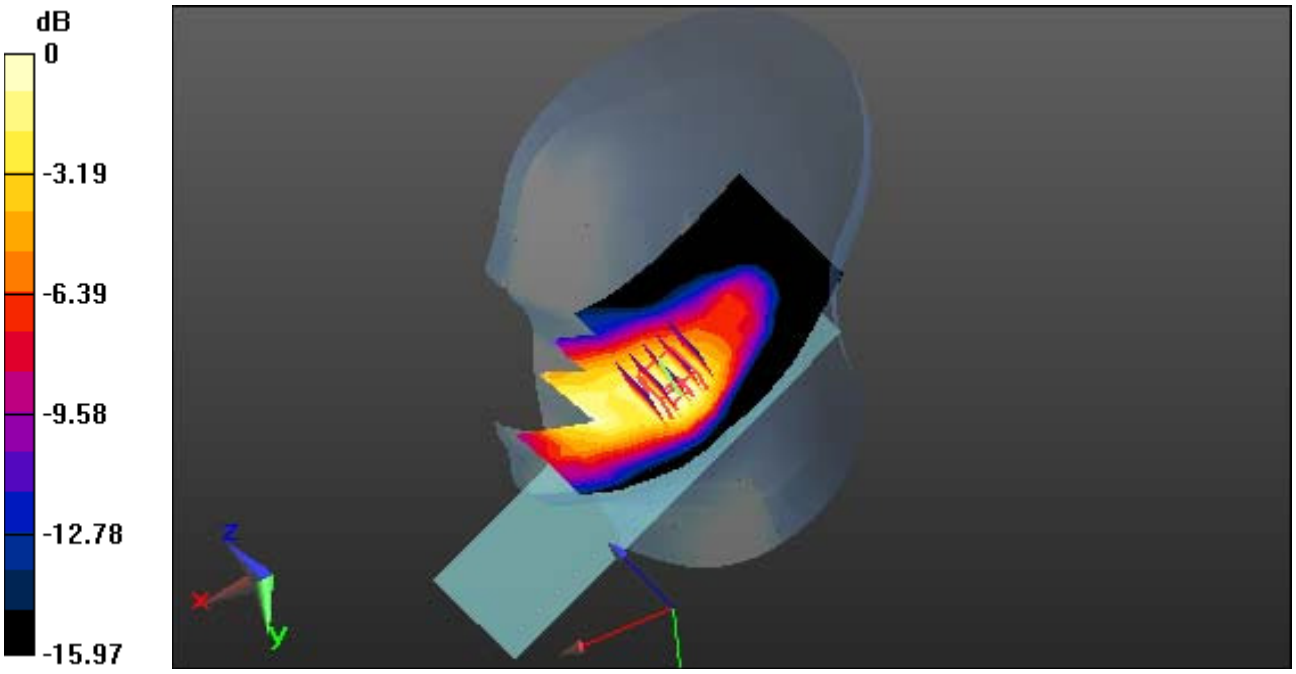

0 dB = 0.172 W/kg

DT&C Co., Ltd.

DUT: DA27; Type: Folder

Communication System: PCS 1900 (0); Frequency: 1880 MHz;Duty Cycle: 1:8.30042
Medium parameters used: f = 1880 MHz; σ = 1.412 S/m; ε_r = 40.682; ρ = 1000 kg/m^3
Phantom section: Right Section

DASY5 Configuration:
Probe: ES3DV3 - SN3327; ConvF(5.35, 5.35, 5.35); Calibrated: 8/30/2016; Electronics: DAE4 Sn1392
Phantom: SAM (30deg probe tilt) with CRP v5.0; Type: QD000P40CD; Serial: TP:1679
Measurement SW: DASY52, Version 52.8 (8); SEMCAD X Version 14.6.10 (7331)

Test Date: 2016-12-19; Ambient Temp: 21.1; Tissue Temp: 21.2

Right Touch, PCS1900 Ch. 661, Ant Internal, Standard Battery

With Enlarge plot image

Area Scan (9x18x1): Measurement grid: dx=15mm, dy=15mm
Zoom Scan (5x5x7)/Cube 0: Measurement grid: dx=8mm, dy=8mm, dz=5mm
Power Drift = 0.13 dB
Peak SAR (extrapolated) = 0.223 W/kg
SAR(1 g) = 0.152 W/kg; SAR(10 g) = 0.095 W/kg

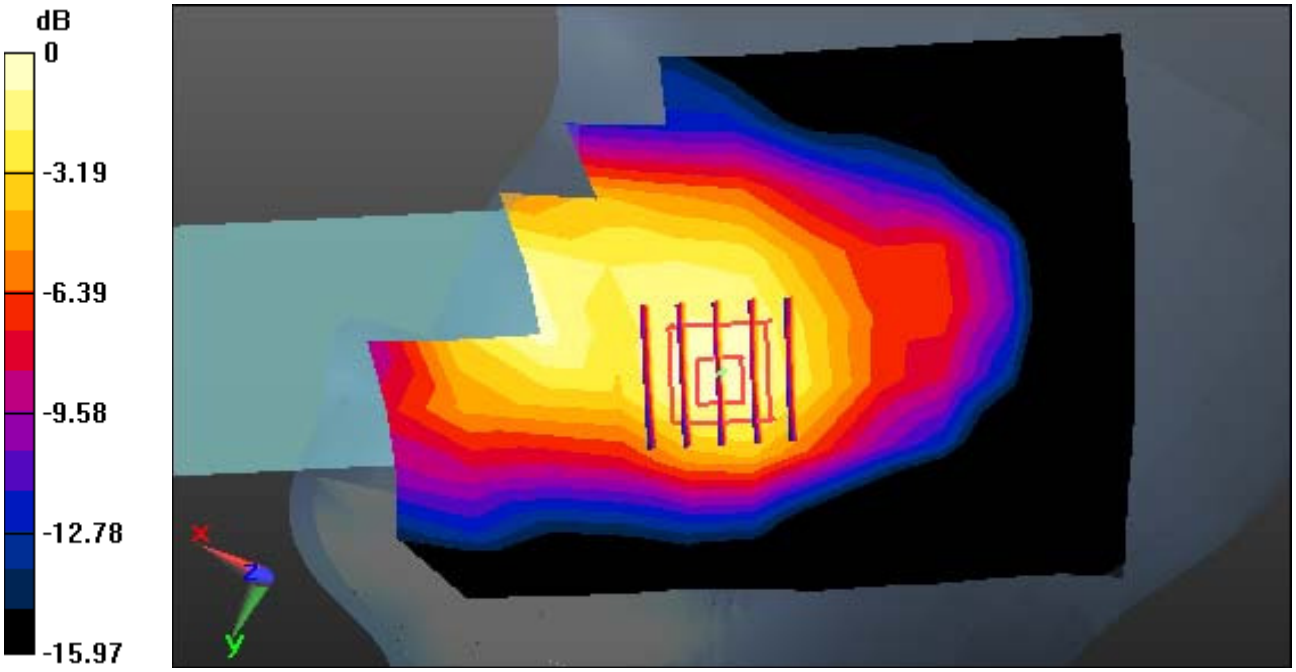

0 dB = 0.172 W/kg

DT&C Co., Ltd.

DUT: DA27; Type: Folder

Communication System: PCS 1900 (0); Frequency: 1880 MHz;Duty Cycle: 1:8.30042
Medium parameters used: f = 1880 MHz; σ = 1.412 S/m; ε_r = 40.682; ρ = 1000 kg/m^3
Phantom section: Right Section

DASY5 Configuration:
Probe: ES3DV3 - SN3327; ConvF(5.35, 5.35, 5.35); Calibrated: 8/30/2016; Electronics: DAE4 Sn1392
Phantom: SAM (30deg probe tilt) with CRP v5.0; Type: QD000P40CD; Serial: TP:1679
Measurement SW: DASY52, Version 52.8 (8); SEMCAD X Version 14.6.10 (7331)

Test Date: 2016-12-19; Ambient Temp: 21.1; Tissue Temp: 21.2

Right Touch, PCS1900 Ch. 661, Ant Internal, Standard Battery

Area Scan (9x18x1): Measurement grid: dx=15mm, dy=15mm
Zoom Scan (5x5x7)/Cube 0: Measurement grid: dx=8mm, dy=8mm, dz=5mm
Power Drift = 0.13 dB
Peak SAR (extrapolated) = 0.223 W/kg
SAR(1 g) = 0.152 W/kg; SAR(10 g) = 0.095 W/kg

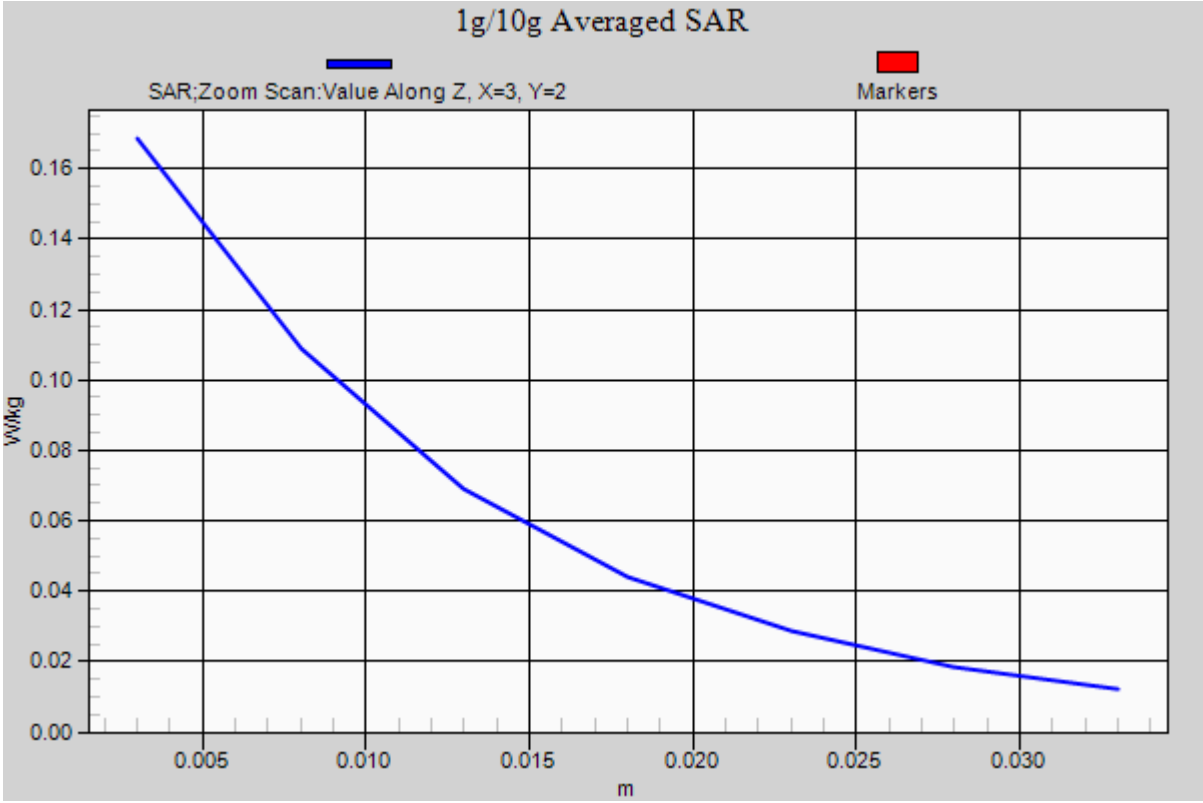

DT&C Co., Ltd.

DUT: DA27; Type: Folder

Communication System: PCS1900_Class 10 (0); Frequency: 1880 MHz;Duty Cycle: 1:4.14954
Medium parameters used: f = 1880 MHz; σ = 1.412 S/m; ε_r = 40.682; ρ = 1000 kg/m^3
Phantom section: Right Section

DASY5 Configuration:
Probe: ES3DV3 - SN3327; ConvF(5.35, 5.35, 5.35); Calibrated: 8/30/2016; Electronics: DAE4 Sn1392
Phantom: SAM (30deg probe tilt) with CRP v5.0; Type: QD000P40CD; Serial: TP:1679
Measurement SW: DASY52, Version 52.8 (8); SEMCAD X Version 14.6.10 (7331)

Test Date: 2016-12-19; Ambient Temp: 21.1; Tissue Temp: 21.2

Right Touch, PCS1900 GPRS 2Tx Ch. 661, Ant Internal, Standard Battery

Area Scan (9x18x1): Measurement grid: dx=15mm, dy=15mm
Zoom Scan (5x5x7)/Cube 0: Measurement grid: dx=8mm, dy=8mm, dz=5mm
Power Drift = 0.06 dB
Peak SAR (extrapolated) = 0.296 W/kg
SAR(1 g) = 0.204 W/kg; SAR(10 g) = 0.129 W/kg

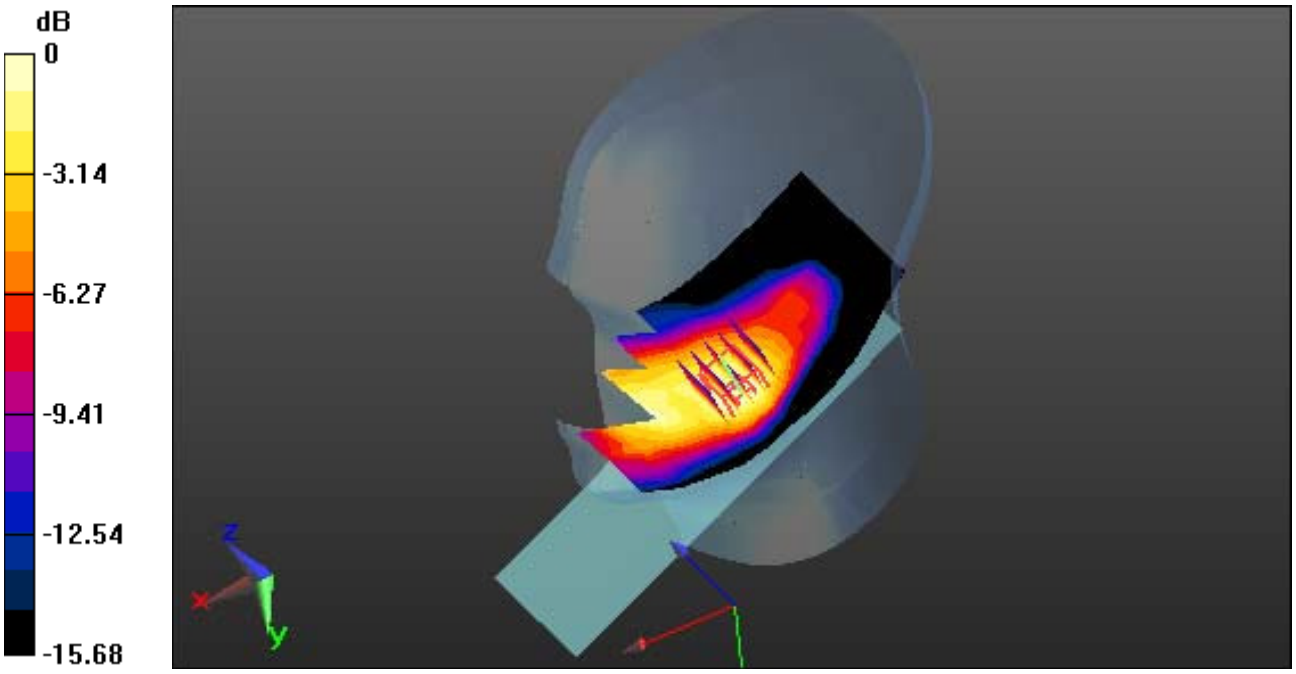

0 dB = 0.232 W/kg

DT&C Co., Ltd.

DUT: DA27; Type: Folder

Communication System: PCS1900_Class 10 (0); Frequency: 1880 MHz;Duty Cycle: 1:4.14954
Medium parameters used: f = 1880 MHz; σ = 1.412 S/m; ε_r = 40.682; ρ = 1000 kg/m^3
Phantom section: Right Section

DASY5 Configuration:
Probe: ES3DV3 - SN3327; ConvF(5.35, 5.35, 5.35); Calibrated: 8/30/2016; Electronics: DAE4 Sn1392
Phantom: SAM (30deg probe tilt) with CRP v5.0; Type: QD000P40CD; Serial: TP:1679
Measurement SW: DASY52, Version 52.8 (8); SEMCAD X Version 14.6.10 (7331)

Test Date: 2016-12-19; Ambient Temp: 21.1; Tissue Temp: 21.2

Right Touch, PCS1900 GPRS 2Tx Ch. 661, Ant Internal, Standard Battery

With Enlarge plot image

Area Scan (9x18x1): Measurement grid: dx=15mm, dy=15mm
Zoom Scan (5x5x7)/Cube 0: Measurement grid: dx=8mm, dy=8mm, dz=5mm
Power Drift = 0.06 dB
Peak SAR (extrapolated) = 0.296 W/kg
SAR(1 g) = 0.204 W/kg; SAR(10 g) = 0.129 W/kg

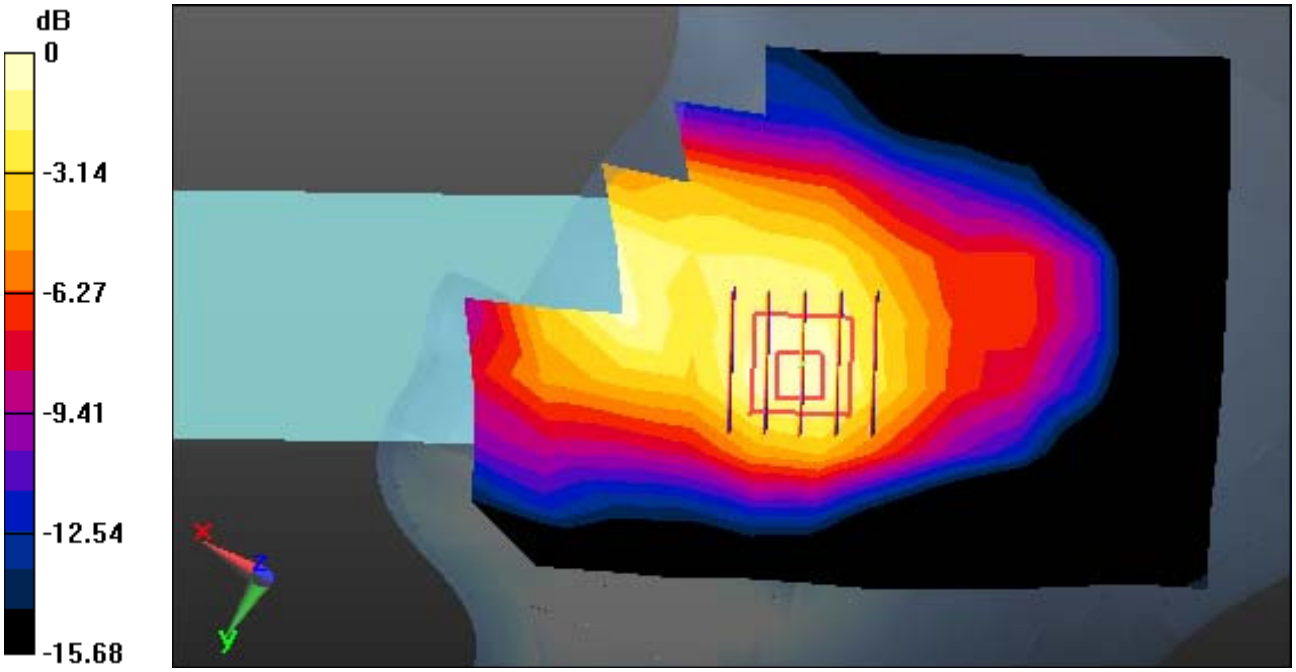

0 dB = 0.232 W/kg

DT&C Co., Ltd.

DUT: DA27; Type: Folder

Communication System: PCS1900_Class 10 (0); Frequency: 1880 MHz;Duty Cycle: 1:4.14954
Medium parameters used: f = 1880 MHz; σ = 1.412 S/m; ε_r = 40.682; ρ = 1000 kg/m^3
Phantom section: Right Section

DASY5 Configuration:
Probe: ES3DV3 - SN3327; ConvF(5.35, 5.35, 5.35); Calibrated: 8/30/2016; Electronics: DAE4 Sn1392
Phantom: SAM (30deg probe tilt) with CRP v5.0; Type: QD000P40CD; Serial: TP:1679
Measurement SW: DASY52, Version 52.8 (8); SEMCAD X Version 14.6.10 (7331)

Test Date: 2016-12-19; Ambient Temp: 21.1; Tissue Temp: 21.2

Right Touch, PCS1900 GPRS 2Tx Ch. 661, Ant Internal, Standard Battery

Area Scan (9x18x1): Measurement grid: dx=15mm, dy=15mm
Zoom Scan (5x5x7)/Cube 0: Measurement grid: dx=8mm, dy=8mm, dz=5mm
Power Drift = 0.06 dB
Peak SAR (extrapolated) = 0.296 W/kg
SAR(1 g) = 0.204 W/kg; SAR(10 g) = 0.129 W/kg

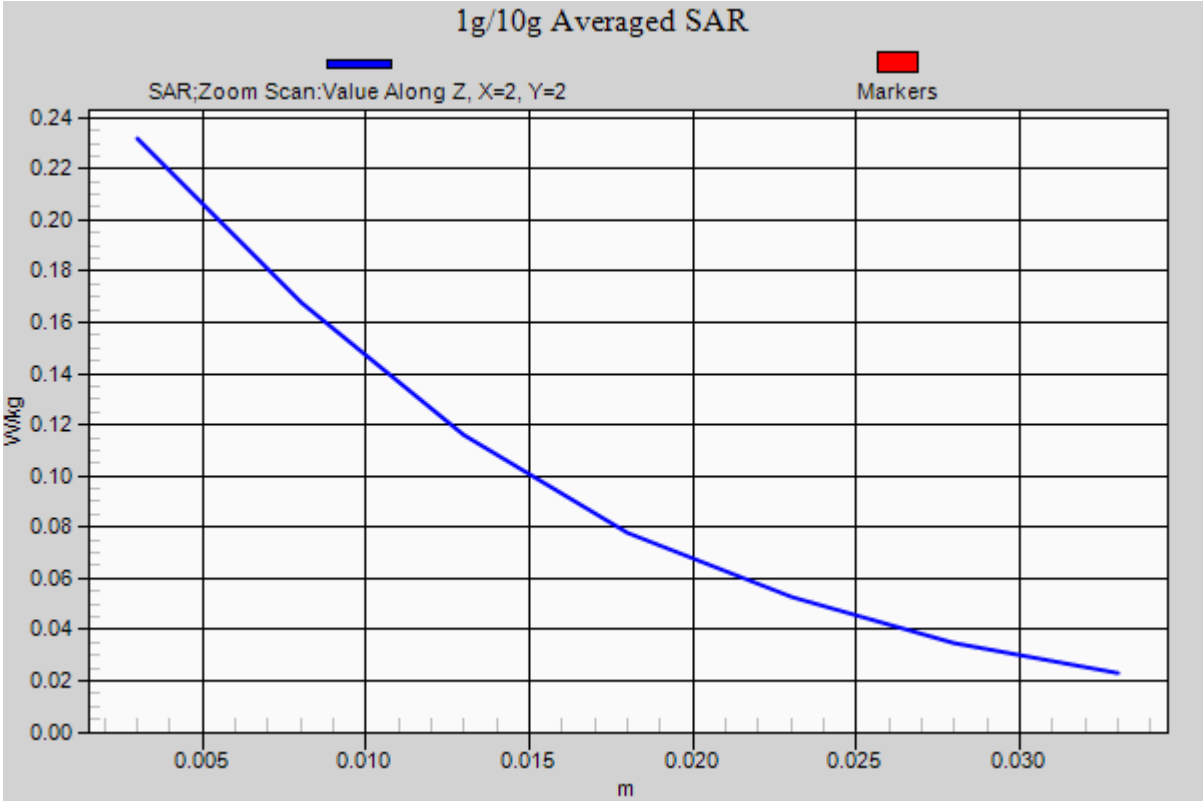

DT&C Co., Ltd.

DUT: DA27; Type: Folder

Communication System: WCDMA 850 (0); Frequency: 836.6 MHz;Duty Cycle: 1:1
Medium parameters used: f = 836.6 MHz; σ = 0.903 S/m; ε_r = 41.694; ρ = 1000 kg/m^3
Phantom section: Right Section

DASY5 Configuration:
Probe: ES3DV3 - SN3327; ConvF(6.62, 6.62, 6.62); Calibrated: 8/30/2016; Electronics: DAE4 Sn1392
Phantom: SAM (30deg probe tilt) with CRP v5.0; Type: QD000P40CD; Serial: TP:1679
Measurement SW: DASY52, Version 52.8 (8); SEMCAD X Version 14.6.10 (7331)

Test Date: 2016-12-20; Ambient Temp: 21.3; Tissue Temp: 21.5

Right Touch, WCDMA850 Ch. 4183, Ant Internal, Standard Battery

Area Scan (9x18x1): Measurement grid: dx=15mm, dy=15mm
Zoom Scan (5x5x7)/Cube 0: Measurement grid: dx=8mm, dy=8mm, dz=5mm
Power Drift = -0.13 dB
Peak SAR (extrapolated) = 0.449 W/kg
SAR(1 g) = 0.320 W/kg; SAR(10 g) = 0.222 W/kg

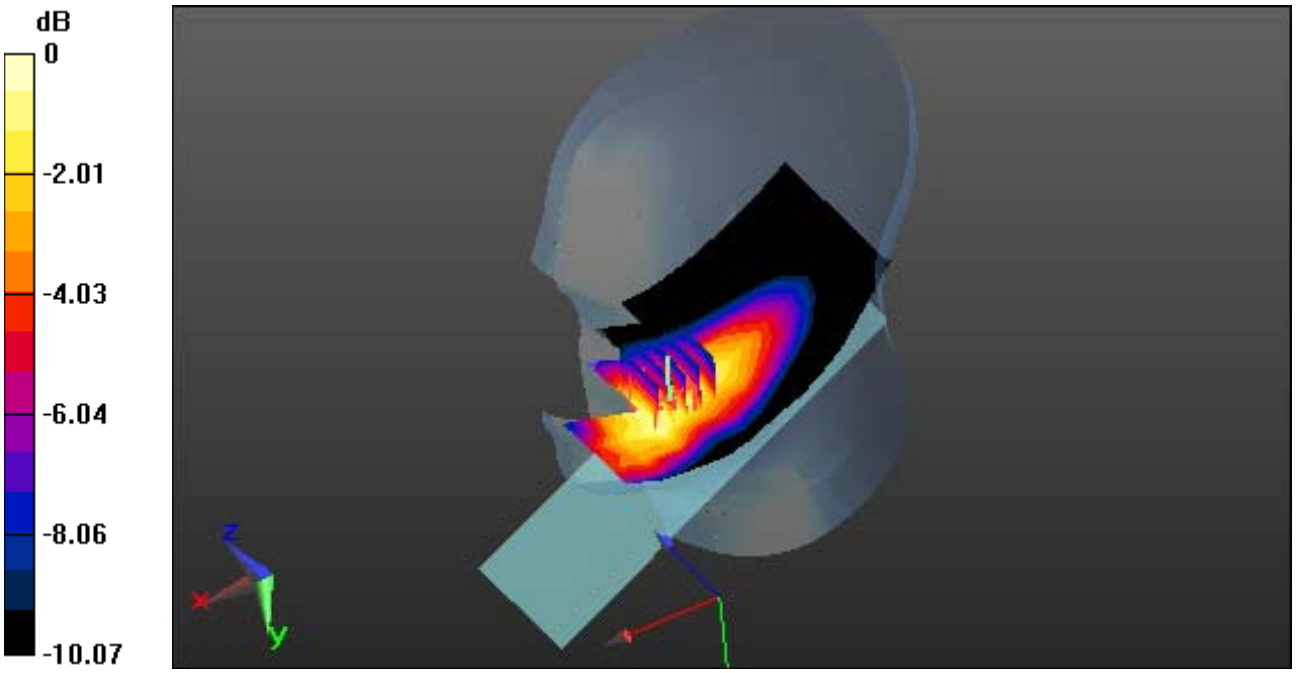

0 dB = 0.365 W/kg

DT&C Co., Ltd.

DUT: DA27; Type: Folder

Communication System: WCDMA 850 (0); Frequency: 836.6 MHz;Duty Cycle: 1:1
Medium parameters used: f = 836.6 MHz; σ = 0.903 S/m; ε_r = 41.694; ρ = 1000 kg/m^3
Phantom section: Right Section

DASY5 Configuration:
Probe: ES3DV3 - SN3327; ConvF(6.62, 6.62, 6.62); Calibrated: 8/30/2016; Electronics: DAE4 Sn1392
Phantom: SAM (30deg probe tilt) with CRP v5.0; Type: QD000P40CD; Serial: TP:1679
Measurement SW: DASY52, Version 52.8 (8); SEMCAD X Version 14.6.10 (7331)

Test Date: 2016-12-20; Ambient Temp: 21.3; Tissue Temp: 21.5

Right Touch, WCDMA850 Ch. 4183, Ant Internal, Standard Battery

With Enlarge plot image

Area Scan (9x18x1): Measurement grid: dx=15mm, dy=15mm
Zoom Scan (5x5x7)/Cube 0: Measurement grid: dx=8mm, dy=8mm, dz=5mm
Power Drift = -0.13 dB
Peak SAR (extrapolated) = 0.449 W/kg
SAR(1 g) = 0.320 W/kg; SAR(10 g) = 0.222 W/kg

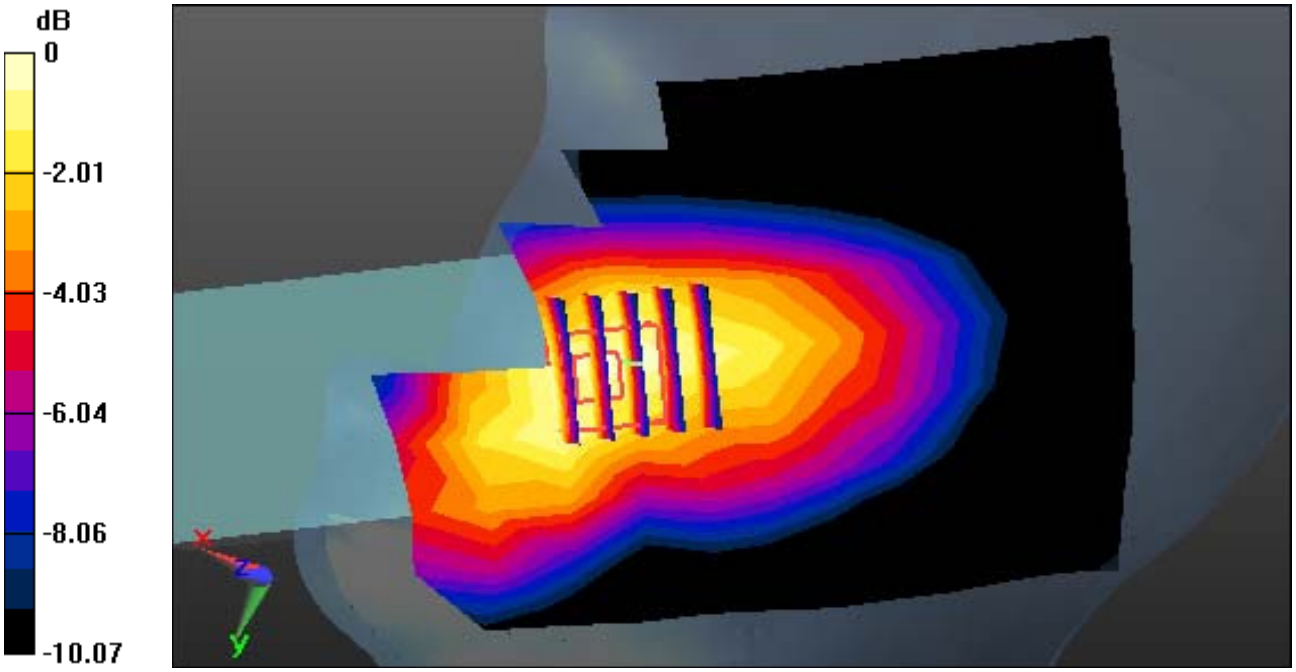

0 dB = 0.365 W/kg

DT&C Co., Ltd.

DUT: DA27; Type: Folder

Communication System: WCDMA 850 (0); Frequency: 836.6 MHz;Duty Cycle: 1:1
Medium parameters used: f = 836.6 MHz; σ = 0.903 S/m; ε_r = 41.694; ρ = 1000 kg/m^3
Phantom section: Right Section

DASY5 Configuration:
Probe: ES3DV3 - SN3327; ConvF(6.62, 6.62, 6.62); Calibrated: 8/30/2016; Electronics: DAE4 Sn1392
Phantom: SAM (30deg probe tilt) with CRP v5.0; Type: QD000P40CD; Serial: TP:1679
Measurement SW: DASY52, Version 52.8 (8); SEMCAD X Version 14.6.10 (7331)

Test Date: 2016-12-20; Ambient Temp: 21.3; Tissue Temp: 21.5

Right Touch, WCDMA850 Ch. 4183, Ant Internal, Standard Battery

Area Scan (9x18x1): Measurement grid: dx=15mm, dy=15mm
Zoom Scan (5x5x7)/Cube 0: Measurement grid: dx=8mm, dy=8mm, dz=5mm
Power Drift = -0.13 dB
Peak SAR (extrapolated) = 0.449 W/kg
SAR(1 g) = 0.320 W/kg; SAR(10 g) = 0.222 W/kg

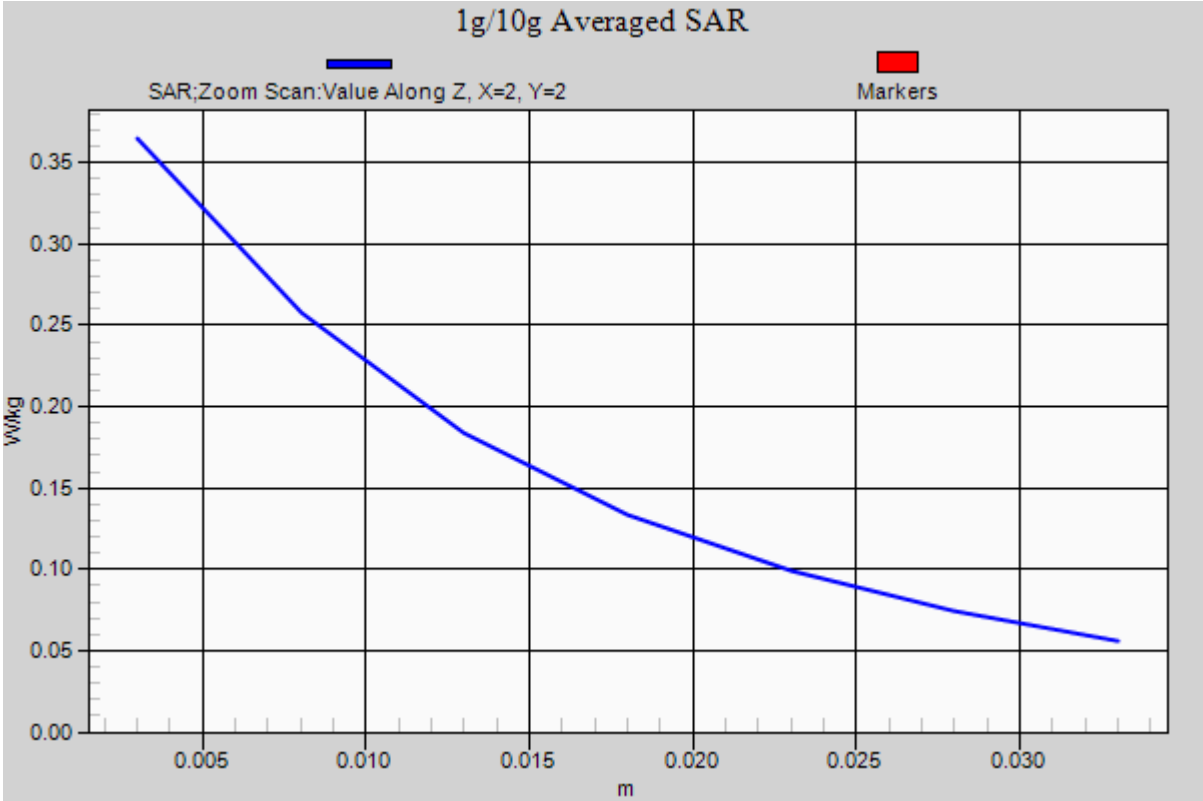

DT&C Co., Ltd.

DUT: DA27; Type: Folder

Communication System: W-LAN (0); Frequency: 2437 MHz;Duty Cycle: 1:1
Medium parameters used: f = 2437 MHz; σ = 1.807 S/m; ε_r = 39.14; ρ = 1000 kg/m^3
Phantom section: Right Section

DASY5 Configuration:
Probe: ES3DV3 - SN3327; ConvF(4.68, 4.68, 4.68); Calibrated: 8/30/2016; Electronics: DAE4 Sn1392
Phantom: SAM (30deg probe tilt) with CRP v5.0; Type: QD000P40CD; Serial: TP:1679
Measurement SW: DASY52, Version 52.8 (8); SEMCAD X Version 14.6.10 (7331)

Test Date: 2016-12-15; Ambient Temp: 21.4; Tissue Temp: 21.5

Right Touch, 2.4G W-LAN(802.11b) Ch. 6, Ant Internal, Standard Battery

Area Scan (11x22x1): Measurement grid: dx=12mm, dy=12mm
Zoom Scan (7x7x7)/Cube 0: Measurement grid: dx=5mm, dy=5mm, dz=5mm
Power Drift = -0.14 dB
Peak SAR (extrapolated) = 0.177 W/kg
SAR(1 g) = 0.100 W/kg; SAR(10 g) = 0.056 W/kg

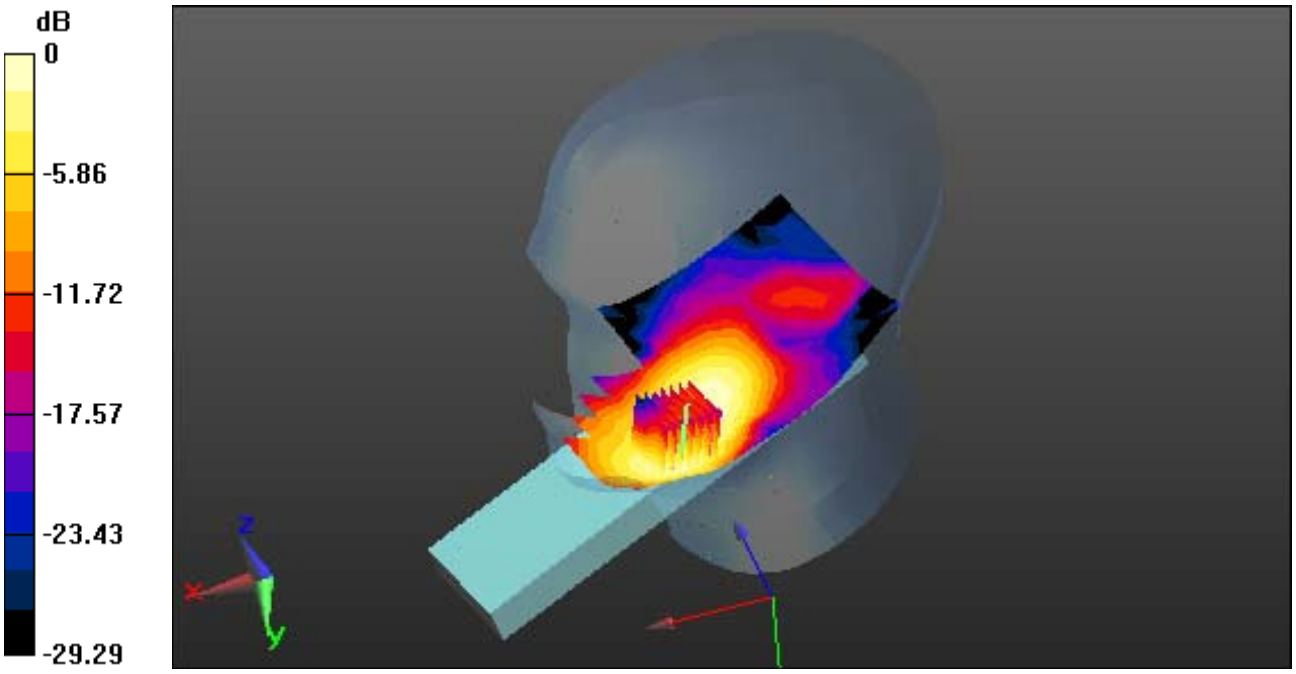

0 dB = 0.121 W/kg

DT&C Co., Ltd.

DUT: DA27; Type: Folder

Communication System: W-LAN (0); Frequency: 2437 MHz;Duty Cycle: 1:1
Medium parameters used: f = 2437 MHz; σ = 1.807 S/m; ε_r = 39.14; ρ = 1000 kg/m^3
Phantom section: Right Section

DASY5 Configuration:
Probe: ES3DV3 - SN3327; ConvF(4.68, 4.68, 4.68); Calibrated: 8/30/2016; Electronics: DAE4 Sn1392
Phantom: SAM (30deg probe tilt) with CRP v5.0; Type: QD000P40CD; Serial: TP:1679
Measurement SW: DASY52, Version 52.8 (8); SEMCAD X Version 14.6.10 (7331)

Test Date: 2016-12-15; Ambient Temp: 21.4; Tissue Temp: 21.5

Right Touch, 2.4G W-LAN(802.11b) Ch. 6, Ant Internal, Standard Battery

With Enlarge plot image

Area Scan (11x22x1): Measurement grid: dx=12mm, dy=12mm
Zoom Scan (7x7x7)/Cube 0: Measurement grid: dx=5mm, dy=5mm, dz=5mm
Power Drift = -0.14 dB
Peak SAR (extrapolated) = 0.177 W/kg
SAR(1 g) = 0.100 W/kg; SAR(10 g) = 0.056 W/kg

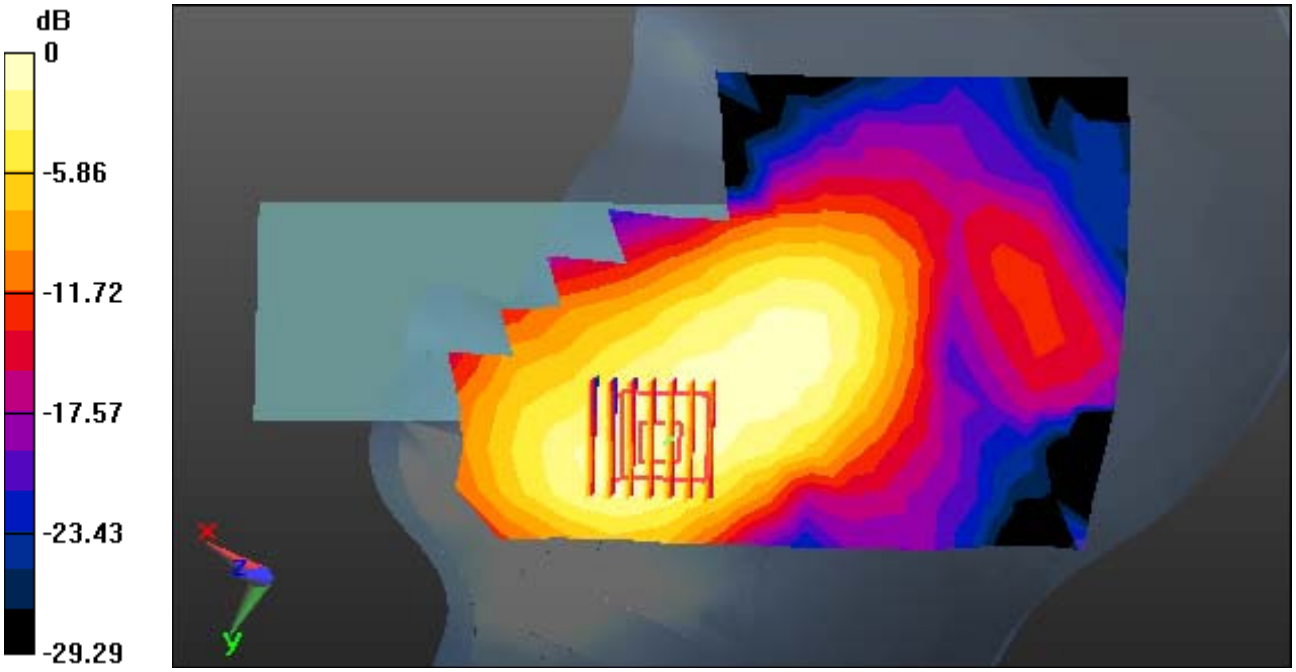

0 dB = 0.121 W/kg

DT&C Co., Ltd.

DUT: DA27; Type: Folder

Communication System: W-LAN (0); Frequency: 2437 MHz;Duty Cycle: 1:1
Medium parameters used: f = 2437 MHz; σ = 1.807 S/m; ε_r = 39.14; ρ = 1000 kg/m^3
Phantom section: Right Section

DASY5 Configuration:
Probe: ES3DV3 - SN3327; ConvF(4.68, 4.68, 4.68); Calibrated: 8/30/2016; Electronics: DAE4 Sn1392
Phantom: SAM (30deg probe tilt) with CRP v5.0; Type: QD000P40CD; Serial: TP:1679
Measurement SW: DASY52, Version 52.8 (8); SEMCAD X Version 14.6.10 (7331)

Test Date: 2016-12-15; Ambient Temp: 21.4; Tissue Temp: 21.5

Right Touch, 2.4G W-LAN(802.11b) Ch. 6, Ant Internal, Standard Battery

With Enlarge plot image

Area Scan (11x22x1): Measurement grid: dx=12mm, dy=12mm
Zoom Scan (7x7x7)/Cube 0: Measurement grid: dx=5mm, dy=5mm, dz=5mm
Power Drift = -0.14 dB
Peak SAR (extrapolated) = 0.177 W/kg
SAR(1 g) = 0.100 W/kg; SAR(10 g) = 0.056 W/kg

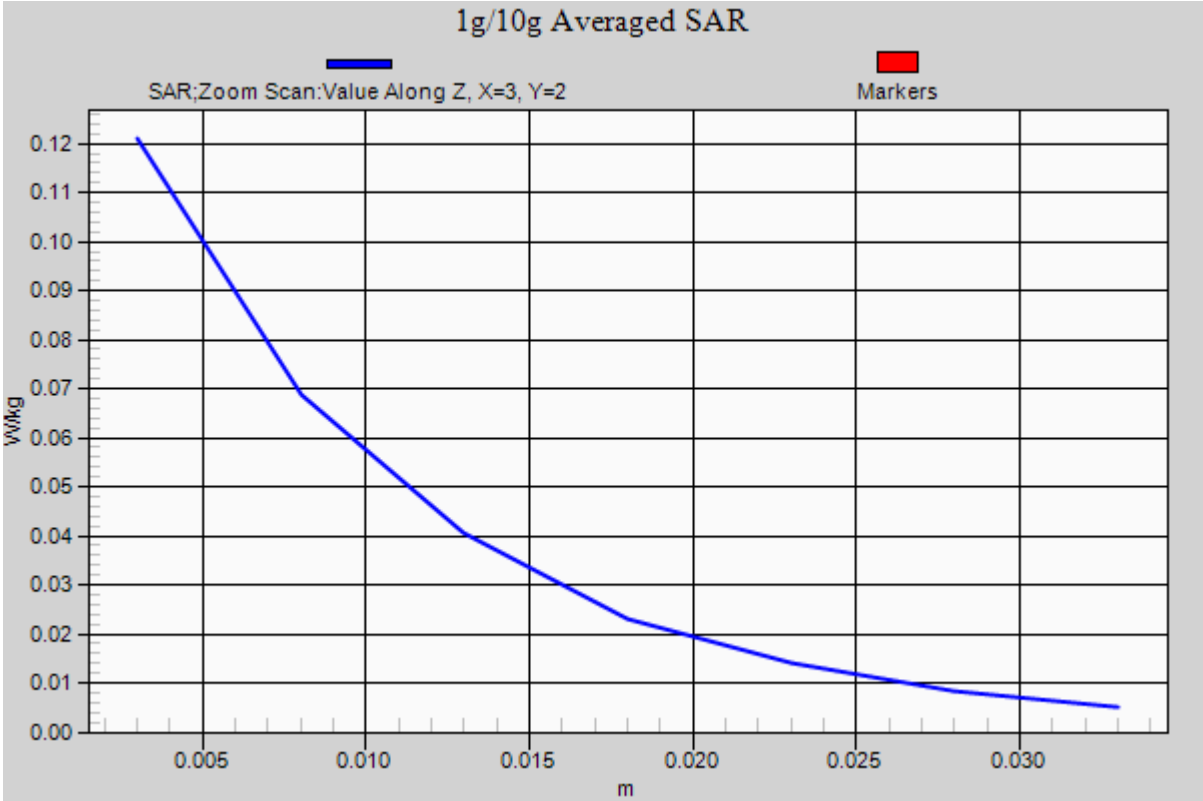

DT&C Co., Ltd.

DUT: DA27; Type: Folder

Communication System: GSM 850 (0); Frequency: 836.6 MHz;Duty Cycle: 1:8.30042
Medium parameters used: f = 836.6 MHz; σ = 0.999 S/m; ε_r = 53.847; ρ = 1000 kg/m^3
Phantom section: Flat Section

DASY5 Configuration:
Probe: ES3DV3 - SN3327; ConvF(6.48, 6.48, 6.48); Calibrated: 8/30/2016; Electronics: DAE4 Sn1392
Phantom: SAM (30deg probe tilt) with CRP v5.0; Type: QD000P40CD; Serial: TP:1679
Measurement SW: DASY52, Version 52.8 (8); SEMCAD X Version 14.6.10 (7331)

Test Date: 2016-12-16; Ambient Temp: 21.2; Tissue Temp:20.9

1.0 cm sapce from Body, Rear, GSM850 Ch. 190, Ant Internal

Area Scan (8x12x1): Measurement grid: dx=15mm, dy=15mm
Zoom Scan (5x5x7)/Cube 0: Measurement grid: dx=8mm, dy=8mm, dz=5mm
Power Drift = -0.17 dB
Peak SAR (extrapolated) = 0.611 W/kg
SAR(1 g) = 0.450 W/kg; SAR(10 g) = 0.317 W/kg

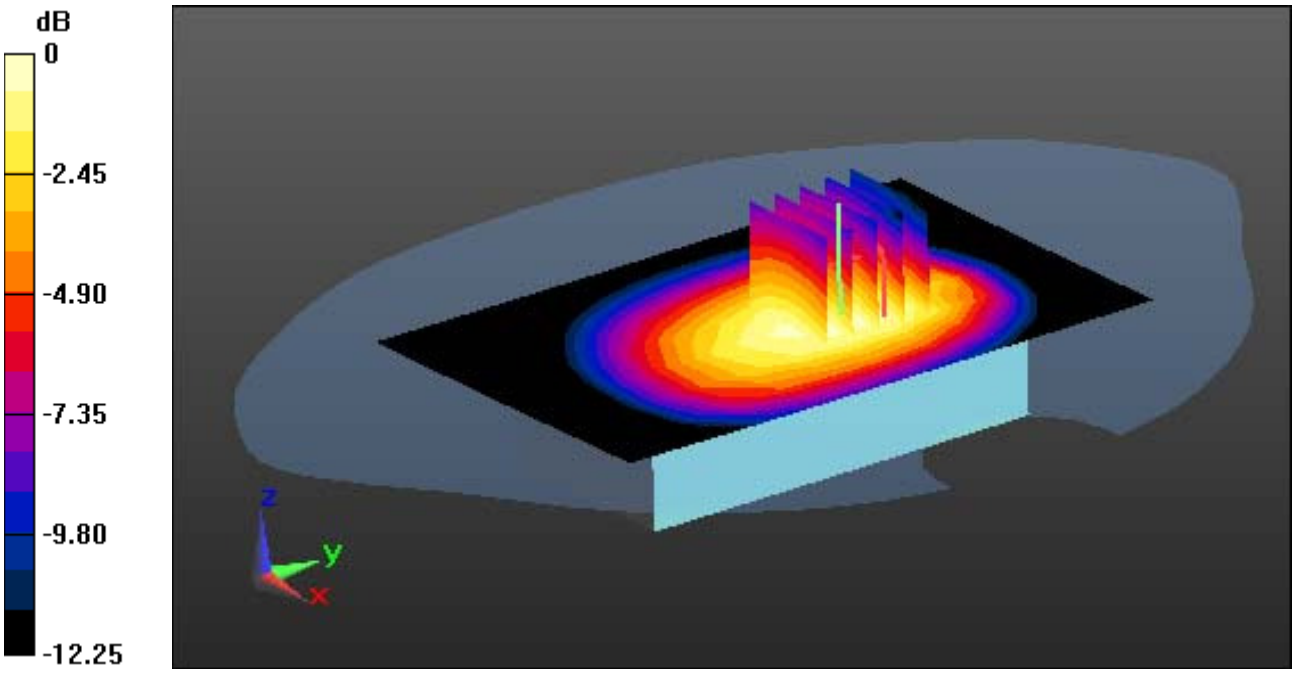

0 dB = 0.507 W/kg

DT&C Co., Ltd.

DUT: DA27; Type: Folder

Communication System: GSM 850 (0); Frequency: 836.6 MHz;Duty Cycle: 1:8.30042
Medium parameters used: f = 836.6 MHz; σ = 0.999 S/m; ε_r = 53.847; ρ = 1000 kg/m^3
Phantom section: Flat Section

DASY5 Configuration:
Probe: ES3DV3 - SN3327; ConvF(6.48, 6.48, 6.48); Calibrated: 8/30/2016; Electronics: DAE4 Sn1392
Phantom: SAM (30deg probe tilt) with CRP v5.0; Type: QD000P40CD; Serial: TP:1679
Measurement SW: DASY52, Version 52.8 (8); SEMCAD X Version 14.6.10 (7331)

Test Date: 2016-12-16; Ambient Temp: 21.2; Tissue Temp:20.9

1.0 cm sapce from Body, Rear, GSM850 Ch. 190, Ant Internal

With Enlarge plot image

Area Scan (8x12x1): Measurement grid: dx=15mm, dy=15mm
Zoom Scan (5x5x7)/Cube 0: Measurement grid: dx=8mm, dy=8mm, dz=5mm
Power Drift = -0.17 dB
Peak SAR (extrapolated) = 0.611 W/kg
SAR(1 g) = 0.450 W/kg; SAR(10 g) = 0.317 W/kg

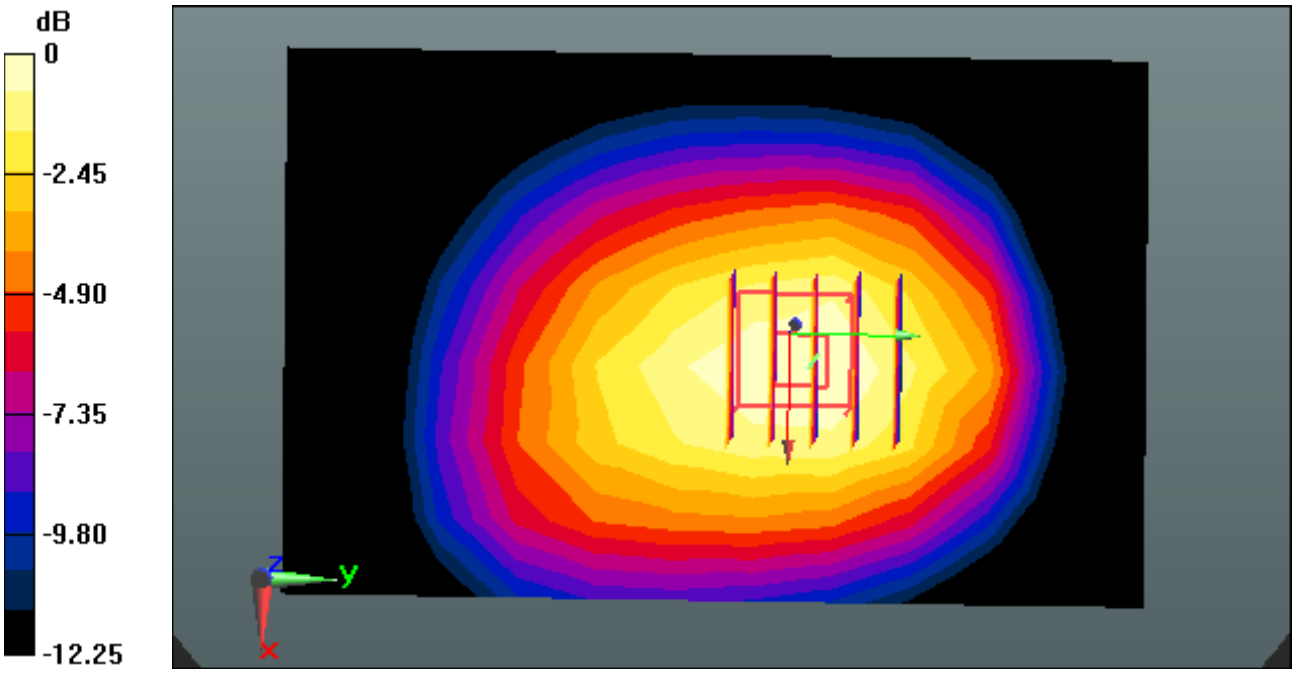

0 dB = 0.507 W/kg

DT&C Co., Ltd.

DUT: DA27; Type: Folder

Communication System: GSM 850 (0); Frequency: 836.6 MHz;Duty Cycle: 1:8.30042
Medium parameters used: f = 836.6 MHz; σ = 0.999 S/m; ε_r = 53.847; ρ = 1000 kg/m^3
Phantom section: Flat Section

DASY5 Configuration:
Probe: ES3DV3 - SN3327; ConvF(6.48, 6.48, 6.48); Calibrated: 8/30/2016; Electronics: DAE4 Sn1392
Phantom: SAM (30deg probe tilt) with CRP v5.0; Type: QD000P40CD; Serial: TP:1679
Measurement SW: DASY52, Version 52.8 (8); SEMCAD X Version 14.6.10 (7331)

Test Date: 2016-12-16; Ambient Temp: 21.2; Tissue Temp:20.9

1.0 cm sapce from Body, Rear, GSM850 Ch. 190, Ant Internal

Area Scan (8x12x1): Measurement grid: dx=15mm, dy=15mm
Zoom Scan (5x5x7)/Cube 0: Measurement grid: dx=8mm, dy=8mm, dz=5mm
Power Drift = -0.17 dB
Peak SAR (extrapolated) = 0.611 W/kg
SAR(1 g) = 0.450 W/kg; SAR(10 g) = 0.317 W/kg

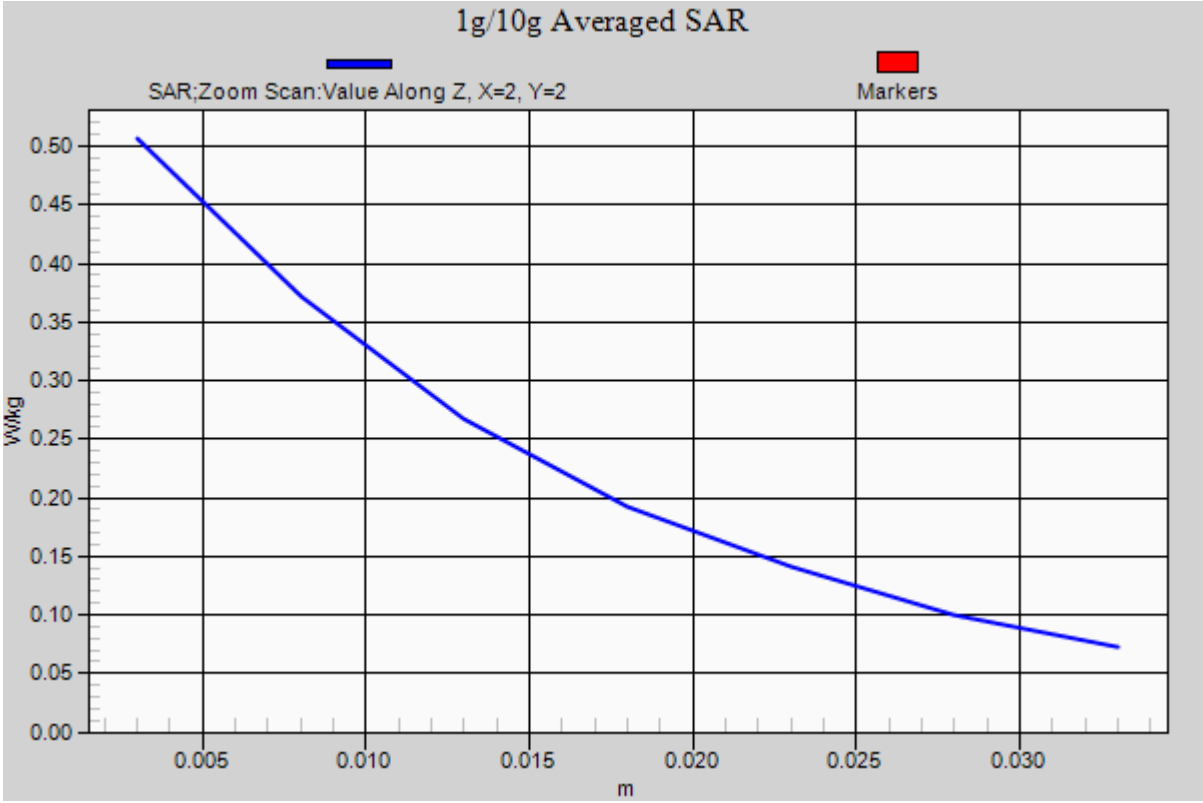

DT&C Co., Ltd.

DUT: DA27; Type: Folder

Communication System: GSM 850_10 (0); Frequency: 836.6 MHz;Duty Cycle: 1:4.15
Medium parameters used: f = 836.6 MHz; σ = 0.999 S/m; ε_r = 53.847; ρ = 1000 kg/m^3
Phantom section: Flat Section

DASY5 Configuration:
Probe: ES3DV3 - SN3327; ConvF(6.48, 6.48, 6.48); Calibrated: 8/30/2016; Electronics: DAE4 Sn1392
Phantom: SAM (30deg probe tilt) with CRP v5.0; Type: QD000P40CD; Serial: TP:1679
Measurement SW: DASY52, Version 52.8 (8); SEMCAD X Version 14.6.10 (7331)

Test Date: 2016-12-16; Ambient Temp; 21.2; Tissue Temp: 20.9

1.0 cm space from Body, Rear, GSM850 GPRS 2Tx Ch. 190, Ant Internal

Area Scan (8x12x1): Measurement grid: dx=15mm, dy=15mm
Zoom Scan (5x5x7)/Cube 0: Measurement grid: dx=8mm, dy=8mm, dz=5mm
Power Drift = -0.00 dB
Peak SAR (extrapolated) = 0.903 W/kg
SAR(1 g) = 0.655 W/kg; SAR(10 g) = 0.459 W/kg

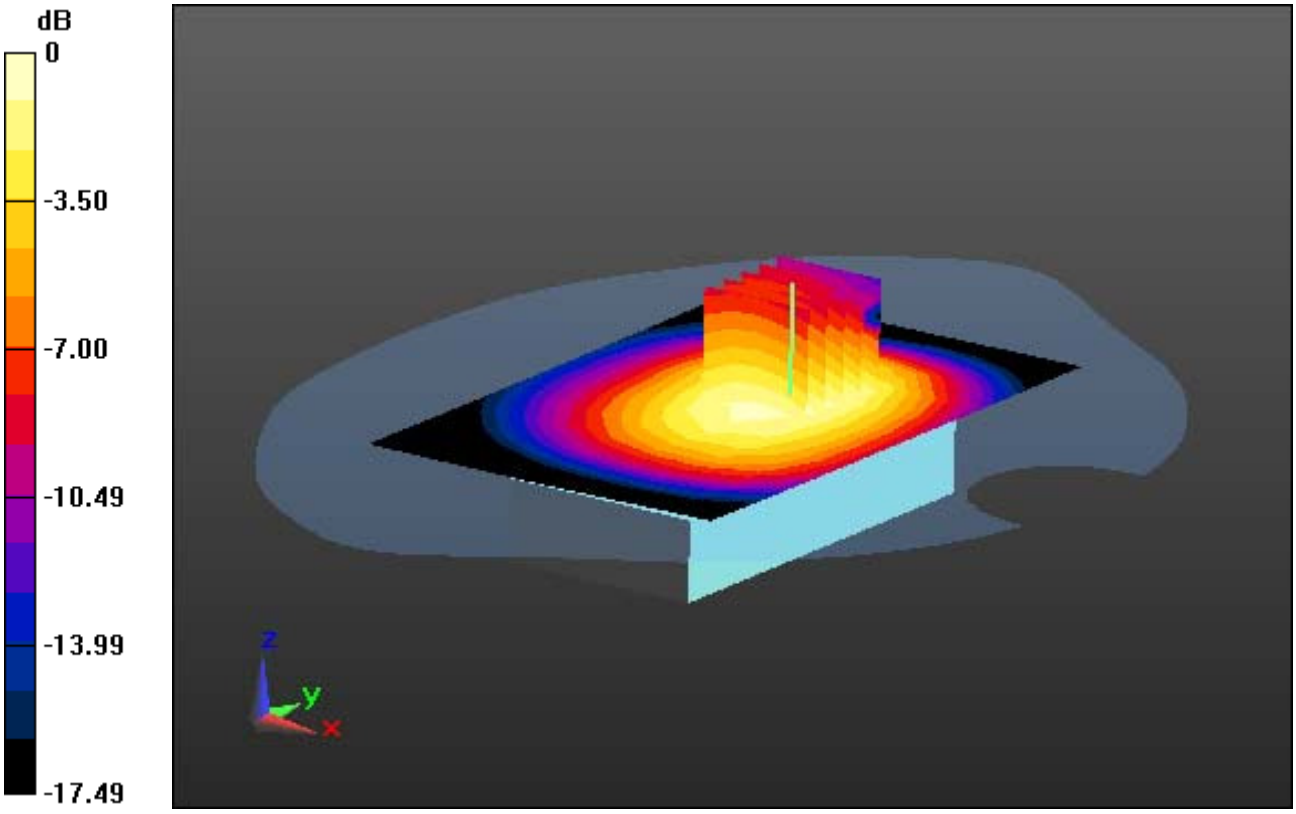

0 dB = 0.743 W/kg

DT&C Co., Ltd.

DUT: DA27; Type: Folder

Communication System: GSM 850_10 (0); Frequency: 836.6 MHz;Duty Cycle: 1:4.15
Medium parameters used: f = 836.6 MHz; σ = 0.999 S/m; ε_r = 53.847; ρ = 1000 kg/m^3
Phantom section: Flat Section

DASY5 Configuration:
Probe: ES3DV3 - SN3327; ConvF(6.48, 6.48, 6.48); Calibrated: 8/30/2016; Electronics: DAE4 Sn1392
Phantom: SAM (30deg probe tilt) with CRP v5.0; Type: QD000P40CD; Serial: TP:1679
Measurement SW: DASY52, Version 52.8 (8); SEMCAD X Version 14.6.10 (7331)

Test Date: 2016-12-16; Ambient Temp; 21.2; Tissue Temp: 20.9

1.0 cm space from Body, Rear, GSM850 GPRS 2Tx Ch. 190, Ant Internal

With Enlarge Plot image

Area Scan (8x12x1): Measurement grid: dx=15mm, dy=15mm
Zoom Scan (5x5x7)/Cube 0: Measurement grid: dx=8mm, dy=8mm, dz=5mm
Power Drift = -0.00 dB
Peak SAR (extrapolated) = 0.903 W/kg
SAR(1 g) = 0.655 W/kg; SAR(10 g) = 0.459 W/kg

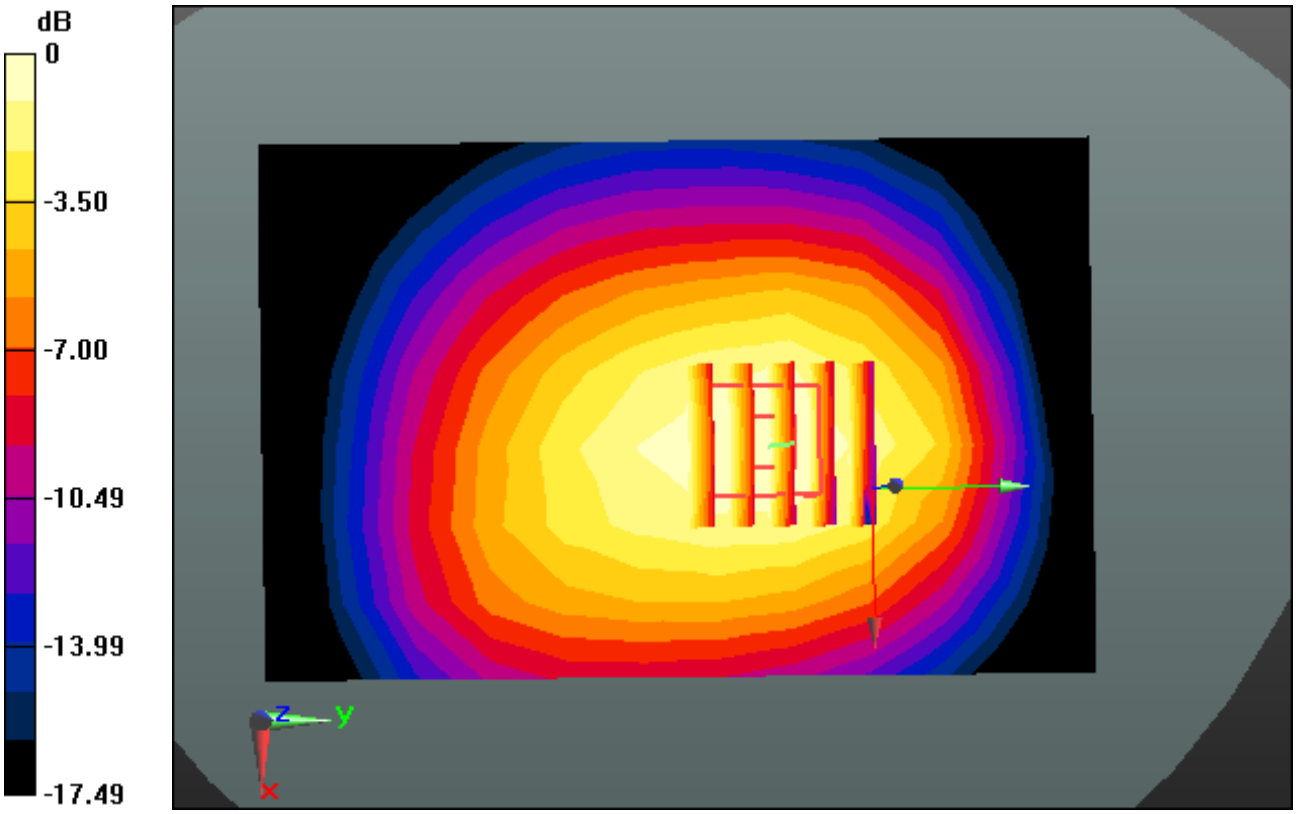

0 dB = 0.743 W/kg

DT&C Co., Ltd.

DUT: DA27; Type: Folder

Communication System: GSM 850_10 (0); Frequency: 836.6 MHz;Duty Cycle: 1:4.15
Medium parameters used: f = 836.6 MHz; σ = 0.999 S/m; ε_r = 53.847; ρ = 1000 kg/m^3
Phantom section: Flat Section

DASY5 Configuration:
Probe: ES3DV3 - SN3327; ConvF(6.48, 6.48, 6.48); Calibrated: 8/30/2016; Electronics: DAE4 Sn1392
Phantom: SAM (30deg probe tilt) with CRP v5.0; Type: QD000P40CD; Serial: TP:1679
Measurement SW: DASY52, Version 52.8 (8); SEMCAD X Version 14.6.10 (7331)

Test Date: 2016-12-16; Ambient Temp; 21.2; Tissue Temp: 20.9

1.0 cm space from Body, Rear, GSM850 GPRS 2Tx Ch. 190, Ant Internal

Area Scan (8x12x1): Measurement grid: dx=15mm, dy=15mm
Zoom Scan (5x5x7)/Cube 0: Measurement grid: dx=8mm, dy=8mm, dz=5mm
Power Drift = -0.00 dB
Peak SAR (extrapolated) = 0.903 W/kg
SAR(1 g) = 0.655 W/kg; SAR(10 g) = 0.459 W/kg

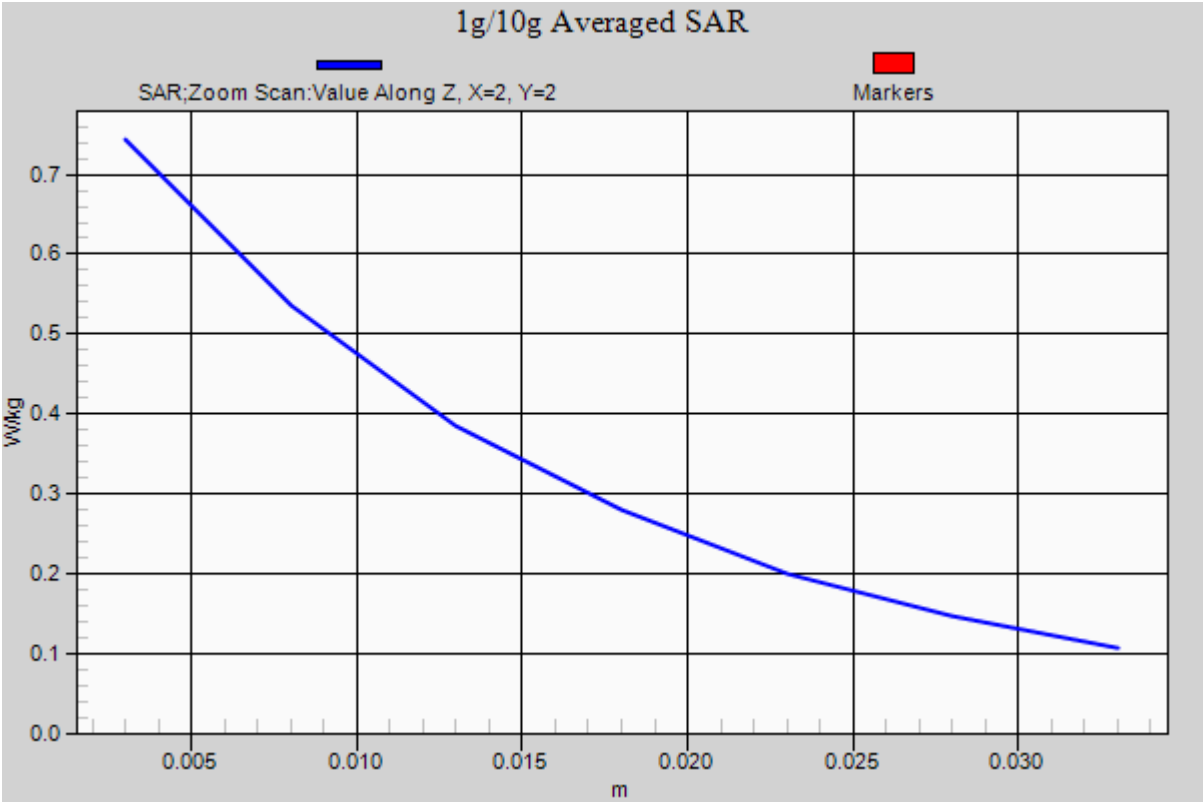

DT&C Co., Ltd.

DUT: DA27; Type: Folder

Communication System: PCS 1900 (0); Frequency: 1880 MHz;Duty Cycle: 1:8.30042
Medium parameters used: f = 1880 MHz; σ = 1.551 S/m; ε_r = 51.742; ρ = 1000 kg/m^3
Phantom section: Flat Section

DASY5 Configuration:
Probe: ES3DV3 - SN3327; ConvF(4.95, 4.95, 4.95); Calibrated: 8/30/2016; Electronics: DAE4 Sn1392
Phantom: SAM (30deg probe tilt) with CRP v5.0; Type: QD000P40CD; Serial: TP:1679
Measurement SW: DASY52, Version 52.8 (8); SEMCAD X Version 14.6.10 (7331)

Test Date: 2016-12-19; Ambient Temp: 21.1; Tissue Temp:20.5

1.0 cm sapce from Body, Rear, PCS1900 Ch. 661, Ant Internal

Area Scan (8x12x1): Measurement grid: dx=15mm, dy=15mm
Zoom Scan (5x5x7)/Cube 0: Measurement grid: dx=8mm, dy=8mm, dz=5mm
Power Drift = 0.10 dB
Peak SAR (extrapolated) = 0.681 W/kg
SAR(1 g) = 0.417 W/kg; SAR(10 g) = 0.250 W/kg

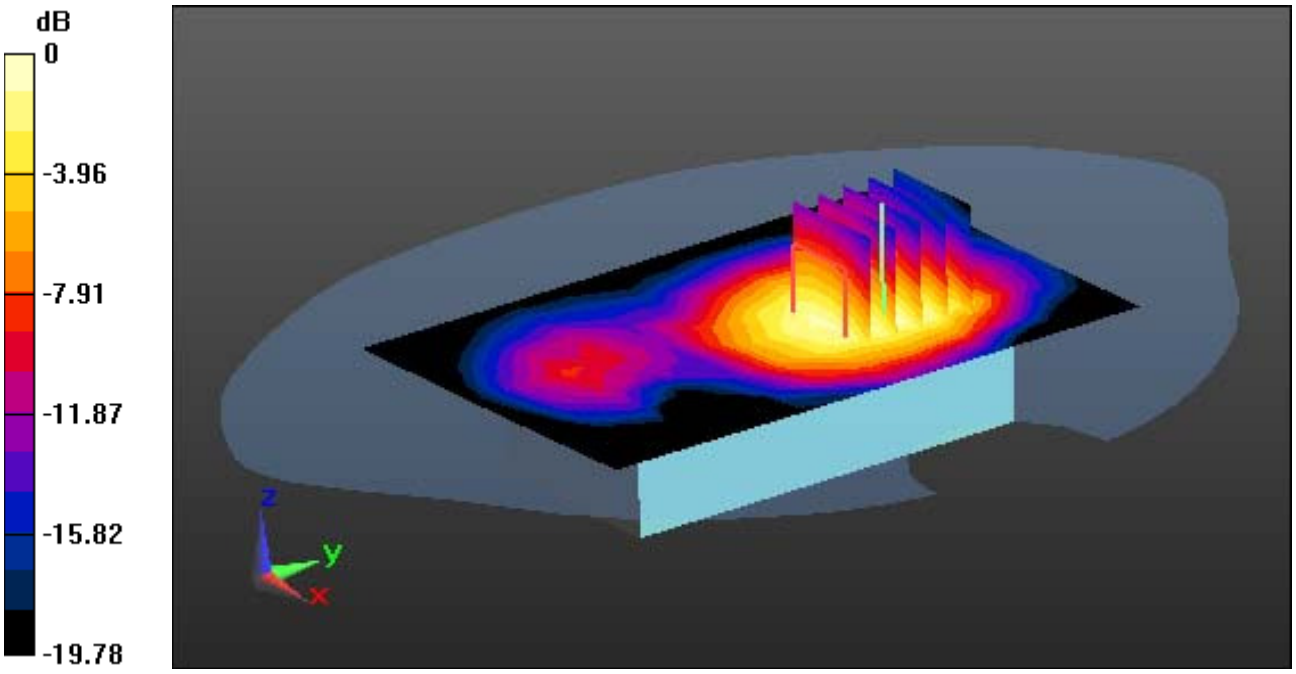

0 dB = 0.484 W/kg

DT&C Co., Ltd.

DUT: DA27; Type: Folder

Communication System: PCS 1900 (0); Frequency: 1880 MHz;Duty Cycle: 1:8.30042
Medium parameters used: f = 1880 MHz; σ = 1.551 S/m; ε_r = 51.742; ρ = 1000 kg/m^3
Phantom section: Flat Section

DASY5 Configuration:
Probe: ES3DV3 - SN3327; ConvF(4.95, 4.95, 4.95); Calibrated: 8/30/2016; Electronics: DAE4 Sn1392
Phantom: SAM (30deg probe tilt) with CRP v5.0; Type: QD000P40CD; Serial: TP:1679
Measurement SW: DASY52, Version 52.8 (8); SEMCAD X Version 14.6.10 (7331)

Test Date: 2016-12-19; Ambient Temp: 21.1; Tissue Temp:20.5

1.0 cm sapce from Body, Rear, PCS1900 Ch. 661, Ant Internal

With Enlarge plot image

Area Scan (8x12x1): Measurement grid: dx=15mm, dy=15mm
Zoom Scan (5x5x7)/Cube 0: Measurement grid: dx=8mm, dy=8mm, dz=5mm
Power Drift = 0.10 dB
Peak SAR (extrapolated) = 0.681 W/kg
SAR(1 g) = 0.417 W/kg; SAR(10 g) = 0.250 W/kg

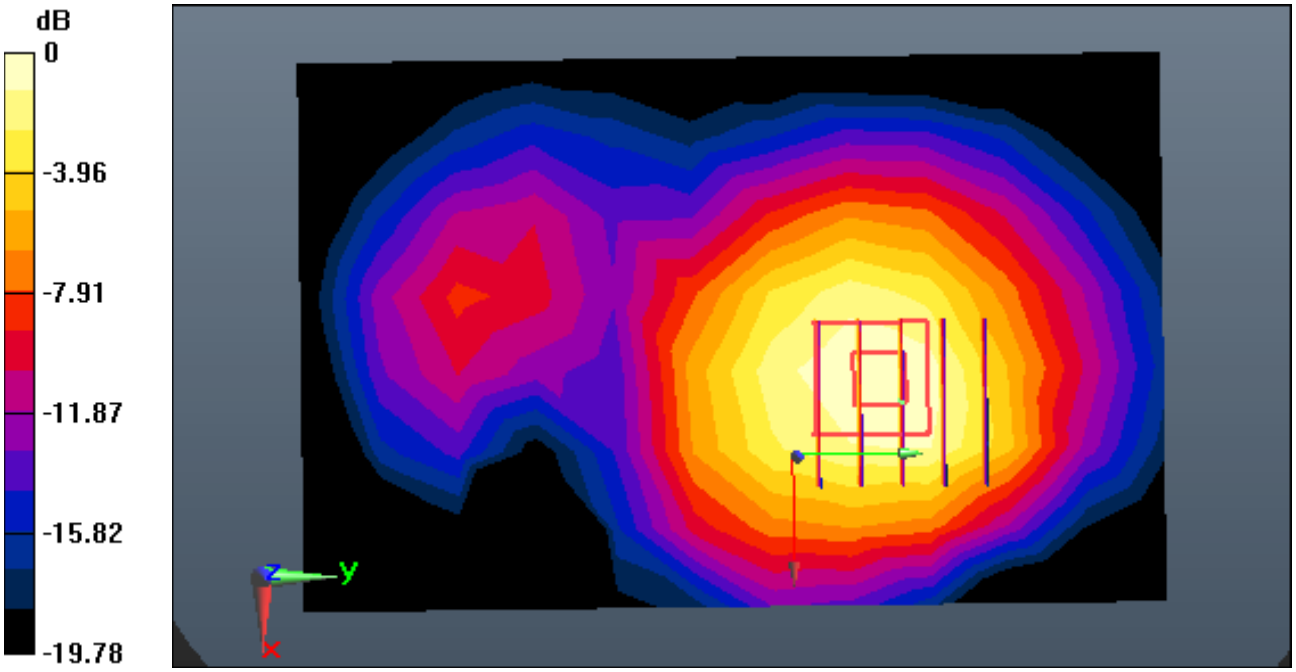

0 dB = 0.484 W/kg

DT&C Co., Ltd.

DUT: DA27; Type: Folder

Communication System: PCS 1900 (0); Frequency: 1880 MHz;Duty Cycle: 1:8.30042
Medium parameters used: f = 1880 MHz; σ = 1.551 S/m; ε_r = 51.742; ρ = 1000 kg/m^3
Phantom section: Flat Section

DASY5 Configuration:
Probe: ES3DV3 - SN3327; ConvF(4.95, 4.95, 4.95); Calibrated: 8/30/2016; Electronics: DAE4 Sn1392
Phantom: SAM (30deg probe tilt) with CRP v5.0; Type: QD000P40CD; Serial: TP:1679
Measurement SW: DASY52, Version 52.8 (8); SEMCAD X Version 14.6.10 (7331)

Test Date: 2016-12-19; Ambient Temp: 21.1; Tissue Temp:20.5

1.0 cm sapce from Body, Rear, PCS1900 Ch. 661, Ant Internal

Area Scan (8x12x1): Measurement grid: dx=15mm, dy=15mm
Zoom Scan (5x5x7)/Cube 0: Measurement grid: dx=8mm, dy=8mm, dz=5mm
Power Drift = 0.10 dB
Peak SAR (extrapolated) = 0.681 W/kg
SAR(1 g) = 0.417 W/kg; SAR(10 g) = 0.250 W/kg

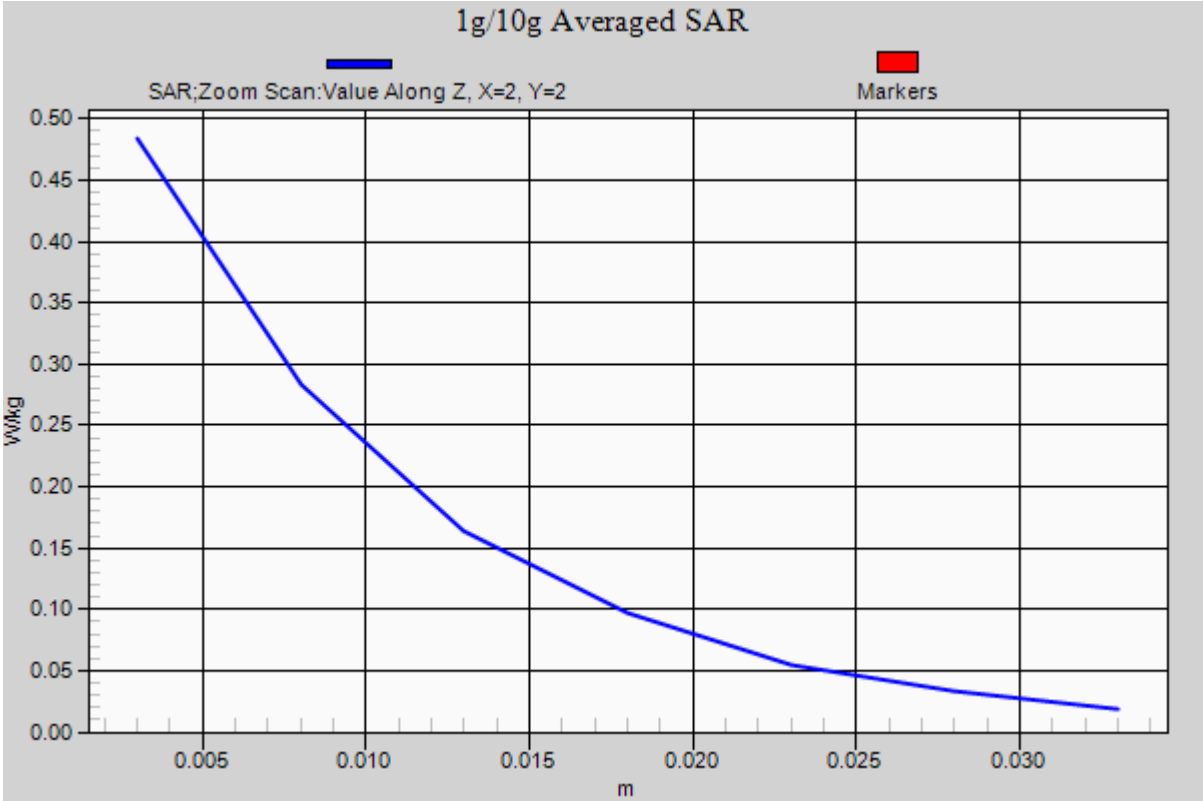

DT&C Co., Ltd.

DUT: DA27; Type: Folder

Communication System: PCS1900_Class 10 (0); Frequency: 1880 MHz;Duty Cycle: 1:4.14954
Medium parameters used: f = 1880 MHz; σ = 1.551 S/m; ε_r = 51.742; ρ = 1000 kg/m^3
Phantom section: Flat Section

DASY5 Configuration:
Probe: ES3DV3 - SN3327; ConvF(4.95, 4.95, 4.95); Calibrated: 8/30/2016; Electronics: DAE4 Sn1392
Phantom: SAM (30deg probe tilt) with CRP v5.0; Type: QD000P40CD; Serial: TP:1679
Measurement SW: DASY52, Version 52.8 (8); SEMCAD X Version 14.6.10 (7331)

Test Date: 2016-12-19; Ambient Temp: 21.1; Tissue Temp:20.5

1.0 cm sapce from Body, Rear, PCS1900 GPRS 2Tx Ch. 661, Ant Internal

Area Scan (8x12x1): Measurement grid: dx=15mm, dy=15mm
Zoom Scan (5x5x7)/Cube 0: Measurement grid: dx=8mm, dy=8mm, dz=5mm
Power Drift = 0.10 dB
Peak SAR (extrapolated) = 0.885 W/kg
SAR(1 g) = 0.547 W/kg; SAR(10 g) = 0.330 W/kg

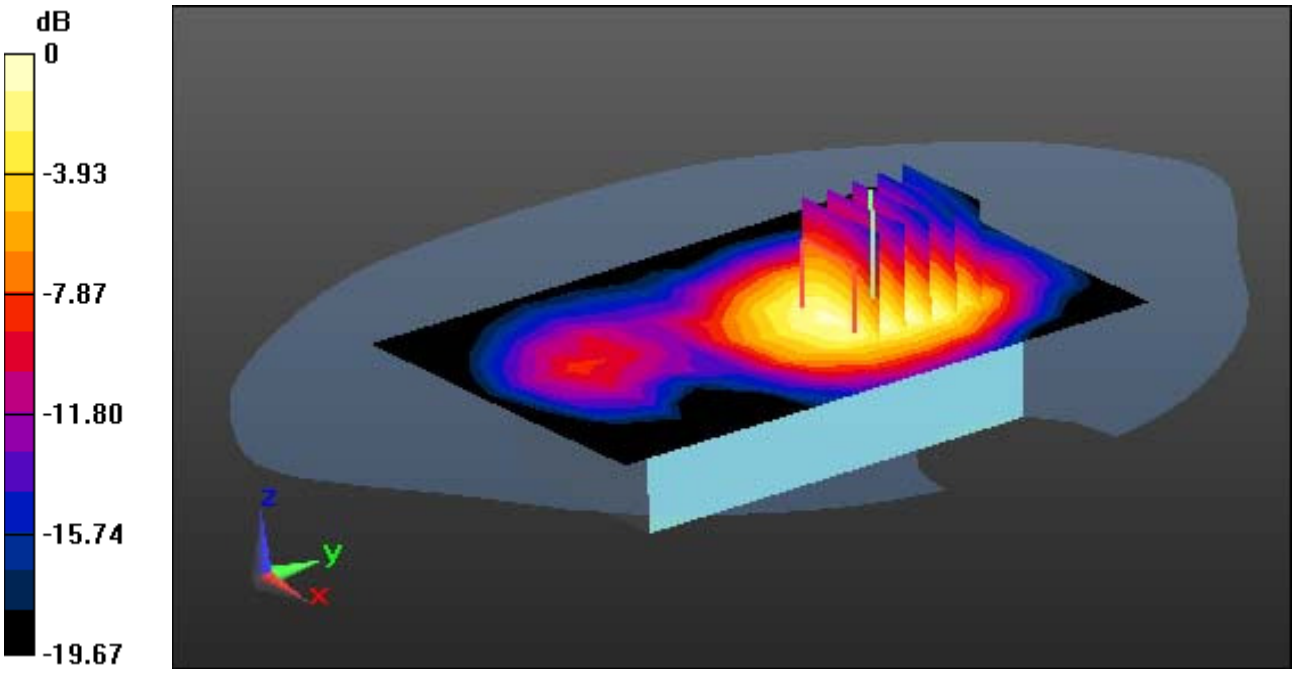

0 dB = 0.631 W/kg

DT&C Co., Ltd.

DUT: DA27; Type: Folder

Communication System: PCS1900_Class 10 (0); Frequency: 1880 MHz;Duty Cycle: 1:4.14954
Medium parameters used: f = 1880 MHz; σ = 1.551 S/m; ε_r = 51.742; ρ = 1000 kg/m^3
Phantom section: Flat Section

DASY5 Configuration:
Probe: ES3DV3 - SN3327; ConvF(4.95, 4.95, 4.95); Calibrated: 8/30/2016; Electronics: DAE4 Sn1392
Phantom: SAM (30deg probe tilt) with CRP v5.0; Type: QD000P40CD; Serial: TP:1679
Measurement SW: DASY52, Version 52.8 (8); SEMCAD X Version 14.6.10 (7331)

Test Date: 2016-12-19; Ambient Temp: 21.1; Tissue Temp:20.5

1.0 cm sapce from Body, Rear, PCS1900 GPRS 2Tx Ch. 661, Ant Internal

With Enlarge plot image

Area Scan (8x12x1): Measurement grid: dx=15mm, dy=15mm
Zoom Scan (5x5x7)/Cube 0: Measurement grid: dx=8mm, dy=8mm, dz=5mm
Power Drift = 0.10 dB
Peak SAR (extrapolated) = 0.885 W/kg
SAR(1 g) = 0.547 W/kg; SAR(10 g) = 0.330 W/kg

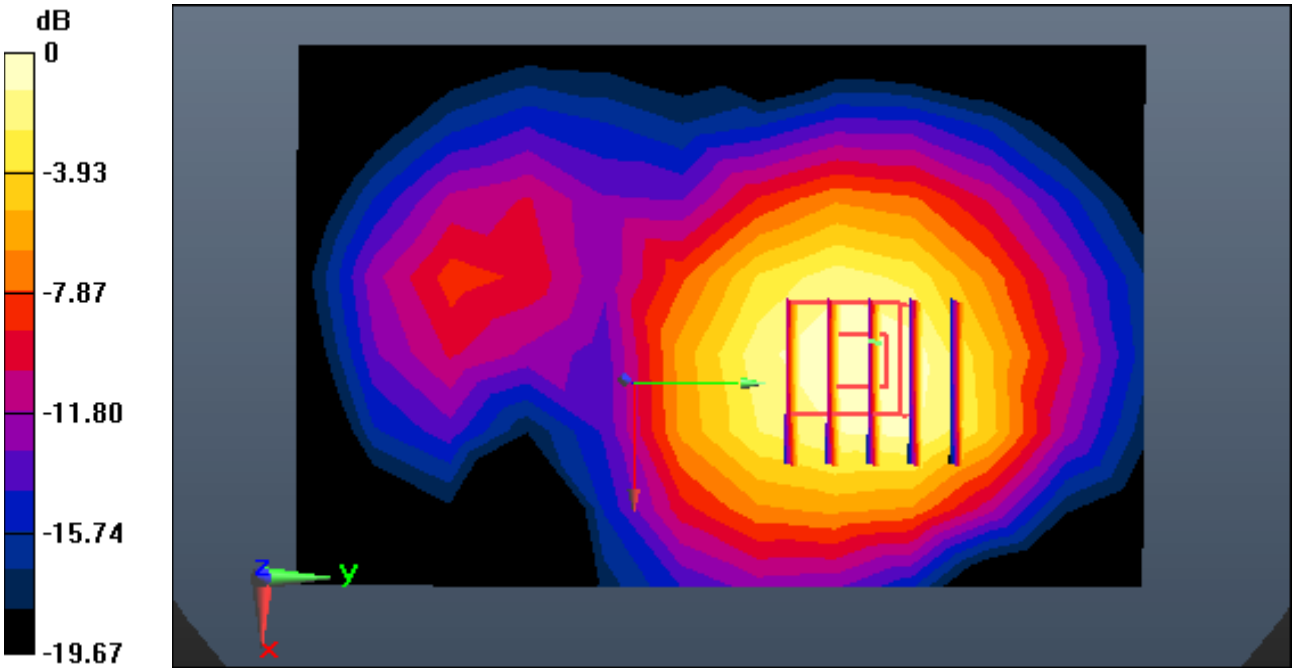

0 dB = 0.631 W/kg

DT&C Co., Ltd.

DUT: DA27; Type: Folder

Communication System: PCS1900_Class 10 (0); Frequency: 1880 MHz;Duty Cycle: 1:4.14954
Medium parameters used: f = 1880 MHz; σ = 1.551 S/m; ε_r = 51.742; ρ = 1000 kg/m^3
Phantom section: Flat Section

DASY5 Configuration:
Probe: ES3DV3 - SN3327; ConvF(4.95, 4.95, 4.95); Calibrated: 8/30/2016; Electronics: DAE4 Sn1392
Phantom: SAM (30deg probe tilt) with CRP v5.0; Type: QD000P40CD; Serial: TP:1679
Measurement SW: DASY52, Version 52.8 (8); SEMCAD X Version 14.6.10 (7331)

Test Date: 2016-12-19; Ambient Temp: 21.1; Tissue Temp:20.5

1.0 cm sapce from Body, Rear, PCS1900 GPRS 2Tx Ch. 661, Ant Internal

Area Scan (8x12x1): Measurement grid: dx=15mm, dy=15mm
Zoom Scan (5x5x7)/Cube 0: Measurement grid: dx=8mm, dy=8mm, dz=5mm
Power Drift = 0.10 dB
Peak SAR (extrapolated) = 0.885 W/kg
SAR(1 g) = 0.547 W/kg; SAR(10 g) = 0.330 W/kg

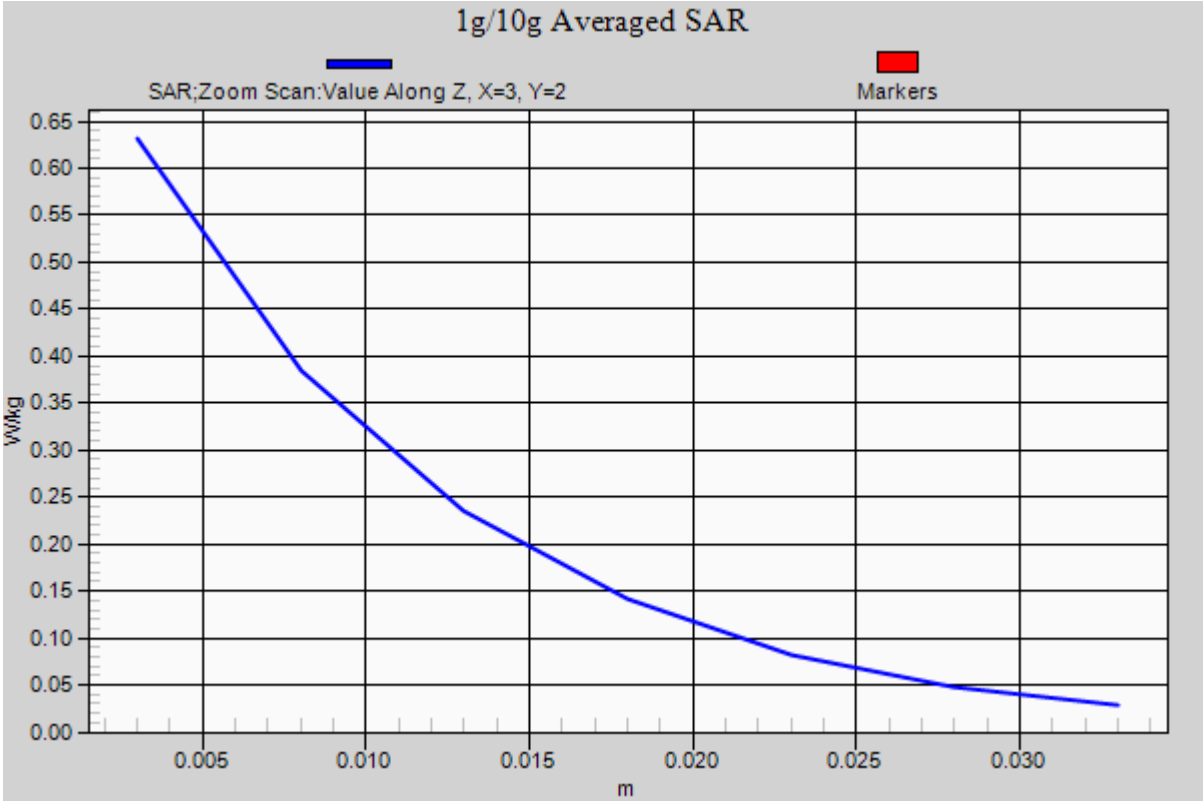

DT&C Co., Ltd.

DUT: DA27; Type: Folder

Communication System: WCDMA 850 (0); Frequency: 836.6 MHz;Duty Cycle: 1:1
Medium parameters used: f = 836.6 MHz; σ = 1.003 S/m; ε_r = 53.81; ρ = 1000 kg/m^3
Phantom section: Flat Section

DASY5 Configuration:
Probe: ES3DV3 - SN3327; ConvF(6.48, 6.48, 6.48); Calibrated: 8/30/2016; Electronics: DAE4 Sn1392
Phantom: SAM (30deg probe tilt) with CRP v5.0; Type: QD000P40CD; Serial: TP:1679
Measurement SW: DASY52, Version 52.8 (8); SEMCAD X Version 14.6.10 (7331)

Test Date: 2016-12-20; Ambient Temp: 21.3; Tissue Temp:20.8

1.0 cm sapce from Body, Rear, WCDMA850 Ch. 4183, Ant Internal

Area Scan (8x12x1): Measurement grid: dx=15mm, dy=15mm
Zoom Scan (5x5x7)/Cube 0: Measurement grid: dx=8mm, dy=8mm, dz=5mm
Power Drift = 0.07 dB
Peak SAR (extrapolated) = 0.699 W/kg
SAR(1 g) = 0.518 W/kg; SAR(10 g) = 0.367 W/kg

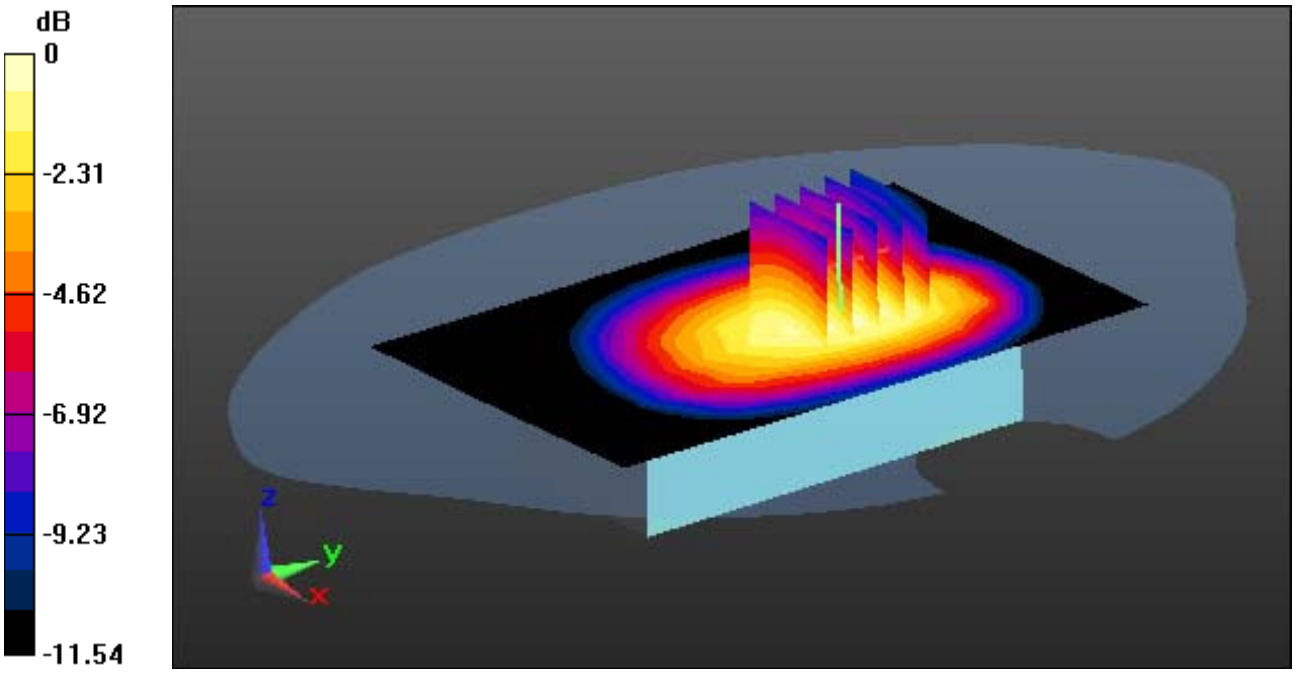

0 dB = 0.583 W/kg

DT&C Co., Ltd.

DUT: DA27; Type: Folder

Communication System: WCDMA 850 (0); Frequency: 836.6 MHz;Duty Cycle: 1:1
Medium parameters used: f = 836.6 MHz; σ = 1.003 S/m; ε_r = 53.81; ρ = 1000 kg/m^3
Phantom section: Flat Section

DASY5 Configuration:
Probe: ES3DV3 - SN3327; ConvF(6.48, 6.48, 6.48); Calibrated: 8/30/2016; Electronics: DAE4 Sn1392
Phantom: SAM (30deg probe tilt) with CRP v5.0; Type: QD000P40CD; Serial: TP:1679
Measurement SW: DASY52, Version 52.8 (8); SEMCAD X Version 14.6.10 (7331)

Test Date: 2016-12-20; Ambient Temp: 21.3; Tissue Temp:20.8

1.0 cm sapce from Body, Rear, WCDMA850 Ch. 4183, Ant Internal

With Enlarge plot image

Area Scan (8x12x1): Measurement grid: dx=15mm, dy=15mm
Zoom Scan (5x5x7)/Cube 0: Measurement grid: dx=8mm, dy=8mm, dz=5mm
Power Drift = 0.07 dB
Peak SAR (extrapolated) = 0.699 W/kg
SAR(1 g) = 0.518 W/kg; SAR(10 g) = 0.367 W/kg

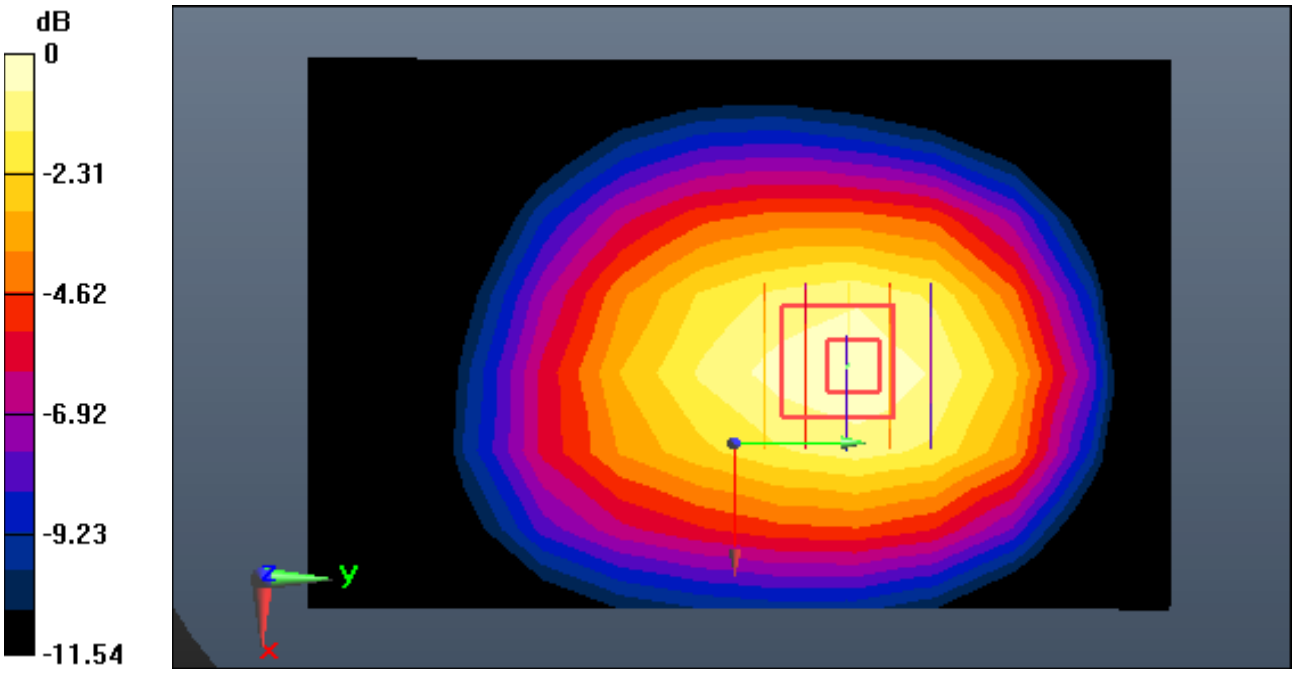

0 dB = 0.583 W/kg

DT&C Co., Ltd.

DUT: DA27; Type: Folder

Communication System: WCDMA 850 (0); Frequency: 836.6 MHz;Duty Cycle: 1:1
Medium parameters used: f = 836.6 MHz; σ = 1.003 S/m; ε_r = 53.81; ρ = 1000 kg/m^3
Phantom section: Flat Section

DASY5 Configuration:
Probe: ES3DV3 - SN3327; ConvF(6.48, 6.48, 6.48); Calibrated: 8/30/2016; Electronics: DAE4 Sn1392
Phantom: SAM (30deg probe tilt) with CRP v5.0; Type: QD000P40CD; Serial: TP:1679
Measurement SW: DASY52, Version 52.8 (8); SEMCAD X Version 14.6.10 (7331)

Test Date: 2016-12-20; Ambient Temp: 21.3; Tissue Temp:20.8

1.0 cm sapce from Body, Rear, WCDMA850 Ch. 4183, Ant Internal

Area Scan (8x12x1): Measurement grid: dx=15mm, dy=15mm
Zoom Scan (5x5x7)/Cube 0: Measurement grid: dx=8mm, dy=8mm, dz=5mm
Power Drift = 0.07 dB
Peak SAR (extrapolated) = 0.699 W/kg
SAR(1 g) = 0.518 W/kg; SAR(10 g) = 0.367 W/kg

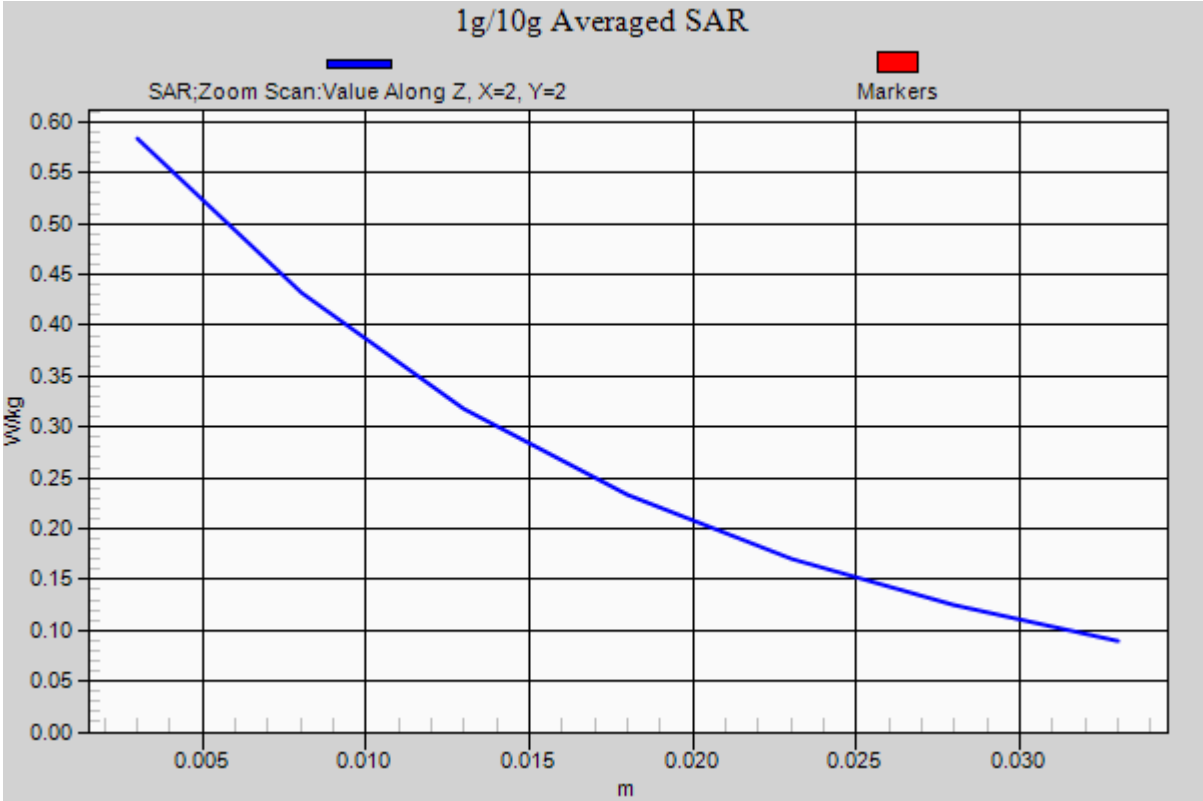

DT&C Co., Ltd.

DUT: DA27; Type: Folder

Communication System: W-LAN (0); Frequency: 2437 MHz;Duty Cycle: 1:1
Medium parameters used: f = 2437 MHz; σ = 1.903 S/m; ε_r = 51.269; ρ = 1000 kg/m^3
Phantom section: Flat Section

DASY5 Configuration:
Probe: ES3DV3 - SN3327; ConvF(4.52, 4.52, 4.52); Calibrated: 8/30/2016; Electronics: DAE4 Sn1392
Phantom: SAM (30deg probe tilt) with CRP v5.0; Type: QD000P40CD; Serial: TP:1679
Measurement SW: DASY52, Version 52.8 (8); SEMCAD X Version 14.6.10 (7331)

Test Date: 2016-12-15; Ambient Temp: 21.4; Tissue Temp:21.0

1.0 cm sapce from Body, Rear, 2.4G W-LAN(802.11b) Ch. 6, Ant Internal

Area Scan (10x15x1): Measurement grid: dx=12mm, dy=12mm
Zoom Scan (7x7x7)/Cube 0: Measurement grid: dx=5mm, dy=5mm, dz=5mm
Power Drift = 0.13 dB
Peak SAR (extrapolated) = 0.260 W/kg
SAR(1 g) = 0.118 W/kg; SAR(10 g) = 0.052 W/kg

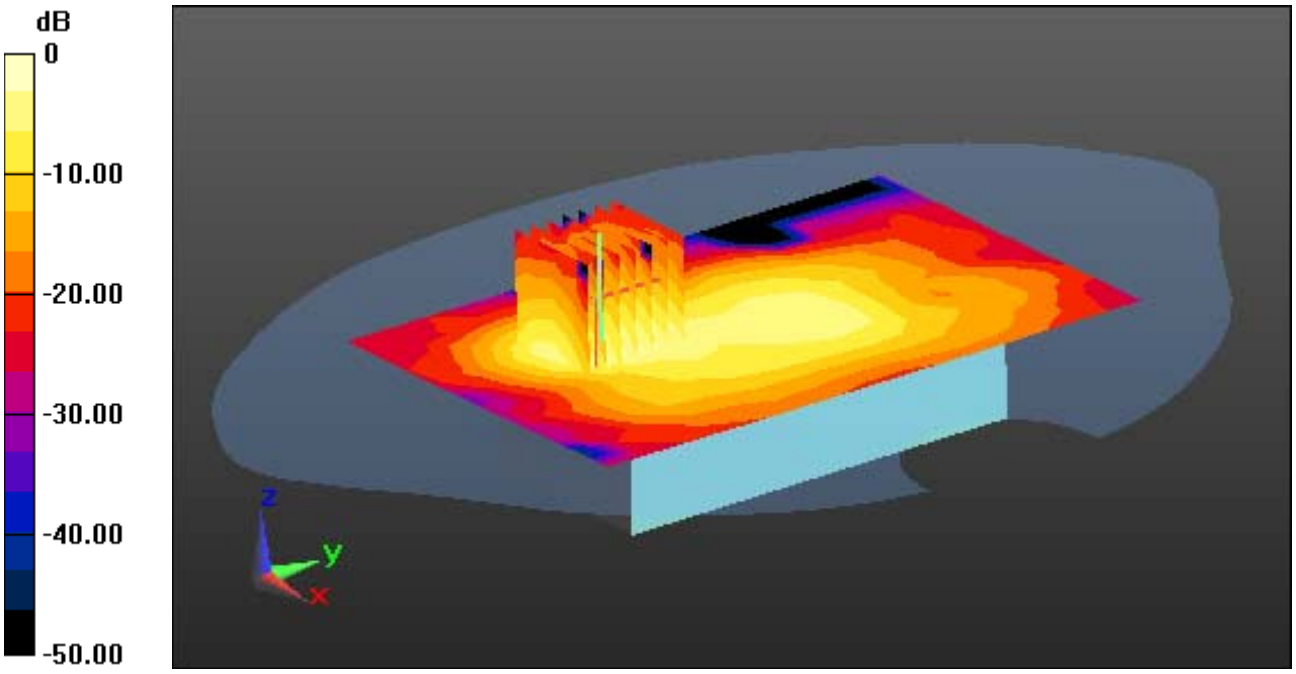

0 dB = 0.157 W/kg

DT&C Co., Ltd.

DUT: DA27; Type: Folder

Communication System: W-LAN (0); Frequency: 2437 MHz;Duty Cycle: 1:1
Medium parameters used: f = 2437 MHz; σ = 1.903 S/m; ε_r = 51.269; ρ = 1000 kg/m^3
Phantom section: Flat Section

DASY5 Configuration:
Probe: ES3DV3 - SN3327; ConvF(4.52, 4.52, 4.52); Calibrated: 8/30/2016; Electronics: DAE4 Sn1392
Phantom: SAM (30deg probe tilt) with CRP v5.0; Type: QD000P40CD; Serial: TP:1679
Measurement SW: DASY52, Version 52.8 (8); SEMCAD X Version 14.6.10 (7331)

Test Date: 2016-12-15; Ambient Temp: 21.4; Tissue Temp:21.0

1.0 cm sapce from Body, Rear, 2.4G W-LAN(802.11b) Ch. 6, Ant Internal

With Enlarge plot image

Area Scan (10x15x1): Measurement grid: dx=12mm, dy=12mm
Zoom Scan (7x7x7)/Cube 0: Measurement grid: dx=5mm, dy=5mm, dz=5mm
Power Drift = 0.13 dB
Peak SAR (extrapolated) = 0.260 W/kg
SAR(1 g) = 0.118 W/kg; SAR(10 g) = 0.052 W/kg

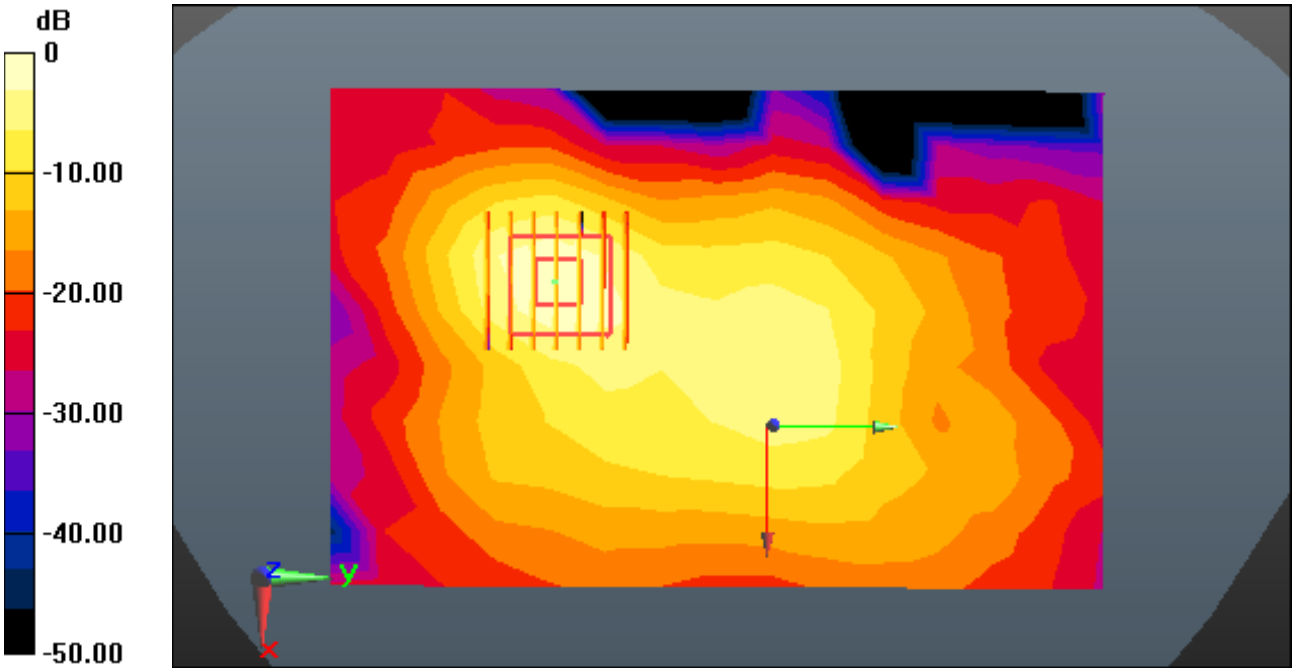

0 dB = 0.157 W/kg

DT&C Co., Ltd.

DUT: DA27; Type: Folder

Communication System: W-LAN (0); Frequency: 2437 MHz;Duty Cycle: 1:1
Medium parameters used: f = 2437 MHz; σ = 1.903 S/m; ε_r = 51.269; ρ = 1000 kg/m^3
Phantom section: Flat Section

DASY5 Configuration:
Probe: ES3DV3 - SN3327; ConvF(4.52, 4.52, 4.52); Calibrated: 8/30/2016; Electronics: DAE4 Sn1392
Phantom: SAM (30deg probe tilt) with CRP v5.0; Type: QD000P40CD; Serial: TP:1679
Measurement SW: DASY52, Version 52.8 (8); SEMCAD X Version 14.6.10 (7331)

Test Date: 2016-12-15; Ambient Temp: 21.4; Tissue Temp:21.0

1.0 cm sapce from Body, Rear, 2.4G W-LAN(802.11b) Ch. 6, Ant Internal
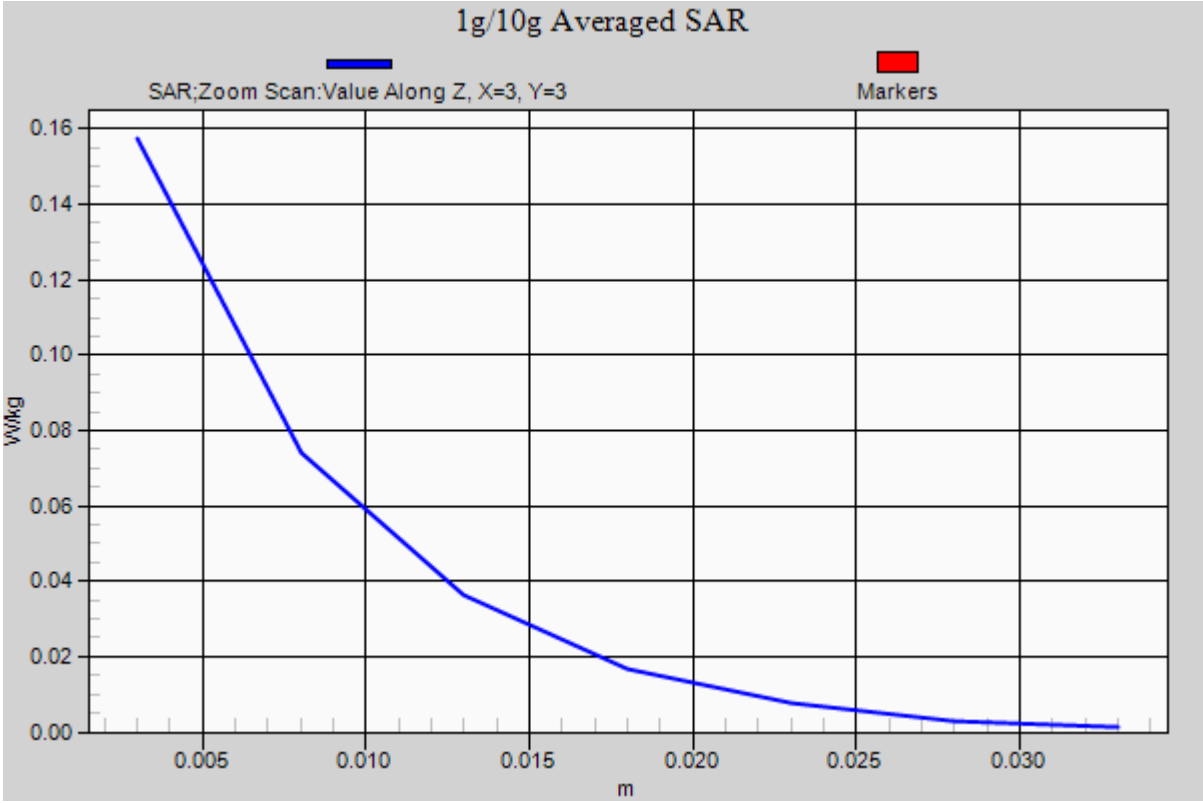
Area Scan (10x15x1): Measurement grid: dx=12mm, dy=12mm
Zoom Scan (7x7x7)/Cube 0: Measurement grid: dx=5mm, dy=5mm, dz=5mm
Power Drift = 0.13 dB
Peak SAR (extrapolated) = 0.260 W/kg
SAR(1 g) = 0.118 W/kg; SAR(10 g) = 0.052 W/kg