# SAR Plots

- Verification Plots
- SAR Test Plots

Copyright © 2017, DT&C Co., Ltd.

# DT&C Co., Ltd.

## DUT: Dipole 835 MHz; Type: D835V2; Serial: D835V2 - SN:4d159

Communication System: CW (0); Frequency: 835 MHz; Duty Cycle: 1:1
Medium parameters used: f = 835 MHz; $\sigma$ = 0.917 S/m; $\varepsilon_r$ = 42.827; $\rho$ = 1000 kg/m$^3$
Phantom section: Flat Section

**DASY5 Configuration:**
Probe: EX3DV4 - SN3933; ConvF(10.48, 10.48, 10.48); Calibrated: 9/27/2016; Electronics: DAE4 Sn1453
Phantom: SAM-twin right (20deg probe tilt)_2013_09_24; Type: QD000P40CD; Serial: TP:1783
Measurement SW: DASY52, Version 52.8 (8); SEMCAD X Version 14.6.10 (7331)

Test Date: 2017-05-19; Ambient Temp: 21.2; Tissue Temp: 21.0

## 835 MHz System Verification

**Area Scan (5x12x1):** Measurement grid: dx=15mm, dy=15mm
**Zoom Scan (7x7x7)/Cube 0:** Measurement grid: dx=5mm, dy=5mm, dz=5mm
Power Drift = -0.01 dB
Peak SAR (extrapolated) = 3.71 W/kg
**SAR(1 g) = 2.41 W/kg; SAR(10 g) = 1.53 W/kg**

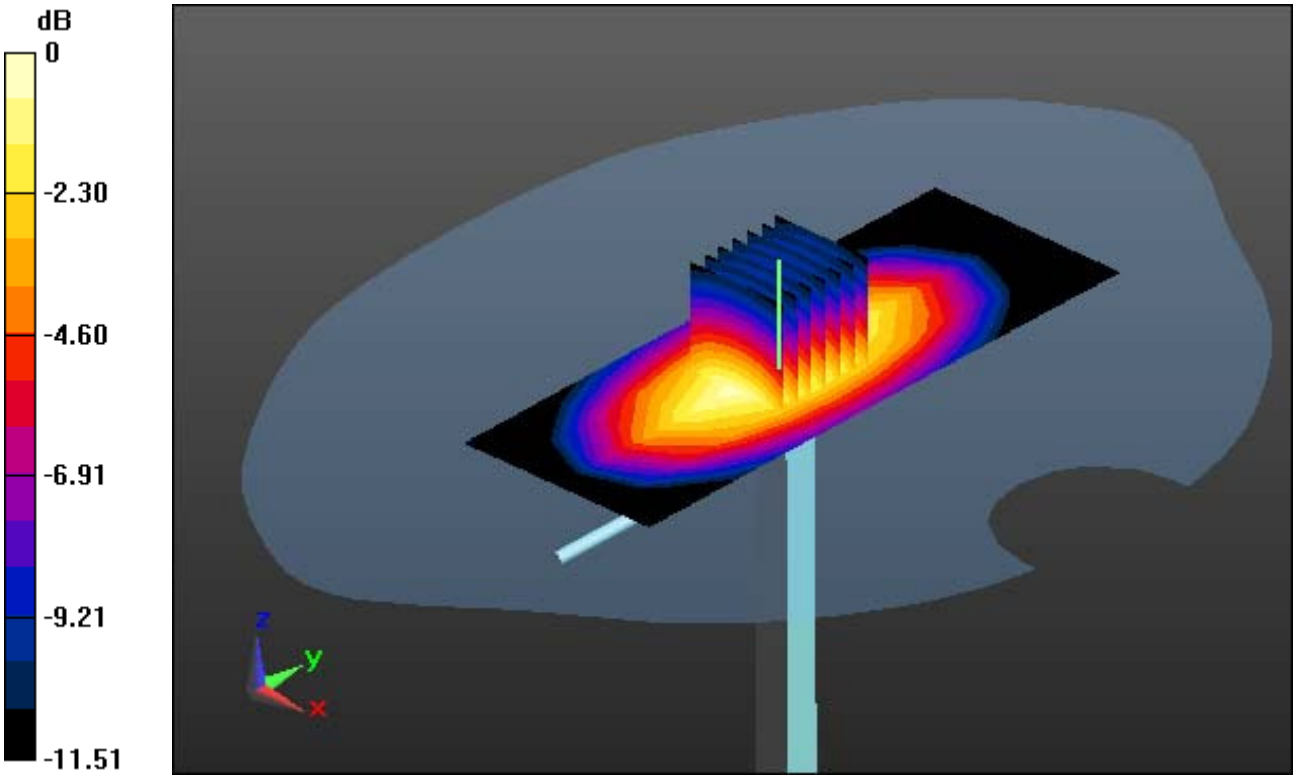


0 dB = 2.60 W/kg

# DT&C Co., Ltd.

## DUT: Dipole 835 MHz; Type: D835V2; Serial: D835V2 - SN:4d159

Communication System: CW (0); Frequency: 835 MHz; Duty Cycle: 1:1
Medium parameters used: f = 835 MHz; $\sigma$ = 0.917 S/m; $\varepsilon_r$ = 42.827; $\rho$ = 1000 kg/m$^3$
Phantom section: Flat Section

**DASY5 Configuration:**
Probe: EX3DV4 - SN3933; ConvF(10.48, 10.48, 10.48); Calibrated: 9/27/2016; Electronics: DAE4 Sn1453
Phantom: SAM-twin right (20deg probe tilt)_2013_09_24; Type: QD000P40CD; Serial: TP:1783
Measurement SW: DASY52, Version 52.8 (8); SEMCAD X Version 14.6.10 (7331)

Test Date: 2017-05-19; Ambient Temp: 21.2; Tissue Temp: 21.0

## 835 MHz System Verification

**Area Scan (5x12x1):** Measurement grid: dx=15mm, dy=15mm
**Zoom Scan (7x7x7)/Cube 0:** Measurement grid: dx=5mm, dy=5mm, dz=5mm
Power Drift = -0.01 dB
Peak SAR (extrapolated) = 3.71 W/kg
**SAR(1 g) = 2.41 W/kg; SAR(10 g) = 1.53 W/kg**

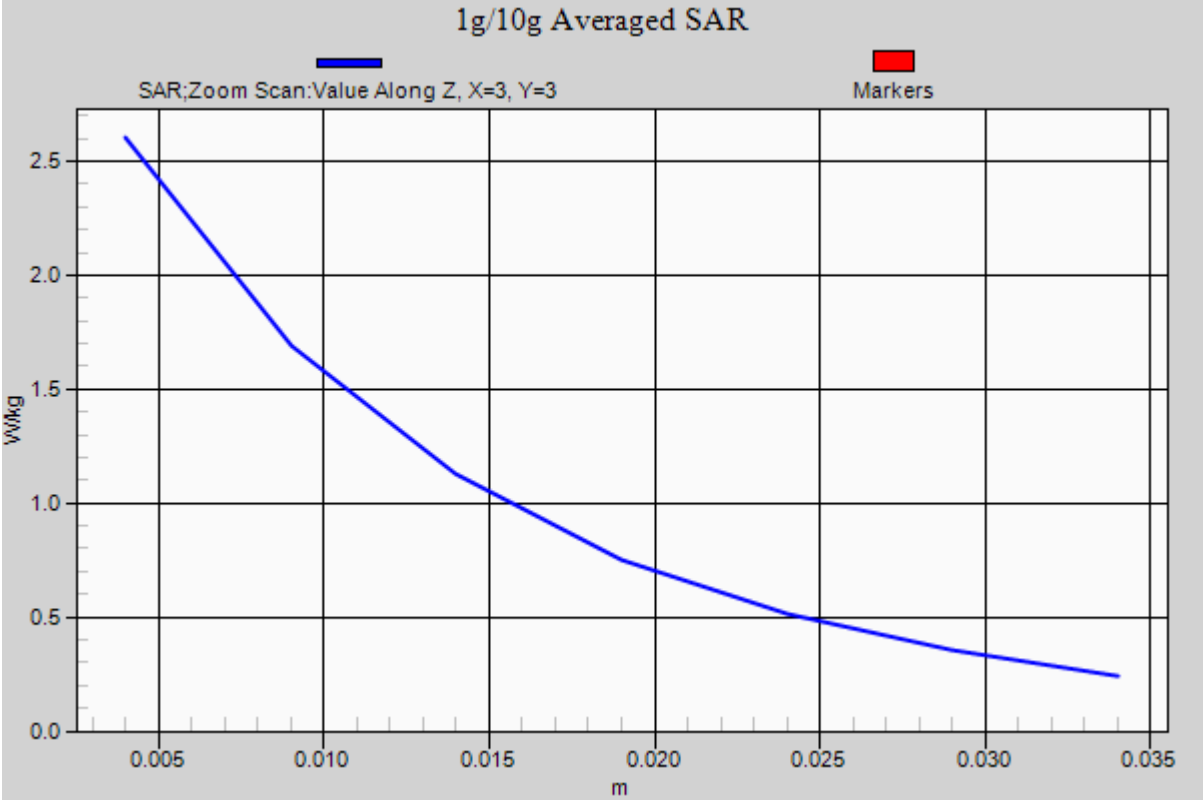

# DT&C Co., Ltd.

## DUT: Dipole 835 MHz;  Type: D835V2;  Serial: D835V2 - SN:4d159

Communication System: CW (0); Frequency: 835 MHz; Duty Cycle: 1:1
Medium parameters used: f = 835 MHz; $\sigma$ = 1.006 S/m; $\varepsilon_r$ = 57.285; $\rho$ = 1000 kg/m$^3$
Phantom section: Flat Section

**DASY5 Configuration:**
Probe: EX3DV4 - SN3933; ConvF(10.47, 10.47, 10.47); Calibrated: 9/27/2016; Electronics: DAE4 Sn1453
Phantom: SAM-twin right (20deg probe tilt)_2013_09_24; Type: QD000P40CD; Serial: TP:1783
Measurement SW: DASY52, Version 52.8 (8); SEMCAD X Version 14.6.10 (7331)

Test Date: 2017-05-19; Ambient Temp: 21.2; Tissue Temp: 21.3

## 835 MHz System Verification

### Area Scan (

# DT&C Co., Ltd.

## DUT: Dipole 835 MHz; Type: D835V2; Serial: D835V2 - SN:4d159

Communication System: CW (0); Frequency: 835 MHz; Duty Cycle: 1:1
Medium parameters used: f = 835 MHz; $\sigma$ = 1.006 S/m; $\varepsilon_r$ = 57.285; $\rho$ = 1000 kg/m$^3$
Phantom section: Flat Section

**DASY5 Configuration:**
Probe: EX3DV4 - SN3933; ConvF(10.47, 10.47, 10.47); Calibrated: 9/27/2016; Electronics: DAE4 Sn1453
Phantom: SAM-twin right (20deg probe tilt)_2013_09_24; Type: QD000P40CD; Serial: TP:1783
Measurement SW: DASY52, Version 52.8 (8); SEMCAD X Version 14.6.10 (7331)

Test Date: 2017-05-19; Ambient Temp: 21.2; Tissue Temp: 21.3

## 835 MHz System Verification

**Area Scan (5x12x1):** Measurement grid: dx=15mm, dy=15mm
**Zoom Scan (7x7x7)/Cube 0:** Measurement grid: dx=5mm, dy=5mm, dz=5mm
Power Drift = 0.01 dB
Peak SAR (extrapolated) = 3.85 W/kg
**SAR(1 g) = 2.53 W/kg; SAR(10 g) = 1.63 W/kg**

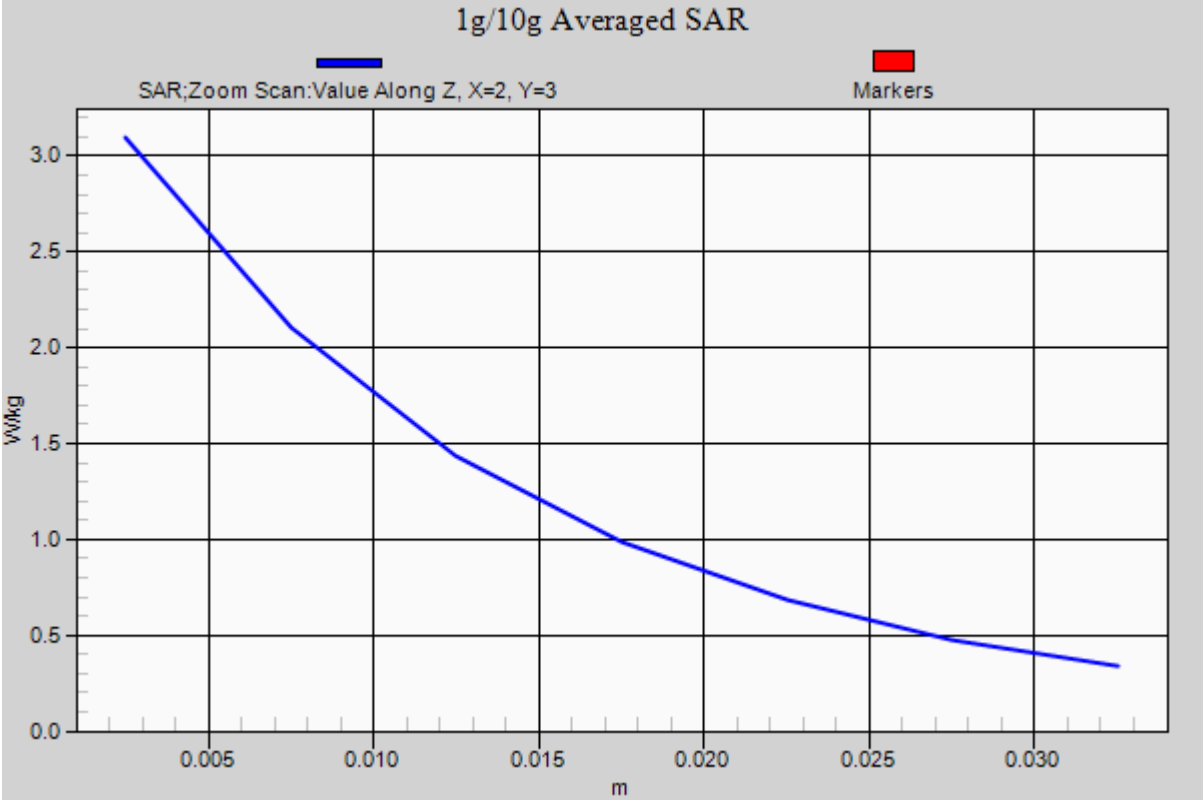

# DT&C Co., Ltd.

## DUT: Dipole 1900 MHz; Type: D1900V2; Serial: D1900V2 - SN:5d176

Communication System: CW (0); Frequency: 1900 MHz; Duty Cycle: 1:1
Medium parameters used: f = 1900 MHz; $\sigma$ = 1.444 S/m; $\varepsilon_r$ = 39.257; $\rho$ = 1000 kg/m$^3$
Phantom section: Flat Section

**DASY5 Configuration:**
Probe: EX3DV4 - SN3933; ConvF(8.54, 8.54, 8.54); Calibrated: 9/27/2016; Electronics: DAE4 Sn1453
Phantom: SAM-twin middle(20deg probe tilt)_2013_09_24; Type: QD000P40CD; Serial: 1782
Measurement SW: DASY52, Version 52.8 (8); SEMCAD X Version 14.6.10 (7331)

Test Date: 2017-05-22; Ambient Temp: 21.6; Tissue Temp: 21.5

## 1900 MHz System Verification

**Area Scan (5x7x1):** Measurement grid: dx=15mm, dy=15mm
**Zoom Scan (7x7x7)/Cube 0:** Measurement grid: dx=5mm, dy=5mm, dz=5mm
Power Drift = 0.00 dB
Peak SAR (extrapolated) = 19.6 W/kg
**SAR(1 g) = 10.2 W/kg; SAR(10 g) = 5.34 W/kg**

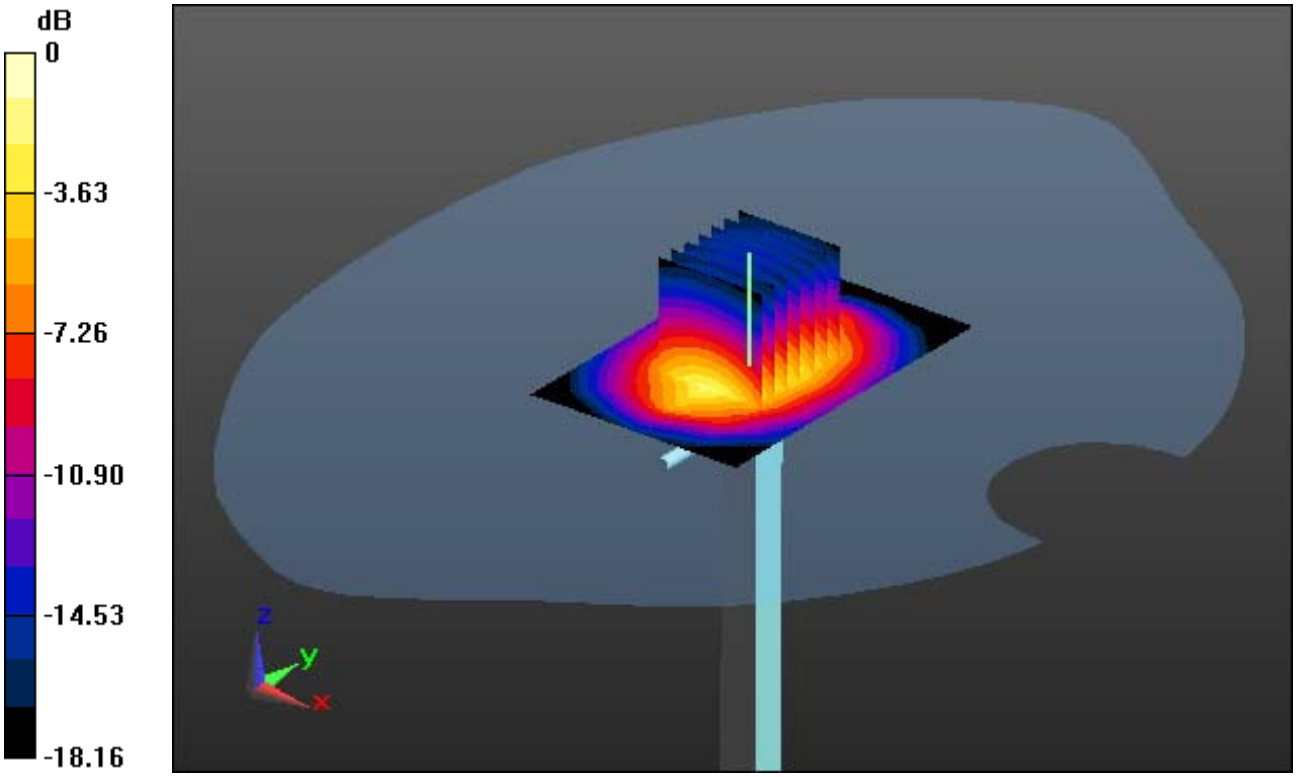


0 dB = 14.8 W/kg

# DT&C Co., Ltd.

## DUT: Dipole 1900 MHz; Type: D1900V2; Serial: D1900V2 - SN:5d176

Communication System: CW (0); Frequency: 1900 MHz; Duty Cycle: 1:1
Medium parameters used: f = 1900 MHz; $\sigma$ = 1.444 S/m; $\varepsilon_r$ = 39.257; $\rho$ = 1000 kg/m$^3$
Phantom section: Flat Section

**DASY5 Configuration:**
Probe: EX3DV4 - SN3933; ConvF(8.54, 8.54, 8.54); Calibrated: 9/27/2016; Electronics: DAE4 Sn1453
Phantom: SAM-twin middle(20deg probe tilt)_2013_09_24; Type: QD000P40CD; Serial: 1782
Measurement SW: DASY52, Version 52.8 (8); SEMCAD X Version 14.6.10 (7331)

Test Date: 2017-05-22; Ambient Temp: 21.6; Tissue Temp: 21.5

## 1900 MHz System Verification

**Area Scan (5x7x1):** Measurement grid: dx=15mm, dy=15mm
**Zoom Scan (7x7x7)/Cube 0:** Measurement grid: dx=5mm, dy=5mm, dz=5mm
Power Drift = 0.00 dB
Peak SAR (extrapolated) = 19.6 W/kg
**SAR(1 g) = 10.2 W/kg; SAR(10 g) = 5.34 W/kg**

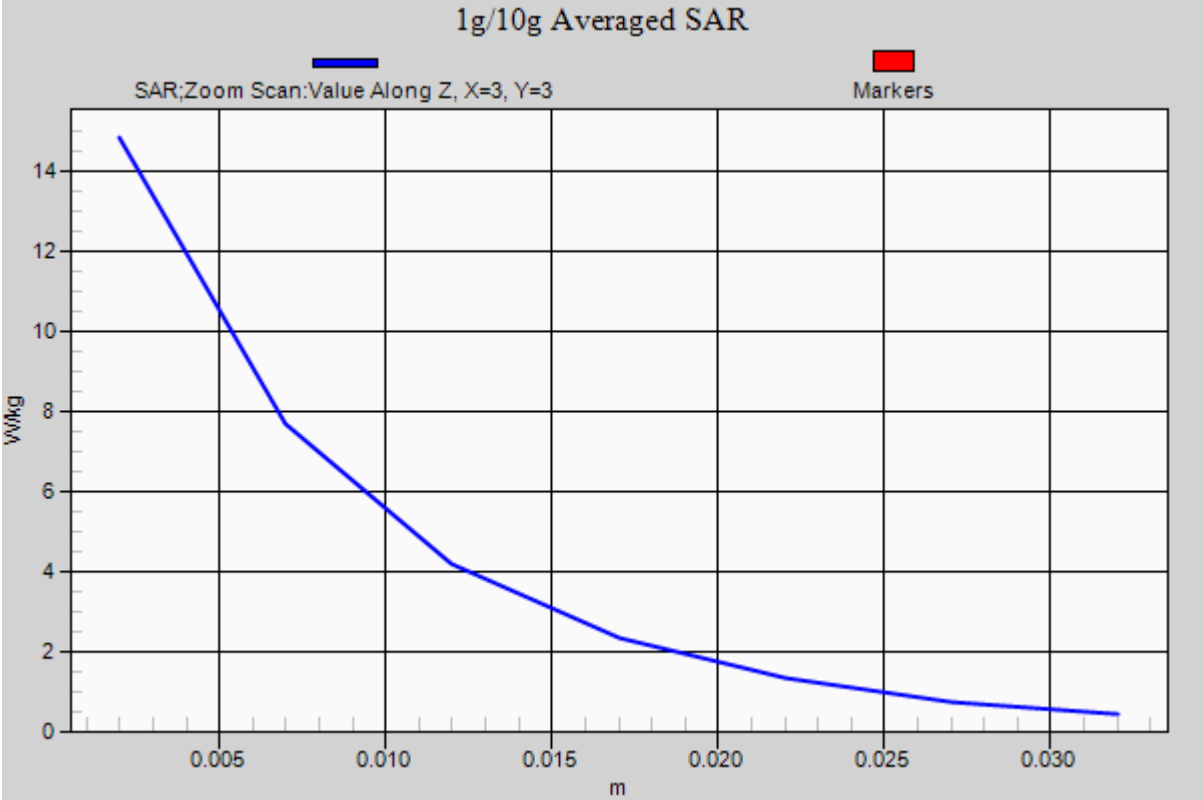

# DT&C Co., Ltd.

## DUT: Dipole 1900 MHz; Type: D1900V2; Serial: D1900V2 - SN:5d176

Communication System: CW (0); Frequency: 1900 MHz; Duty Cycle: 1:1
Medium parameters used: f = 1900 MHz; $\sigma$ = 1.532 S/m; $\varepsilon_r$ = 53.449; $\rho$ = 1000 kg/m$^3$
Phantom section: Flat Section

**DASY5 Configuration:**
Probe: EX3DV4 - SN3933; ConvF(8.17, 8.17, 8.17); Calibrated: 9/27/2016; Electronics: DAE4 Sn1453
Phantom: SAM-twin middle(20deg probe tilt)_2013_09_24; Type: QD000P40CD; Serial: 1782
Measurement SW: DASY52, Version 52.8 (8); SEMCAD X Version 14.6.10 (7331)

Test Date: 2017-05-22; Ambient Temp: 21.6; Tissue Temp: 21.2

## 1900 MHz System Verification

**Area Scan (5x7x1):** Measurement grid: dx=15mm, dy=15mm
**Zoom Scan (7x7x7)/Cube 0:** Measurement grid: dx=5mm, dy=5mm, dz=5mm
Power Drift = -0.04 dB
Peak SAR (extrapolated) = 20.1 W/kg
**SAR(1 g) = 10.6 W/kg; SAR(10 g) = 5.62 W/kg**

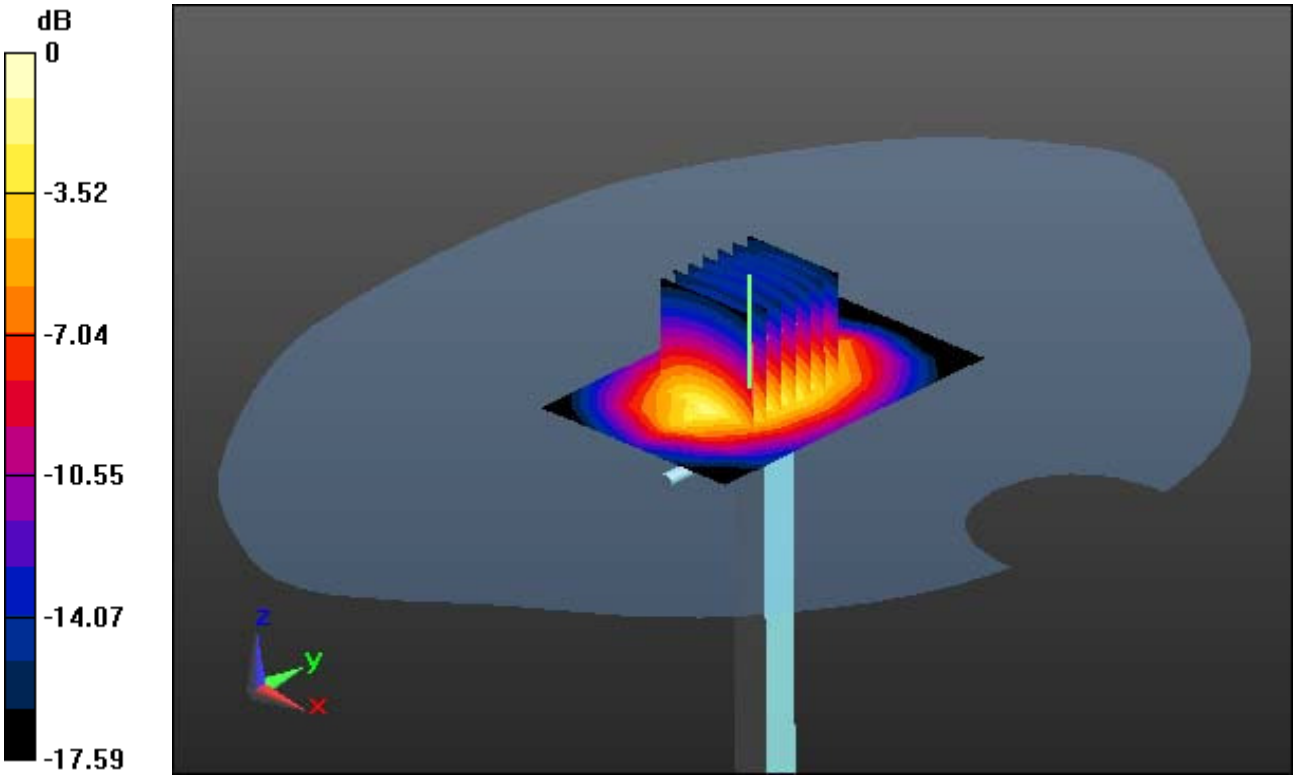


0 dB = 14.4 W/kg

# DT&C Co., Ltd.

## DUT: Dipole 1900 MHz; Type: D1900V2; Serial: D1900V2 - SN:5d176

Communication System: CW (0); Frequency: 1900 MHz; Duty Cycle: 1:1
Medium parameters used: f = 1900 MHz; $\sigma$ = 1.532 S/m; $\varepsilon_r$ = 53.449; $\rho$ = 1000 kg/m$^3$
Phantom section: Flat Section

**DASY5 Configuration:**
Probe: EX3DV4 - SN3933; ConvF(8.17, 8.17, 8.17); Calibrated: 9/27/2016; Electronics: DAE4 Sn1453
Phantom: SAM-twin middle(20deg probe tilt)_2013_09_24; Type: QD000P40CD; Serial: 1782
Measurement SW: DASY52, Version 52.8 (8); SEMCAD X Version 14.6.10 (7331)

Test Date: 2017-05-22; Ambient Temp: 21.6; Tissue Temp: 21.5

## 1900 MHz System Verification

**Area Scan (5x7x1):** Measurement grid: dx=15mm, dy=15mm
**Zoom Scan (7x7x7)/Cube 0:** Measurement grid: dx=5mm, dy=5mm, dz=5mm
Power Drift = -0.04 dB
Peak SAR (extrapolated) = 20.1 W/kg
**SAR(1 g) = 10.6 W/kg; SAR(10 g) = 5.62 W/kg**

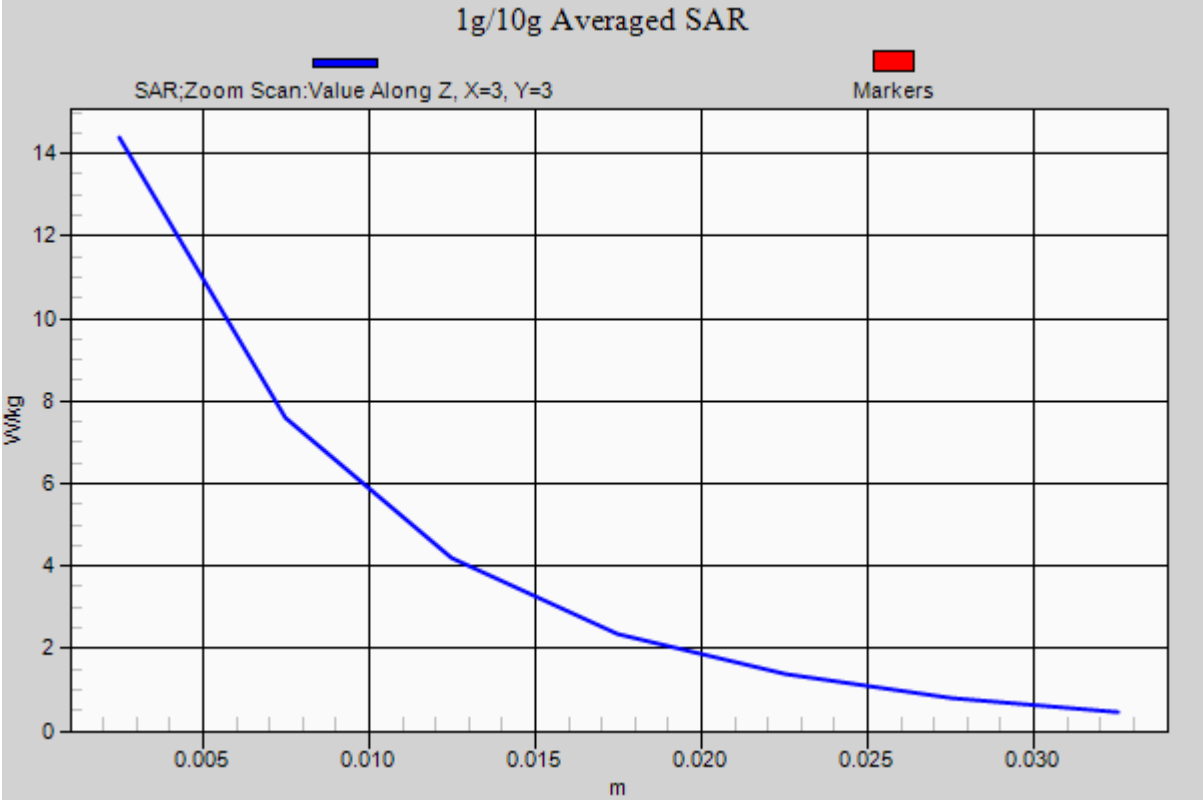

# DT&C Co., Ltd.

## DUT: Dipole 835 MHz; Type: D835V2; Serial: D835V2 - SN:4d159

Communication System: UID 0, CW (0); Frequency: 835 MHz; Duty Cycle: 1:1
Medium parameters used: f = 835 MHz; $\sigma$ = 0.919 S/m; $\varepsilon_r$ = 43.001; $\rho$ = 1000 kg/m$^3$
Phantom section: Flat Section

**DASY5 Configuration:**
Probe: EX3DV4 - SN3933; ConvF(10.48, 10.48, 10.48); Calibrated: 9/27/2016; Electronics: DAE4 Sn1453
Phantom: SAM-twin right (20deg probe tilt)_2013_09_24; Type: QD000P40CD; Serial: TP:1783
Measurement SW: DASY52, Version 52.8 (8); SEMCAD X Version 14.6.10 (7331)

Test Date: 2017-05-23; Ambient Temp: 22.0; Tissue Temp: 21.7

## 835 MHz System Verification

**Area Scan (5x12x1):** Measurement grid: dx=15mm, dy=15mm
**Zoom Scan (7x7x7)/Cube 0:** Measurement grid: dx=5mm, dy=5mm, dz=5mm
Power Drift = 0.00 dB
Peak SAR (extrapolated) = 3.74 W/kg
**SAR(1 g) = 2.43 W/kg; SAR(10 g) = 1.54 W/kg**

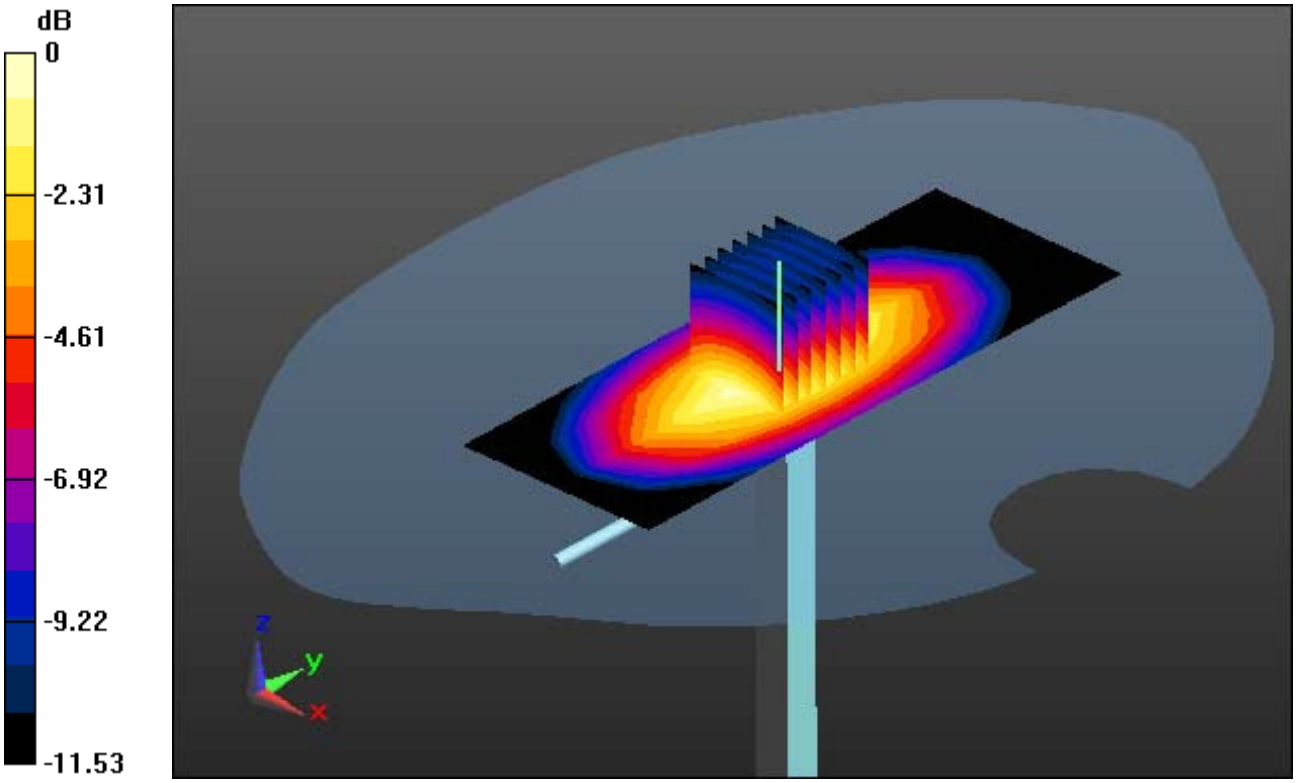


0 dB = 2.62 W/kg

# DT&C Co., Ltd.

## DUT: Dipole 835 MHz; Type: D835V2; Serial: D835V2 - SN:4d159

Communication System: CW (0); Frequency: 835 MHz; Duty Cycle: 1:1
Medium parameters used: f = 835 MHz; $\sigma$ = 0.919 S/m; $\varepsilon_r$ = 43.001; $\rho$ = 1000 kg/m$^3$
Phantom section: Flat Section

**DASY5 Configuration:**
Probe: EX3DV4 - SN3933; ConvF(10.48, 10.48, 10.48); Calibrated: 9/27/2016; Electronics: DAE4 Sn1453
Phantom: SAM-twin right (20deg probe tilt)_2013_09_24; Type: QD000P40CD; Serial: TP:1783
Measurement SW: DASY52, Version 52.8 (8); SEMCAD X Version 14.6.10 (7331)

Test Date: 2017-05-23; Ambient Temp: 22.0; Tissue Temp: 21.7

## 835 MHz System Verification

**Area Scan (5x12x1):** Measurement grid: dx=15mm, dy=15mm
**Zoom Scan (7x7x7)/Cube 0:** Measurement grid: dx=5mm, dy=5mm, dz=5mm
Power Drift = 0.00 dB
Peak SAR (extrapolated) = 3.74 W/kg
**SAR(1 g) = 2.43 W/kg; SAR(10 g) = 1.54 W/kg**

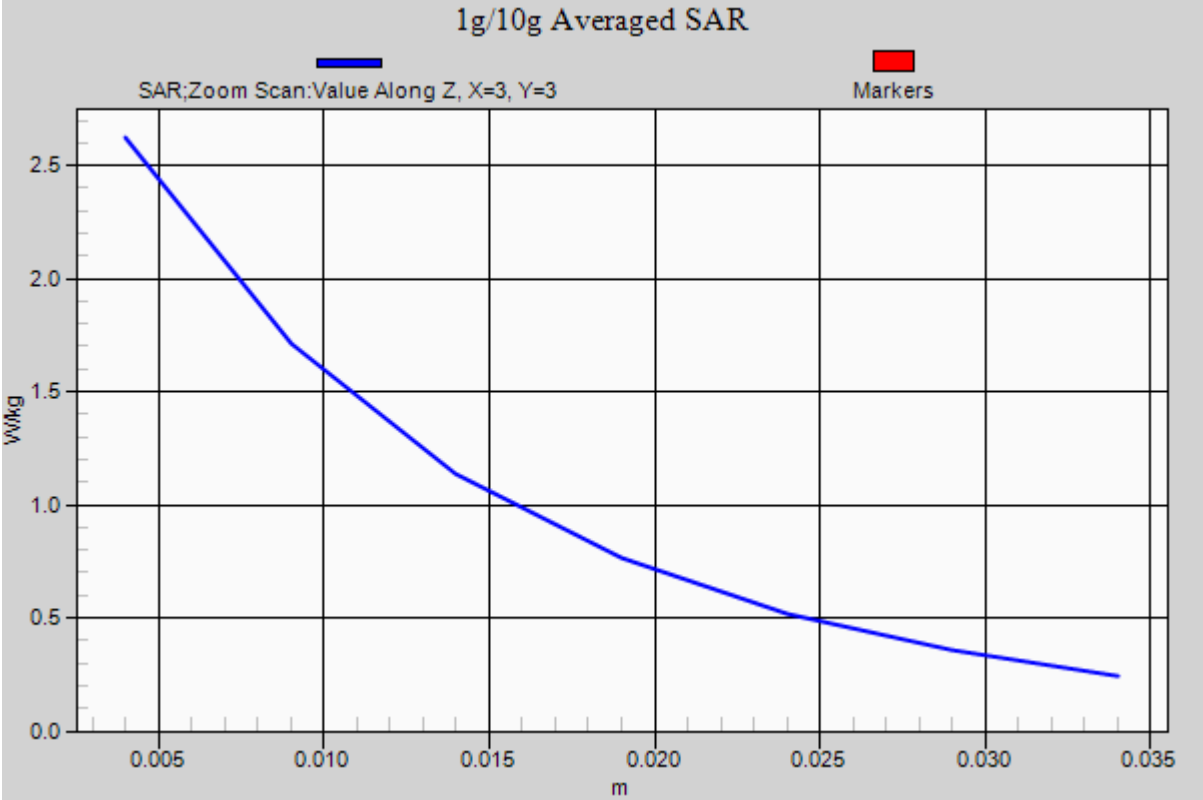

# DT&C Co., Ltd.

## DUT: Dipole 835 MHz; Type: D835V2; Serial: D835V2 - SN:4d159

Communication System: CW (0); Frequency: 835 MHz; Duty Cycle: 1:1
Medium parameters used: f = 835 MHz; $\sigma$ = 1.006 S/m; $\varepsilon_r$ = 57.277; $\rho$ = 1000 kg/m$^3$
Phantom section: Flat Section

**DASY5 Configuration:**
Probe: EX3DV4 - SN3933; ConvF(10.47, 10.47, 10.47); Calibrated: 9/27/2016; Electronics: DAE4 Sn1453
Phantom: SAM-twin right (20deg probe tilt)_2013_09_24; Type: QD000P40CD; Serial: TP:1783
Measurement SW: DASY52, Version 52.8 (8); SEMCAD X Version 14.6.10 (7331)

Test Date: 2017-05-23; Ambient Temp: 22.0; Tissue Temp: 21.9

## 835 MHz System Verification

**Area Scan (5x12x1):** Measurement grid: dx=15mm, dy=15mm
**Zoom Scan (7x7x7)/Cube 0:** Measurement grid: dx=5mm, dy=5mm, dz=5mm
Power Drift = -0.03 dB
Peak SAR (extrapolated) = 3.92 W/kg
**SAR(1 g) = 2.57 W/kg; SAR(10 g) = 1.65 W/kg**

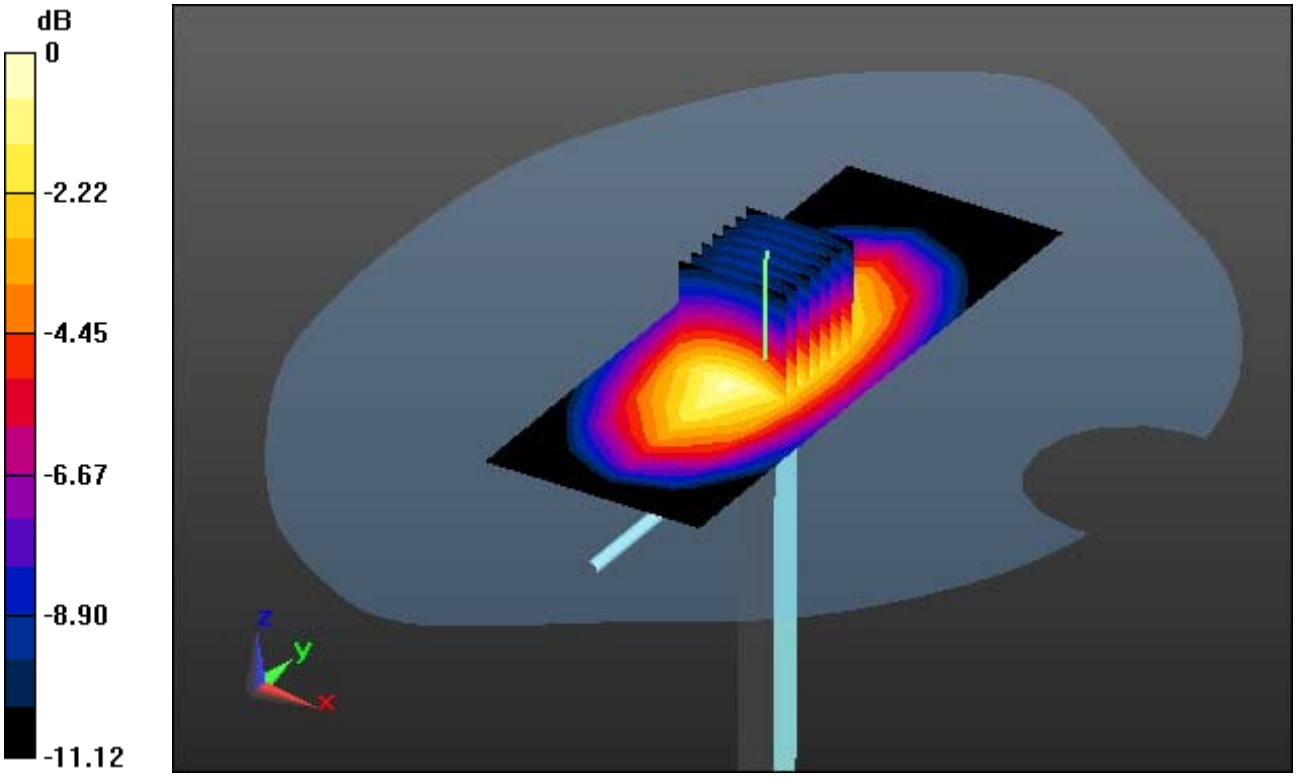


0 dB = 3.15 W/kg

# DT&C Co., Ltd.

## DUT: Dipole 835 MHz; Type: D835V2; Serial: D835V2 - SN:4d159

Communication System: CW (0); Frequency: 835 MHz; Duty Cycle: 1:1
Medium parameters used: f = 835 MHz; $\sigma$ = 1.006 S/m; $\varepsilon_r$ = 57.277; $\rho$ = 1000 kg/m$^3$
Phantom section: Flat Section

**DASY5 Configuration:**
Probe: EX3DV4 - SN3933; ConvF(10.47, 10.47, 10.47); Calibrated: 9/27/2016; Electronics: DAE4 Sn1453
Phantom: SAM-twin right (20deg probe tilt)_2013_09_24; Type: QD000P40CD; Serial: TP:1783
Measurement SW: DASY52, Version 52.8 (8); SEMCAD X Version 14.6.10 (7331)

Test Date: 2017-05-23; Ambient Temp: 22.0; Tissue Temp: 21.9

## 835 MHz System Verification

**Area Scan (5x12x1):** Measurement grid: dx=15mm, dy=15mm
**Zoom Scan (7x7x7)/Cube 0:** Measurement grid: dx=5mm, dy=5mm, dz=5mm
Power Drift = -0.03 dB
Peak SAR (extrapolated) = 3.92 W/kg
**SAR(1 g) = 2.57 W/kg; SAR(10 g) = 1.65 W/kg**

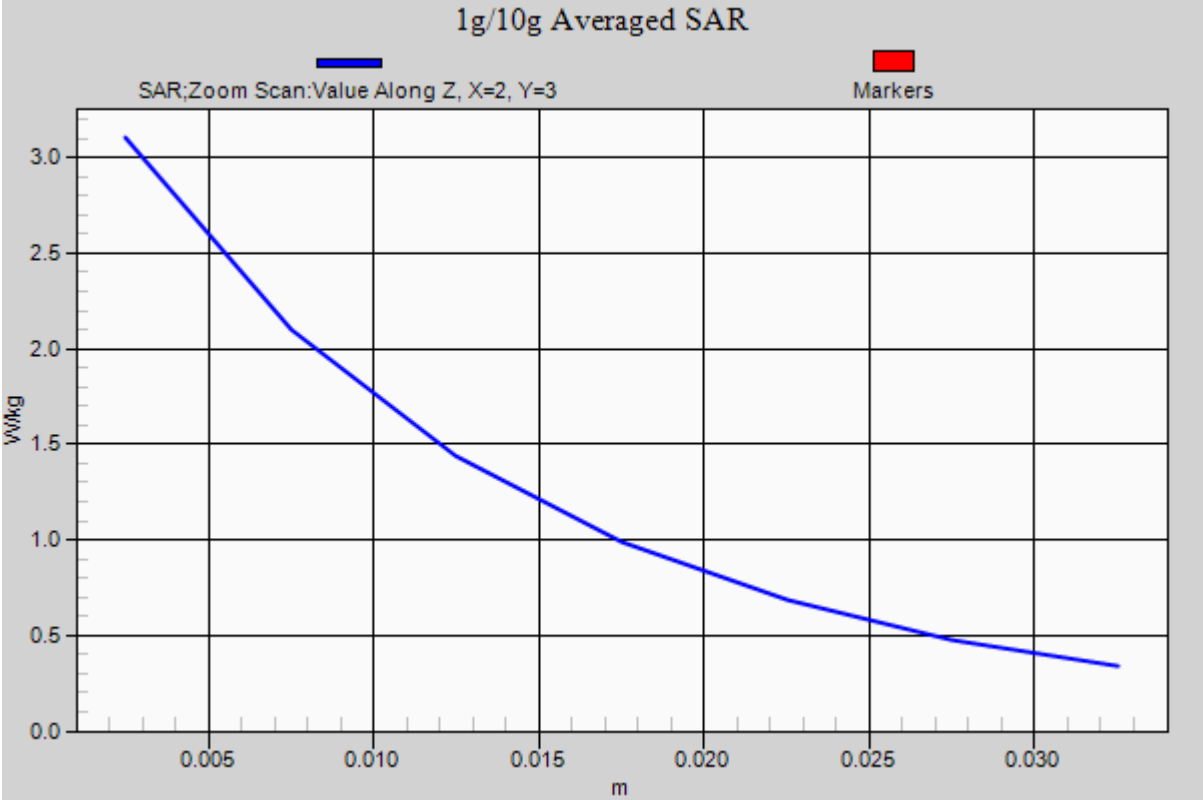

# DT&C Co., Ltd.

## DUT: Dipole 750 MHz; Type: D750V3; Serial: D750V3 - SN:1049

Communication System: CW (0); Frequency: 750 MHz; Duty Cycle: 1:1
Medium parameters used: f = 750 MHz; $\sigma$ = 0.924 S/m; $\varepsilon_r$ = 41.1; $\rho$ = 1000 kg/m$^3$
Phantom section: Flat Section

**DASY5 Configuration:**
Probe: EX3DV4 - SN3933; ConvF(11, 11, 11); Calibrated: 9/27/2016; Electronics: DAE4 Sn1453
Phantom: SAM-twin right (20deg probe tilt)_2013_09_24; Type: QD000P40CD; Serial: TP:1783
Measurement SW: DASY52, Version 52.8 (8); SEMCAD X Version 14.6.10 (7331)

Test Date: 2017-05-24; Ambient Temp: 21.7; Tissue Temp: 21.4

## 750 MHz System Verification

**Area Scan (6x15x1):** Measurement grid: dx=15mm, dy=15mm
**Zoom Scan (7x7x7)/Cube 0:** Measurement grid: dx=5mm, dy=5mm, dz=5mm
Power Drift = 0.02 dB
Peak SAR (extrapolated) = 2.99 W/kg
**SAR(1 g) = 1.99 W/kg; SAR(10 g) = 1.31 W/kg**

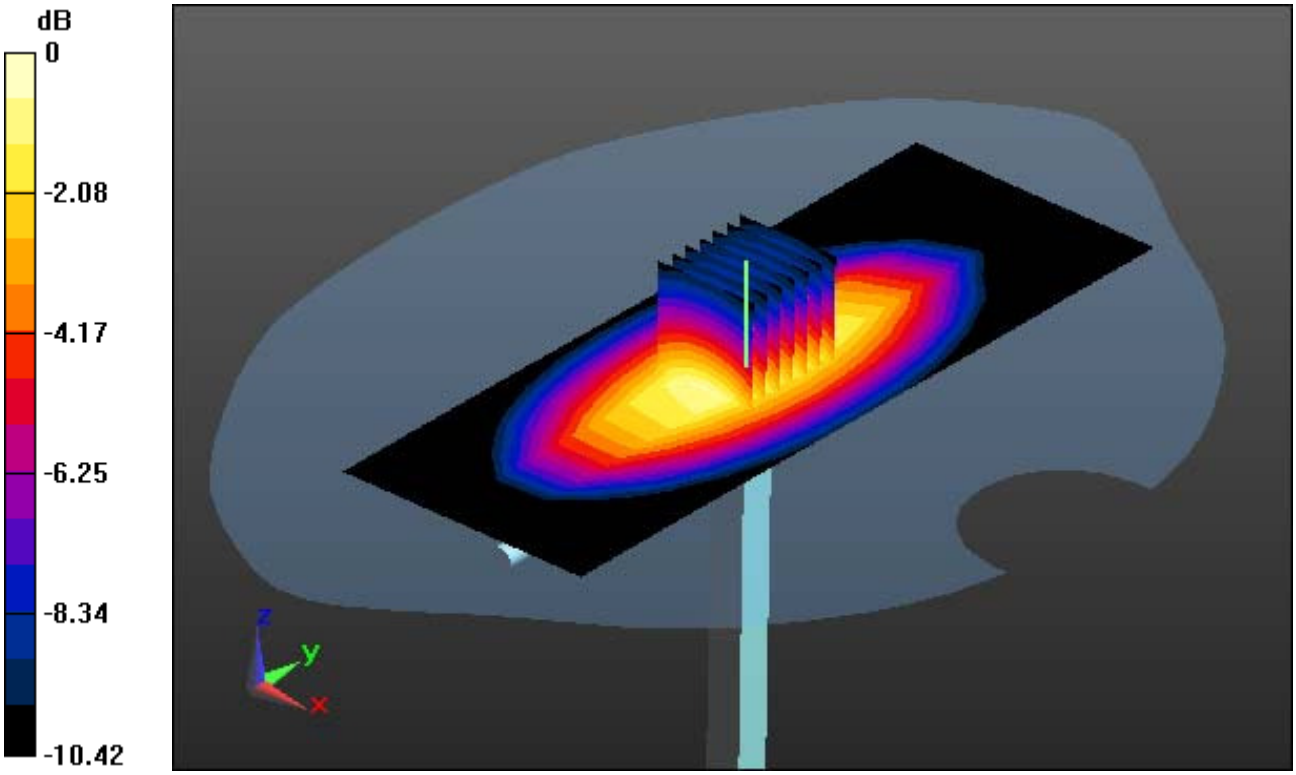


0 dB = 2.53 W/kg

# DT&C Co., Ltd.

## DUT: Dipole 750 MHz; Type: D750V3; Serial: D750V3 - SN:1049

Communication System: CW (0); Frequency: 750 MHz; Duty Cycle: 1:1
Medium parameters used: f = 750 MHz; $\sigma$ = 0.924 S/m; $\varepsilon_r$ = 41.1; $\rho$ = 1000 kg/m$^3$
Phantom section: Flat Section

**DASY5 Configuration:**
Probe: EX3DV4 - SN3933; ConvF(11, 11, 11); Calibrated: 9/27/2016; Electronics: DAE4 Sn1453
Phantom: SAM-twin right (20deg probe tilt)_2013_09_24; Type: QD000P40CD; Serial: TP:1783
Measurement SW: DASY52, Version 52.8 (8); SEMCAD X Version 14.6.10 (7331)

Test Date: 2017-05-24; Ambient Temp: 21.7; Tissue Temp: 21.4

## 750 MHz System Verification

**Area Scan (6x15x1):** Measurement grid: dx=15mm, dy=15mm
**Zoom Scan (7x7x7)/Cube 0:** Measurement grid: dx=5mm, dy=5mm, dz=5mm
Power Drift = 0.02 dB
Peak SAR (extrapolated) = 2.99 W/kg
**SAR(1 g) = 1.99 W/kg; SAR(10 g) = 1.31 W/kg**

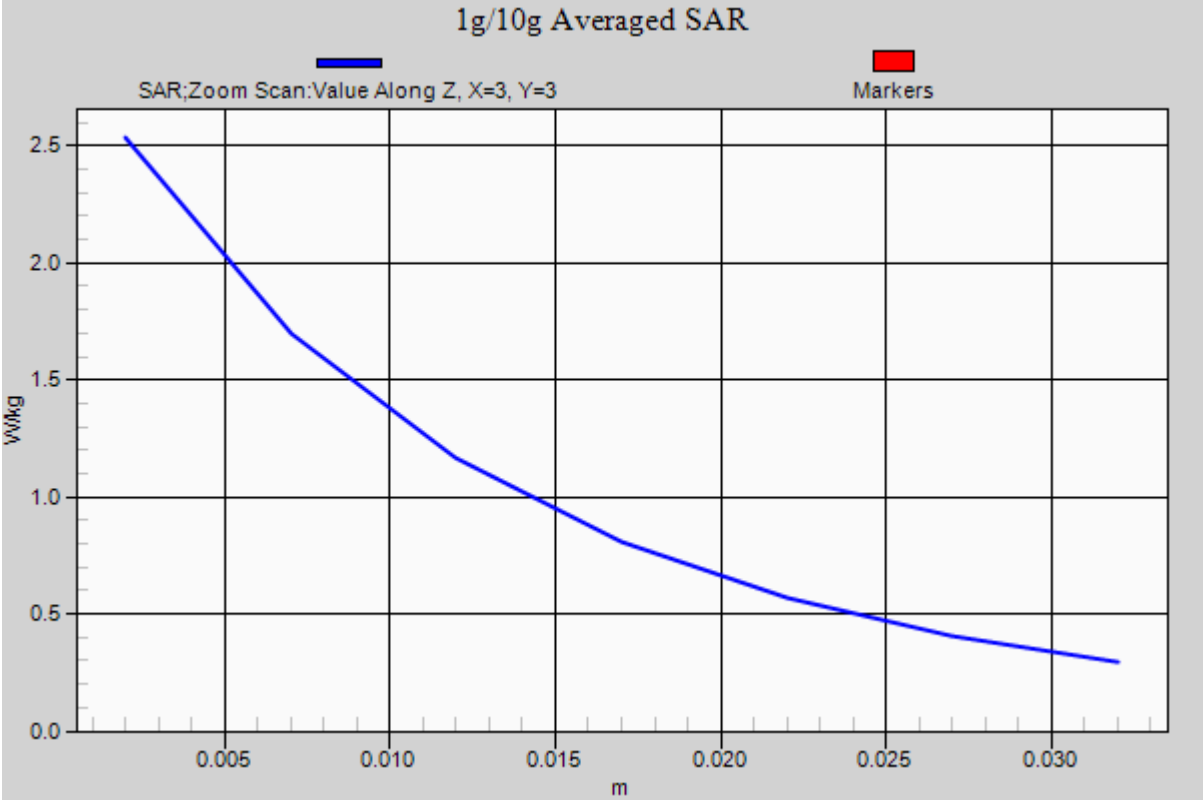

# DT&C Co., Ltd.

## DUT: Dipole 750 MHz; Type: D750V3; Serial: D750V3 - SN:1049

Communication System: CW (0); Frequency: 750 MHz; Duty Cycle: 1:1
Medium parameters used: f = 750 MHz; $\sigma$ = 0.965 S/m; $\varepsilon_r$ = 56.584; $\rho$ = 1000 kg/m$^3$
Phantom section: Flat Section

**DASY5 Configuration:**
Probe: EX3DV4 - SN3933; ConvF(10.82, 10.82, 10.82); Calibrated: 9/27/2016; Electronics: DAE4 Sn1453
Phantom: SAM-twin right (20deg probe tilt)_2013_09_24; Type: QD000P40CD; Serial: TP:1783
Measurement SW: DASY52, Version 52.8 (8); SEMCAD X Version 14.6.10 (7331)

Test Date: 2017-05-24; Ambient Temp: 21.7; Tissue Temp: 21.6

## 750 MHz System Verification

**Area Scan (6x15x1):** Measurement grid: dx=15mm, dy=15mm
**Zoom Scan (7x7x7)/Cube 0:** Measurement grid: dx=5mm, dy=5mm, dz=5mm
Power Drift = -0.05 dB
Peak SAR (extrapolated) = 3.17 W/kg
**SAR(1 g) = 2.11 W/kg; SAR(10 g) = 1.39 W/kg**

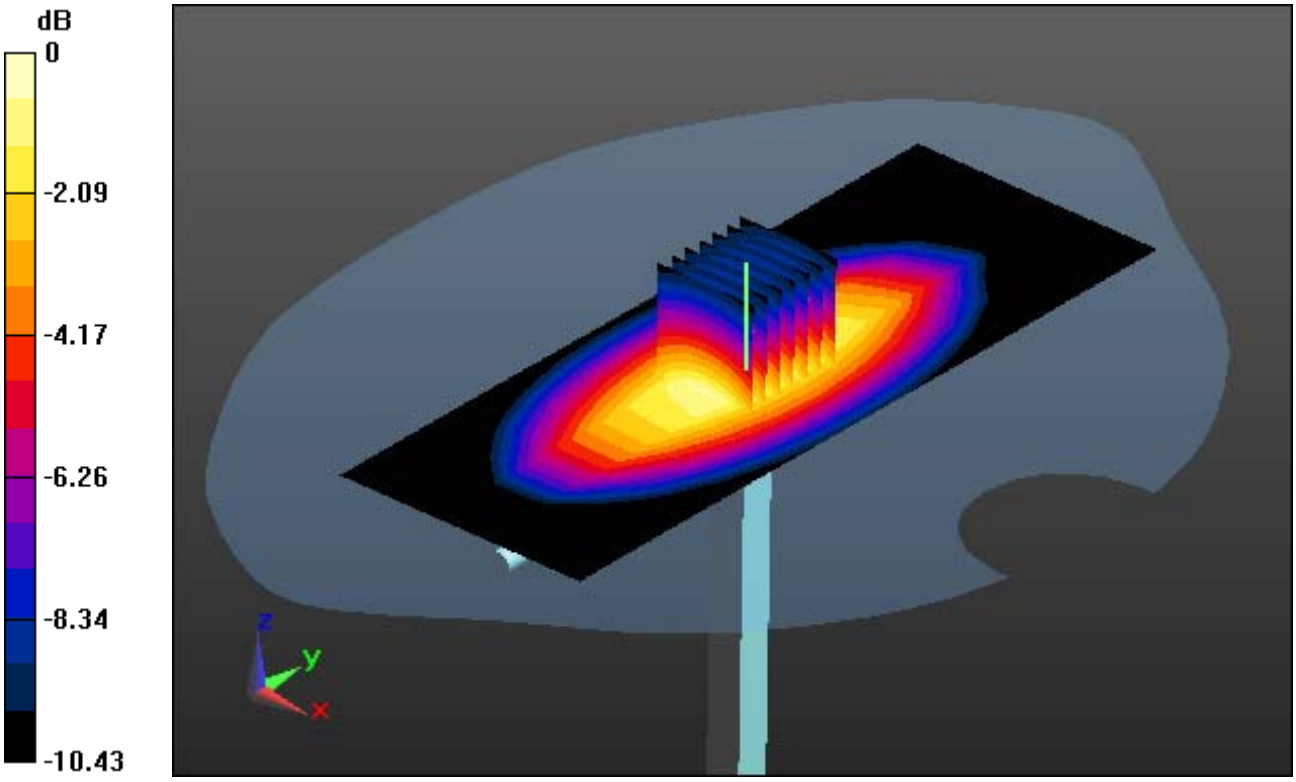


0 dB = 2.69 W/kg

# DT&C Co., Ltd.

## DUT: Dipole 750 MHz; Type: D750V3; Serial: D750V3 - SN:1049

Communication System: CW (0); Frequency: 750 MHz; Duty Cycle: 1:1
Medium parameters used: f = 750 MHz; $\sigma$ = 0.965 S/m; $\varepsilon_r$ = 56.584; $\rho$ = 1000 kg/m$^3$
Phantom section: Flat Section

**DASY5 Configuration:**
Probe: EX3DV4 - SN3933; ConvF(10.82, 10.82, 10.82); Calibrated: 9/27/2016; Electronics: DAE4 Sn1453
Phantom: SAM-twin right (20deg probe tilt)_2013_09_24; Type: QD000P40CD; Serial: TP:1783
Measurement SW: DASY52, Version 52.8 (8); SEMCAD X Version 14.6.10 (7331)

Test Date: 2017-05-24; Ambient Temp: 21.7; Tissue Temp: 21.6

## 750 MHz System Verification

**Area Scan (6x15x1):** Measurement grid: dx=15mm, dy=15mm
**Zoom Scan (7x7x7)/Cube 0:** Measurement grid: dx=5mm, dy=5mm, dz=5mm
Power Drift = -0.05 dB
Peak SAR (extrapolated) = 3.17 W/kg
**SAR(1 g) = 2.11 W/kg; SAR(10 g) = 1.39 W/kg**

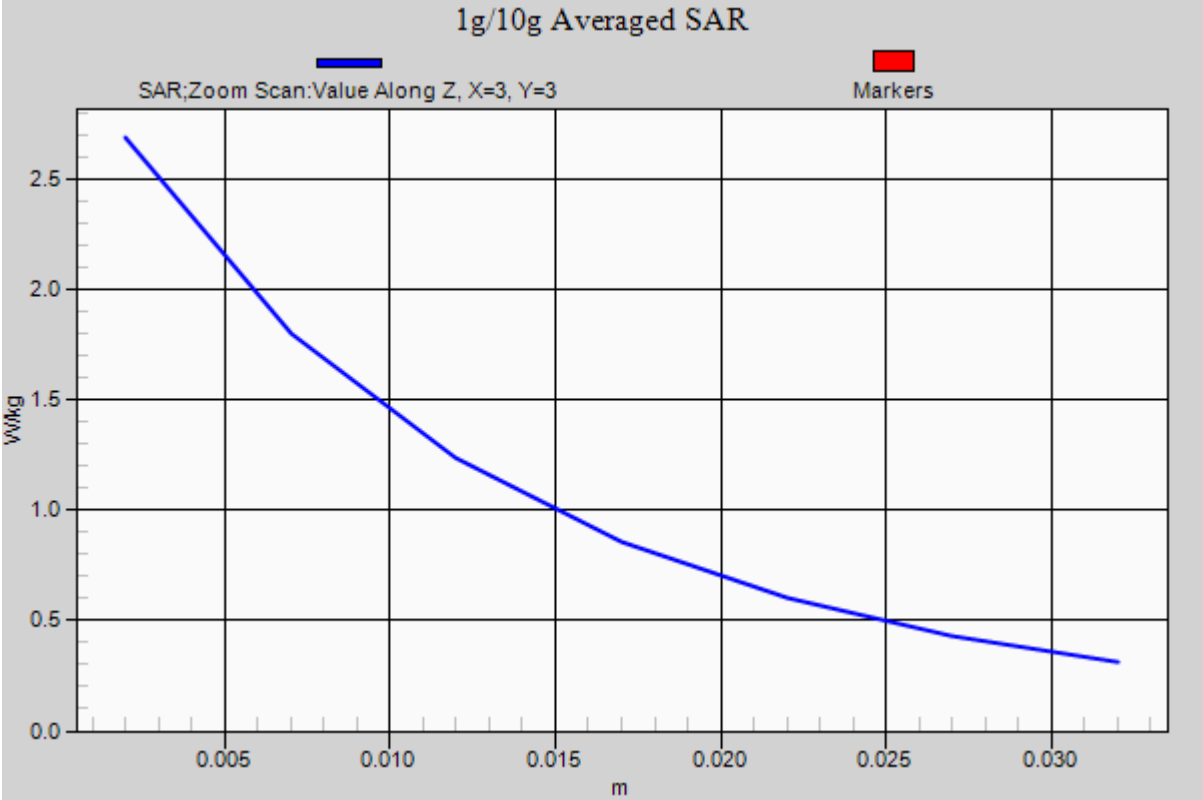

# DT&C Co., Ltd.

## DUT: Dipole 2450 MHz; Type: D2450V2; Serial: D2450V2 - SN:920

Communication System: CW (0); Frequency: 2450 MHz; Duty Cycle: 1:1
Medium parameters used: f = 2450 MHz; $\sigma$ = 1.776 S/m; $\varepsilon_r$ = 40.375; $\rho$ = 1000 kg/m$^3$
Phantom section: Flat Section

**DASY5 Configuration:**
Probe: EX3DV4 - SN3933; ConvF(7.55, 7.55, 7.55); Calibrated: 9/27/2016; Electronics: DAE4 Sn1453
Phantom: SAM-twin middle(20deg probe tilt)_2013_09_24; Type: QD000P40CD; Serial: 1782
Measurement SW: DASY52, Version 52.8 (8); SEMCAD X Version 14.6.10 (7331)

Test Date: 2017-05-25; Ambient Temp: 21.9; Tissue Temp: 21.8

## 2450 MHz System Verification

**Area Scan (7x10x1):** Measurement grid: dx=10mm, dy=10mm
**Zoom Scan (7x7x7)/Cube 0:** Measurement grid: dx=5mm, dy=5mm, dz=5mm
Power Drift = 0.00 dB
Peak SAR (extrapolated) = 26.8 W/kg
**SAR(1 g) = 12.4 W/kg; SAR(10 g) = 5.63 W/kg**

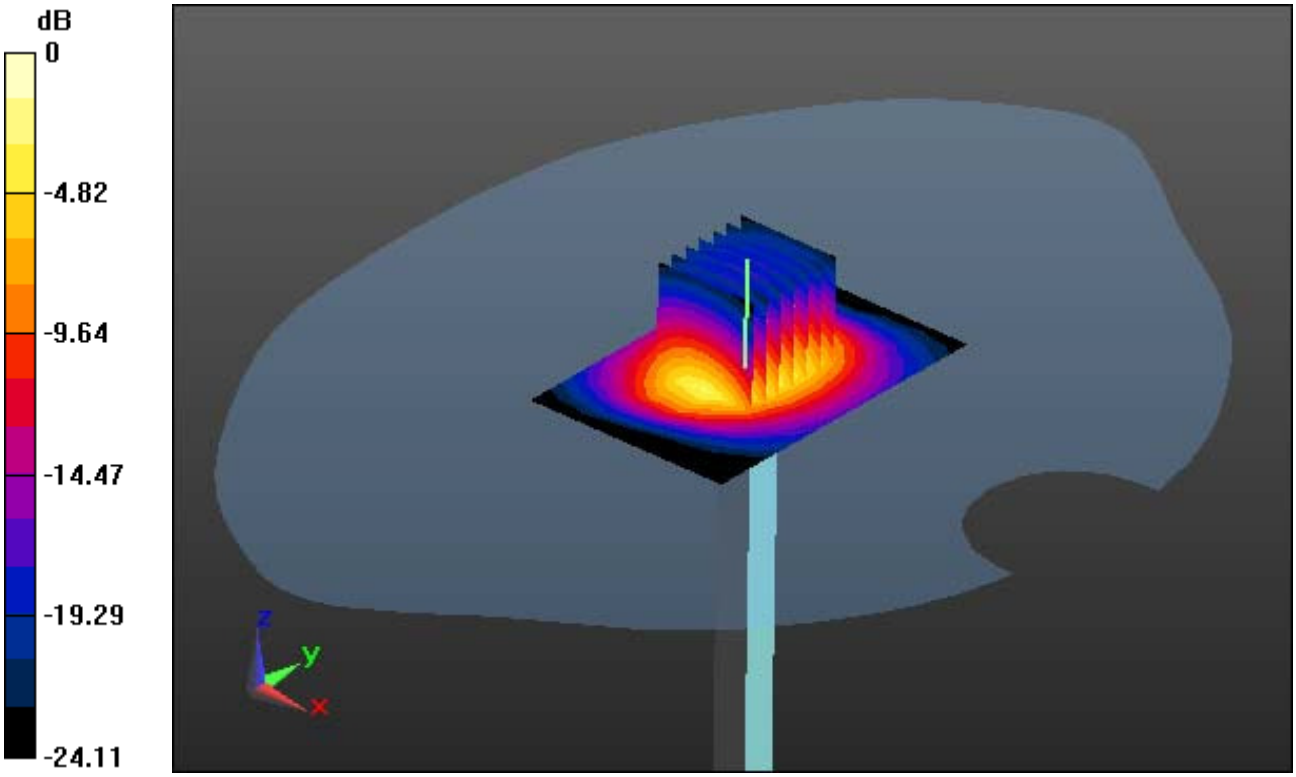


0 dB = 19.3 W/kg

# DT&C Co., Ltd.

## DUT: Dipole 2450 MHz; Type: D2450V2; Serial: D2450V2 - SN:920

Communication System: CW (0); Frequency: 2450 MHz; Duty Cycle: 1:1
Medium parameters used: f = 2450 MHz; $\sigma$ = 1.776 S/m; $\varepsilon_r$ = 40.375; $\rho$ = 1000 kg/m$^3$
Phantom section: Flat Section

**DASY5 Configuration:**
Probe: EX3DV4 - SN3933; ConvF(7.55, 7.55, 7.55); Calibrated: 9/27/2016; Electronics: DAE4 Sn1453
Phantom: SAM-twin middle(20deg probe tilt)_2013_09_24; Type: QD000P40CD; Serial: 1782
Measurement SW: DASY52, Version 52.8 (8); SEMCAD X Version 14.6.10 (7331)

Test Date: 2017-05-25; Ambient Temp: 21.9; Tissue Temp: 21.8

## 2450 MHz System Verification

**Area Scan (7x10x1):** Measurement grid: dx=10mm, dy=10mm
**Zoom Scan (7x7x7)/Cube 0:** Measurement grid: dx=5mm, dy=5mm, dz=5mm
Power Drift = 0.00 dB
Peak SAR (extrapolated) = 26.8 W/kg
**SAR(1 g) = 12.4 W/kg; SAR(10 g) = 5.63 W/kg**

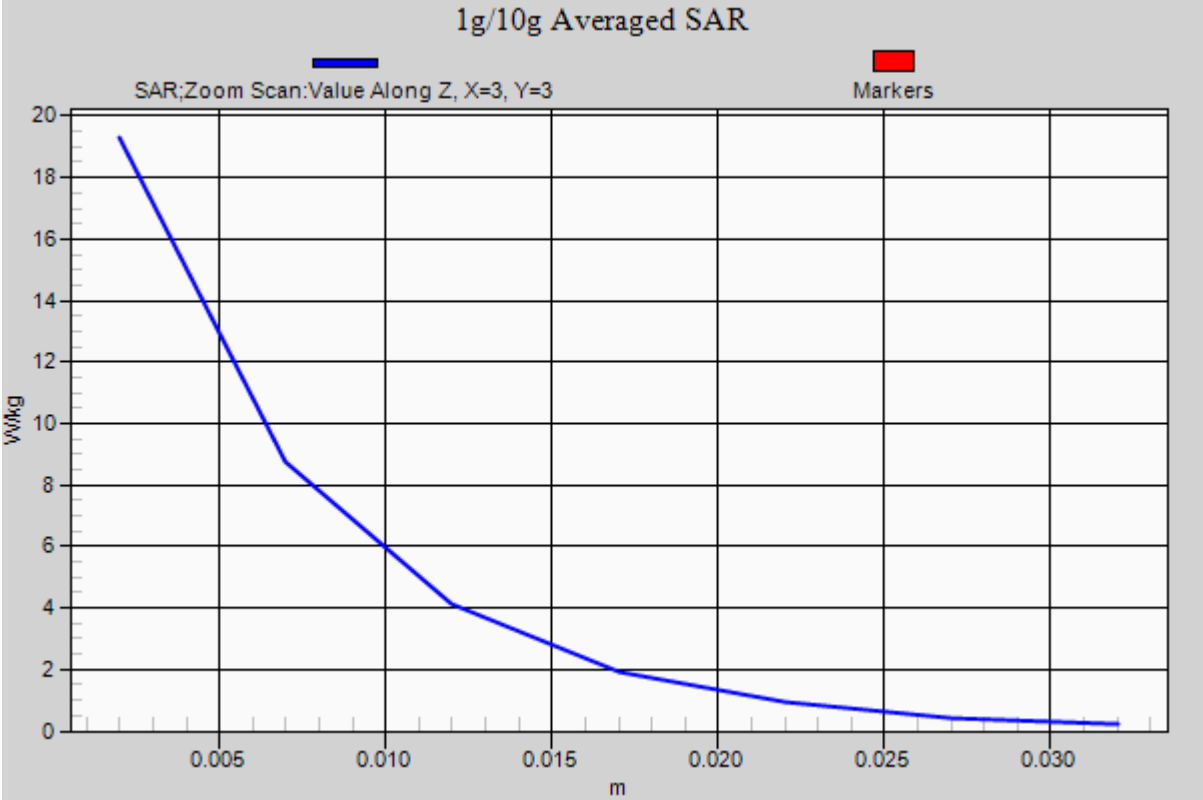

# DT&C Co., Ltd.

## DUT: Dipole 2450 MHz; Type: D2450V2; Serial: D2450V2 - SN:920

Communication System: CW (0); Frequency: 2450 MHz; Duty Cycle: 1:1
Medium parameters used: f = 2450 MHz; $\sigma$ = 1.887 S/m; $\varepsilon_r$ = 53.044; $\rho$ = 1000 kg/m$^3$
Phantom section: Flat Section

**DASY5 Configuration:**
Probe: EX3DV4 - SN3933; ConvF(7.59, 7.59, 7.59); Calibrated: 9/27/2016; Electronics: DAE4 Sn1453
Phantom: SAM-twin middle(20deg probe tilt)_2013_09_24; Type: QD000P40CD; Serial: 1782
Measurement SW: DASY52, Version 52.8 (8); SEMCAD X Version 14.6.10 (7331)

Test Date: 2017-05-25; Ambient Temp: 21.9; Tissue Temp: 21.6

## 2450 MHz System Verification

**Area Scan (7x10x1):** Measurement grid: dx=10mm, dy=10mm
**Zoom Scan (7x7x7)/Cube 0:** Measurement grid: dx=5mm, dy=5mm, dz=5mm
Power Drift = -0.07 dB
Peak SAR (extrapolated) = 28.4 W/kg
**SAR(1 g) = 13.1 W/kg; SAR(10 g) = 5.95 W/kg**

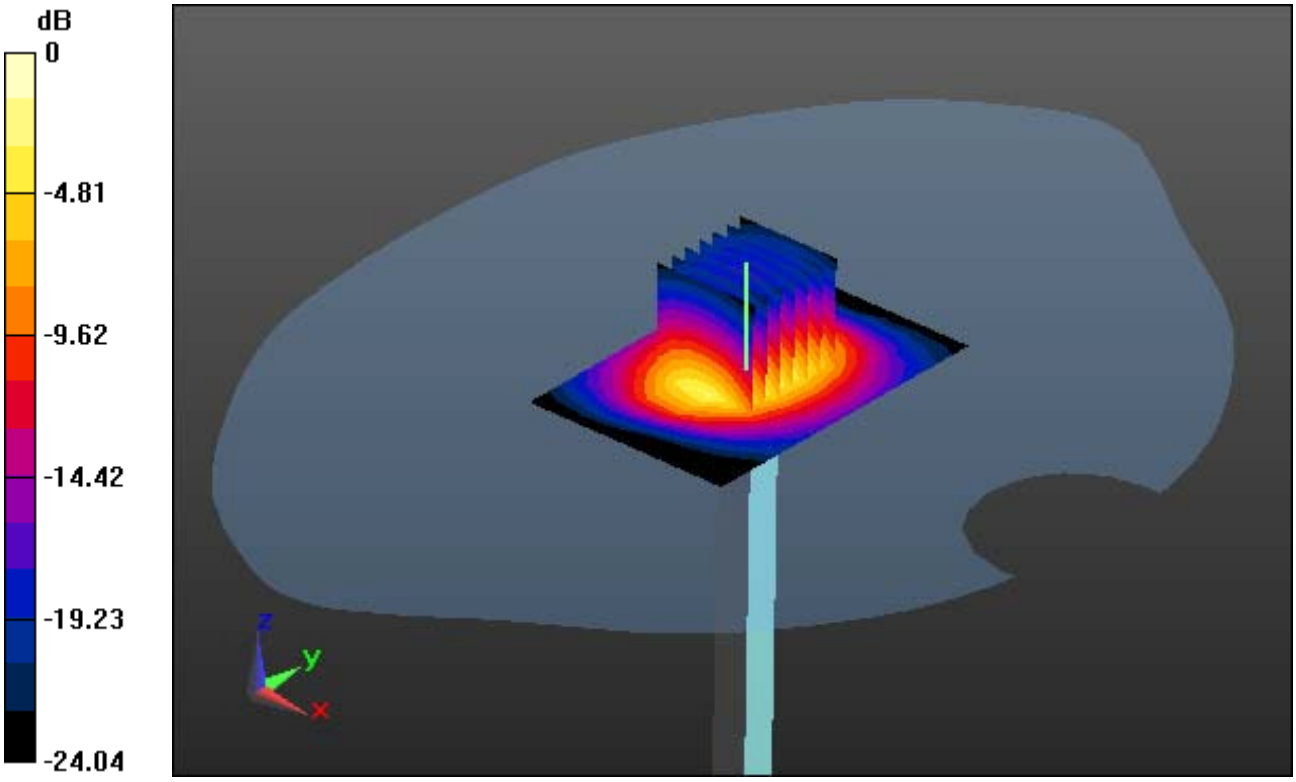


0 dB = 20.4 W/kg

# DT&C Co., Ltd.

## DUT: Dipole 2450 MHz; Type: D2450V2; Serial: D2450V2 - SN:920

Communication System: CW (0); Frequency: 2450 MHz; Duty Cycle: 1:1
Medium parameters used: f = 2450 MHz; $\sigma$ = 1.887 S/m; $\varepsilon_r$ = 53.044; $\rho$ = 1000 kg/m$^3$
Phantom section: Flat Section

**DASY5 Configuration:**
Probe: EX3DV4 - SN3933; ConvF(7.59, 7.59, 7.59); Calibrated: 9/27/2016; Electronics: DAE4 Sn1453
Phantom: SAM-twin middle(20deg probe tilt)_2013_09_24; Type: QD000P40CD; Serial: 1782
Measurement SW: DASY52, Version 52.8 (8); SEMCAD X Version 14.6.10 (7331)

Test Date: 2017-05-25; Ambient Temp: 21.9; Tissue Temp: 21.6

## 2450 MHz System Verification

**Area Scan (7x10x1):** Measurement grid: dx=10mm, dy=10mm
**Zoom Scan (7x7x7)/Cube 0:** Measurement grid: dx=5mm, dy=5mm, dz=5mm
Power Drift = -0.07 dB
Peak SAR (extrapolated) = 28.4 W/kg
**SAR(1 g) = 13.1 W/kg; SAR(10 g) = 5.95 W/kg**

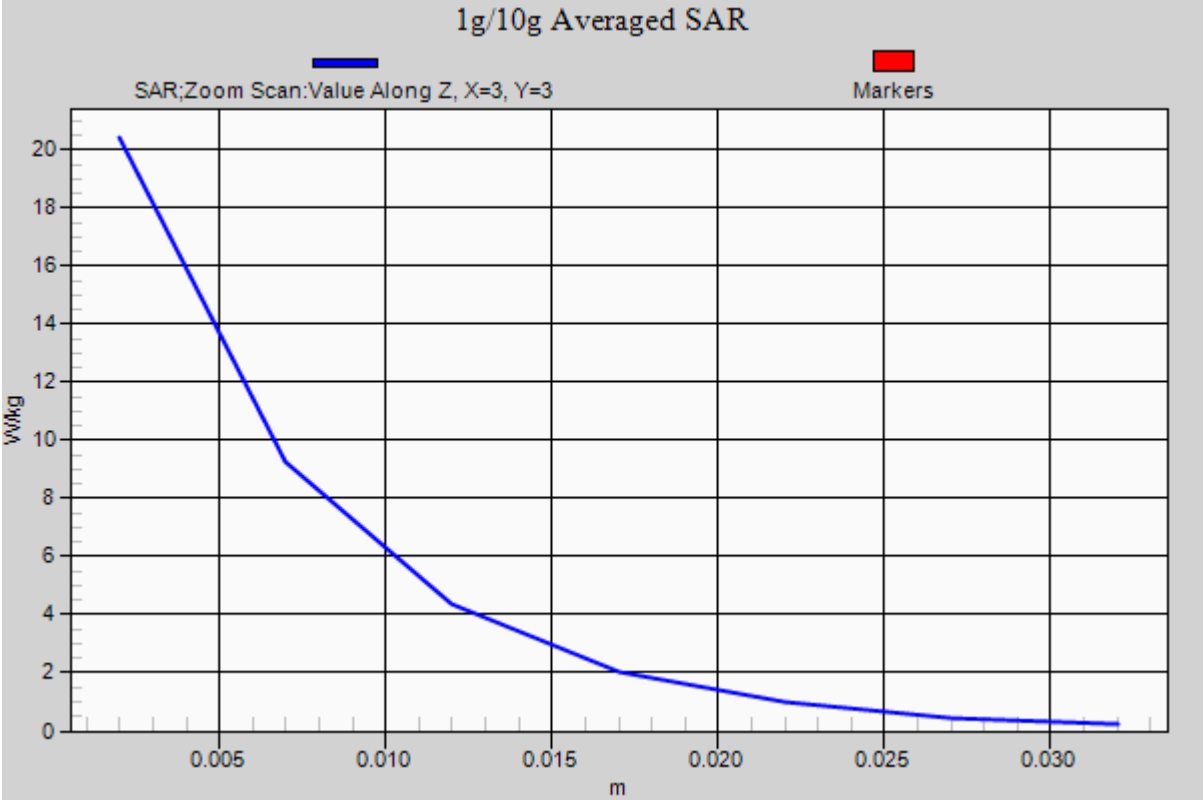

# DT&C Co., Ltd.

## DUT: Dipole 5000 MHz; Type: D5GHzV2; Serial: D5GHzV2 - SN:1103

Communication System: CW (0); Frequency: 5300 MHz; Duty Cycle: 1:1
Medium parameters used: f = 5300 MHz; $\sigma$ = 4.647 S/m; $\varepsilon_r$ = 35.629; $\rho$ = 1000 kg/m$^3$
Phantom section: Flat Section

**DASY5 Configuration:**
Probe: EX3DV4 - SN3933; ConvF(5.11, 5.11, 5.11); Calibrated: 9/27/2016; Electronics: DAE4 Sn1453
Phantom: SAM-twin middle(20deg probe tilt)_2013_09_24; Type: QD000P40CD; Serial: 1782
Measurement SW: DASY52, Version 52.8 (8); SEMCAD X Version 14.6.10 (7331)

Test Date: 2017-06-05; Ambient Temp: 22.1; Tissue Temp: 21.9

## 5300 MHz System Verification

**Area Scan (7x8x1):** Measurement grid: dx=10mm, dy=10mm
**Zoom Scan (7x7x12)/Cube 0:** Measurement grid: dx=4mm, dy=4mm, dz=2mm
Power Drift = 0.03 dB
Peak SAR (extrapolated) = 33.0 W/kg
**SAR(1 g) = 7.74 W/kg; SAR(10 g) = 2.2 W/kg**

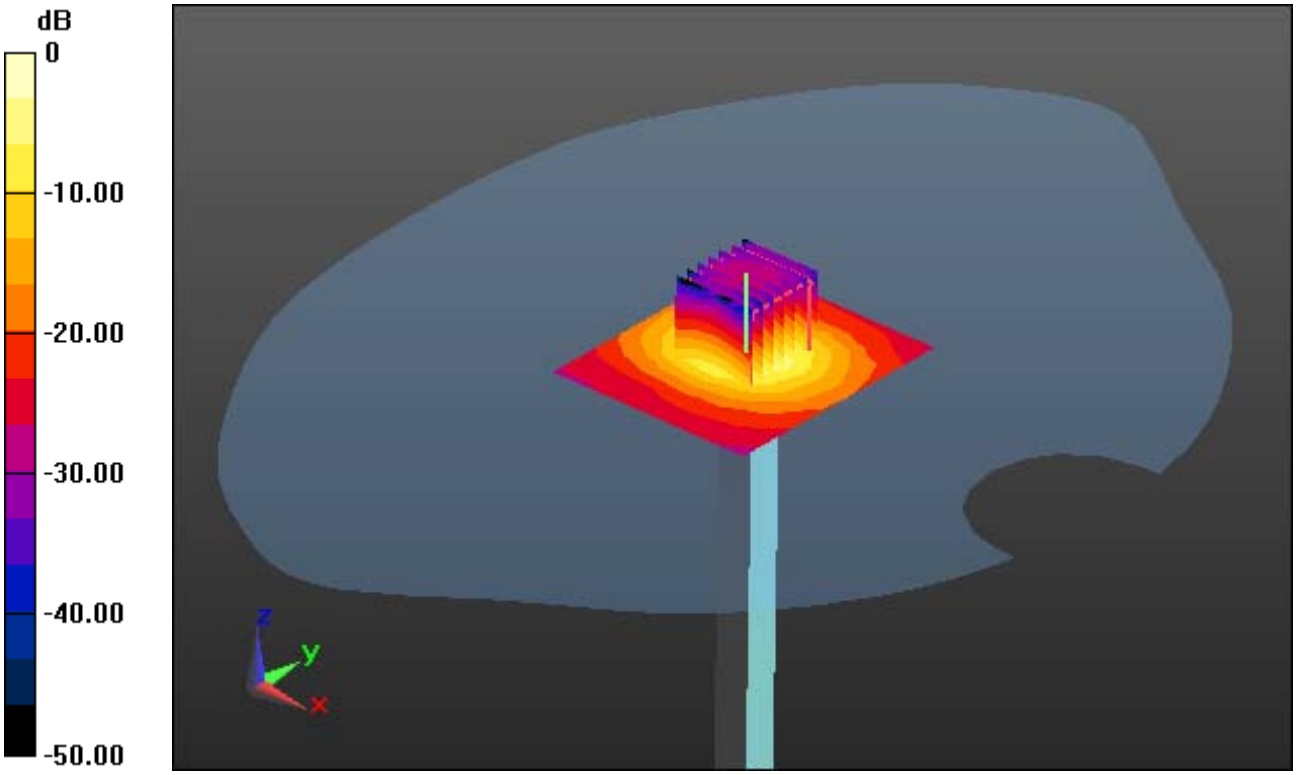


0 dB = 16.3 W/kg

# DT&C Co., Ltd.

## DUT: Dipole 5000 MHz; Type: D5GHzV2; Serial: D5GHzV2 - SN:1103

Communication System: CW (0); Frequency: 5300 MHz; Duty Cycle: 1:1
Medium parameters used: f = 5300 MHz; $\sigma$ = 4.647 S/m; $\varepsilon_r$ = 35.629; $\rho$ = 1000 kg/m$^3$
Phantom section: Flat Section

**DASY5 Configuration:**
Probe: EX3DV4 - SN3933; ConvF(5.11, 5.11, 5.11); Calibrated: 9/27/2016; Electronics: DAE4 Sn1453
Phantom: SAM-twin middle(20deg probe tilt)_2013_09_24; Type: QD000P40CD; Serial: 1782
Measurement SW: DASY52, Version 52.8 (8); SEMCAD X Version 14.6.10 (7331)

Test Date: 2017-06-05; Ambient Temp: 22.1; Tissue Temp: 21.9

## 5300 MHz System Verification

**Area Scan (7x8x1):** Measurement grid: dx=10mm, dy=10mm
**Zoom Scan (7x7x12)/Cube 0:** Measurement grid: dx=4mm, dy=4mm, dz=2mm
Power Drift = 0.03 dB
Peak SAR (extrapolated) = 33.0 W/kg
**SAR(1 g) = 7.74 W/kg; SAR(10 g) = 2.2 W/kg**

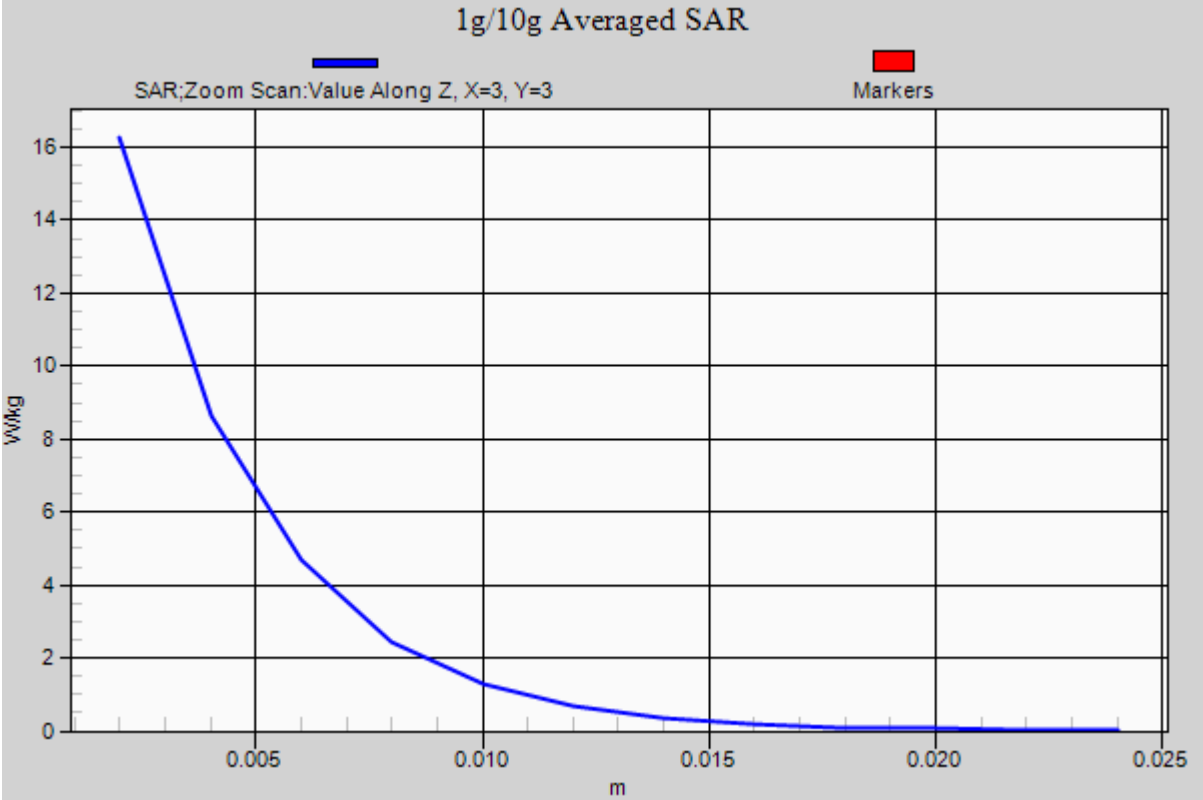

# DT&C Co., Ltd.

## DUT: Dipole 5000 MHz; Type: D5GHzV2; Serial: D5GHzV2 - SN:1103

Communication System: CW (0); Frequency: 5300 MHz; Duty Cycle: 1:1
Medium parameters used: f = 5300 MHz; $\sigma$ = 5.463 S/m; $\varepsilon_r$ = 47.955; $\rho$ = 1000 kg/m$^3$
Phantom section: Flat Section

**DASY5 Configuration:**
Probe: EX3DV4 - SN3933; ConvF(4.49, 4.49, 4.49); Calibrated: 9/27/2016; Electronics: DAE4 Sn1453
Phantom: SAM-twin middle(20deg probe tilt)_2013_09_24; Type: QD000P40CD; Serial: 1782
Measurement SW: DASY52, Version 52.8 (8); SEMCAD X Version 14.6.10 (7331)

Test Date: 2017-06-05; Ambient Temp: 22.1; Tissue Temp: 21.7

## 5300 MHz System Verification

**Area Scan (7x8x1):** Measurement grid: dx=10mm, dy=10mm
**Zoom Scan (7x7x12)/Cube 0:** Measurement grid: dx=4mm, dy=4mm, dz=2mm
Power Drift = -0.04 dB
Peak SAR (extrapolated) = 30.1 W/kg
**SAR(1 g) = 7.7 W/kg; SAR(10 g) = 2.2 W/kg**

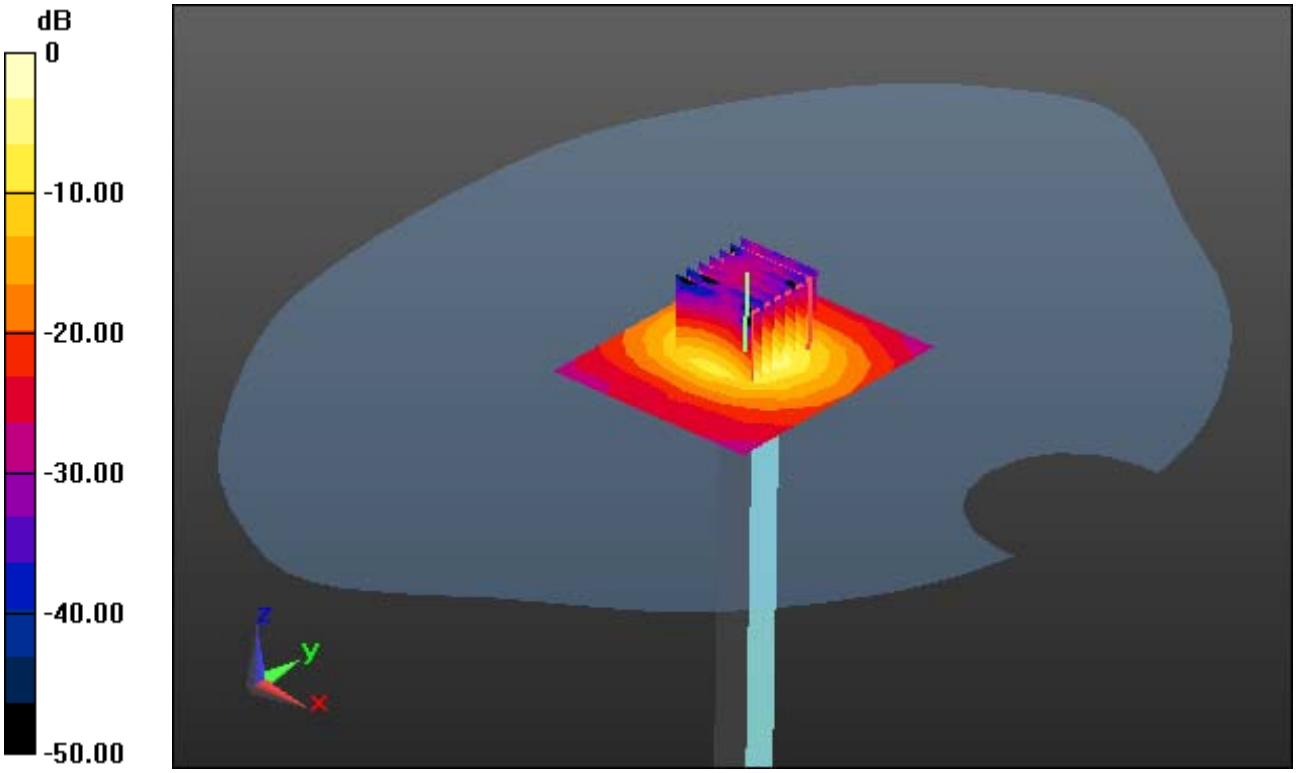


0 dB = 16.1 W/kg

# DT&C Co., Ltd.

**DUT: Dipole 5000 MHz;  Type: D5GHzV2;  Serial: D5GHzV2 - SN:1103**

# DT&C Co., Ltd.

## DUT: Dipole 5000 MHz; Type: D5GHzV2; Serial: D5GHzV2 - SN:1103

Communication System: CW (0); Frequency: 5500 MHz; Duty Cycle: 1:1
Medium parameters used: f = 5500 MHz; $\sigma$ = 4.791 S/m; $\varepsilon_r$ = 35.982; $\rho$ = 1000 kg/m$^3$
Phantom section: Flat Section

**DASY5 Configuration:**
Probe: EX3DV4 - SN3933; ConvF(4.87, 4.87, 4.87); Calibrated: 9/27/2016; Electronics: DAE4 Sn1453
Phantom: SAM-twin middle(20deg probe tilt)_2013_09_24; Type: QD000P40CD; Serial: 1782
Measurement SW: DASY52, Version 52.8 (8); SEMCAD X Version 14.6.10 (7331)

Test Date: 2017-06-01; Ambient Temp: 21.9; Tissue Temp: 21.7

## 5500 MHz System Verification

**Area Scan (7x8x1):** Measurement grid: dx=10mm, dy=10mm
**Zoom Scan (7x7x12)/Cube 0:** Measurement grid: dx=4mm, dy=4mm, dz=2mm
Power Drift = 0.05 dB
Peak SAR (extrapolated) = 32.4 W/kg
**SAR(1 g) = 7.78 W/kg; SAR(10 g) = 2.22 W/kg**

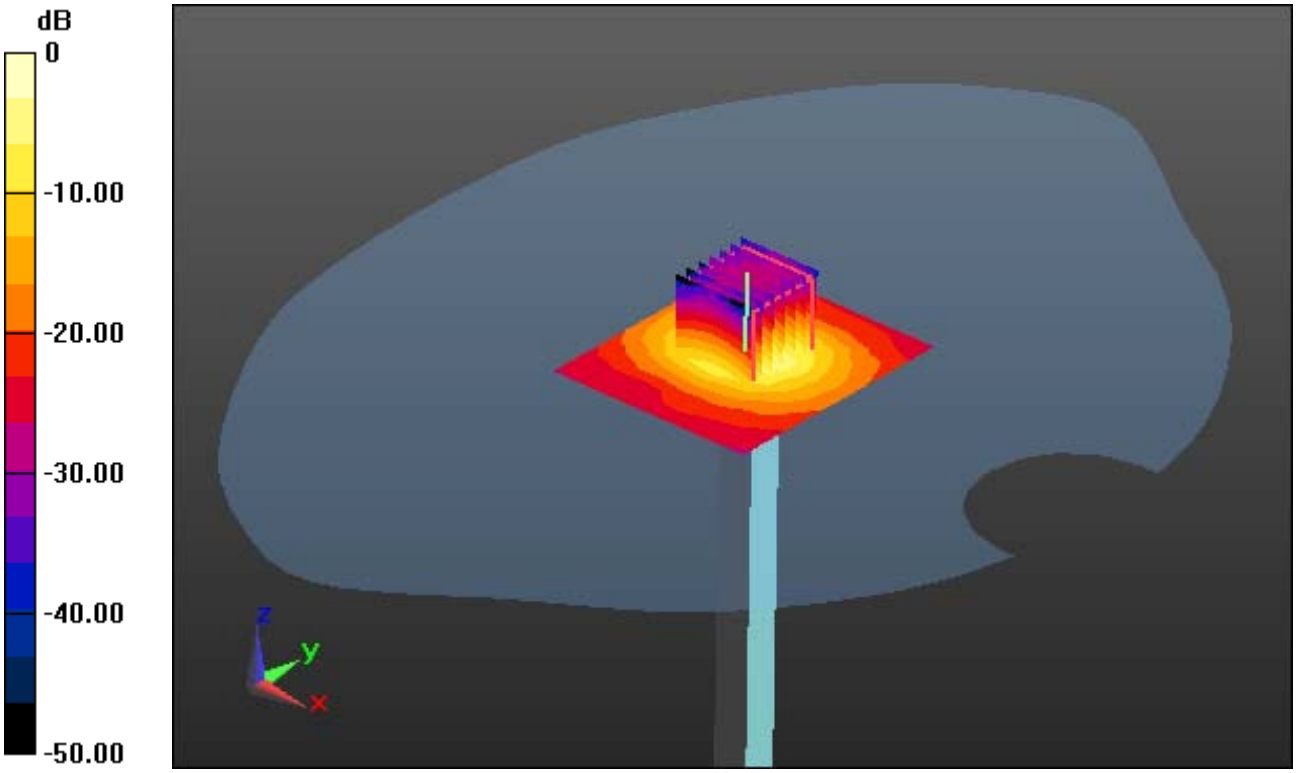


0 dB = 16.3 W/kg

# DT&C Co., Ltd.

## DUT: Dipole 5000 MHz; Type: D5GHzV2; Serial: D5GHzV2 - SN:1103

Communication System: CW (0); Frequency: 5500 MHz; Duty Cycle: 1:1
Medium parameters used: f = 5500 MHz; $\sigma$ = 4.791 S/m; $\varepsilon_r$ = 35.982; $\rho$ = 1000 kg/m$^3$
Phantom section: Flat Section

**DASY5 Configuration:**
Probe: EX3DV4 - SN3933; ConvF(4.87, 4.87, 4.87); Calibrated: 9/27/2016; Electronics: DAE4 Sn1453
Phantom: SAM-twin middle(20deg probe tilt)_2013_09_24; Type: QD000P40CD; Serial: 1782
Measurement SW: DASY52, Version 52.8 (8); SEMCAD X Version 14.6.10 (7331)

Test Date: 2017-06-01; Ambient Temp: 21.9; Tissue Temp: 21.7

## 5500 MHz System Verification

**Area Scan (7x8x1):** Measurement grid: dx=10mm, dy=10mm
**Zoom Scan (7x7x12)/Cube 0:** Measurement grid: dx=4mm, dy=4mm, dz=2mm
Power Drift = 0.05 dB
Peak SAR (extrapolated) = 32.4 W/kg
**SAR(1 g) = 7.78 W/kg; SAR(10 g) = 2.22 W/kg**

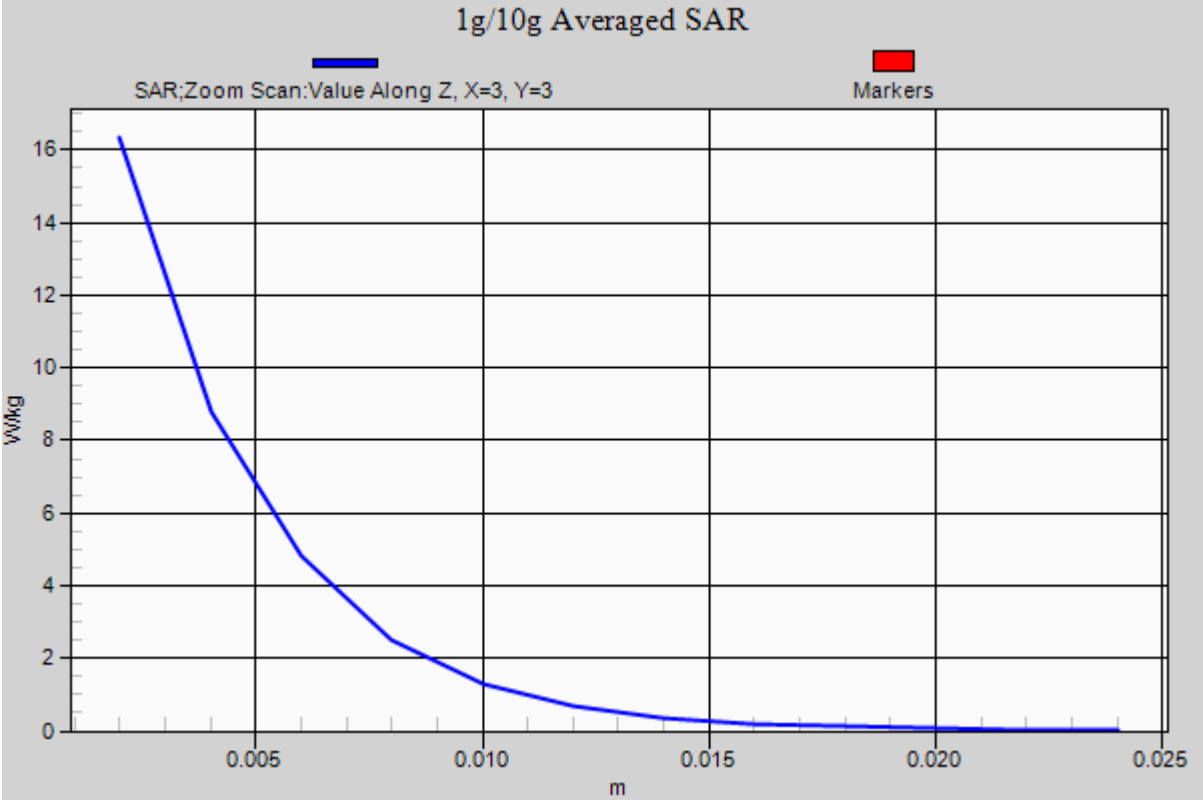

# DT&C Co., Ltd.

## DUT: Dipole 5000 MHz; Type: D5GHzV2; Serial: D5GHzV2 - SN:1103

Communication System: CW (0); Frequency: 5500 MHz; Duty Cycle: 1:1
Medium parameters used: f = 5500 MHz; $\sigma$ = 5.652 S/m; $\varepsilon_r$ = 47.043; $\rho$ = 1000 kg/m$^3$
Phantom section: Flat Section

**DASY5 Configuration:**
Probe: EX3DV4 - SN3933; ConvF(4.03, 4.03, 4.03); Calibrated: 9/27/2016; Electronics: DAE4 Sn1453
Phantom: SAM-twin middle(20deg probe tilt)_2013_09_24; Type: QD000P40CD; Serial: 1782
Measurement SW: DASY52, Version 52.8 (8); SEMCAD X Version 14.6.10 (7331)

Test Date: 2017-06-01; Ambient Temp: 21.9; Tissue Temp: 21.8

## 5500 MHz System Verification

**Area Scan (7x8x1):** Measurement grid: dx=10mm, dy=10mm
**Zoom Scan (7x7x12)/Cube 0:** Measurement grid: dx=4mm, dy=4mm, dz=2mm
Power Drift = -0.09 dB
Peak SAR (extrapolated) = 34.9 W/kg
**SAR(1 g) = 8.17 W/kg; SAR(10 g) = 2.25 W/kg**

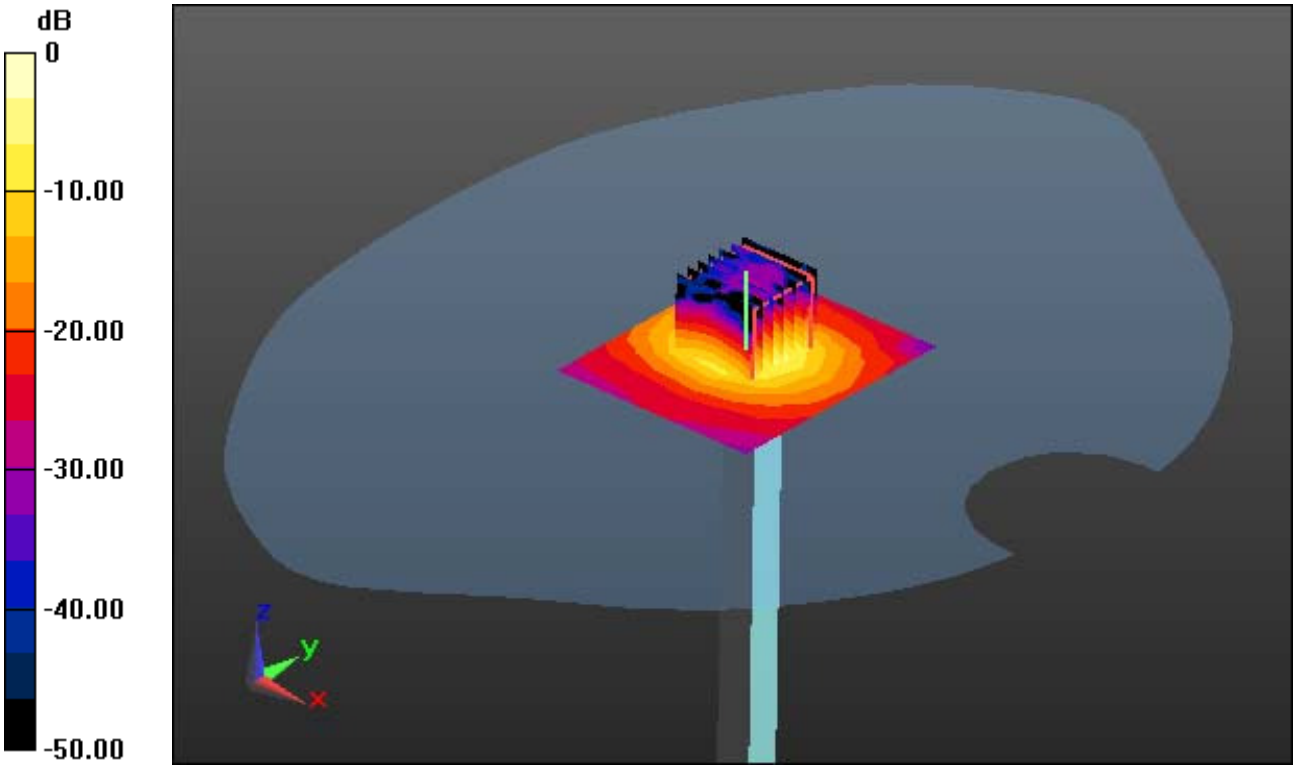


0 dB = 17.3 W/kg

# DT&C Co., Ltd.

## DUT: Dipole 5000 MHz; Type: D5GHzV2; Serial: D5GHzV2 - SN:1103

Communication System: CW (0); Frequency: 5500 MHz; Duty Cycle: 1:1
Medium parameters used: f = 5500 MHz; $\sigma$ = 5.652 S/m; $\varepsilon_r$ = 47.043; $\rho$ = 1000 kg/m$^3$
Phantom section: Flat Section

**DASY5 Configuration:**
Probe: EX3DV4 - SN3933; ConvF(4.03, 4.03, 4.03); Calibrated: 9/27/2016; Electronics: DAE4 Sn1453
Phantom: SAM-twin middle(20deg probe tilt)_2013_09_24; Type: QD000P40CD; Serial: 1782
Measurement SW: DASY52, Version 52.8 (8); SEMCAD X Version 14.6.10 (7331)

Test Date: 2017-06-01; Ambient Temp: 21.9; Tissue Temp: 21.8

## 5500 MHz System Verification

**Area Scan (7x8x1):** Measurement grid: dx=10mm, dy=10mm
**Zoom Scan (7x7x12)/Cube 0:** Measurement grid: dx=4mm, dy=4mm, dz=2mm
Power Drift = -0.09 dB
Peak SAR (extrapolated) = 34.9 W/kg
**SAR(1 g) = 8.17 W/kg; SAR(10 g) = 2.25 W/kg**

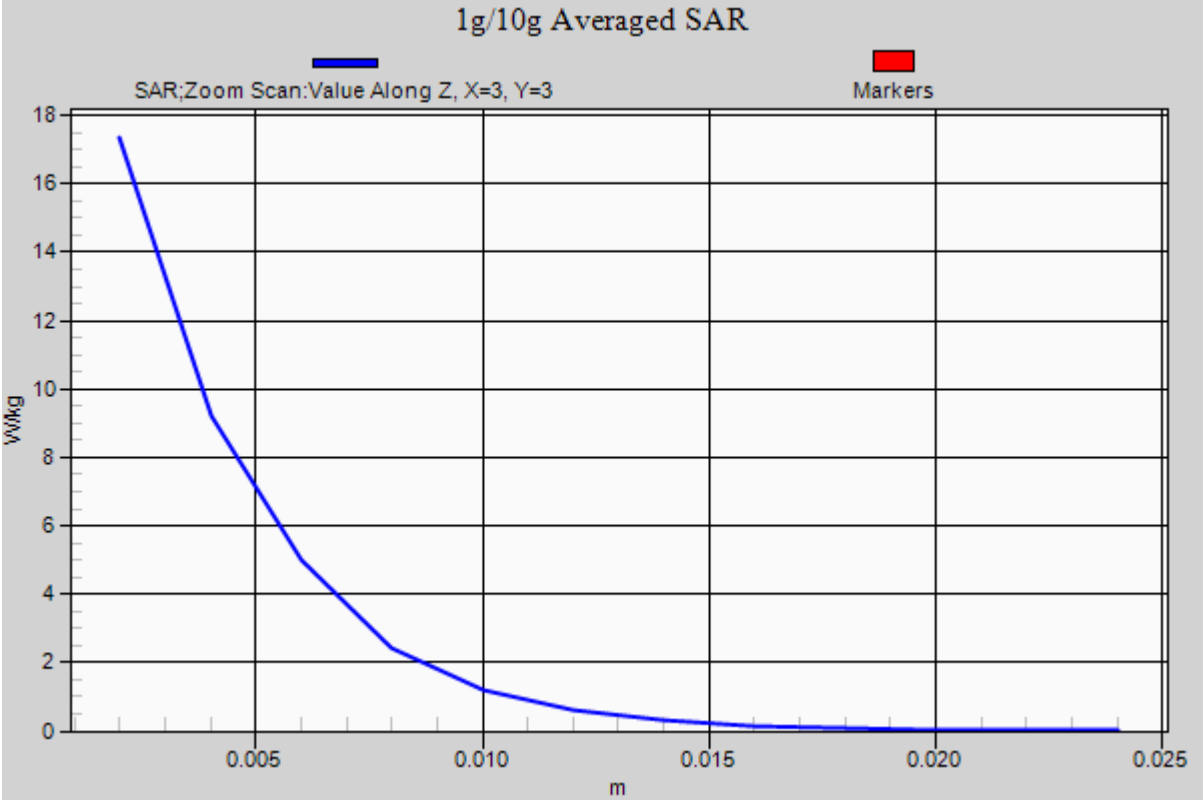

# DT&C Co., Ltd.

## DUT: Dipole 5000 MHz; Type: D5GHzV2; Serial: D5GHzV2 - SN:1103

Communication System: CW (0); Frequency: 5600 MHz; Duty Cycle: 1:1
Medium parameters used: f = 5600 MHz; $\sigma$ = 4.897 S/m; $\varepsilon_r$ = 35.824; $\rho$ = 1000 kg/m$^3$
Phantom section: Flat Section

**DASY5 Configuration:**
Probe: EX3DV4 - SN3933; ConvF(4.6, 4.6, 4.6); Calibrated: 9/27/2016; Electronics: DAE4 Sn1453
Phantom: SAM-twin middle(20deg probe tilt)_2013_09_24; Type: QD000P40CD; Serial: 1782
Measurement SW: DASY52, Version 52.8 (8); SEMCAD X Version 14.6.10 (7331)

Test Date: 2017-06-01; Ambient Temp: 21.9; Tissue Temp: 21.7

## 5600 MHz System Verification

**Area Scan (7x8x1):** Measurement grid: dx=10mm, dy=10mm
**Zoom Scan (7x7x12)/Cube 0:** Measurement grid: dx=4mm, dy=4mm, dz=2mm
Power Drift = 0.05 dB
Peak SAR (extrapolated) = 32.0 W/kg
**SAR(1 g) = 8.1 W/kg; SAR(10 g) = 2.32 W/kg**

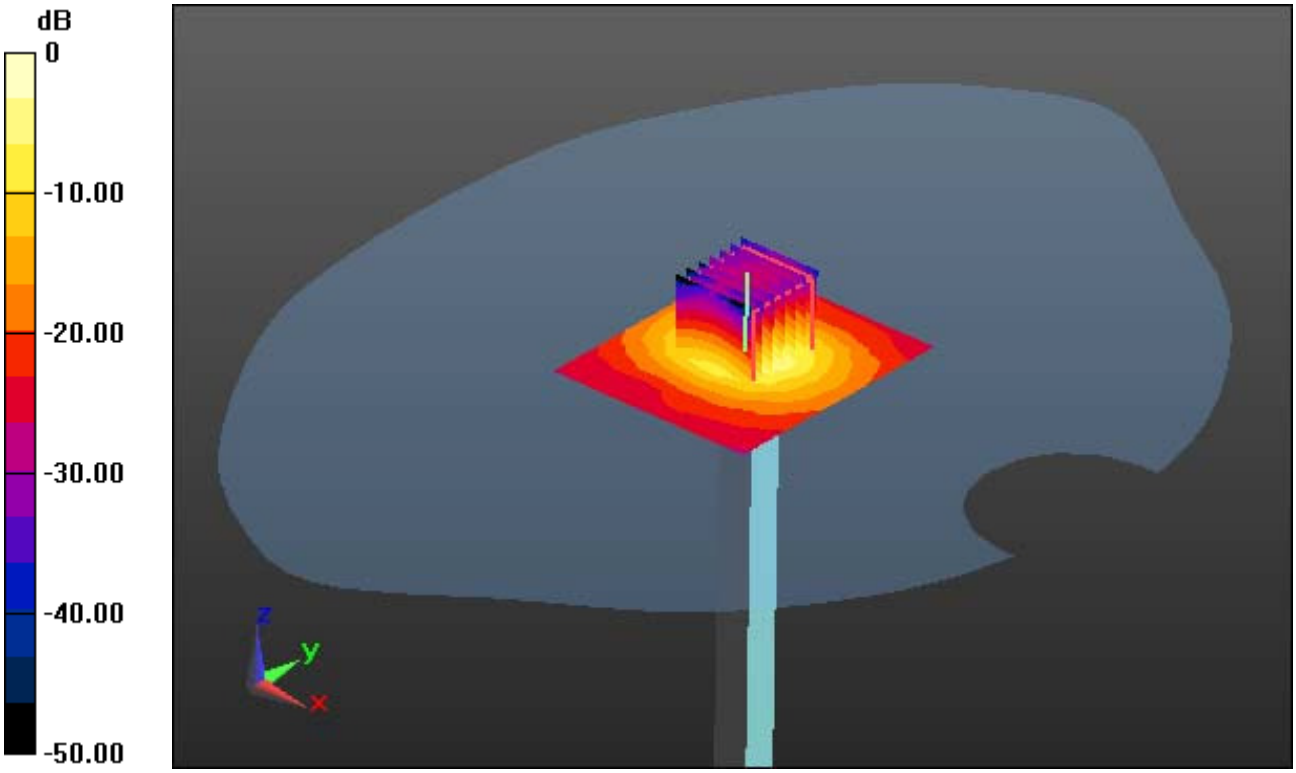


0 dB = 17.0 W/kg

# DT&C Co., Ltd.

## DUT: Dipole 5000 MHz; Type: D5GHzV2; Serial: D5GHzV2 - SN:1103

Communication System: UID 0, CW (0); Frequency: 5600 MHz; Duty Cycle: 1:1
Medium parameters used: f = 5600 MHz; $\sigma$ = 4.897 S/m; $\varepsilon_r$ = 35.824; $\rho$ = 1000 kg/m$^3$
Phantom section: Flat Section

**DASY5 Configuration:**
Probe: EX3DV4 - SN3933; ConvF(4.6, 4.6, 4.6); Calibrated: 9/27/2016; Electronics: DAE4 Sn1453
Phantom: SAM-twin middle(20deg probe tilt)_2013_09_24; Type: QD000P40CD; Serial: 1782
Measurement SW: DASY52, Version 52.8 (8); SEMCAD X Version 14.6.10 (7331)

Test Date: 2017-06-01; Ambient Temp: 21.9; Tissue Temp: 21.7

## 5600 MHz System Verification

**Area Scan (7x8x1):** Measurement grid: dx=10mm, dy=10mm
**Zoom Scan (7x7x12)/Cube 0:** Measurement grid: dx=4mm, dy=4mm, dz=2mm
Power Drift = 0.05 dB
Peak SAR (extrapolated) = 32.0 W/kg
**SAR(1 g) = 8.1 W/kg; SAR(10 g) = 2.32 W/kg**

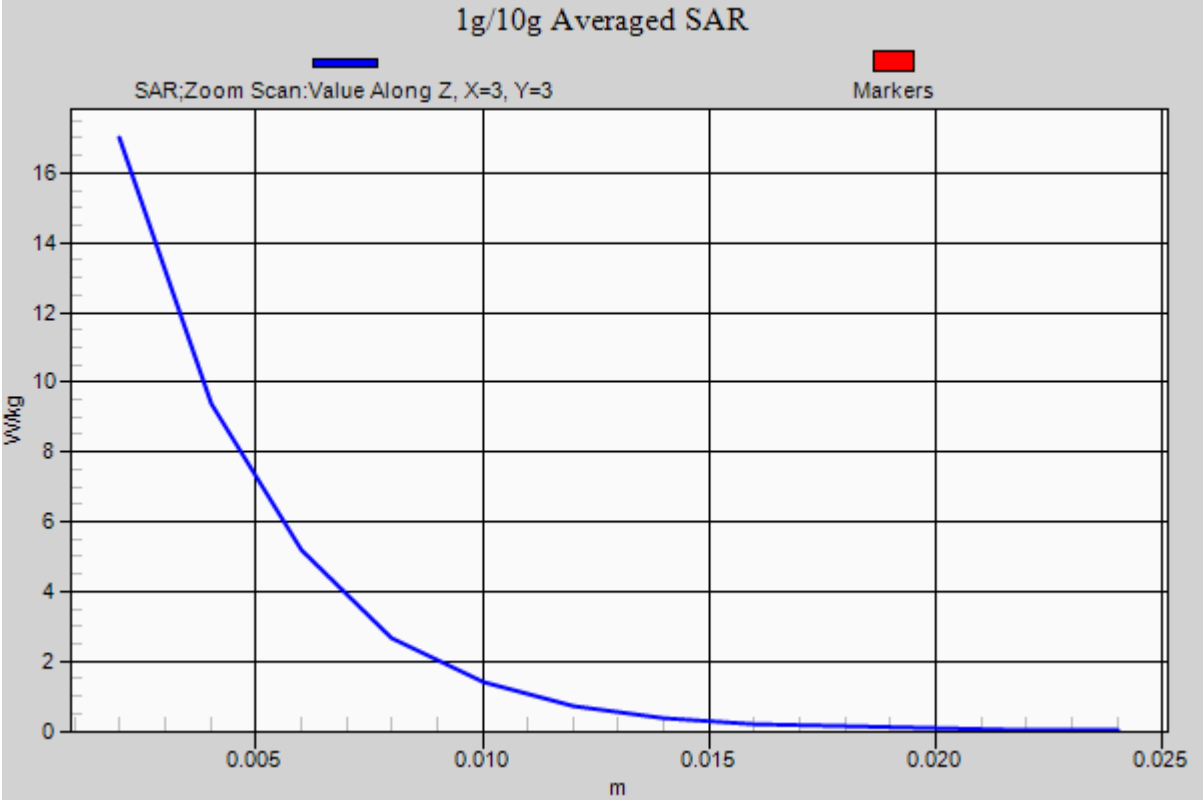

# DT&C Co., Ltd.

## DUT: Dipole 5000 MHz; Type: D5GHzV2; Serial: D5GHzV2 - SN:1103

Communication System: CW (0); Frequency: 5600 MHz; Duty Cycle: 1:1
Medium parameters used: f = 5600 MHz; $\sigma$ = 5.79 S/m; $\varepsilon_r$ = 46.867; $\rho$ = 1000 kg/m$^3$
Phantom section: Flat Section

**DASY5 Configuration:**
Probe: EX3DV4 - SN3933; ConvF(3.8, 3.8, 3.8); Calibrated: 9/27/2016; Electronics: DAE4 Sn1453
Phantom: SAM-twin middle(20deg probe tilt)_2013_09_24; Type: QD000P40CD; Serial: 1782
Measurement SW: DASY52, Version 52.8 (8); SEMCAD X Version 14.6.10 (7331)

Test Date: 2017-06-01; Ambient Temp: 21.9; Tissue Temp: 21.8

## 5600 MHz System Verification

**Area Scan (7x8x1):** Measurement grid: dx=10mm, dy=10mm
**Zoom Scan (7x7x12)/Cube 0:** Measurement grid: dx=4mm, dy=4mm, dz=2mm
Power Drift = -0.02 dB
Peak SAR (extrapolated) = 32.1 W/kg
**SAR(1 g) = 7.84 W/kg; SAR(10 g) = 2.16 W/kg**

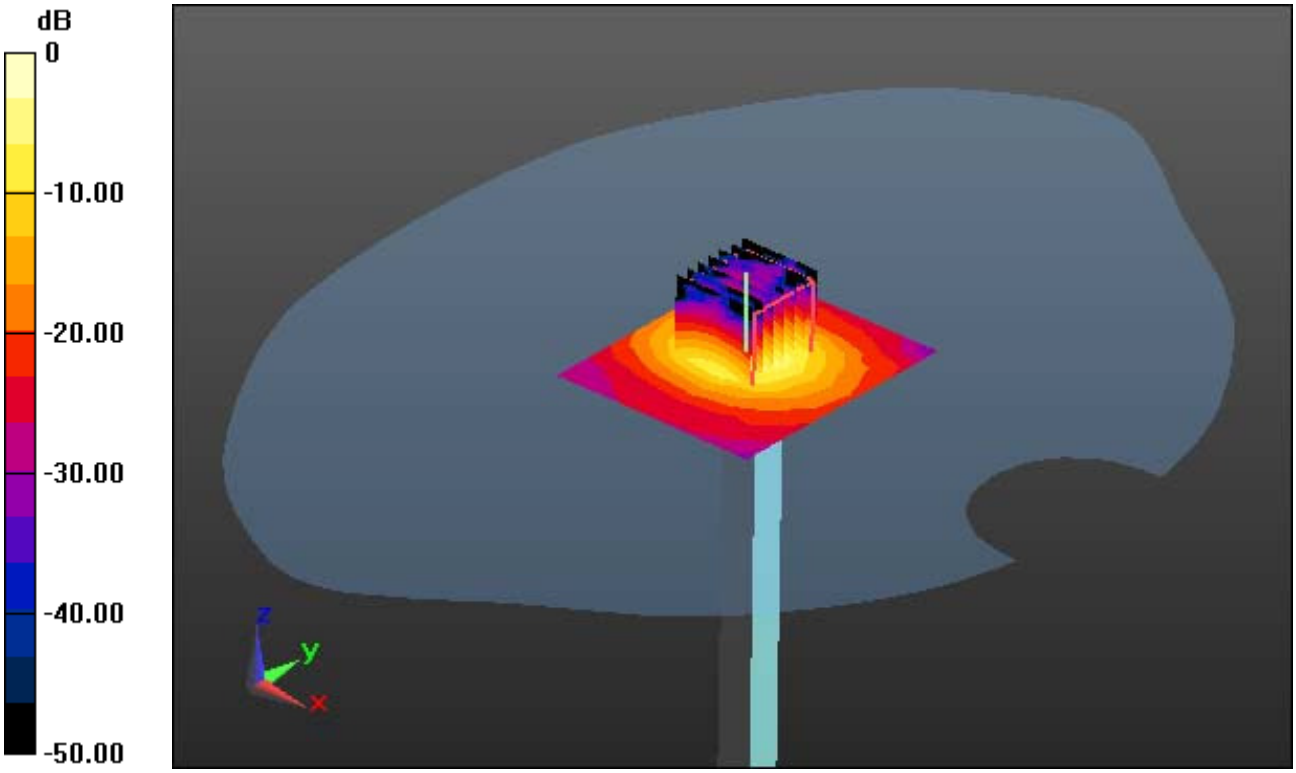


0 dB = 16.6 W/kg

# DT&C Co., Ltd.

## DUT: Dipole 5000 MHz; Type: D5GHzV2; Serial: D5GHzV2 - SN:1103

Communication System: CW (0); Frequency: 5600 MHz; Duty Cycle: 1:1
Medium parameters used: f = 5600 MHz; $\sigma$ = 5.79 S/m; $\varepsilon_r$ = 46.867; $\rho$ = 1000 kg/m$^3$
Phantom section: Flat Section

**DASY5 Configuration:**
Probe: EX3DV4 - SN3933; ConvF(3.8, 3.8, 3.8); Calibrated: 9/27/2016; Electronics: DAE4 Sn1453
Phantom: SAM-twin middle(20deg probe tilt)_2013_09_24; Type: QD000P40CD; Serial: 1782
Measurement SW: DASY52, Version 52.8 (8); SEMCAD X Version 14.6.10 (7331)

Test Date: 2017-06-01; Ambient Temp: 21.9; Tissue Temp: 21.8

## 5600 MHz System Verification

**Area Scan (7x8x1):** Measurement grid: dx=10mm, dy=10mm
**Zoom Scan (7x7x12)/Cube 0:** Measurement grid: dx=4mm, dy=4mm, dz=2mm
Power Drift = -0.02 dB
Peak SAR (extrapolated) = 32.1 W/kg
**SAR(1 g) = 7.84 W/kg; SAR(10 g) = 2.16 W/kg**

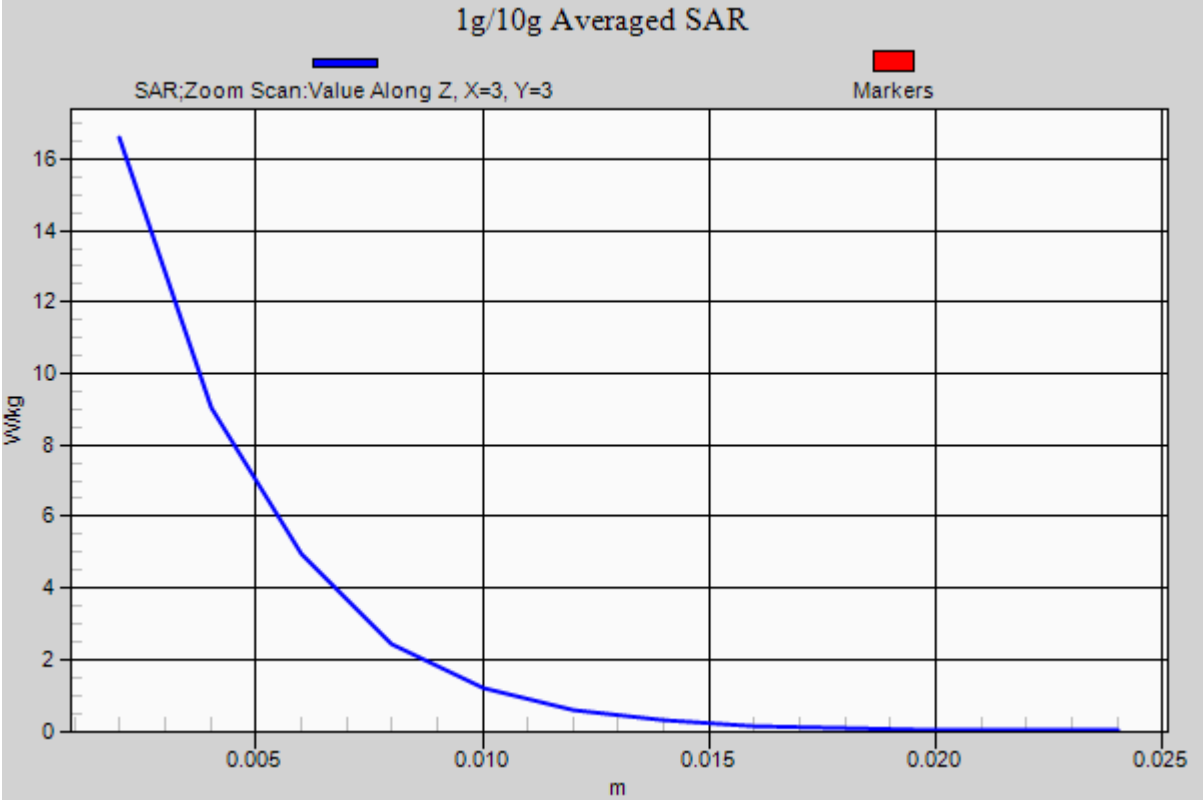

# DT&C Co., Ltd.

## DUT: EA34; Type: Bar

Communication System: GSM 850 (0); Frequency: 836.6 MHz; Duty Cycle: 1:8.3
Medium parameters used: f = 836.6 MHz; $\sigma$ = 0.918 S/m; $\varepsilon_r$ = 42.802; $\rho$ = 1000 kg/m$^3$
Phantom section: Right Section

**DASY5 Configuration:**
Probe: EX3DV4 - SN3933; ConvF(10.48, 10.48, 10.48); Calibrated: 9/27/2016; Electronics: DAE4 Sn1453
Phantom: SAM-twin right (20deg probe tilt)_2013_09_24; Type: QD000P40CD; Serial: TP:1783
Measurement SW: DASY52, Version 52.8 (8); SEMCAD X Version 14.6.10 (7331)

Test Date: 2017-05-19; Ambient Temp: 21.2; Tissue Temp: 21.0

## Right Touch, GSM850 Ch. 190, Ant Internal, Standard Battery

**Area Scan (8x13x1):** Measurement grid: dx=15mm, dy=15mm
**Zoom Scan (5x5x7)/Cube 0:** Measurement grid: dx=8mm, dy=8mm, dz=5mm
Power Drift = 0.08 dB
Peak SAR (extrapolated) = 0.413 W/kg
**SAR(1 g) = 0.332 W/kg; SAR(10 g) = 0.254 W/kg**

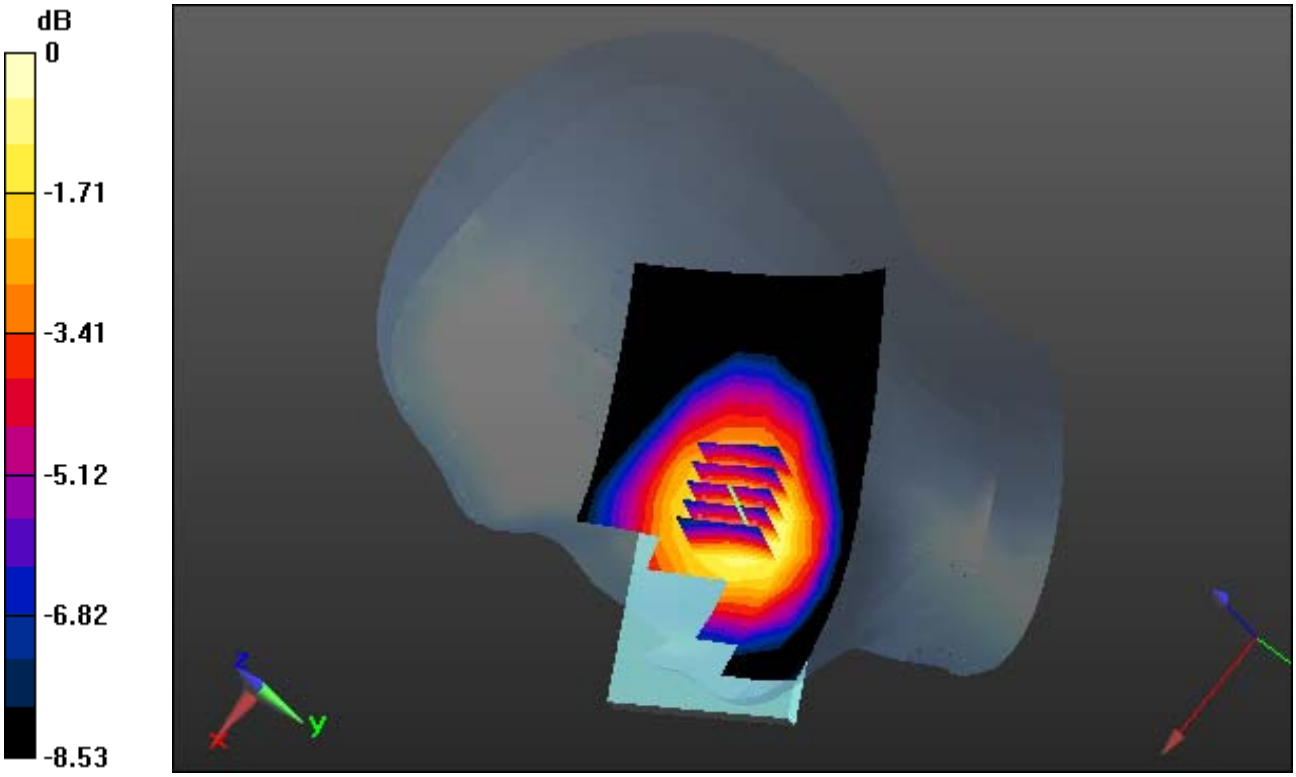


0 dB = 0.377 W/kg

# DT&C Co., Ltd.

## DUT: EA34; Type: Bar

Communication System: GSM 850 (0); Frequency: 836.6 MHz; Duty Cycle: 1:8.3
Medium parameters used: f = 836.6 MHz; $\sigma$ = 0.918 S/m; $\varepsilon_r$ = 42.802; $\rho$ = 1000 kg/m$^3$
Phantom section: Right Section

**DASY5 Configuration:**
Probe: EX3DV4 - SN3933; ConvF(10.48, 10.48, 10.48); Calibrated: 9/27/2016; Electronics: DAE4 Sn1453
Phantom: SAM-twin right (20deg probe tilt)_2013_09_24; Type: QD000P40CD; Serial: TP:1783
Measurement SW: DASY52, Version 52.8 (8); SEMCAD X Version 14.6.10 (7331)

Test Date: 2017-05-23; Ambient Temp: 21.2; Tissue Temp: 21.0

## Right Touch, GSM850 Ch. 190, Ant Internal, Standard Battery

## With Enlarge Plot image

**Area Scan (8x13x1):** Measurement grid: dx=15mm, dy=15mm
**Zoom Scan (5x5x7)/Cube 0:** Measurement grid: dx=8mm, dy=8mm, dz=5mm
Power Drift = 0.08 dB
Peak SAR (extrapolated) = 0.413 W/kg
**SAR(1 g) = 0.332 W/kg; SAR(10 g) = 0.254 W/kg**

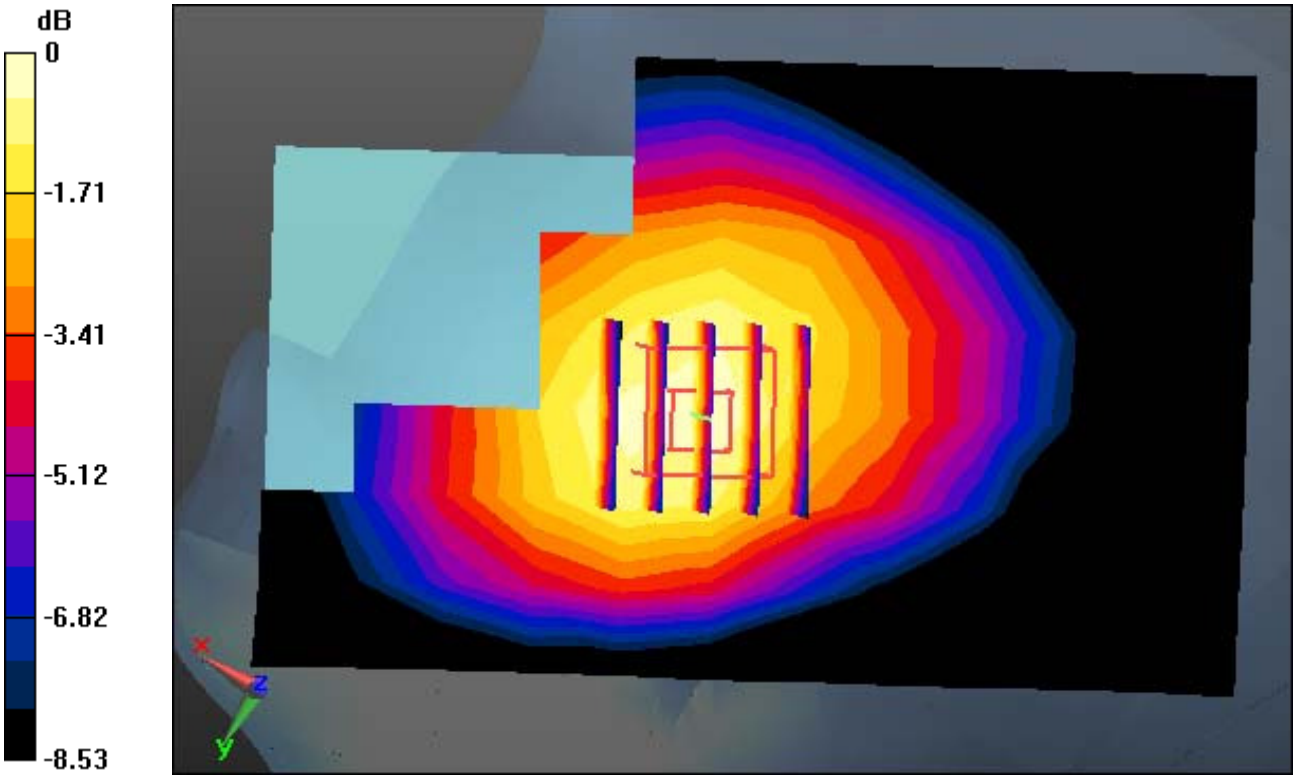


0 dB = 0.377 W/kg

# DT&C Co., Ltd.

## DUT: EA34; Type: Bar

Communication System: GSM 850 (0); Frequency: 836.6 MHz; Duty Cycle: 1:8.3
Medium parameters used: f = 836.6 MHz; $\sigma$ = 0.918 S/m; $\varepsilon_r$ = 42.802; $\rho$ = 1000 kg/m$^3$
Phantom section: Right Section

**DASY5 Configuration:**
Probe: EX3DV4 - SN3933; ConvF(10.48, 10.48, 10.48); Calibrated: 9/27/2016; Electronics: DAE4 Sn1453
Phantom: SAM-twin right (20deg probe tilt)_2013_09_24; Type: QD000P40CD; Serial: TP:1783
Measurement SW: DASY52, Version 52.8 (8); SEMCAD X Version 14.6.10 (7331)

Test Date: 2017-05-19; Ambient Temp: 21.2; Tissue Temp: 21.0

## Right Touch, GSM850 Ch. 190, Ant Internal, Standard Battery

**Area Scan (8x13x1):** Measurement grid: dx=15mm, dy=15mm
**Zoom Scan (5x5x7)/Cube 0:** Measurement grid: dx=8mm, dy=8mm, dz=5mm
Power Drift = 0.08 dB
Peak SAR (extrapolated) = 0.413 W/kg
**SAR(1 g) = 0.332 W/kg; SAR(10 g) = 0.254 W/kg**

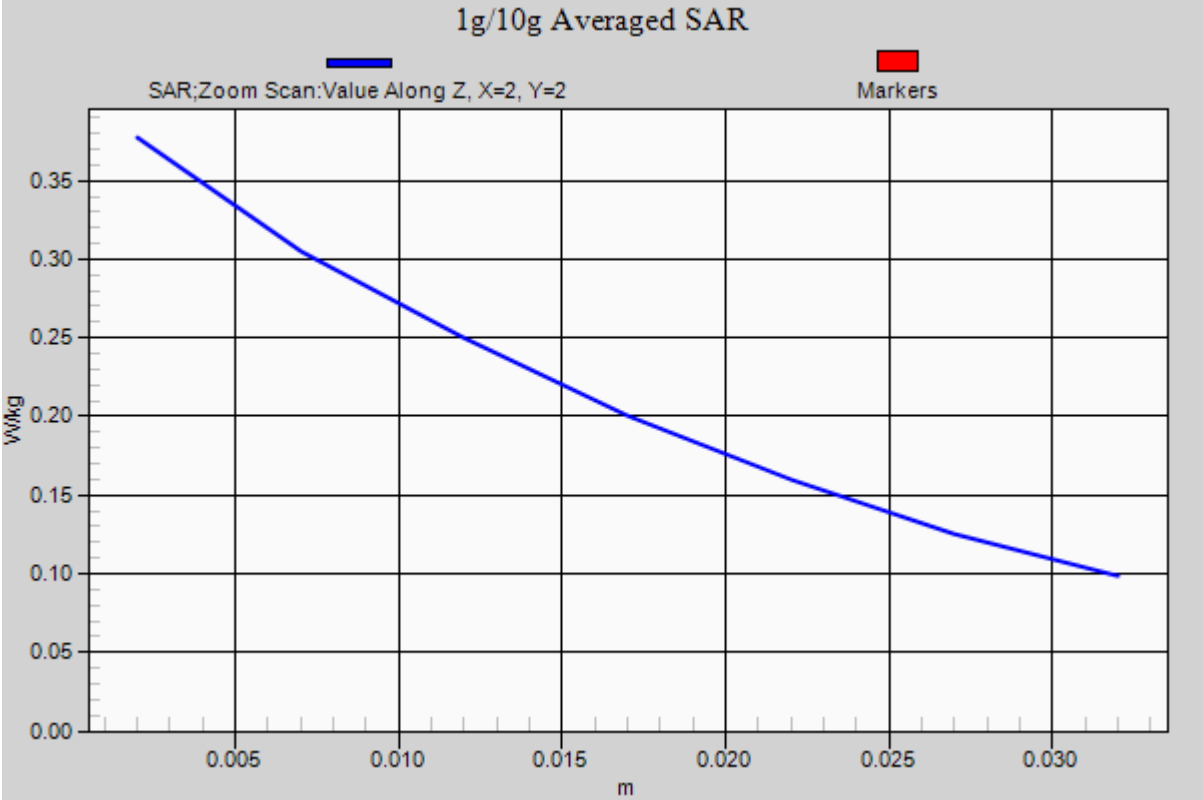

# DT&C Co., Ltd.

## DUT: EA34; Type: Bar

Communication System: GSM 850_10 (0); Frequency: 836.6 MHz; Duty Cycle: 1:4.15
Medium parameters used: f = 836.6 MHz; $\sigma$ = 0.918 S/m; $\varepsilon_r$ = 42.802; $\rho$ = 1000 kg/m$^3$
Phantom section: Right Section

**DASY5 Configuration:**
Probe: EX3DV4 - SN3933; ConvF(10.48, 10.48, 10.48); Calibrated: 9/27/2016; Electronics: DAE4 Sn1453
Phantom: SAM-twin right (20deg probe tilt)_2013_09_24; Type: QD000P40CD; Serial: TP:1783
Measurement SW: DASY52, Version 52.8 (8); SEMCAD X Version 14.6.10 (7331)

Test Date: 2017-05-19; Ambient Temp: 21.2; Tissue Temp: 21.0

## Right Touch, GSM850 GPRS 2 Tx Ch. 190, Ant Internal, Standard Battery

**Area Scan (8x13x1):** Measurement grid: dx=15mm, dy=15mm
**Zoom Scan (5x5x7)/Cube 0:** Measurement grid: dx=8mm, dy=8mm, dz=5mm
Power Drift = 0.05 dB
Peak SAR (extrapolated) = 0.435 W/kg
**SAR(1 g) = 0.349 W/kg; SAR(10 g) = 0.267 W/kg**

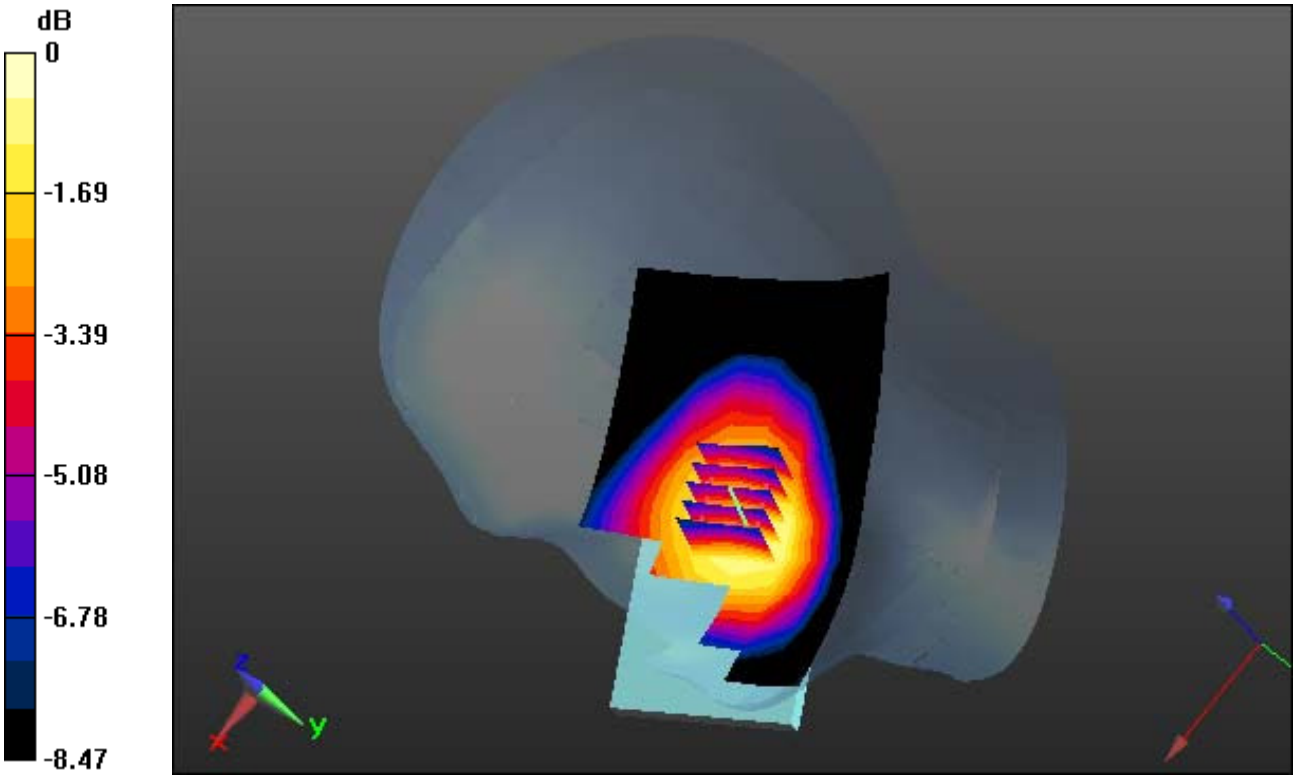


0 dB = 0.395 W/kg

# DT&C Co., Ltd.

## DUT: EA34; Type: Bar

Communication System: GSM 850_10 (0); Frequency: 836.6 MHz; Duty Cycle: 1:4.15
Medium parameters used: f = 836.6 MHz; $\sigma$ = 0.918 S/m; $\varepsilon_r$ = 42.802; $\rho$ = 1000 kg/m$^3$
Phantom section: Right Section

**DASY5 Configuration:**
Probe: EX3DV4 - SN3933; ConvF(10.48, 10.48, 10.48); Calibrated: 9/27/2016; Electronics: DAE4 Sn1453
Phantom: SAM-twin right (20deg probe tilt)_2013_09_24; Type: QD000P40CD; Serial: TP:1783
Measurement SW: DASY52, Version 52.8 (8); SEMCAD X Version 14.6.10 (7331)

Test Date: 2017-05-23; Ambient Temp: 21.2; Tissue Temp: 21.0

## Right Touch, GSM850 GPRS 2 Tx Ch. 190, Ant Internal, Standard Battery

## With Enlarge Plot image

**Area Scan (8x13x1):** Measurement grid: dx=15mm, dy=15mm
**Zoom Scan (5x5x7)/Cube 0:** Measurement grid: dx=8mm, dy=8mm, dz=5mm
Power Drift = 0.05 dB
Peak SAR (extrapolated) = 0.435 W/kg
**SAR(1 g) = 0.349 W/kg; SAR(10 g) = 0.267 W/kg**

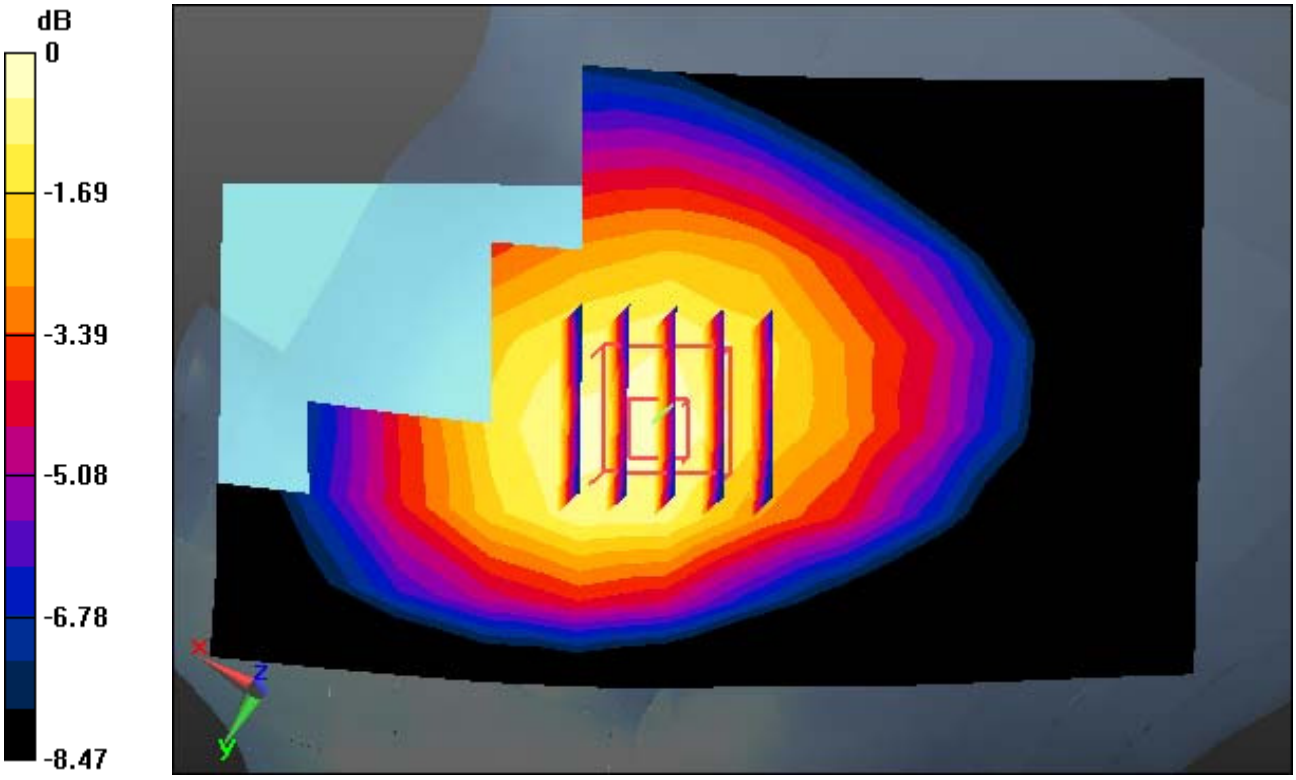


0 dB = 0.395 W/kg

# DT&C Co., Ltd.

## DUT: EA34; Type: Bar

Communication System: GSM 850_10 (0); Frequency: 836.6 MHz; Duty Cycle: 1:4.15
Medium parameters used: f = 836.6 MHz; $\sigma$ = 0.918 S/m; $\varepsilon_r$ = 42.802; $\rho$ = 1000 kg/m$^3$
Phantom section: Right Section

**DASY5 Configuration:**
Probe: EX3DV4 - SN3933; ConvF(10.48, 10.48, 10.48); Calibrated: 9/27/2016; Electronics: DAE4 Sn1453
Phantom: SAM-twin right (20deg probe tilt)_2013_09_24; Type: QD000P40CD; Serial: TP:1783
Measurement SW: DASY52, Version 52.8 (8); SEMCAD X Version 14.6.10 (7331)

Test Date: 2017-05-19; Ambient Temp: 21.2; Tissue Temp: 21.0

## Right Touch, GSM850 GPRS 2 Tx Ch. 190, Ant Internal, Standard Battery

**Area Scan (8x13x1):** Measurement grid: dx=15mm, dy=15mm
**Zoom Scan (5x5x7)/Cube 0:** Measurement grid: dx=8mm, dy=8mm, dz=5mm
Power Drift = 0.05 dB
Peak SAR (extrapolated) = 0.435 W/kg
**SAR(1 g) = 0.349 W/kg; SAR(10 g) = 0.267 W/kg**

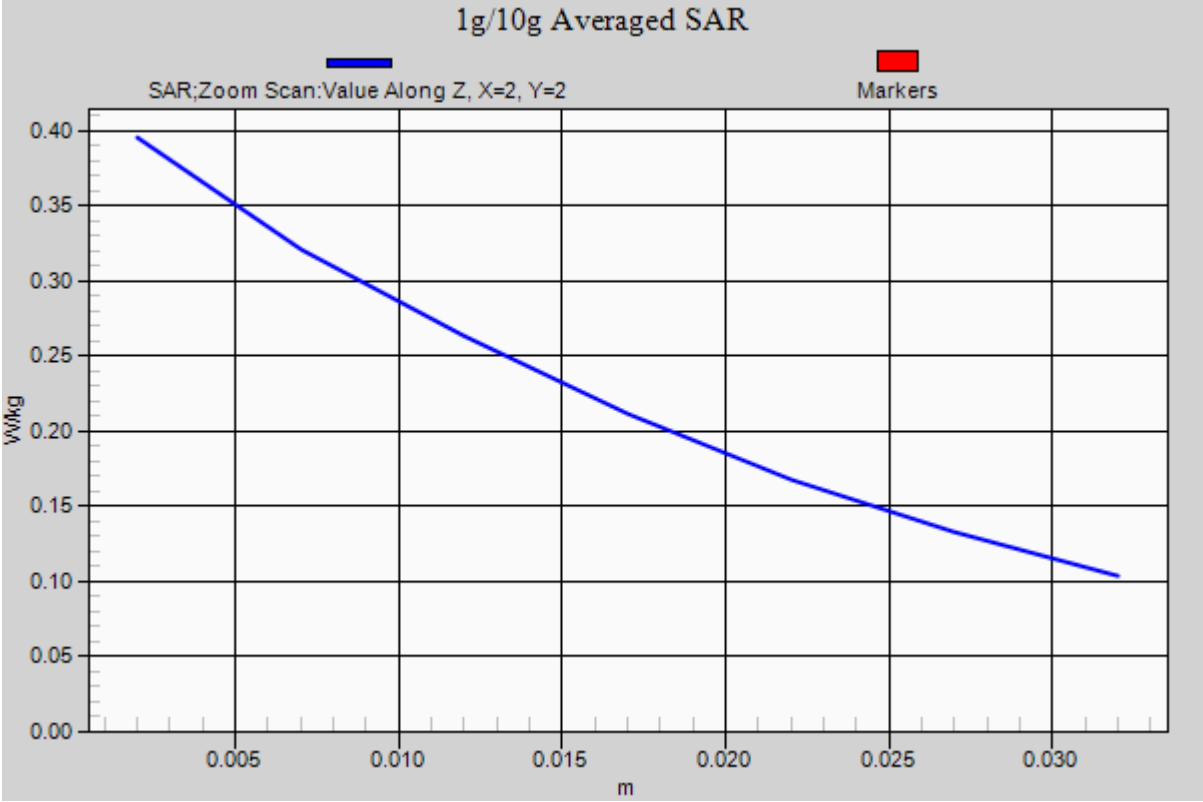

# DT&C Co., Ltd.

## DUT: EA34; Type: Bar

Communication System: PCS 1900 (0); Frequency: 1880 MHz; Duty Cycle: 1:8.3
Medium parameters used: f = 1880 MHz; $\sigma$ = 1.423 S/m; $\varepsilon_r$ = 39.352; $\rho$ = 1000 kg/m$^3$
Phantom section: Left Section

**DASY5 Configuration:**
Probe: EX3DV4 - SN3933; ConvF(8.54, 8.54, 8.54); Calibrated: 9/27/2016; Electronics: DAE4 Sn1453
Phantom: SAM-twin middle(20deg probe tilt)_2013_09_24; Type: QD000P40CD; Serial: 1782
Measurement SW: DASY52, Version 52.8 (8); SEMCAD X Version 14.6.10 (7331)

Test Date: 2017-05-22; Ambient Temp: 21.6; Tissue Temp: 21.5

## Left Touch, PCS1900 Ch. 661, Ant Internal, Standard Battery

**Area Scan (8x13x1):** Measurement grid: dx=15mm, dy=15mm
**Zoom Scan (5x5x7)/Cube 0:** Measurement grid: dx=8mm, dy=8mm, dz=5mm
Power Drift = 0.17 dB
Peak SAR (extrapolated) = 0.294 W/kg
**SAR(1 g) = 0.189 W/kg; SAR(10 g) = 0.114 W/kg**

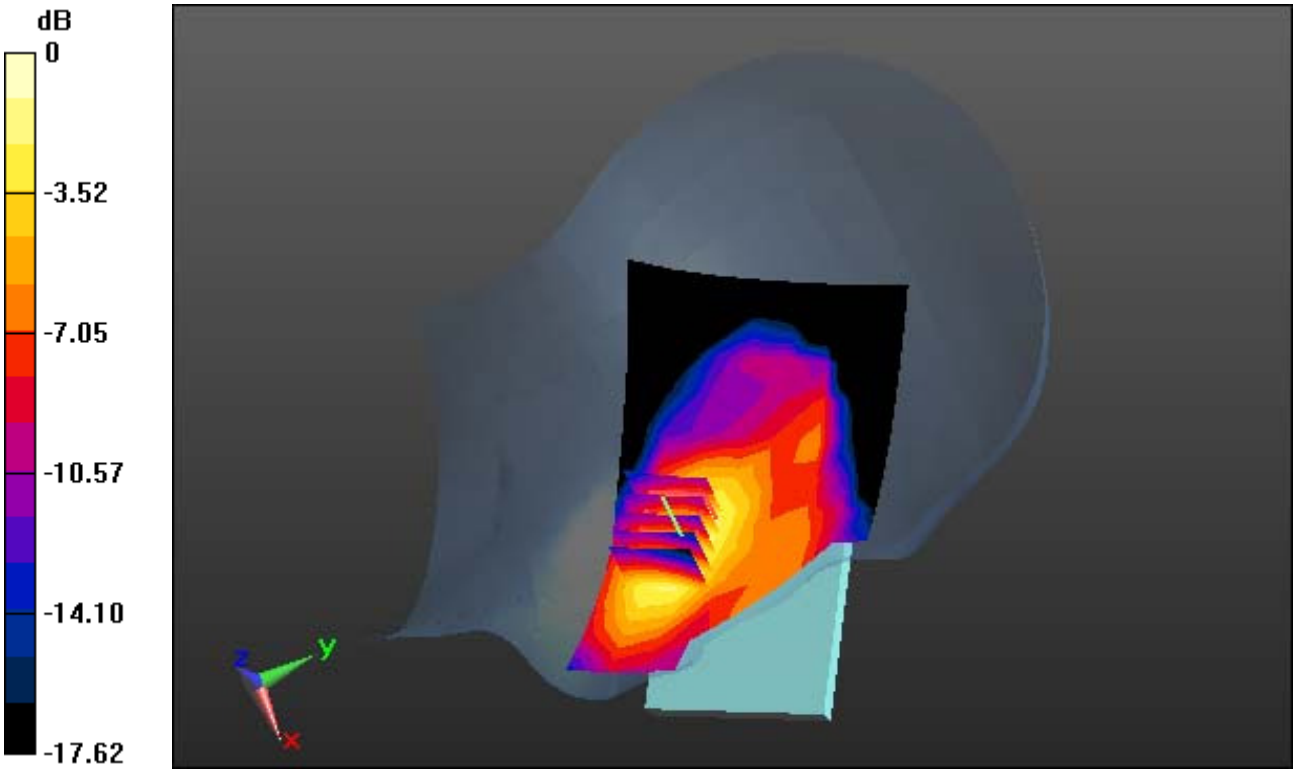


0 dB = 0.242 W/kg

# DT&C Co., Ltd.

## DUT: EA34; Type: Bar

Communication System: PCS 1900 (0); Frequency: 1880 MHz; Duty Cycle: 1:8.3
Medium parameters used: f = 1880 MHz; $\sigma$ = 1.423 S/m; $\varepsilon_r$ = 39.352; $\rho$ = 1000 kg/m$^3$
Phantom section: Left Section

**DASY5 Configuration:**
Probe: EX3DV4 - SN3933; ConvF(8.54, 8.54, 8.54); Calibrated: 9/27/2016; Electronics: DAE4 Sn1453
Phantom: SAM-twin middle(20deg probe tilt)_2013_09_24; Type: QD000P40CD; Serial: 1782
Measurement SW: DASY52, Version 52.8 (8); SEMCAD X Version 14.6.10 (7331)

Test Date: 2017-05-22; Ambient Temp: 21.6; Tissue Temp: 21.5

## Left Touch, PCS1900 Ch. 661, Ant Internal, Standard Battery

## With Enlarge Plot image

**Area Scan (8x13x1):** Measurement grid: dx=15mm, dy=15mm
**Zoom Scan (5x5x7)/Cube 0:** Measurement grid: dx=8mm, dy=8mm, dz=5mm
Power Drift = 0.17 dB
Peak SAR (extrapolated) = 0.294 W/kg
**SAR(1 g) = 0.189 W/kg; SAR(10 g) = 0.114 W/kg**

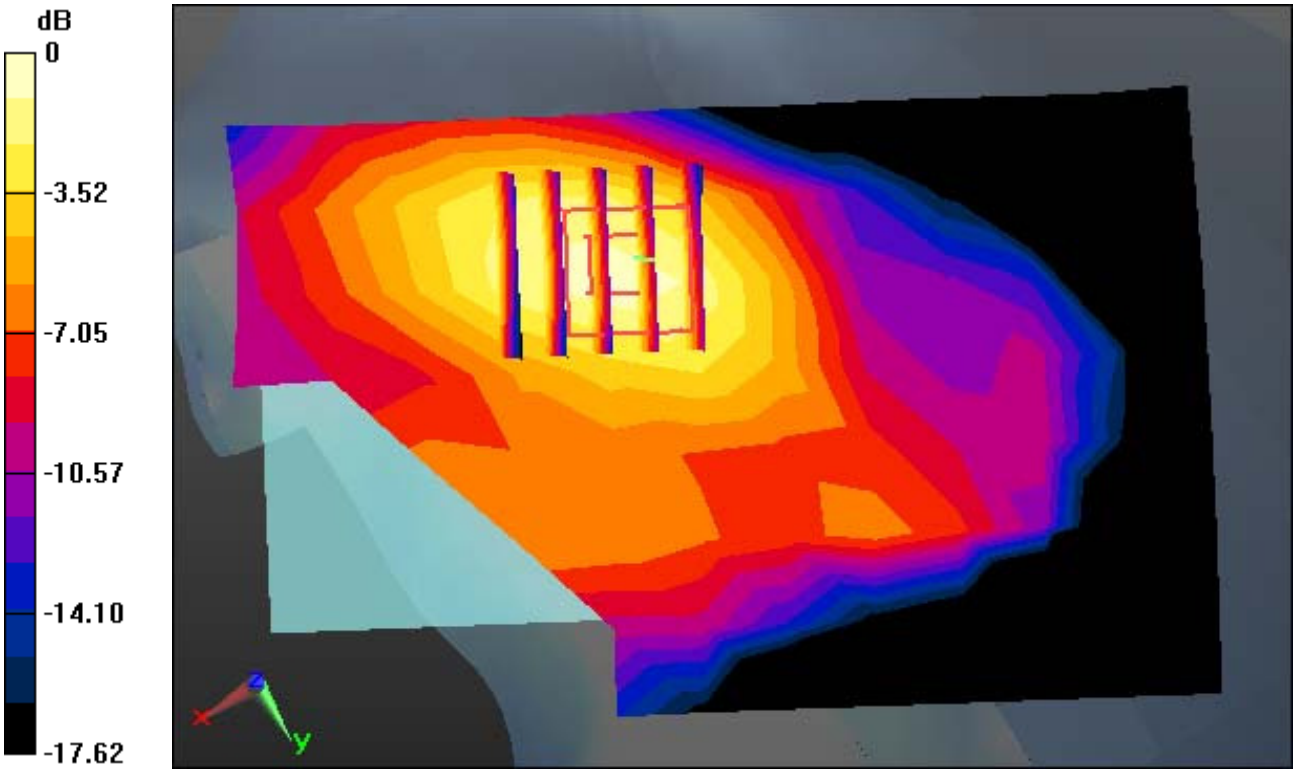


0 dB = 0.242 W/kg

# DT&C Co., Ltd.

## DUT: EA34; Type: Bar

Communication System: PCS 1900 (0); Frequency: 1880 MHz; Duty Cycle: 1:8.3
Medium parameters used: f = 1880 MHz; $\sigma$ = 1.423 S/m; $\varepsilon_r$ = 39.352; $\rho$ = 1000 kg/m$^3$
Phantom section: Left Section

**DASY5 Configuration:**
Probe: EX3DV4 - SN3933; ConvF(8.54, 8.54, 8.54); Calibrated: 9/27/2016; Electronics: DAE4 Sn1453
Phantom: SAM-twin middle(20deg probe tilt)_2013_09_24; Type: QD000P40CD; Serial: 1782
Measurement SW: DASY52, Version 52.8 (8); SEMCAD X Version 14.6.10 (7331)

Test Date: 2017-05-22; Ambient Temp: 21.6; Tissue Temp: 21.5

## Left Touch, PCS1900 Ch. 661, Ant Internal, Standard Battery

**Area Scan (8x13x1):** Measurement grid: dx=15mm, dy=15mm
**Zoom Scan (5x5x7)/Cube 0:** Measurement grid: dx=8mm, dy=8mm, dz=5mm
Power Drift = 0.17 dB
Peak SAR (extrapolated) = 0.294 W/kg
**SAR(1 g) = 0.189 W/kg; SAR(10 g) = 0.114 W/kg**

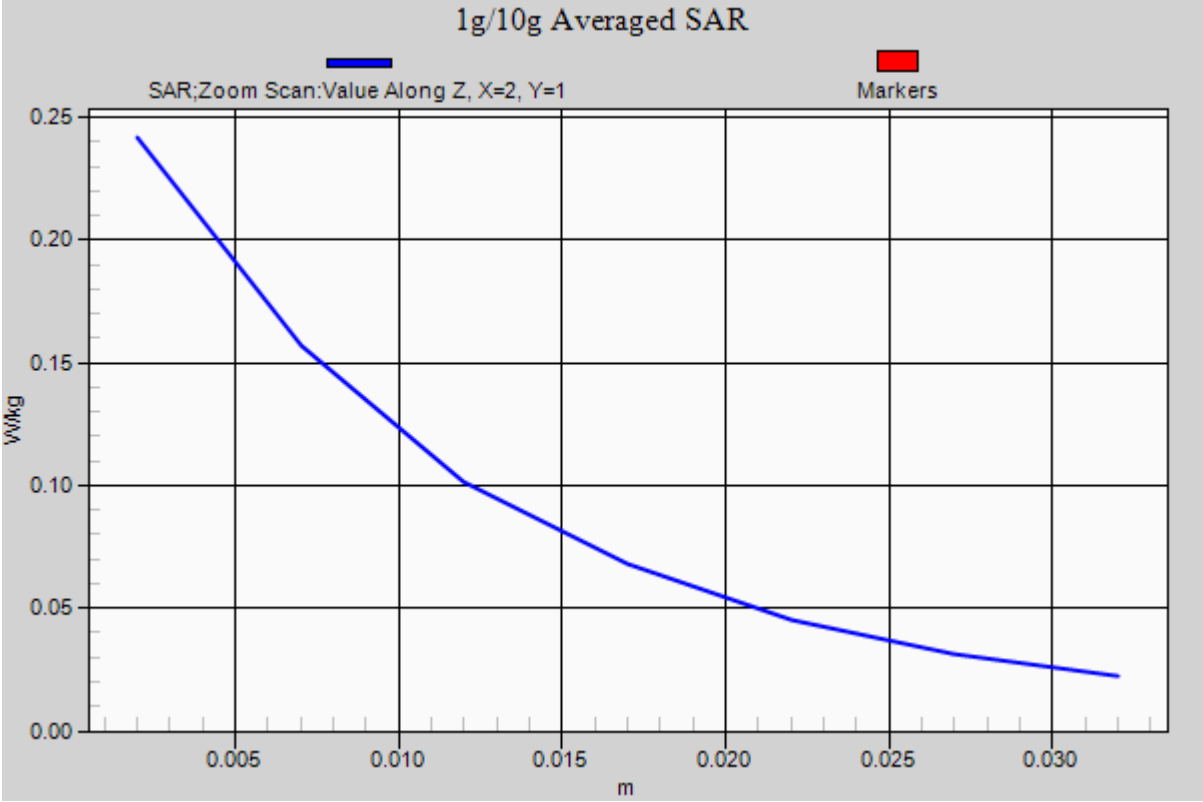

# DT&C Co., Ltd.

## DUT: EA34; Type: Bar

Communication System: PCS1900_Class 10 (0); Frequency: 1880 MHz; Duty Cycle: 1:4.15
Medium parameters used: f = 1880 MHz; $\sigma$ = 1.423 S/m; $\varepsilon_r$ = 39.352; $\rho$ = 1000 kg/m$^3$
Phantom section: Left Section

**DASY5 Configuration:**
Probe: EX3DV4 - SN3933; ConvF(8.54, 8.54, 8.54); Calibrated: 9/27/2016; Electronics: DAE4 Sn1453
Phantom: SAM-twin middle(20deg probe tilt)_2013_09_24; Type: QD000P40CD; Serial: 1782
Measurement SW: DASY52, Version 52.8 (8); SEMCAD X Version 14.6.10 (7331)

Test Date: 2017-05-22; Ambient Temp: 21.6; Tissue Temp: 21.5

## Left Touch, PCS1900 GPRS 2 Tx Ch. 661, Ant Internal, Standard Battery

**Area Scan (8x13x1):** Measurement grid: dx=15mm, dy=15mm
**Zoom Scan (5x5x7)/Cube 0:** Measurement grid: dx=8mm, dy=8mm, dz=5mm
Power Drift = 0.02 dB
Peak SAR (extrapolated) = 0.392 W/kg
**SAR(1 g) = 0.252 W/kg; SAR(10 g) = 0.151 W/kg**

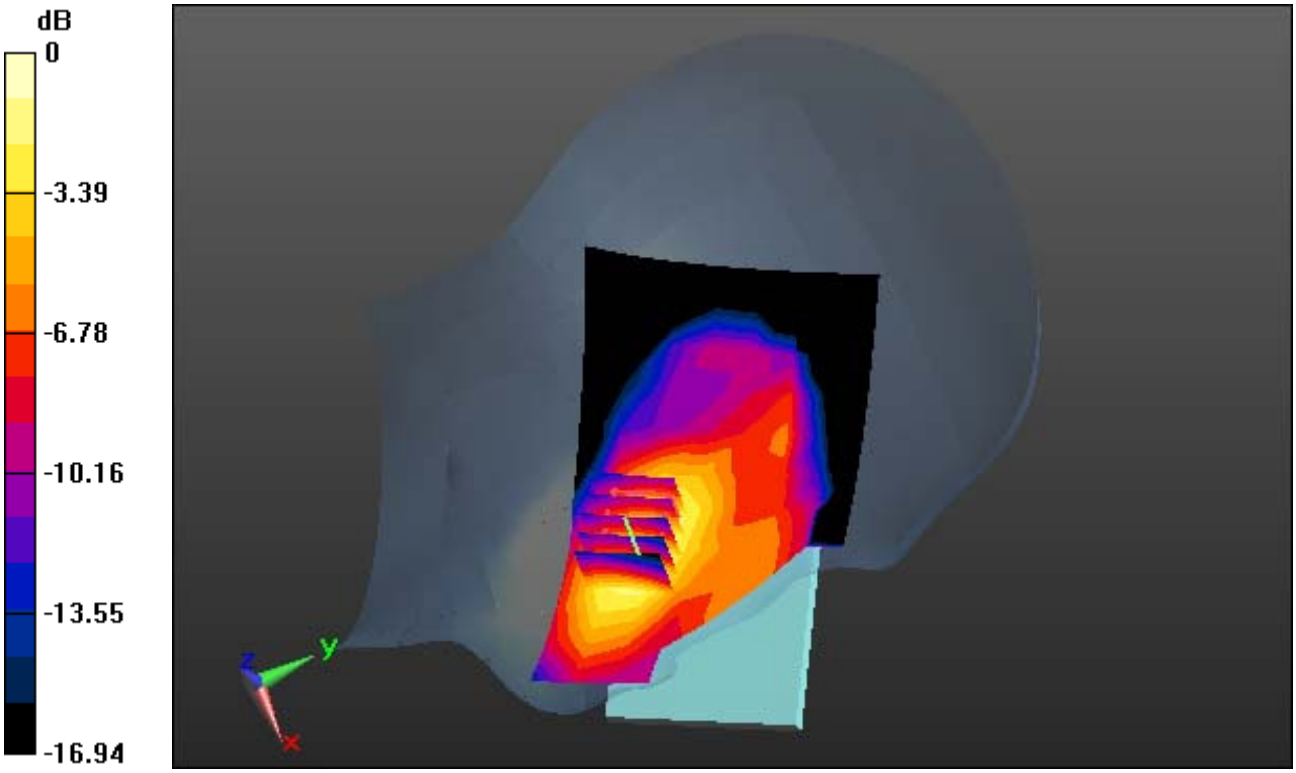


0 dB = 0.324 W/kg

# DT&C Co., Ltd.

## DUT: EA34; Type: Bar

Communication System: PCS1900_Class 10 (0); Frequency: 1880 MHz; Duty Cycle: 1:4.15
Medium parameters used: f = 1880 MHz; $\sigma$ = 1.423 S/m; $\varepsilon_r$ = 39.352; $\rho$ = 1000 kg/m$^3$
Phantom section: Left Section

**DASY5 Configuration:**
Probe: EX3DV4 - SN3933; ConvF(8.54, 8.54, 8.54); Calibrated: 9/27/2016; Electronics: DAE4 Sn1453
Phantom: SAM-twin middle(20deg probe tilt)_2013_09_24; Type: QD000P40CD; Serial: 1782
Measurement SW: DASY52, Version 52.8 (8); SEMCAD X Version 14.6.10 (7331)

Test Date: 2017-05-22; Ambient Temp: 21.6; Tissue Temp: 21.5

## Left Touch, PCS1900 GPRS 2 Tx Ch. 661, Ant Internal, Standard Battery

## With Enlarge Plot image

**Area Scan (8x13x1):** Measurement grid: dx=15mm, dy=15mm
**Zoom Scan (5x5x7)/Cube 0:** Measurement grid: dx=8mm, dy=8mm, dz=5mm
Power Drift = 0.02 dB
Peak SAR (extrapolated) = 0.392 W/kg
**SAR(1 g) = 0.252 W/kg; SAR(10 g) = 0.151 W/kg**

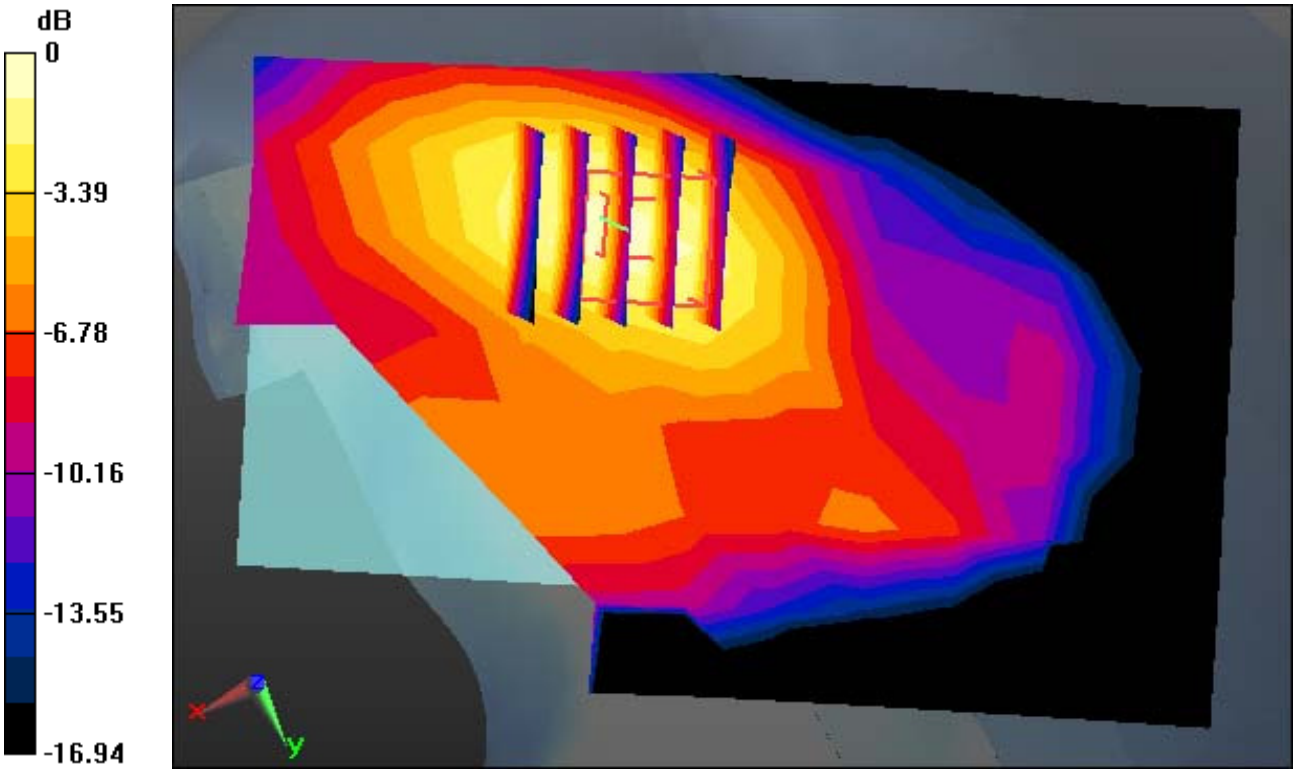


0 dB = 0.324 W/kg

# DT&C Co., Ltd.

## DUT: EA34; Type: Bar

Communication System: PCS1900_Class 10 (0); Frequency: 1880 MHz; Duty Cycle: 1:4.14954
Medium parameters used: f = 1880 MHz; $\sigma$ = 1.423 S/m; $\varepsilon_r$ = 39.352; $\rho$ = 1000 kg/m$^3$
Phantom section: Left Section

**DASY5 Configuration:**
Probe: EX3DV4 - SN3933; ConvF(8.54, 8.54, 8.54); Calibrated: 9/27/2016; Electronics: DAE4 Sn1453
Phantom: SAM-twin middle(20deg probe tilt)_2013_09_24; Type: QD000P40CD; Serial: 1782
Measurement SW: DASY52, Version 52.8 (8); SEMCAD X Version 14.6.10 (7331)

Test Date: 2017-05-22; Ambient Temp: 21.6; Tissue Temp: 21.5

## Left Touch, PCS1900 GPRS 2 Tx Ch. 661, Ant Internal, Standard Battery

**Area Scan (8x13x1):** Measurement grid: dx=15mm, dy=15mm
**Zoom Scan (5x5x7)/Cube 0:** Measurement grid: dx=8mm, dy=8mm, dz=5mm
Power Drift = 0.02 dB
Peak SAR (extrapolated) = 0.392 W/kg
**SAR(1 g) = 0.252 W/kg; SAR(10 g) = 0.151 W/kg**

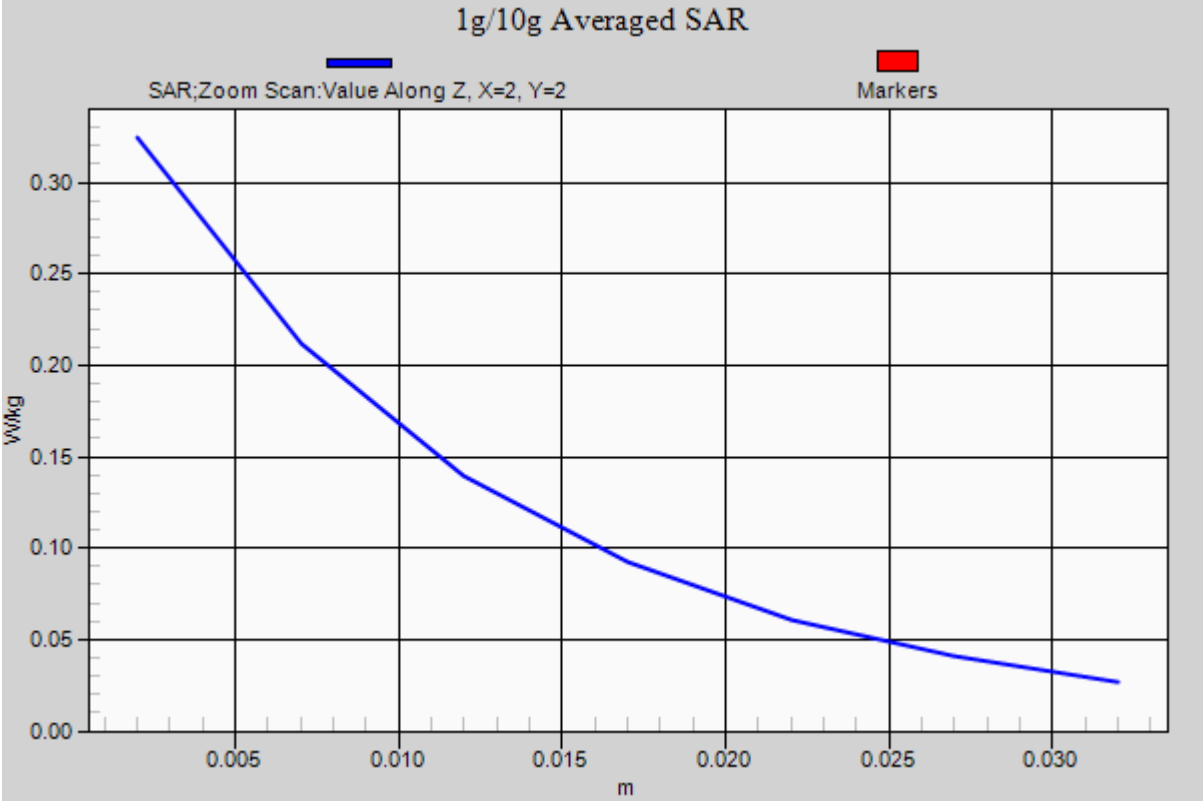

# DT&C Co., Ltd.

## DUT: EA34; Type: Bar

Communication System: WCDMA 850 (0); Frequency: 836.6 MHz; Duty Cycle: 1:1
Medium parameters used: f = 836.6 MHz; $\sigma$ = 0.921 S/m; $\varepsilon_r$ = 42.972; $\rho$ = 1000 kg/m$^3$
Phantom section: Right Section

**DASY5 Configuration:**
Probe: EX3DV4 - SN3933; ConvF(10.48, 10.48, 10.48); Calibrated: 9/27/2016; Electronics: DAE4 Sn1453
Phantom: SAM-twin right (20deg probe tilt)_2013_09_24; Type: QD000P40CD; Serial: TP:1783
Measurement SW: DASY52, Version 52.8 (8); SEMCAD X Version 14.6.10 (7331)

Test Date: 2017-05-23; Ambient Temp: 22.0; Tissue Temp: 21.7

## Right Touch, WCDMA850 Ch. 4183, Ant Internal, Standard Battery

**Area Scan (8x13x1):** Measurement grid: dx=15mm, dy=15mm
**Zoom Scan (5x5x7)/Cube 0:** Measurement grid: dx=8mm, dy=8mm, dz=5mm
Power Drift = 0.06 dB
Peak SAR (extrapolated) = 0.510 W/kg
**SAR(1 g) = 0.409 W/kg; SAR(10 g) = 0.311 W/kg**

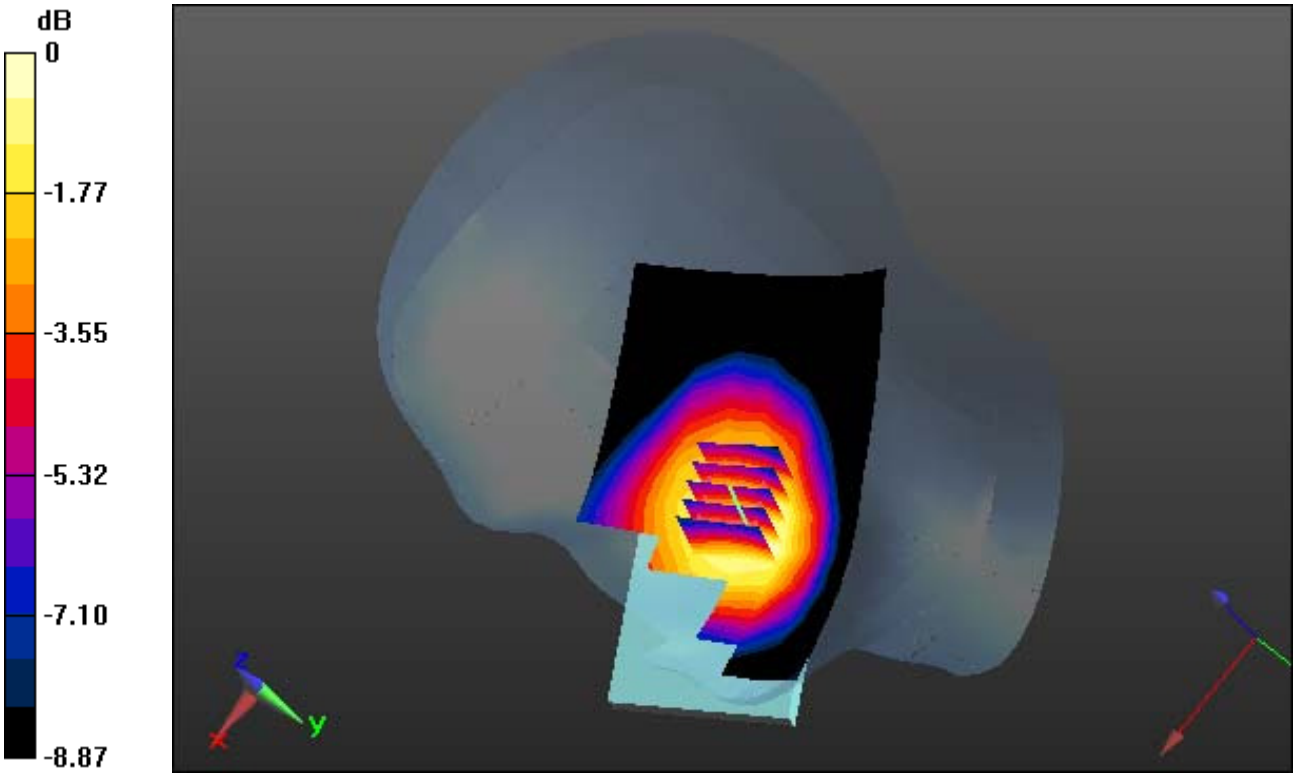


0 dB = 0.463 W/kg

# DT&C Co., Ltd.

## DUT: EA34; Type: Bar

Communication System: WCDMA 850 (0); Frequency: 836.6 MHz; Duty Cycle: 1:1
Medium parameters used: f = 836.6 MHz; $\sigma$ = 0.921 S/m; $\varepsilon_r$ = 42.972; $\rho$ = 1000 kg/m$^3$
Phantom section: Right Section

**DASY5 Configuration:**
Probe: EX3DV4 - SN3933; ConvF(10.48, 10.48, 10.48); Calibrated: 9/27/2016; Electronics: DAE4 Sn1453
Phantom: SAM-twin right (20deg probe tilt)_2013_09_24; Type: QD000P40CD; Serial: TP:1783
Measurement SW: DASY52, Version 52.8 (8); SEMCAD X Version 14.6.10 (7331)

Test Date: 2017-05-23; Ambient Temp: 22.0; Tissue Temp: 21.7

## Right Touch, WCDMA850 Ch. 4183, Ant Internal, Standard Battery

## With EnLarge Plot image

**Area Scan (8x13x1):** Measurement grid: dx=15mm, dy=15mm
**Zoom Scan (5x5x7)/Cube 0:** Measurement grid: dx=8mm, dy=8mm, dz=5mm
Power Drift = 0.06 dB
Peak SAR (extrapolated) = 0.510 W/kg
**SAR(1 g) = 0.409 W/kg; SAR(10 g) = 0.311 W/kg**

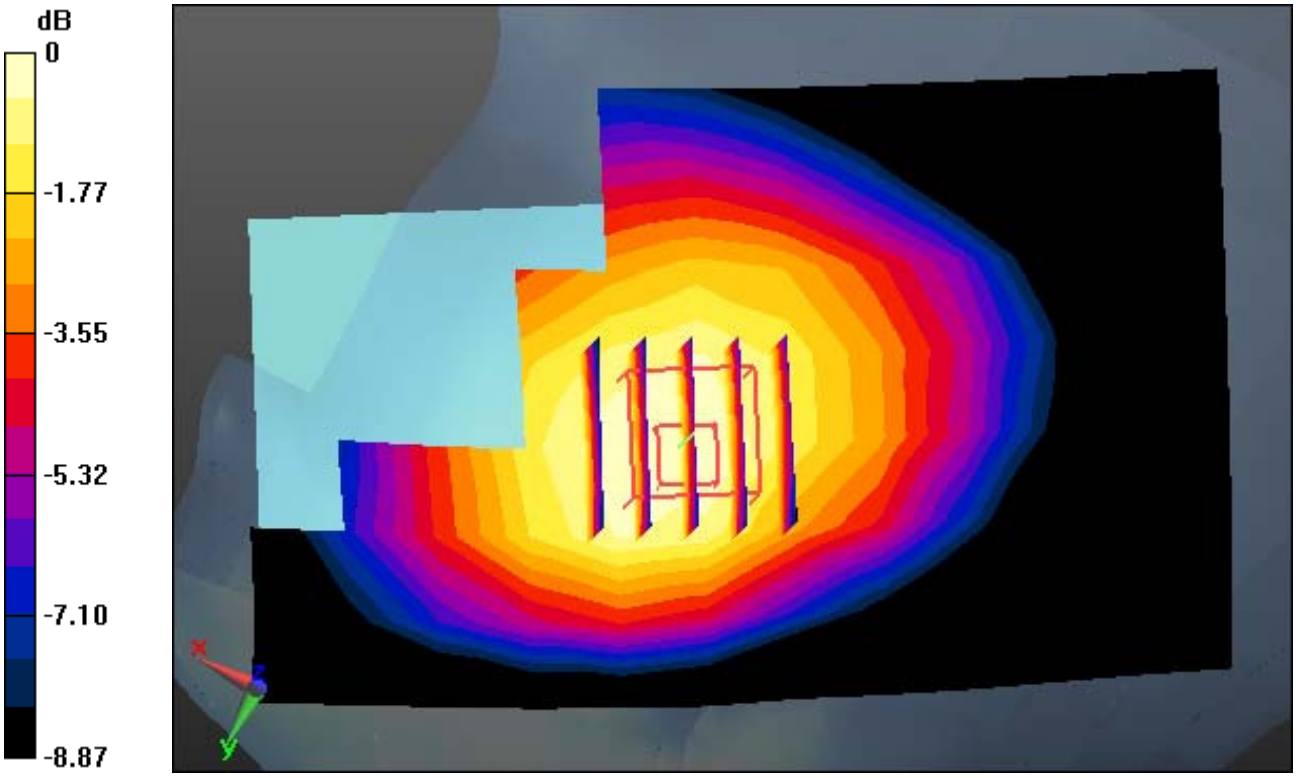


0 dB = 0.463 W/kg

# DT&C Co., Ltd.

## DUT: EA34; Type: Bar

Communication System: WCDMA 850 (0); Frequency: 836.6 MHz; Duty Cycle: 1:1
Medium parameters used: f = 836.6 MHz; $\sigma$ = 0.921 S/m; $\varepsilon_r$ = 42.972; $\rho$ = 1000 kg/m$^3$
Phantom section: Right Section

**DASY5 Configuration:**
Probe: EX3DV4 - SN3933; ConvF(10.48, 10.48, 10.48); Calibrated: 9/27/2016; Electronics: DAE4 Sn1453
Phantom: SAM-twin right (20deg probe tilt)_2013_09_24; Type: QD000P40CD; Serial: TP:1783
Measurement SW: DASY52, Version 52.8 (8); SEMCAD X Version 14.6.10 (7331)

Test Date: 2017-05-23; Ambient Temp: 22.0; Tissue Temp: 21.7

## Right Touch, WCDMA850 Ch. 4183, Ant Internal, Standard Battery

**Area Scan (8x13x1):** Measurement grid: dx=15mm, dy=15mm
**Zoom Scan (5x5x7)/Cube 0:** Measurement grid: dx=8mm, dy=8mm, dz=5mm
Power Drift = 0.06 dB
Peak SAR (extrapolated) = 0.510 W/kg
**SAR(1 g) = 0.409 W/kg; SAR(10 g) = 0.311 W/kg**

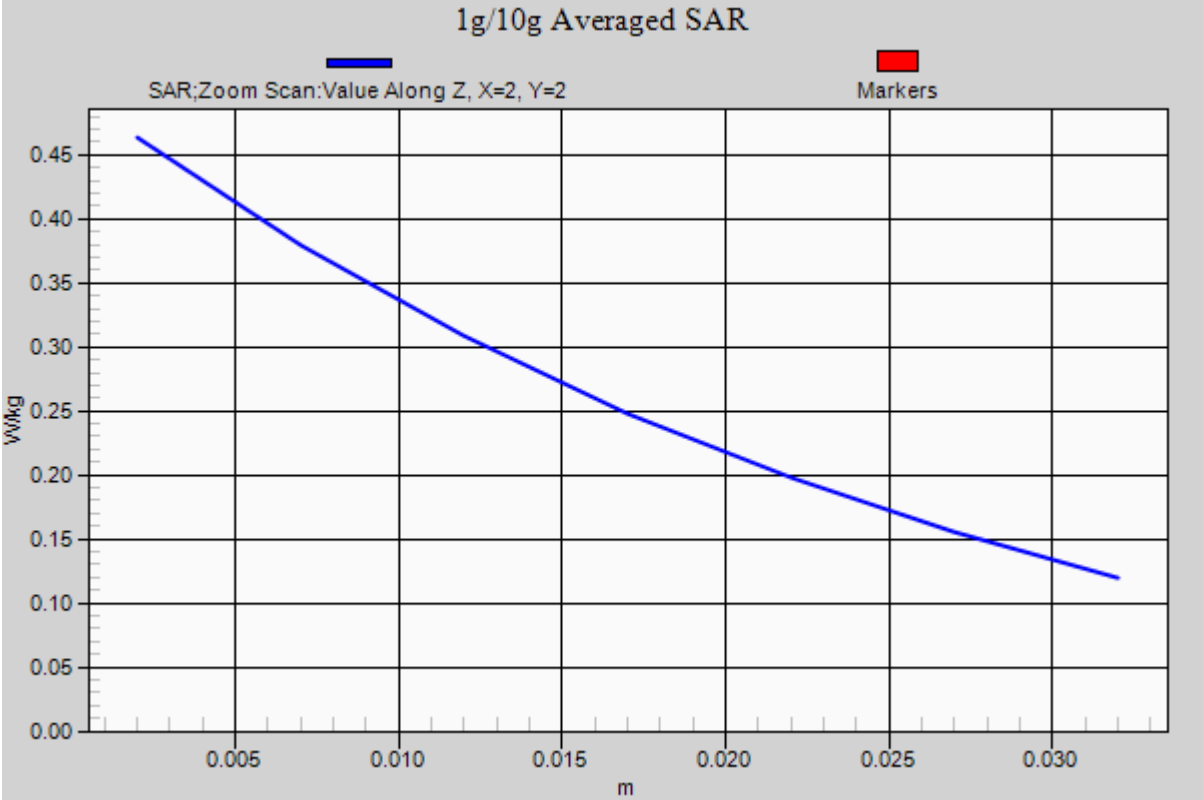

# DT&C Co., Ltd.

## DUT: EA34; Type: Bar

Communication System: LTE Band 17 FCC (0); Frequency: 710 MHz;Duty Cycle: 1:1
Medium parameters used: f = 710 MHz; $\sigma$ = 0.891 S/m; $\varepsilon_r$ = 41.708; $\rho$ = 1000 kg/m$^3$
Phantom section: Right Section

**DASY5 Configuration:**
Probe: EX3DV4 - SN3933; ConvF(11, 11, 11); Calibrated: 9/27/2016; Electronics: DAE4 Sn1453
Phantom: SAM-twin right (20deg probe tilt)_2013_09_24; Type: QD000P40CD; Serial: TP:1783
Measurement SW: DASY52, Version 52.8 (8); SEMCAD X Version 14.6.10 (7331)

Test Date: 2017-05-24; Ambient Temp: 21.7; Tissue Temp: 21.4

## Right Touch, LTE Band 17 Ch. 23790, Ant Internal, Standard Battery

## Mode : BandWidth 10 MHz, QPSK, RB Size: 1

**Area Scan (8x13x1):** Measurement grid: dx=15mm, dy=15mm
**Zoom Scan (5x5x7)/Cube 0:** Measurement grid: dx=8mm, dy=8mm, dz=5mm
Power Drift = 0.11 dB
Peak SAR (extrapolated) = 0.206 W/kg
**SAR(1 g) = 0.167 W/kg; SAR(10 g) = 0.130 W/kg**

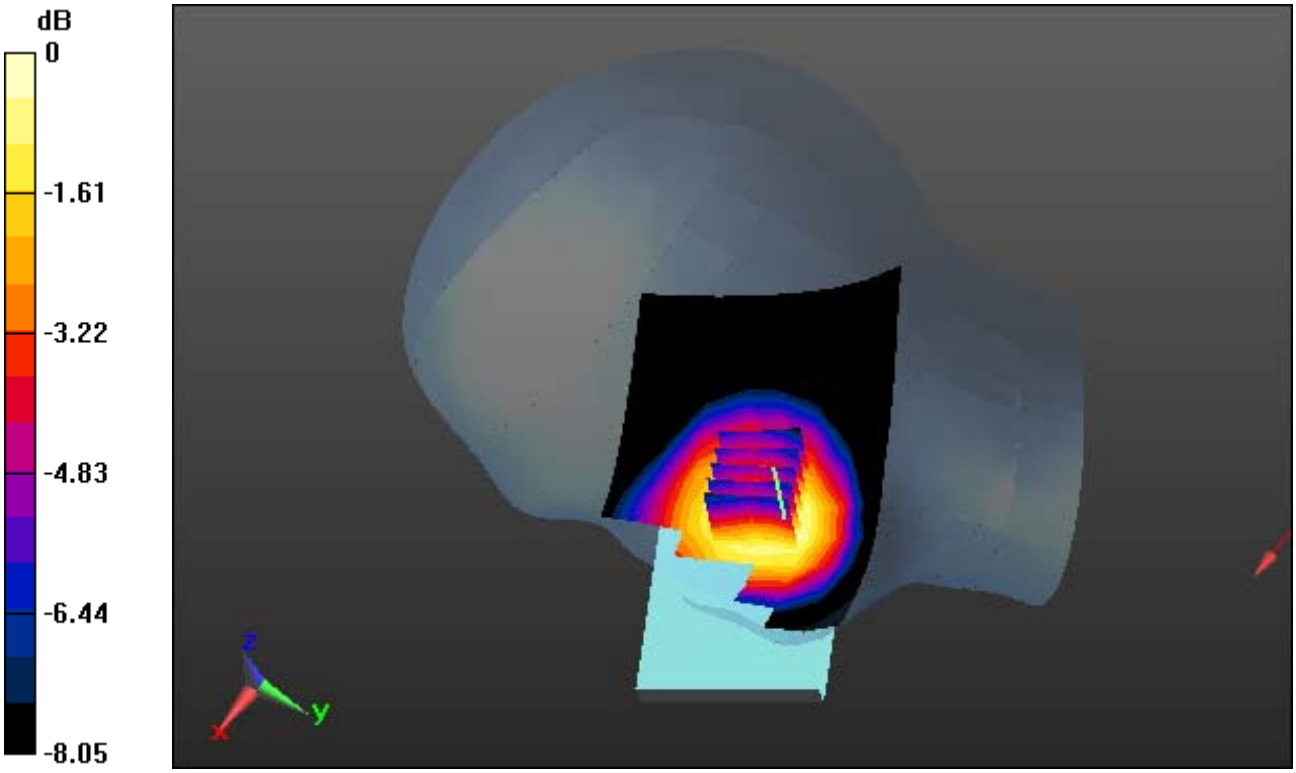


0 dB = 0.189 W/kg

# DT&C Co., Ltd.

## DUT: EA34; Type: Bar

Communication System: LTE Band 17 FCC (0); Frequency: 710 MHz;Duty Cycle: 1:1
Medium parameters used: f = 710 MHz; $\sigma$ = 0.891 S/m; $\varepsilon_r$ = 41.708; $\rho$ = 1000 kg/m$^3$
Phantom section: Right Section

**DASY5 Configuration:**
Probe: EX3DV4 - SN3933; ConvF(11, 11, 11); Calibrated: 9/27/2016; Electronics: DAE4 Sn1453
Phantom: SAM-twin right (20deg probe tilt)_2013_09_24; Type: QD000P40CD; Serial: TP:1783
Measurement SW: DASY52, Version 52.8 (8); SEMCAD X Version 14.6.10 (7331)

Test Date: 2017-05-24; Ambient Temp: 21.7; Tissue Temp: 21.4

## Right Touch, LTE Band 17 Ch. 23790, Ant Internal, Standard Battery

## Mode : BandWidth 10 MHz, QPSK, RB Size: 1

## With Enlarge Plot image

**Area Scan (8x13x1):** Measurement grid: dx=15mm, dy=15mm
**Zoom Scan (5x5x7)/Cube 0:** Measurement grid: dx=8mm, dy=8mm, dz=5mm
Power Drift = 0.11 dB
Peak SAR (extrapolated) = 0.206 W/kg
**SAR(1 g) = 0.167 W/kg; SAR(10 g) = 0.130 W/kg**




0 dB = 0.189 W/kg

# DT&C Co., Ltd.

## DUT: EA34; Type: Bar

Communication System: LTE Band 17 FCC (0); Frequency: 710 MHz;Duty Cycle: 1:1
Medium parameters used: f = 710 MHz; $\sigma$ = 0.891 S/m; $\varepsilon_r$ = 41.708; $\rho$ = 1000 kg/m$^3$
Phantom section: Right Section

**DASY5 Configuration:**
Probe: EX3DV4 - SN3933; ConvF(11, 11, 11); Calibrated: 9/27/2016; Electronics: DAE4 Sn1453
Phantom: SAM-twin right (20deg probe tilt)_2013_09_24; Type: QD000P40CD; Serial: TP:1783
Measurement SW: DASY52, Version 52.8 (8); SEMCAD X Version 14.6.10 (7331)

Test Date: 2017-05-24; Ambient Temp: 21.7; Tissue Temp: 21.4

## Right Touch, LTE Band 17 Ch. 23790, Ant Internal, Standard Battery

## Mode : BandWidth 10 MHz, QPSK, RB Size: 1

**Area Scan (8x13x1):** Measurement grid: dx=15mm, dy=15mm
**Zoom Scan (5x5x7)/Cube 0:** Measurement grid: dx=8mm, dy=8mm, dz=5mm
Power Drift = 0.11 dB
Peak SAR (extrapolated) = 0.206 W/kg
**SAR(1 g) = 0.167 W/kg; SAR(10 g) = 0.130 W/kg**

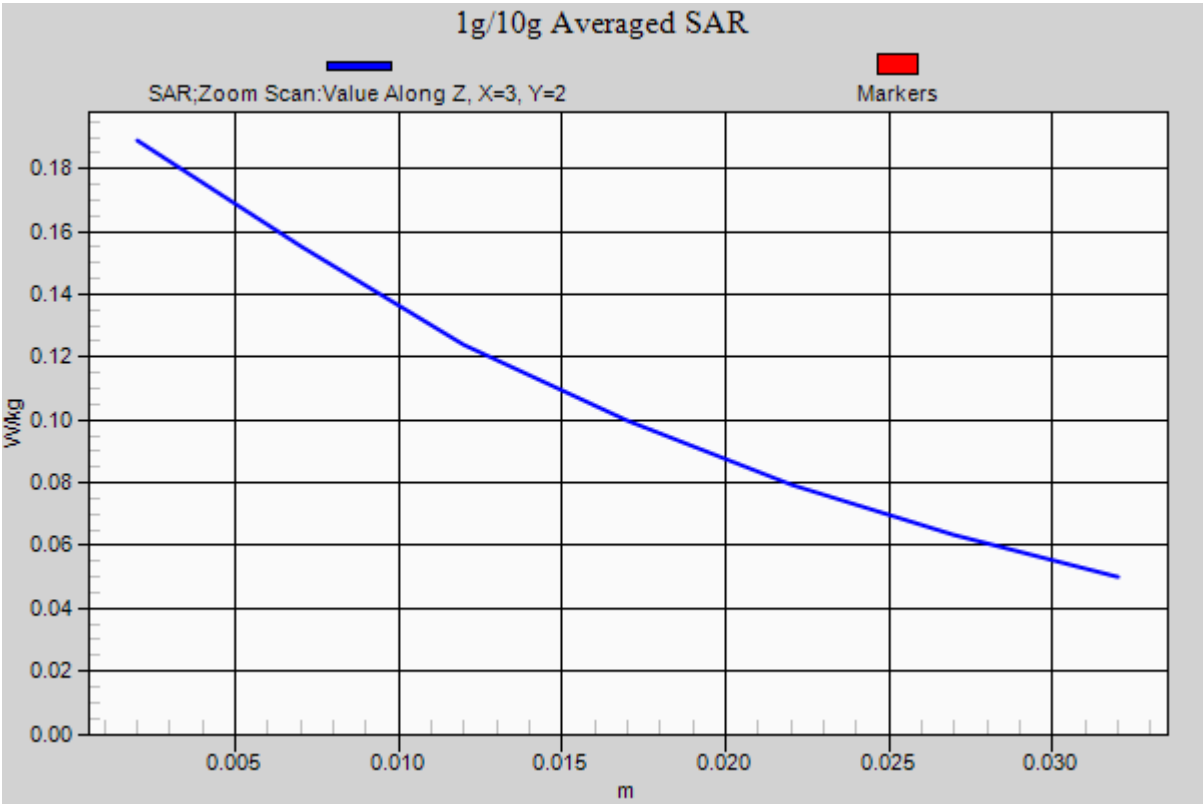

# DT&C Co., Ltd.

## DUT: EA34; Type: Bar

Communication System: 2.4 GHz W-LAN (0); Frequency: 2412 MHz; Duty Cycle: 1:1
Medium parameters used: f = 2412 MHz; $\sigma$ = 1.734 S/m; $\varepsilon_r$ = 40.542; $\rho$ = 1000 kg/m$^3$
Phantom section: Left Section

**DASY5 Configuration:**
Probe: EX3DV4 - SN3933; ConvF(7.55, 7.55, 7.55); Calibrated: 9/27/2016; Electronics: DAE4 Sn1453
Phantom: SAM-twin middle(20deg probe tilt)_2013_09_24; Type: QD000P40CD; Serial: 1782
Measurement SW: DASY52, Version 52.8 (8); SEMCAD X Version 14.6.10 (7331)

Test Date: 2017-05-25; Ambient Temp: 21.9; Tissue Temp: 21.8

### Left Touch, 2.4 GHz W-LAN(802.11b) Ch. 1, Ant Internal, Standard Battery

**Area Scan (10x16x1):** Measurement grid: dx=12mm, dy=12mm
**Zoom Scan (7x7x7)/Cube 0:** Measurement grid: dx=5mm, dy=5mm, dz=5mm
Power Drift = -0.10 dB
Peak SAR (extrapolated) = 0.965 W/kg
**SAR(1 g) = 0.481 W/kg; SAR(10 g) = 0.254 W/kg**

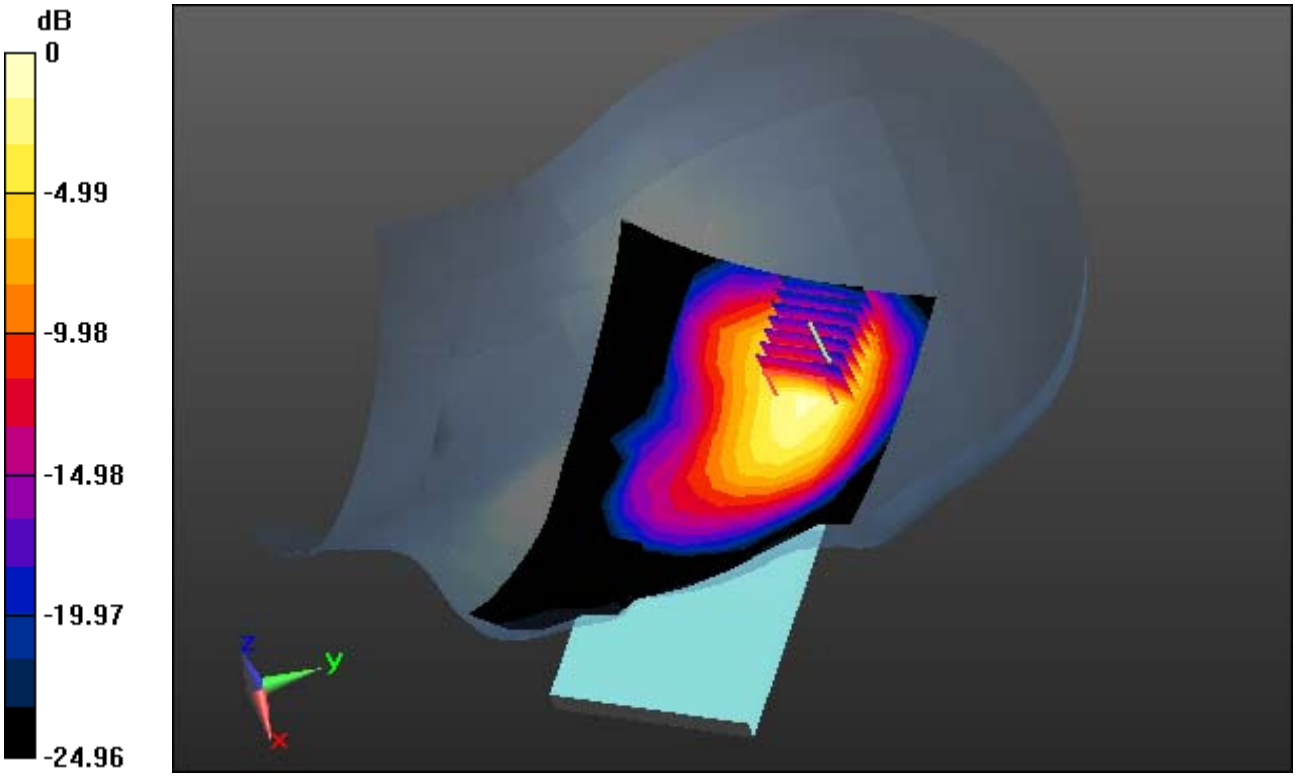


0 dB = 0.703 W/kg

# DT&C Co., Ltd.

## DUT: EA34; Type: Bar

Communication System: 2.4 GHz W-LAN (0); Frequency: 2412 MHz; Duty Cycle: 1:1
Medium parameters used: f = 2412 MHz; $\sigma$ = 1.734 S/m; $\varepsilon_r$ = 40.542; $\rho$ = 1000 kg/m$^3$
Phantom section: Left Section

**DASY5 Configuration:**
Probe: EX3DV4 - SN3933; ConvF(7.55, 7.55, 7.55); Calibrated: 9/27/2016; Electronics: DAE4 Sn1453
Phantom: SAM-twin middle(20deg probe tilt)_2013_09_24; Type: QD000P40CD; Serial: 1782
Measurement SW: DASY52, Version 52.8 (8); SEMCAD X Version 14.6.10 (7331)

Test Date: 2017-05-25; Ambient Temp: 21.9; Tissue Temp: 21.8

## Left Touch, 2.4 GHz W-LAN(802.11b) Ch. 1, Ant Internal, Standard Battery

## With Enlarge Plot image

**Area Scan (10x16x1):** Measurement grid: dx=12mm, dy=12mm
**Zoom Scan (7x7x7)/Cube 0:** Measurement grid: dx=5mm, dy=5mm, dz=5mm
Power Drift = -0.10 dB
Peak SAR (extrapolated) = 0.965 W/kg
**SAR(1 g) = 0.481 W/kg; SAR(10 g) = 0.254 W/kg**

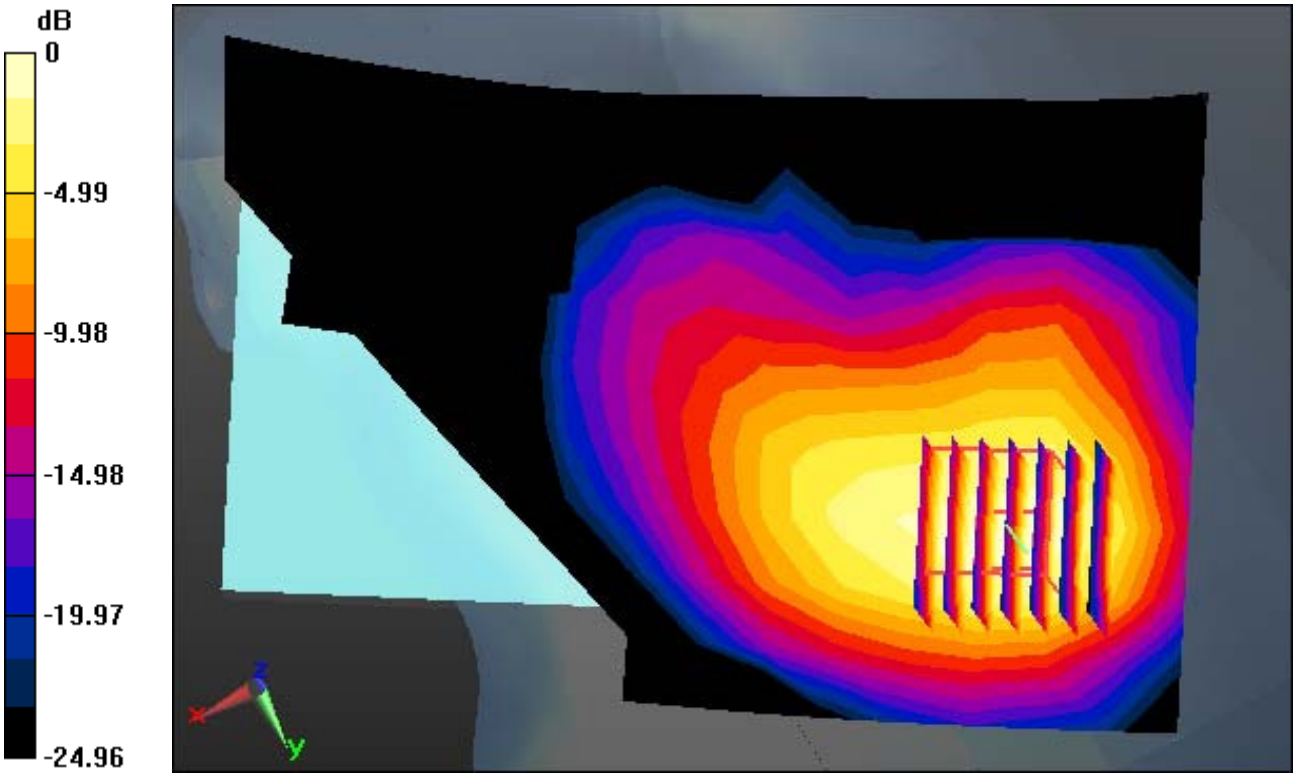


0 dB = 0.703 W/kg

# DT&C Co., Ltd.

## DUT: EA34; Type: Bar

Communication System: 2.4 GHz W-LAN (0); Frequency: 2412 MHz; Duty Cycle: 1:1
Medium parameters used: f = 2412 MHz; $\sigma$ = 1.734 S/m; $\varepsilon_r$ = 40.542; $\rho$ = 1000 kg/m$^3$
Phantom section: Left Section

**DASY5 Configuration:**
Probe: EX3DV4 - SN3933; ConvF(7.55, 7.55, 7.55); Calibrated: 9/27/2016; Electronics: DAE4 Sn1453
Phantom: SAM-twin middle(20deg probe tilt)_2013_09_24; Type: QD000P40CD; Serial: 1782
Measurement SW: DASY52, Version 52.8 (8); SEMCAD X Version 14.6.10 (7331)

Test Date: 2017-05-25; Ambient Temp: 21.9; Tissue Temp: 21.8

### Left Touch, 2.4 GHz W-LAN(802.11b) Ch. 1, Ant Internal, Standard Battery

**Area Scan (10x16x1):** Measurement grid: dx=12mm, dy=12mm
**Zoom Scan (7x7x7)/Cube 0:** Measurement grid: dx=5mm, dy=5mm, dz=5mm
Power Drift = -0.10 dB
Peak SAR (extrapolated) = 0.965 W/kg
**SAR(1 g) = 0.481 W/kg; SAR(10 g) = 0.254 W/kg**

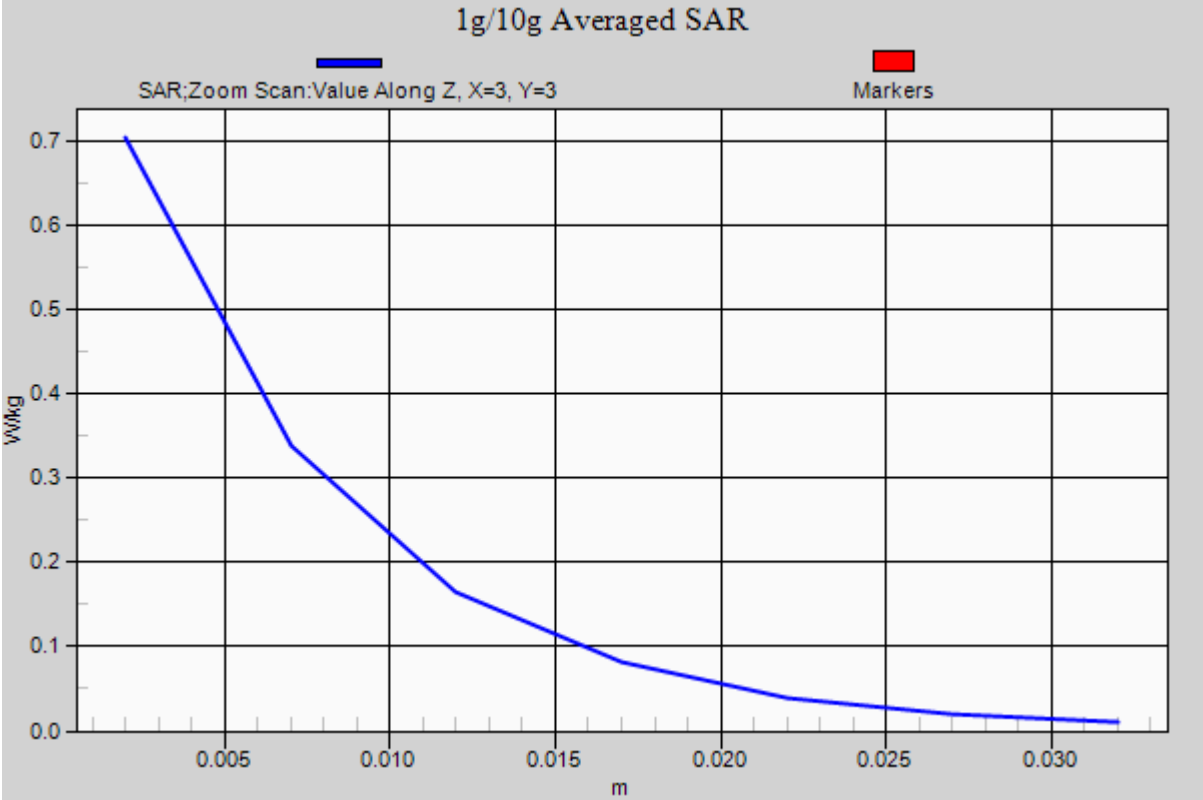

# DT&C Co., Ltd.

## DUT: EA34; Type: Bar

Communication System: W-LAN_5 GHz(FCC) (0); Frequency: 5290 MHz; Duty Cycle: 1:1
Medium parameters used: f = 5290 MHz; $\sigma$ = 4.638 S/m; $\varepsilon_r$ = 35.655; $\rho$ = 1000 kg/m$^3$
Phantom section: Left Section

**DASY5 Configuration:**
Probe: EX3DV4 - SN3933; ConvF(5.11, 5.11, 5.11); Calibrated: 9/27/2016; Electronics: DAE4 Sn1453
Phantom: SAM-twin middle(20deg probe tilt)_2013_09_24; Type: QD000P40CD; Serial: 1782
Measurement SW: DASY52, Version 52.8 (8); SEMCAD X Version 14.6.10 (7331)

Test Date: 2017-06-05; Ambient Temp: 22.1; Tissue Temp: 21.9

## Left Tilt, W-LAN(802.11ac VHT80) Ch. 58, Ant Internal, Standard Battery

**Area Scan (12x19x1):** Measurement grid: dx=10mm, dy=10mm
**Zoom Scan (7x7x12)/Cube 0:** Measurement grid: dx=4mm, dy=4mm, dz=2mm
Power Drift = -0.17 dB
Peak SAR (extrapolated) = 2.58 W/kg
**SAR(1 g) = 0.644 W/kg; SAR(10 g) = 0.175 W/kg**

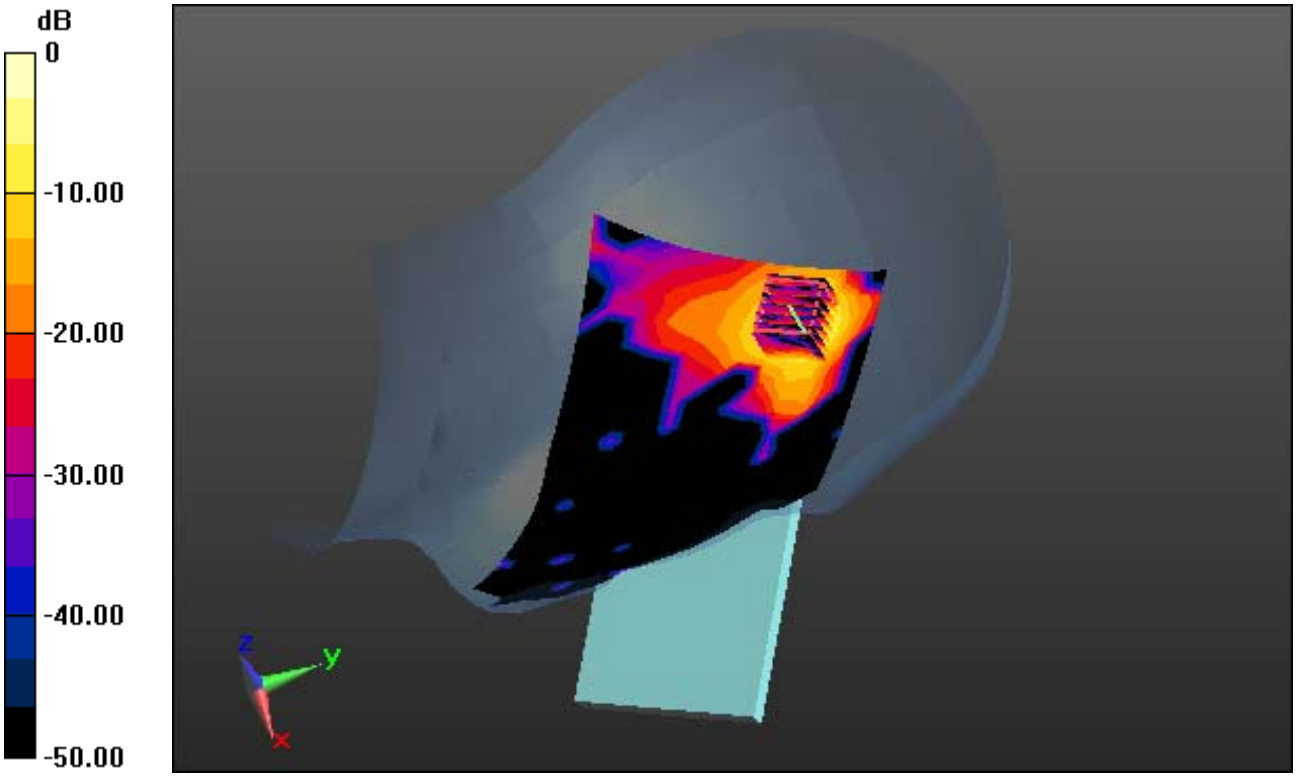


0 dB = 1.32 W/kg

# DT&C Co., Ltd.

## DUT: EA34; Type: Bar

Communication System: W-LAN_5 GHz(FCC) (0); Frequency: 5290 MHz; Duty Cycle: 1:1
Medium parameters used: f = 5290 MHz; $\sigma$ = 4.638 S/m; $\varepsilon_r$ = 35.655; $\rho$ = 1000 kg/m$^3$
Phantom section: Left Section

**DASY5 Configuration:**
Probe: EX3DV4 - SN3933; ConvF(5.11, 5.11, 5.11); Calibrated: 9/27/2016; Electronics: DAE4 Sn1453
Phantom: SAM-twin middle(20deg probe tilt)_2013_09_24; Type: QD000P40CD; Serial: 1782
Measurement SW: DASY52, Version 52.8 (8); SEMCAD X Version 14.6.10 (7331)

Test Date: 2017-06-05; Ambient Temp: 22.1; Tissue Temp: 21.9

## Left Tilt, W-LAN(802.11ac VHT80) Ch. 58, Ant Internal, Standard Battery

## With Enlarge Plot image

**Area Scan (12x19x1):** Measurement grid: dx=10mm, dy=10mm
**Zoom Scan (7x7x12)/Cube 0:** Measurement grid: dx=4mm, dy=4mm, dz=2mm
Power Drift = -0.17 dB
Peak SAR (extrapolated) = 2.58 W/kg
**SAR(1 g) = 0.644 W/kg; SAR(10 g) = 0.175 W/kg**

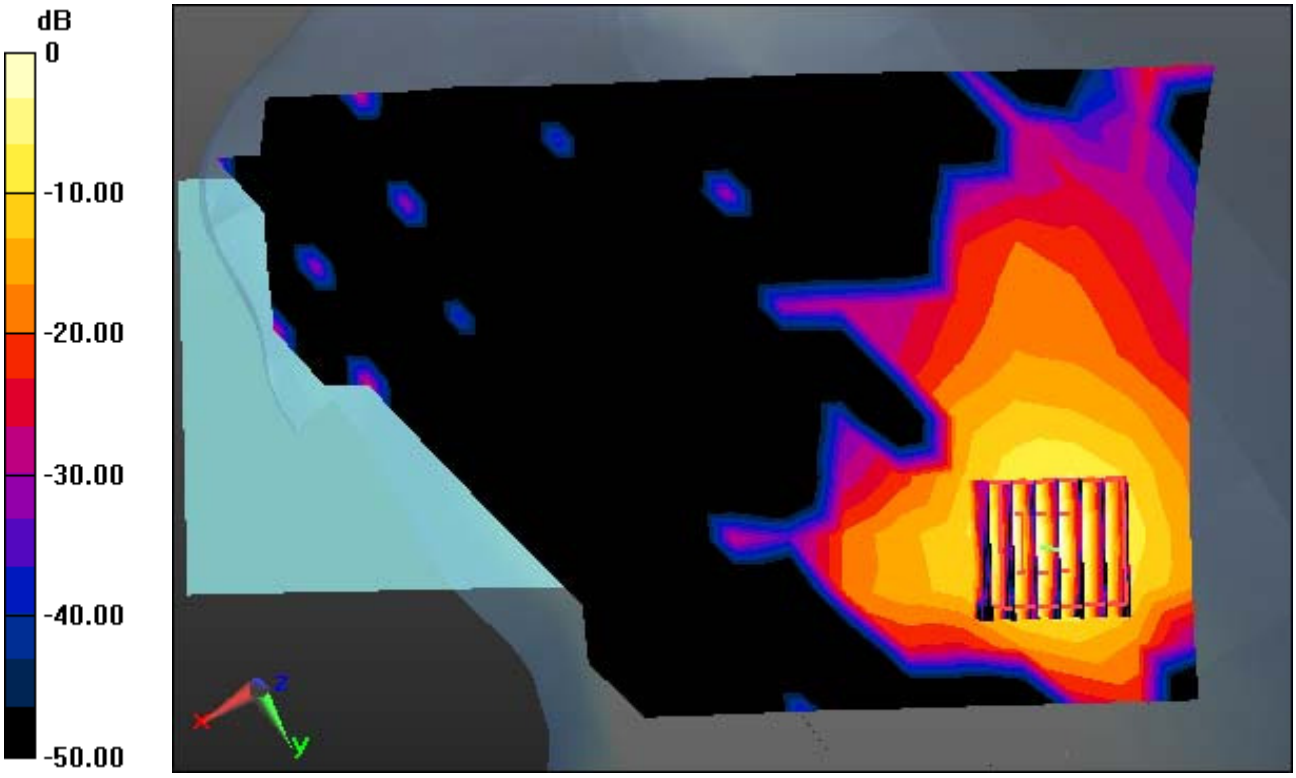


0 dB = 1.32 W/kg

# DT&C Co., Ltd.

## DUT: EA34; Type: Bar

Communication System: W-LAN_5 GHz(FCC) (0); Frequency: 5290 MHz; Duty Cycle: 1:1
Medium parameters used: f = 5290 MHz; $\sigma$ = 4.638 S/m; $\varepsilon_r$ = 35.655; $\rho$ = 1000 kg/m$^3$
Phantom section: Left Section

**DASY5 Configuration:**
Probe: EX3DV4 - SN3933; ConvF(5.11, 5.11, 5.11); Calibrated: 9/27/2016; Electronics: DAE4 Sn1453
Phantom: SAM-twin middle(20deg probe tilt)_2013_09_24; Type: QD000P40CD; Serial: 1782
Measurement SW: DASY52, Version 52.8 (8); SEMCAD X Version 14.6.10 (7331)

Test Date: 2017-06-05; Ambient Temp: 22.1; Tissue Temp: 21.9

## Left Tilt, W-LAN(802.11ac VHT80) Ch. 58, Ant Internal, Standard Battery

**Area Scan (12x19x1):** Measurement grid: dx=10mm, dy=10mm
**Zoom Scan (7x7x12)/Cube 0:** Measurement grid: dx=4mm, dy=4mm, dz=2mm
Power Drift = -0.17 dB
Peak SAR (extrapolated) = 2.58 W/kg
**SAR(1 g) = 0.644 W/kg; SAR(10 g) = 0.175 W/kg**

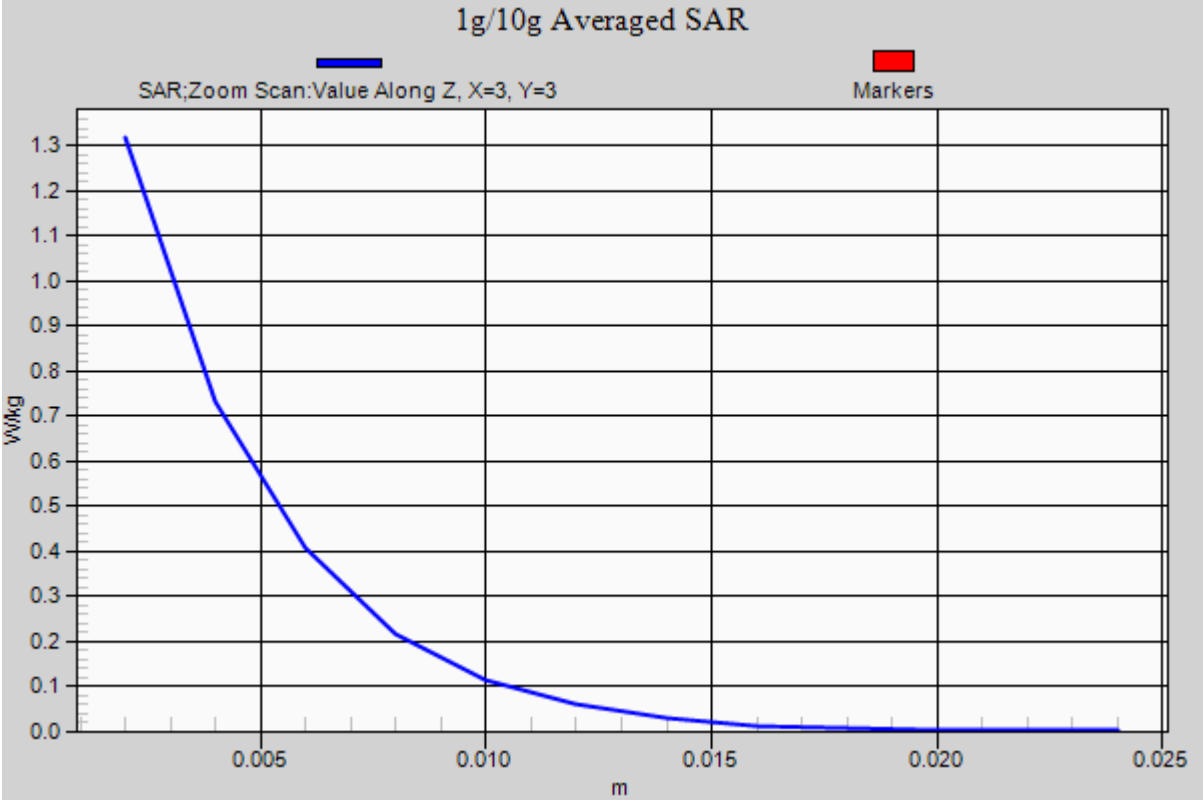

# DT&C Co., Ltd.

## DUT: EA34; Type: Bar

Communication System: W-LAN_5 GHz(FCC) (0); Frequency: 5670 MHz; Duty Cycle: 1:1
Medium parameters used: f = 5670 MHz; $\sigma$ = 4.969 S/m; $\varepsilon_r$ = 35.725; $\rho$ = 1000 kg/m$^3$
Phantom section: Left Section

**DASY5 Configuration:**
Probe: EX3DV4 - SN3933; ConvF(4.6, 4.6, 4.6); Calibrated: 9/27/2016; Electronics: DAE4 Sn1453
Phantom: SAM-twin middle(20deg probe tilt)_2013_09_24; Type: QD000P40CD; Serial: 1782
Measurement SW: DASY52, Version 52.8 (8); SEMCAD X Version 14.6.10 (7331)

Test Date: 2017-06-01; Ambient Temp: 21.9; Tissue Temp: 21.7

## Left Tilt, W-LAN(802.11n HT40) Ch. 134, Ant Internal, Standard Battery

**Area Scan (12x19x1):** Measurement grid: dx=10mm, dy=10mm
**Zoom Scan (7x7x12)/Cube 0:** Measurement grid: dx=4mm, dy=4mm, dz=2mm
Power Drift = 0.09 dB
Peak SAR (extrapolated) = 3.29 W/kg
**SAR(1 g) = 0.771 W/kg; SAR(10 g) = 0.202 W/kg**

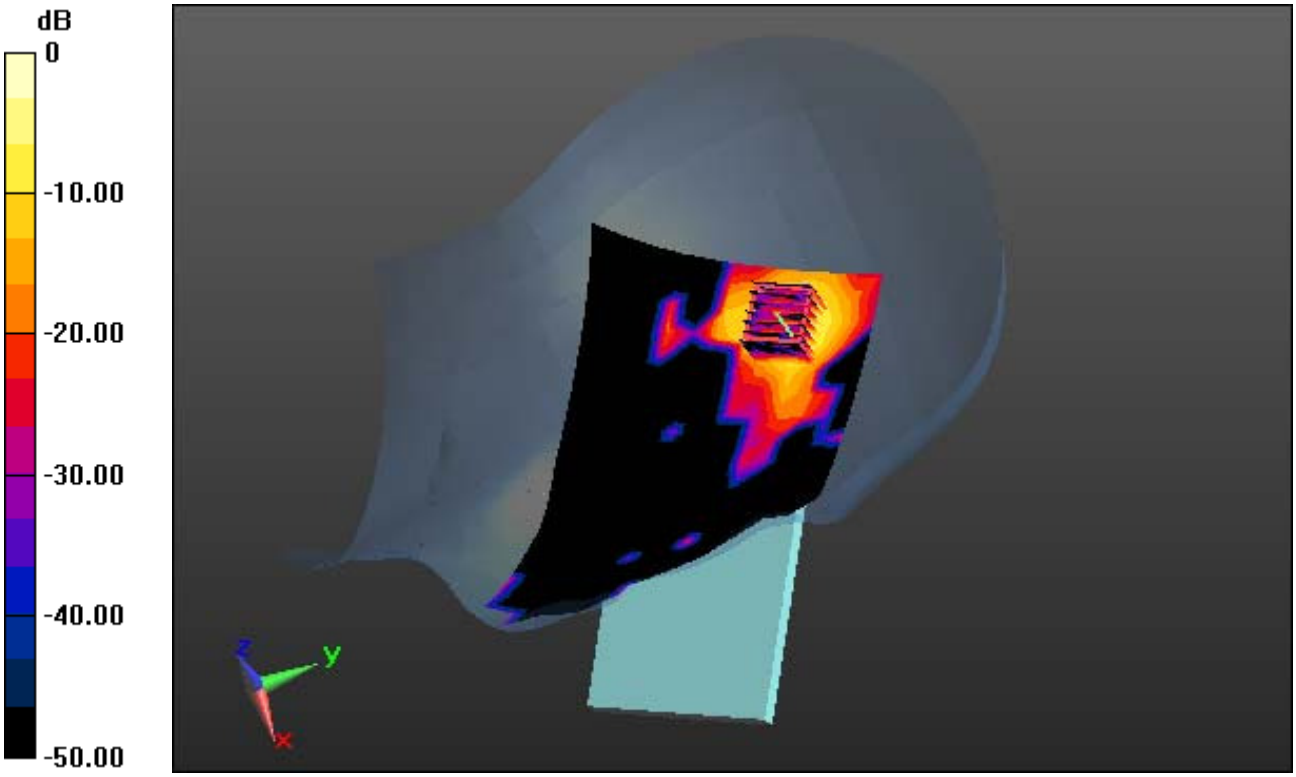


0 dB = 1.68 W/kg

# DT&C Co., Ltd.

## DUT: EA34; Type: Bar

Communication System: W-LAN_5 GHz(FCC) (0); Frequency: 5670 MHz; Duty Cycle: 1:1
Medium parameters used: f = 5670 MHz; $\sigma$ = 4.969 S/m; $\varepsilon_r$ = 35.725; $\rho$ = 1000 kg/m$^3$
Phantom section: Left Section

**DASY5 Configuration:**
Probe: EX3DV4 - SN3933; ConvF(4.6, 4.6, 4.6); Calibrated: 9/27/2016; Electronics: DAE4 Sn1453
Phantom: SAM-twin middle(20deg probe tilt)_2013_09_24; Type: QD000P40CD; Serial: 1782
Measurement SW: DASY52, Version 52.8 (8); SEMCAD X Version 14.6.10 (7331)

Test Date: 2017-06-01; Ambient Temp: 21.9; Tissue Temp: 21.7

## Left Tilt, W-LAN(802.11n HT40) Ch. 134, Ant Internal, Standard Battery

## With Enlarge Plot image

**Area Scan (12x19x1):** Measurement grid: dx=10mm, dy=10mm
**Zoom Scan (7x7x12)/Cube 0:** Measurement grid: dx=4mm, dy=4mm, dz=2mm
Power Drift = 0.09 dB
Peak SAR (extrapolated) = 3.29 W/kg
**SAR(1 g) = 0.771 W/kg; SAR(10 g) = 0.202 W/kg**

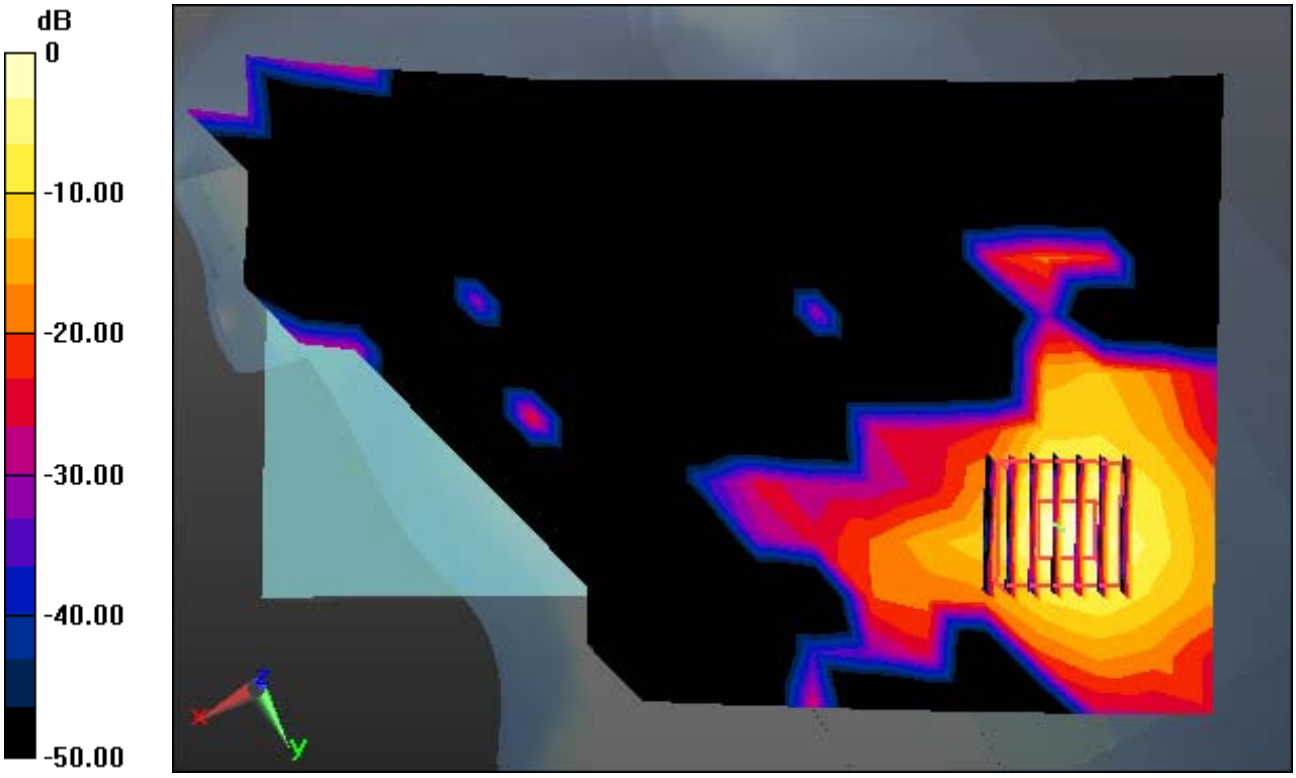


0 dB = 1.68 W/kg

# DT&C Co., Ltd.

## DUT: EA34; Type: Bar

Communication System: W-LAN_5 GHz(FCC) (0); Frequency: 5670 MHz; Duty Cycle: 1:1
Medium parameters used: f = 5670 MHz; $\sigma$ = 4.969 S/m; $\varepsilon_r$ = 35.725; $\rho$ = 1000 kg/m$^3$
Phantom section: Left Section

**DASY5 Configuration:**
Probe: EX3DV4 - SN3933; ConvF(4.6, 4.6, 4.6); Calibrated: 9/27/2016; Electronics: DAE4 Sn1453
Phantom: SAM-twin middle(20deg probe tilt)_2013_09_24; Type: QD000P40CD; Serial: 1782
Measurement SW: DASY52, Version 52.8 (8); SEMCAD X Version 14.6.10 (7331)

Test Date: 2017-06-01; Ambient Temp: 21.9; Tissue Temp: 21.7

## Left Tilt, W-LAN(802.11n HT40) Ch. 134, Ant Internal, Standard Battery

**Area Scan (12x19x1):** Measurement grid: dx=10mm, dy=10mm
**Zoom Scan (7x7x12)/Cube 0:** Measurement grid: dx=4mm, dy=4mm, dz=2mm
Power Drift = 0.09 dB
Peak SAR (extrapolated) = 3.29 W/kg
**SAR(1 g) = 0.771 W/kg; SAR(10 g) = 0.202 W/kg**

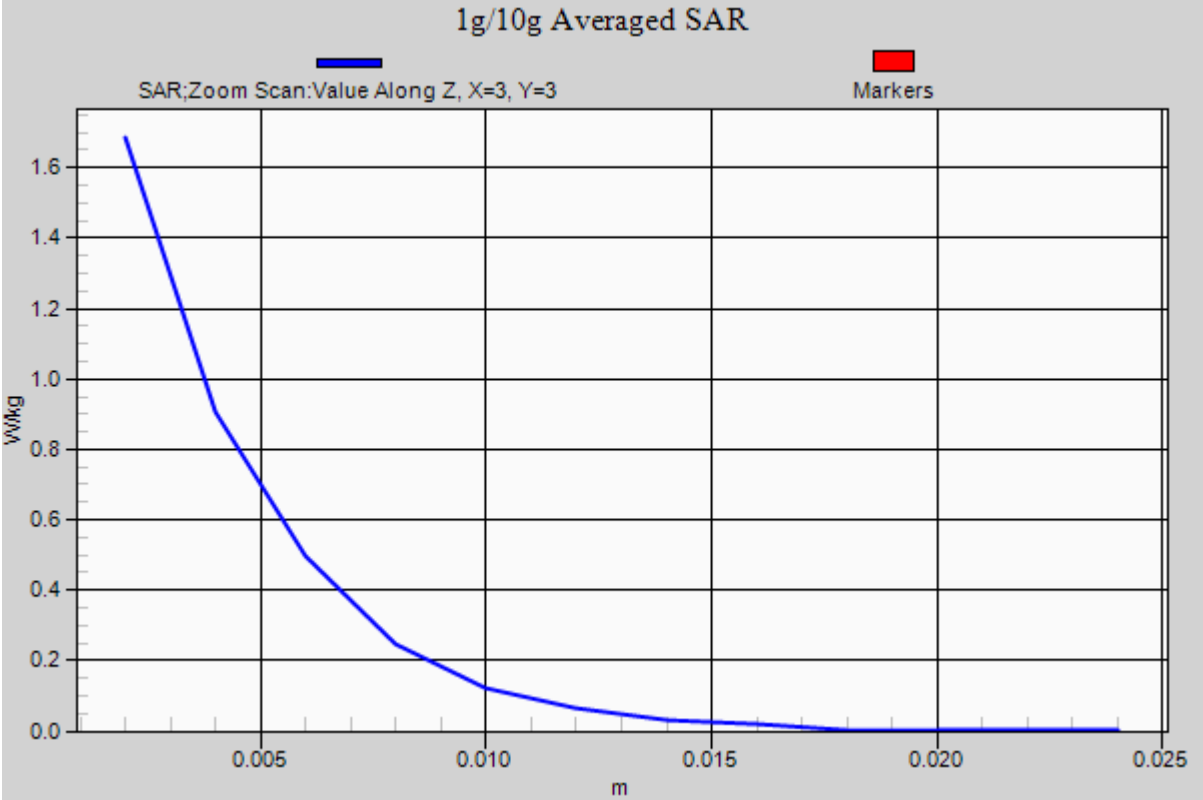

# DT&C Co., Ltd.

## DUT: EA34; Type: Bar

Communication System: GSM 850 (0); Frequency: 836.6 MHz; Duty Cycle: 1:8.3
Medium parameters used: f = 836.6 MHz; $\sigma$ = 1.007 S/m; $\varepsilon_r$ = 57.273; $\rho$ = 1000 kg/m$^3$
Phantom section: Flat Section

**DASY5 Configuration:**
Probe: EX3DV4 - SN3933; ConvF(10.47, 10.47, 10.47); Calibrated: 9/27/2016; Electronics: DAE4 Sn1453
Phantom: SAM-twin right (20deg probe tilt)_2013_09_24; Type: QD000P40CD; Serial: TP:1783
Measurement SW: DASY52, Version 52.8 (8); SEMCAD X Version 14.6.10 (7331)

Test Date: 2017-05-19; Ambient Temp: 21.2; Tissue Temp: 21.3

### 1 cm space from Body, Rear, GSM850 Ch. 190, Ant Internal

**Area Scan (8x13x1):** Measurement grid: dx=15mm, dy=15mm
**Zoom Scan (5x5x7)/Cube 0:** Measurement grid: dx=8mm, dy=8mm, dz=5mm
Power Drift = 0.04 dB
Peak SAR (extrapolated) = 0.502 W/kg
**SAR(1 g) = 0.386 W/kg; SAR(10 g) = 0.288 W/kg**

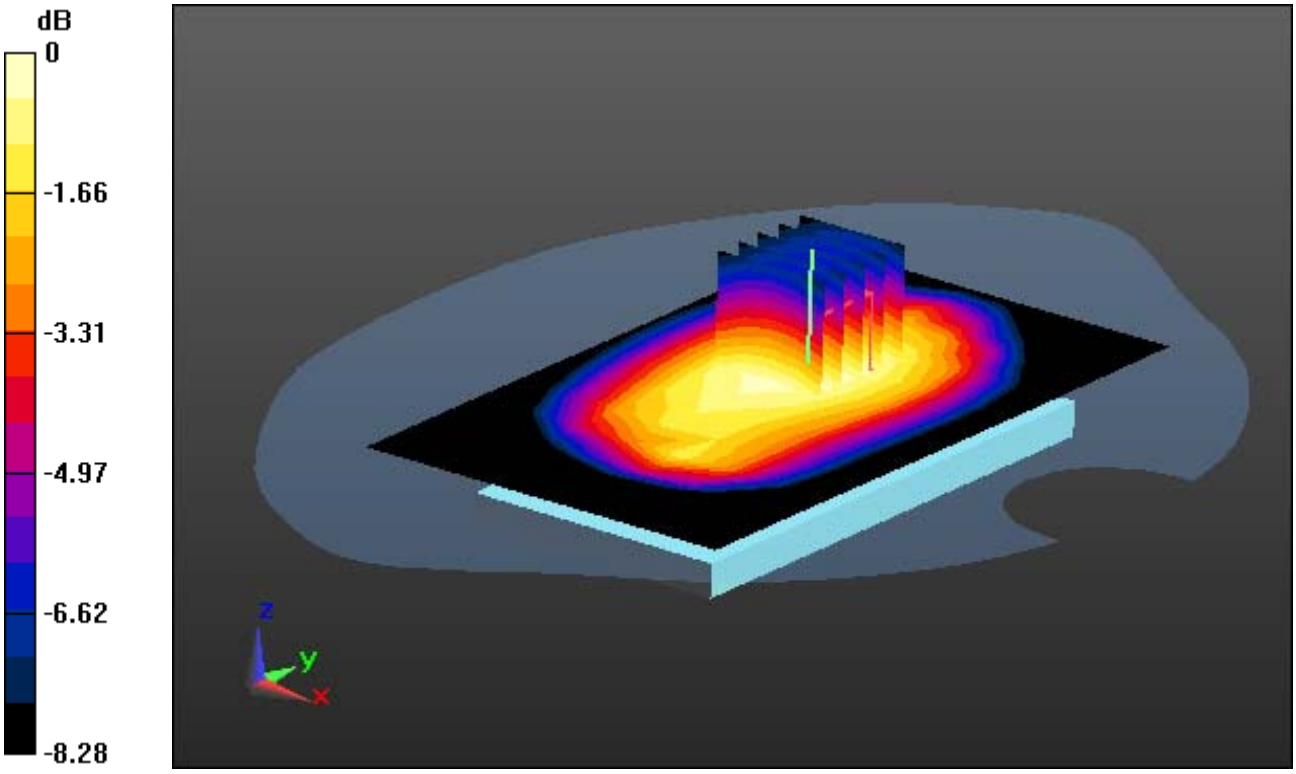


0 dB = 0.452 W/kg

# DT&C Co., Ltd.

## DUT: EA34; Type: Bar

Communication System: GSM 850 (0); Frequency: 836.6 MHz; Duty Cycle: 1:8.3
Medium parameters used: f = 836.6 MHz; $\sigma$ = 1.007 S/m; $\varepsilon_r$ = 57.273; $\rho$ = 1000 kg/m$^3$
Phantom section: Flat Section

**DASY5 Configuration:**
Probe: EX3DV4 - SN3933; ConvF(10.47, 10.47, 10.47); Calibrated: 9/27/2016; Electronics: DAE4 Sn1453
Phantom: SAM-twin right (20deg probe tilt)_2013_09_24; Type: QD000P40CD; Serial: TP:1783
Measurement SW: DASY52, Version 52.8 (8); SEMCAD X Version 14.6.10 (7331)

Test Date: 2017-05-19; Ambient Temp: 21.2; Tissue Temp: 21.3

## 1 cm space from Body, Rear, GSM850 Ch. 190, Ant Internal

## With Enlarge Plot image

**Area Scan (8x13x1):** Measurement grid: dx=15mm, dy=15mm
**Zoom Scan (5x5x7)/Cube 0:** Measurement grid: dx=8mm, dy=8mm, dz=5mm
Power Drift = 0.04 dB
Peak SAR (extrapolated) = 0.502 W/kg
**SAR(1 g) = 0.386 W/kg; SAR(10 g) = 0.288 W/kg**

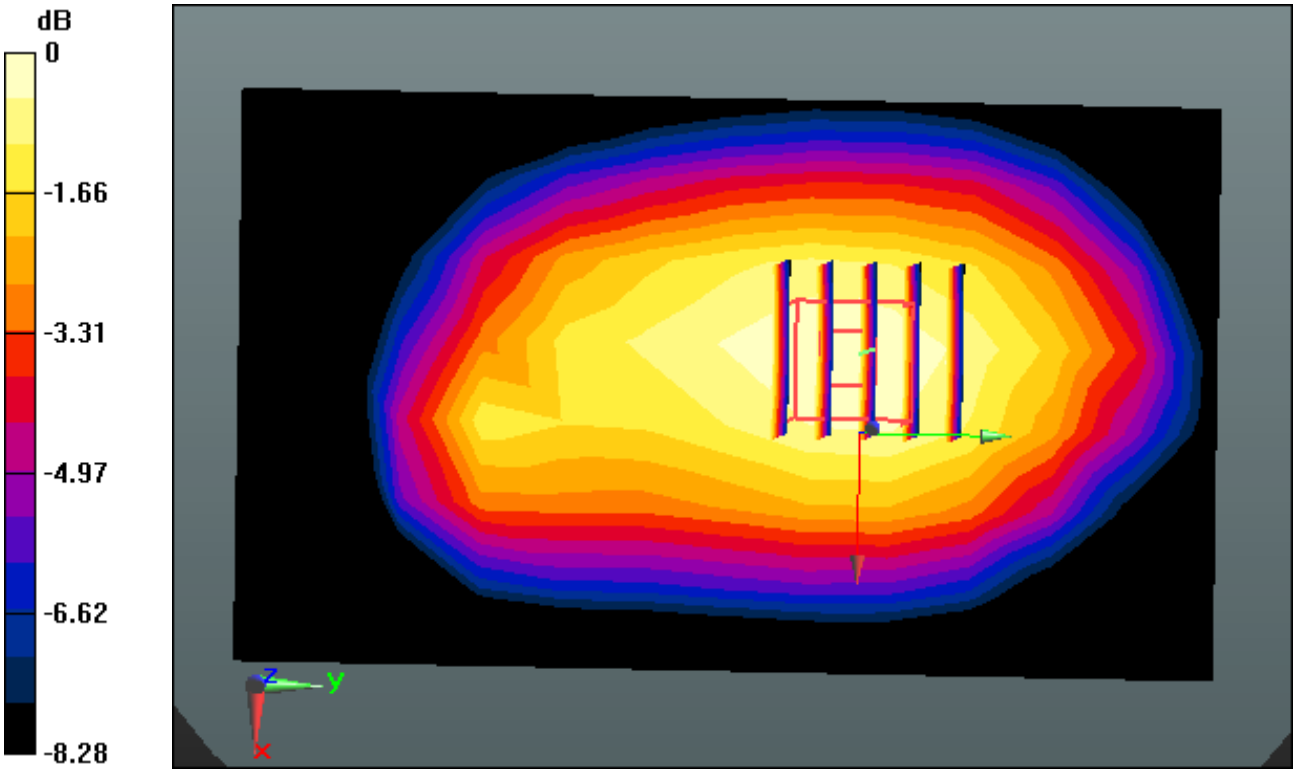


0 dB = 0.452 W/kg

# DT&C Co., Ltd.

## DUT: EA34; Type: Bar

Communication System: GSM 850 (0); Frequency: 836.6 MHz; Duty Cycle: 1:8.3
Medium parameters used: f = 836.6 MHz; $\sigma$ = 1.007 S/m; $\varepsilon_r$ = 57.273; $\rho$ = 1000 kg/m$^3$
Phantom section: Flat Section

**DASY5 Configuration:**
Probe: EX3DV4 - SN3933; ConvF(10.47, 10.47, 10.47); Calibrated: 9/27/2016; Electronics: DAE4 Sn1453
Phantom: SAM-twin right (20deg probe tilt)_2013_09_24; Type: QD000P40CD; Serial: TP:1783
Measurement SW: DASY52, Version 52.8 (8); SEMCAD X Version 14.6.10 (7331)

Test Date: 2017-05-19; Ambient Temp: 21.2; Tissue Temp: 21.3

## 1 cm space from Body, Rear, GSM850 Ch. 190, Ant Internal

**Area Scan (8x13x1):** Measurement grid: dx=15mm, dy=15mm
**Zoom Scan (5x5x7)/Cube 0:** Measurement grid: dx=8mm, dy=8mm, dz=5mm
Power Drift = 0.04 dB
Peak SAR (extrapolated) = 0.502 W/kg
**SAR(1 g) = 0.386 W/kg; SAR(10 g) = 0.288 W/kg**

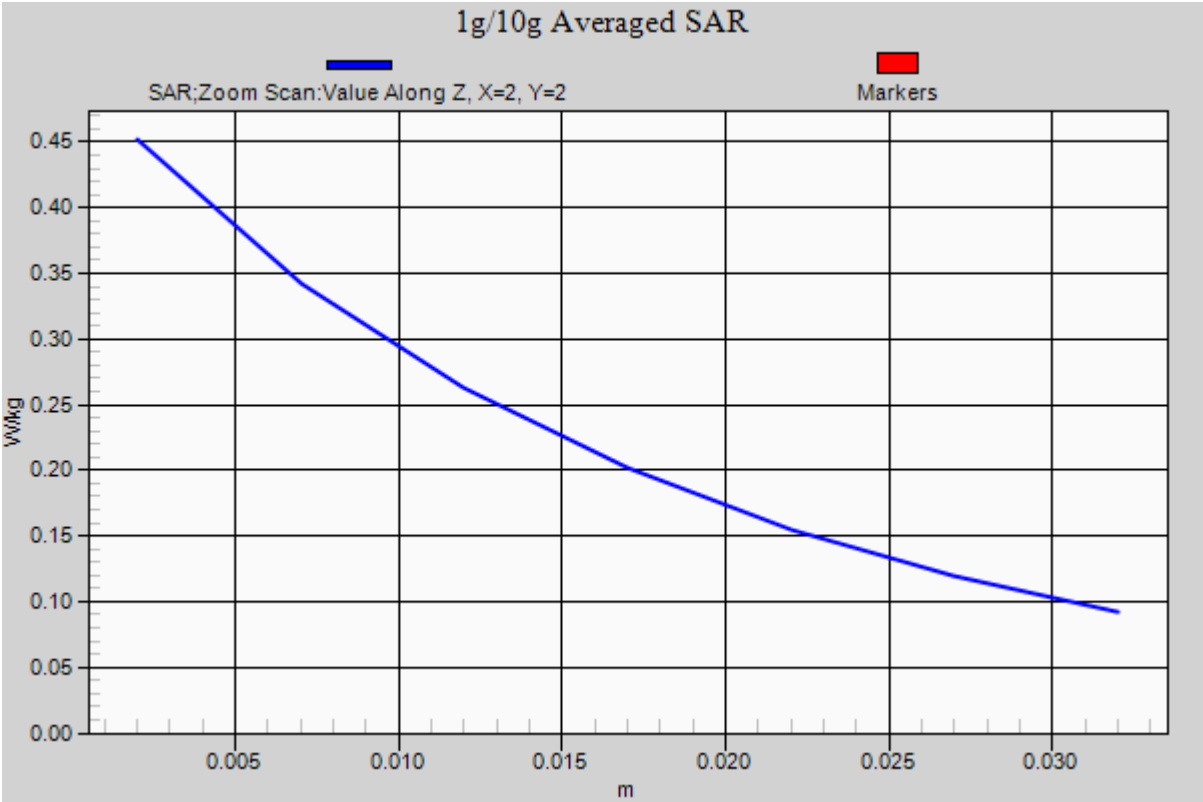

# DT&C Co., Ltd.

## DUT: EA34; Type: Bar

Communication System: GSM 850_10 (0); Frequency: 836.6 MHz; Duty Cycle: 1:4.15
Medium parameters used: f = 836.6 MHz; $\sigma$ = 1.007 S/m; $\varepsilon_r$ = 57.273; $\rho$ = 1000 kg/m$^3$
Phantom section: Flat Section

**DASY5 Configuration:**
Probe: EX3DV4 - SN3933; ConvF(10.47, 10.47, 10.47); Calibrated: 9/27/2016; Electronics: DAE4 Sn1453
Phantom: SAM-twin right (20deg probe tilt)_2013_09_24; Type: QD000P40CD; Serial: TP:1783
Measurement SW: DASY52, Version 52.8 (8); SEMCAD X Version 14.6.10 (7331)

Test Date: 2017-05-19; Ambient Temp: 21.2; Tissue Temp: 21.3

### 1 cm space from Body, Rear, GSM850 GPRS 2 Tx Ch. 190, Ant Internal

**Area Scan (8x13x1):** Measurement grid: dx=15mm, dy=15mm
**Zoom Scan (5x5x7)/Cube 0:** Measurement grid: dx=8mm, dy=8mm, dz=5mm
Power Drift = -0.00 dB
Peak SAR (extrapolated) = 0.557 W/kg
**SAR(1 g) = 0.423 W/kg; SAR(10 g) = 0.312 W/kg**

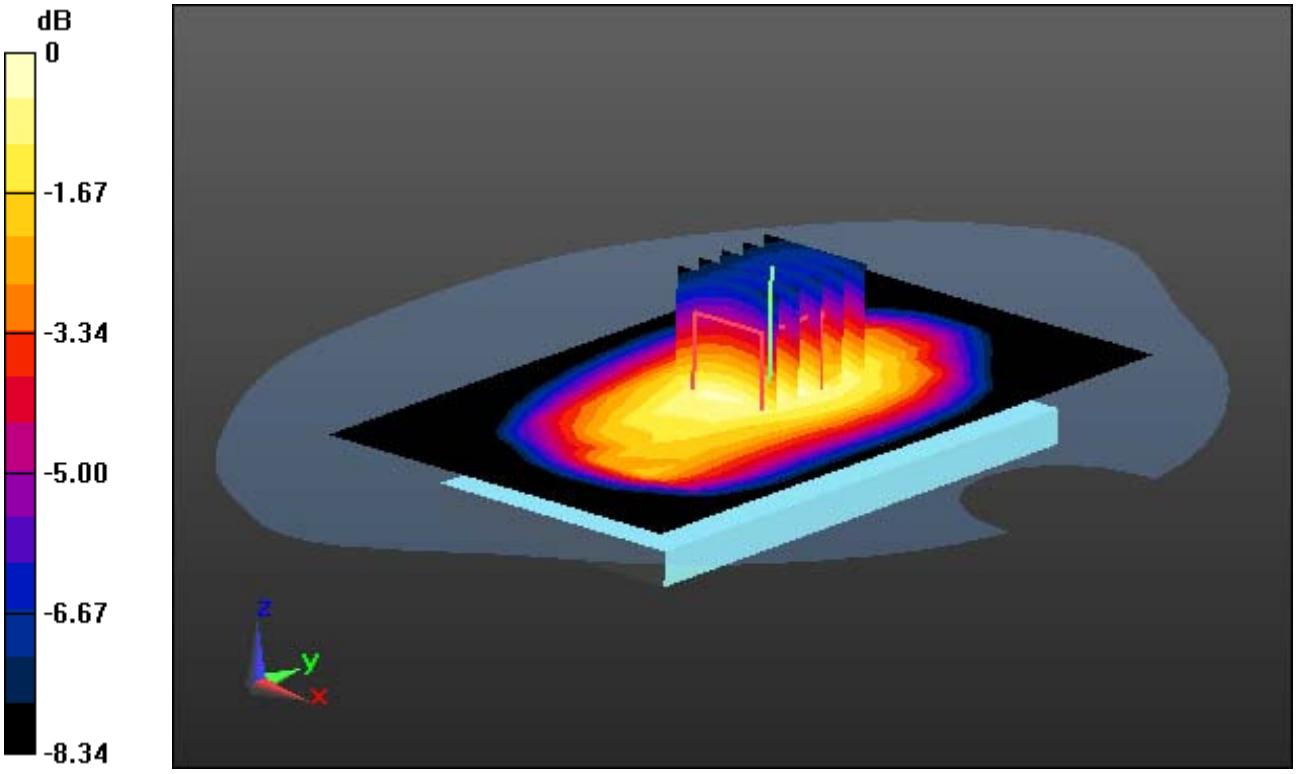


0 dB = 0.499 W/kg

# DT&C Co., Ltd.

## DUT: EA34; Type: Bar

Communication System: GSM 850_10 (0); Frequency: 836.6 MHz; Duty Cycle: 1:4.15
Medium parameters used: f = 836.6 MHz; $\sigma$ = 1.007 S/m; $\varepsilon_r$ = 57.273; $\rho$ = 1000 kg/m$^3$
Phantom section: Flat Section

**DASY5 Configuration:**
Probe: EX3DV4 - SN3933; ConvF(10.47, 10.47, 10.47); Calibrated: 9/27/2016; Electronics: DAE4 Sn1453
Phantom: SAM-twin right (20deg probe tilt)_2013_09_24; Type: QD000P40CD; Serial: TP:1783
Measurement SW: DASY52, Version 52.8 (8); SEMCAD X Version 14.6.10 (7331)

Test Date: 2017-05-19; Ambient Temp: 21.2; Tissue Temp: 21.3

## 1 cm space from Body, Rear, GSM850 GPRS 2 Tx Ch. 190, Ant Internal

## With Enlarge Plot image

**Area Scan (8x13x1):** Measurement grid: dx=15mm, dy=15mm
**Zoom Scan (5x5x7)/Cube 0:** Measurement grid: dx=8mm, dy=8mm, dz=5mm
Power Drift = -0.00 dB
Peak SAR (extrapolated) = 0.557 W/kg
**SAR(1 g) = 0.423 W/kg; SAR(10 g) = 0.312 W/kg**

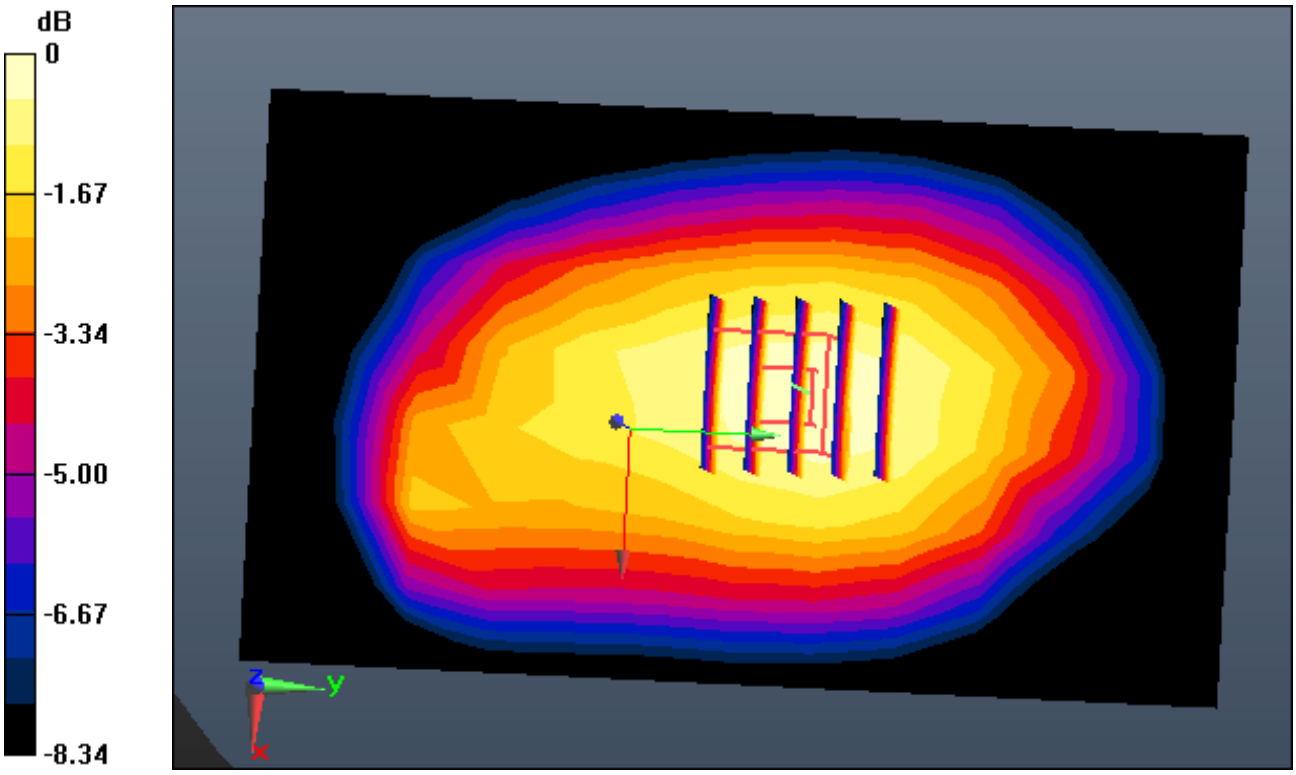


0 dB = 0.499 W/kg

# DT&C Co., Ltd.

## DUT: EA34; Type: Bar

Communication System: GSM 850_10 (0); Frequency: 836.6 MHz; Duty Cycle: 1:4.15
Medium parameters used: f = 836.6 MHz; $\sigma$ = 1.007 S/m; $\varepsilon_r$ = 57.273; $\rho$ = 1000 kg/m$^3$
Phantom section: Flat Section

**DASY5 Configuration:**
Probe: EX3DV4 - SN3933; ConvF(10.47, 10.47, 10.47); Calibrated: 9/27/2016; Electronics: DAE4 Sn1453
Phantom: SAM-twin right (20deg probe tilt)_2013_09_24; Type: QD000P40CD; Serial: TP:1783
Measurement SW: DASY52, Version 52.8 (8); SEMCAD X Version 14.6.10 (7331)

Test Date: 2017-05-19; Ambient Temp: 21.2; Tissue Temp: 21.3

### 1 cm space from Body, Rear, GSM850 GPRS 2 Tx Ch. 190, Ant Internal

**Area Scan (8x13x1):** Measurement grid: dx=15mm, dy=15mm
**Zoom Scan (5x5x7)/Cube 0:** Measurement grid: dx=8mm, dy=8mm, dz=5mm
Power Drift = -0.00 dB
Peak SAR (extrapolated) = 0.557 W/kg
**SAR(1 g) = 0.423 W/kg; SAR(10 g) = 0.312 W/kg**

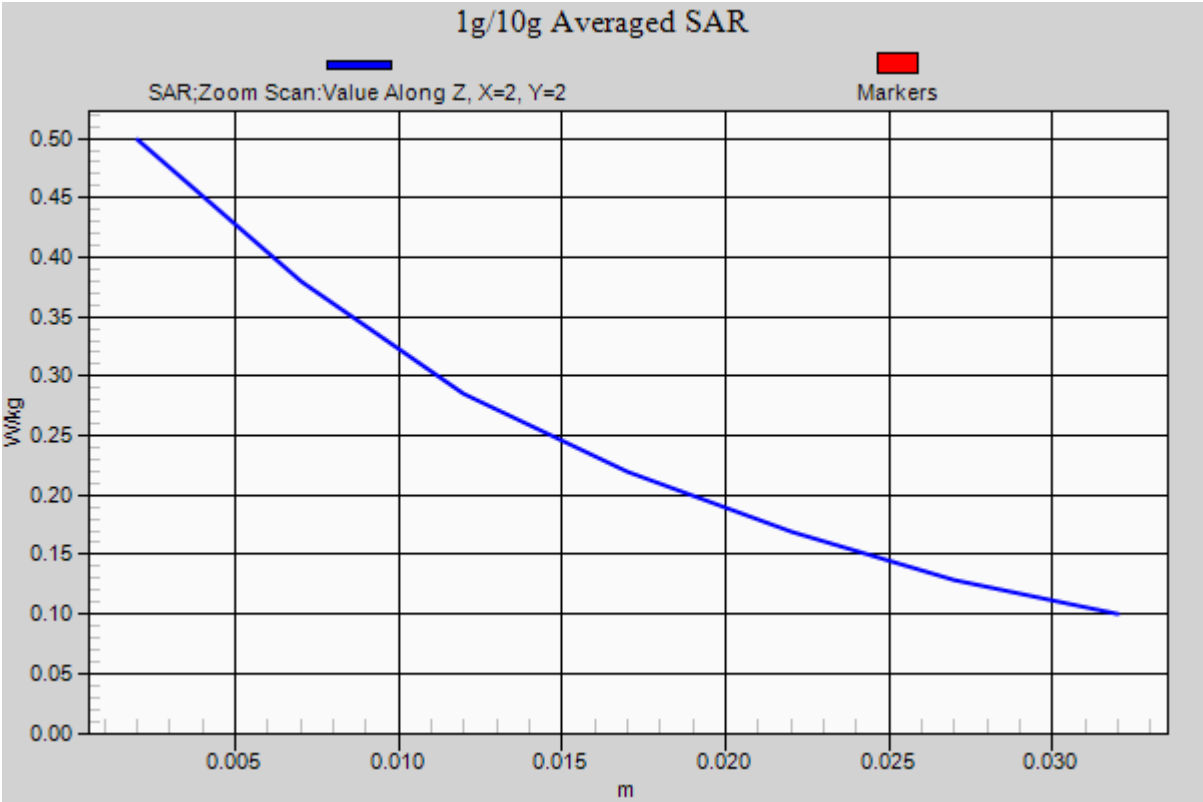

# DT&C Co., Ltd.

## DUT: EA34; Type: Bar

Communication System: PCS 1900 (0); Frequency: 1880 MHz; Duty Cycle: 1:8.3
Medium parameters used: f = 1880 MHz; $\sigma$ = 1.513 S/m; $\varepsilon_r$ = 53.5; $\rho$ = 1000 kg/m$^3$
Phantom section: Flat Section

**DASY5 Configuration:**
Probe: EX3DV4 - SN3933; ConvF(8.17, 8.17, 8.17); Calibrated: 9/27/2016; Electronics: DAE4 Sn1453
Phantom: SAM-twin middle(20deg probe tilt)_2013_09_24; Type: QD000P40CD; Serial: 1782
Measurement SW: DASY52, Version 52.8 (8); SEMCAD X Version 14.6.10 (7331)

Test Date: 2017-05-22; Ambient Temp: 21.6; Tissue Temp: 21.2

## 1 cm space from Body, Rear, PCS1900 Ch. 661, Ant Internal

**Area Scan (8x13x1):** Measurement grid: dx=15mm, dy=15mm
**Zoom Scan (5x5x7)/Cube 0:** Measurement grid: dx=8mm, dy=8mm, dz=5mm
Power Drift = 0.05 dB
Peak SAR (extrapolated) = 1.15 W/kg
**SAR(1 g) = 0.619 W/kg; SAR(10 g) = 0.311 W/kg**

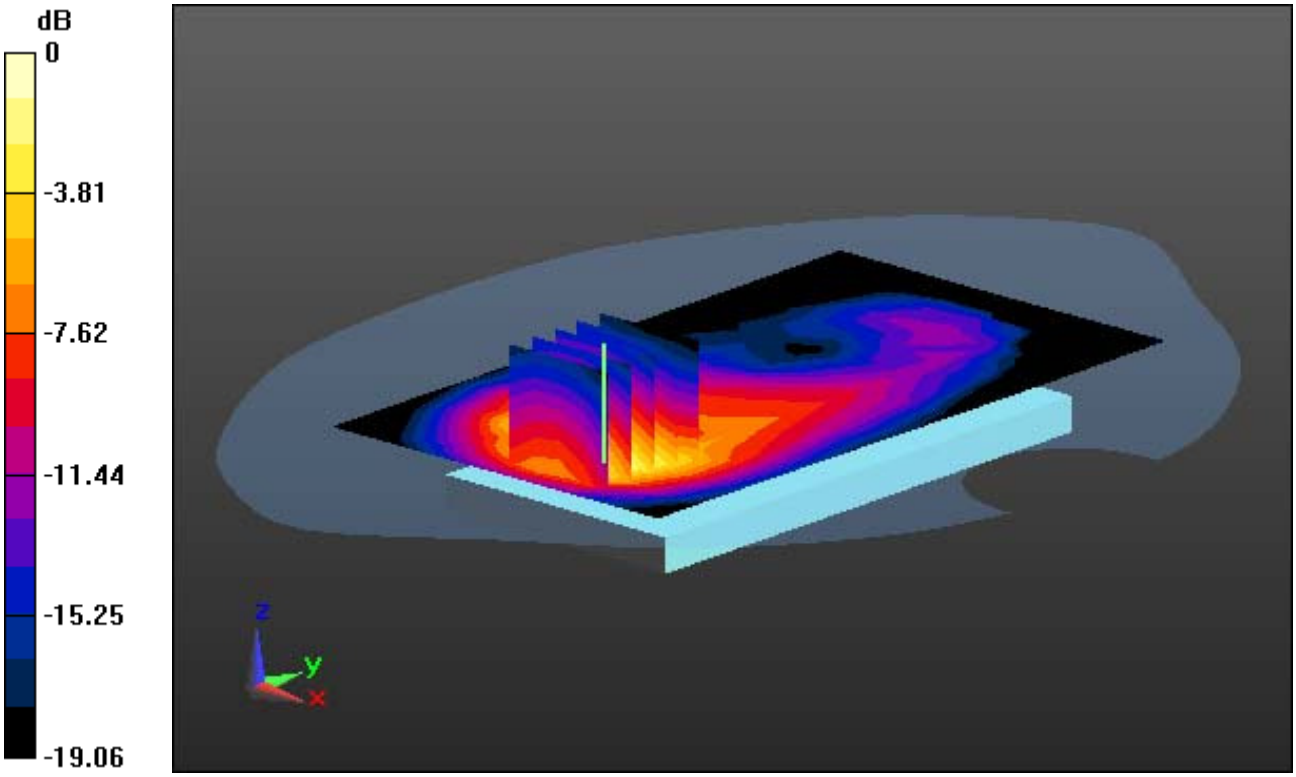


0 dB = 0.900 W/kg

# DT&C Co., Ltd.

## DUT: EA34; Type: Bar

Communication System: PCS 1900 (0); Frequency: 1880 MHz; Duty Cycle: 1:8.3
Medium parameters used: f = 1880 MHz; $\sigma$ = 1.513 S/m; $\varepsilon_r$ = 53.5; $\rho$ = 1000 kg/m$^3$
Phantom section: Flat Section

**DASY5 Configuration:**
Probe: EX3DV4 - SN3933; ConvF(8.17, 8.17, 8.17); Calibrated: 9/27/2016; Electronics: DAE4 Sn1453
Phantom: SAM-twin middle(20deg probe tilt)_2013_09_24; Type: QD000P40CD; Serial: 1782
Measurement SW: DASY52, Version 52.8 (8); SEMCAD X Version 14.6.10 (7331)

Test Date: 2017-05-22; Ambient Temp: 21.6; Tissue Temp: 21.2

## 1 cm space from Body, Rear, PCS1900 Ch. 661, Ant Internal

## With Enlarge Plot image

**Area Scan (8x13x1):** Measurement grid: dx=15mm, dy=15mm
**Zoom Scan (5x5x7)/Cube 0:** Measurement grid: dx=8mm, dy=8mm, dz=5mm
Power Drift = 0.05 dB
Peak SAR (extrapolated) = 1.15 W/kg
**SAR(1 g) = 0.619 W/kg; SAR(10 g) = 0.311 W/kg**

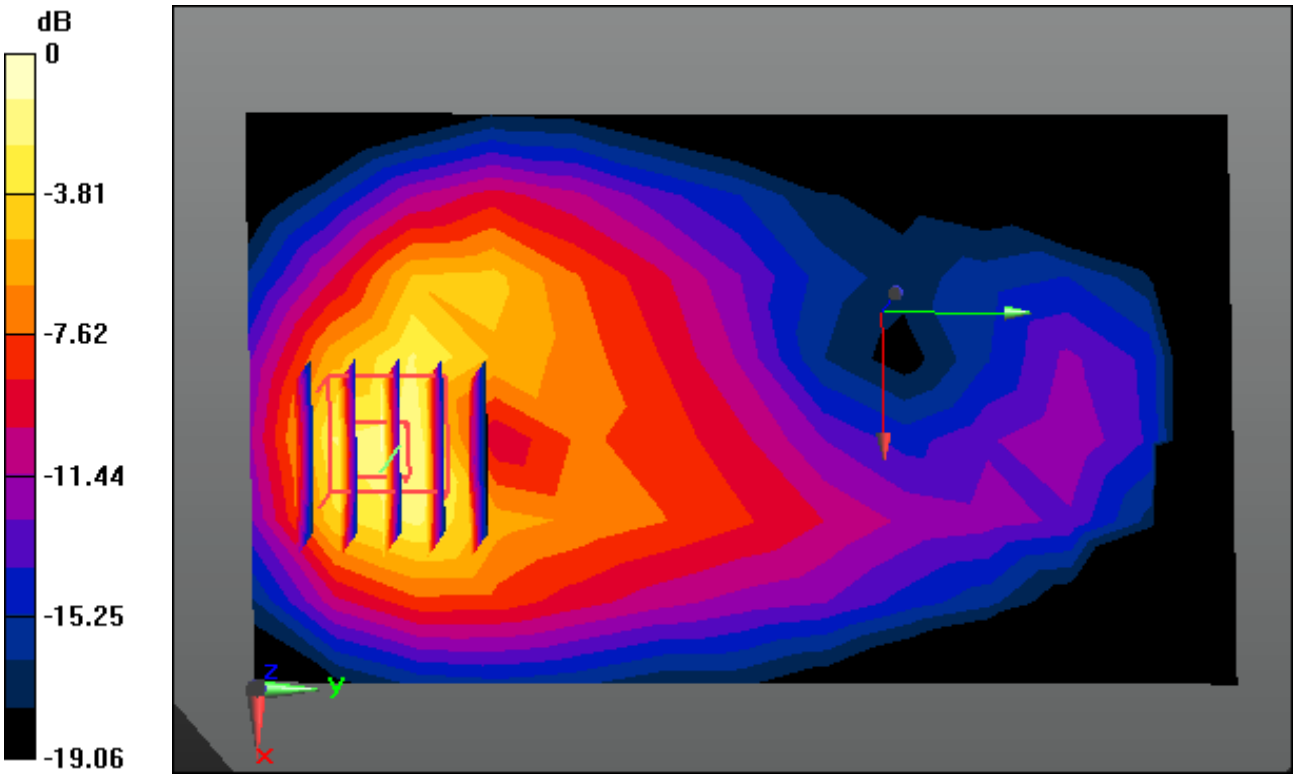


0 dB = 0.900 W/kg

# DT&C Co., Ltd.

## DUT: EA34; Type: Bar

Communication System: PCS 1900 (0); Frequency: 1880 MHz; Duty Cycle: 1:8.3
Medium parameters used: f = 1880 MHz; $\sigma$ = 1.513 S/m; $\varepsilon_r$ = 53.5; $\rho$ = 1000 kg/m$^3$
Phantom section: Flat Section

**DASY5 Configuration:**
Probe: EX3DV4 - SN3933; ConvF(8.17, 8.17, 8.17); Calibrated: 9/27/2016; Electronics: DAE4 Sn1453
Phantom: SAM-twin middle(20deg probe tilt)_2013_09_24; Type: QD000P40CD; Serial: 1782
Measurement SW: DASY52, Version 52.8 (8); SEMCAD X Version 14.6.10 (7331)

Test Date: 2017-05-22; Ambient Temp: 21.6; Tissue Temp: 21.2

### 1 cm space from Body, Rear, PCS1900 Ch. 661, Ant Internal

**Area Scan (8x13x1):** Measurement grid: dx=15mm, dy=15mm
**Zoom Scan (5x5x7)/Cube 0:** Measurement grid: dx=8mm, dy=8mm, dz=5mm
Power Drift = 0.05 dB
Peak SAR (extrapolated) = 1.15 W/kg
**SAR(1 g) = 0.619 W/kg; SAR(10 g) = 0.311 W/kg**

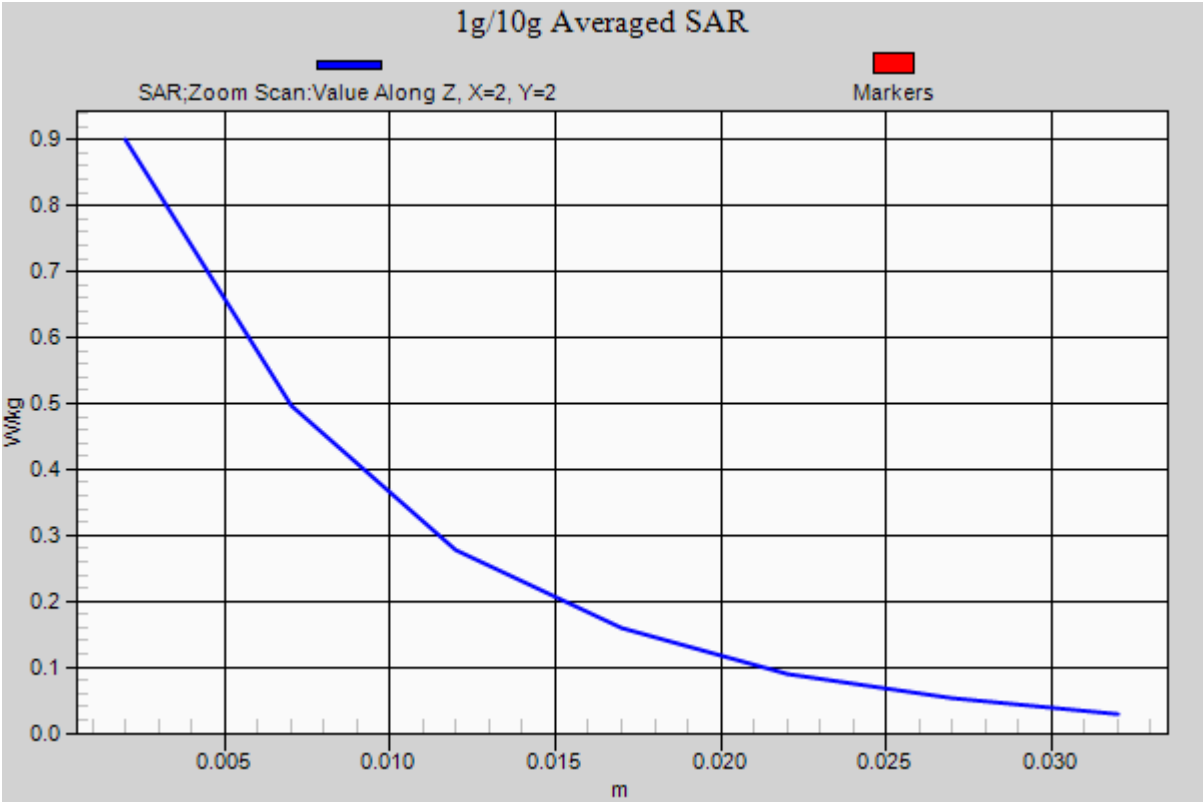

# DT&C Co., Ltd.

## DUT: EA34; Type: Bar

Communication System: PCS1900_Class 10 (0); Frequency: 1850.2 MHz; Duty Cycle: 1:4.15
Medium parameters used: f = 1850.2 MHz; $\sigma$ = 1.485 S/m; $\varepsilon_r$ = 53.528; $\rho$ = 1000 kg/m$^3$
Phantom section: Flat Section

**DASY5 Configuration:**
Probe: EX3DV4 - SN3933; ConvF(8.17, 8.17, 8.17); Calibrated: 9/27/2016; Electronics: DAE4 Sn1453
Phantom: SAM-twin middle(20deg probe tilt)_2013_09_24; Type: QD000P40CD; Serial: 1782
Measurement SW: DASY52, Version 52.8 (8); SEMCAD X Version 14.6.10 (7331)

Test Date: 2017-05-22; Ambient Temp: 21.6; Tissue Temp: 21.2

### 1 cm space from Body, Rear, PCS1900 GPRS 2 Tx Ch. 512, Ant Internal

**Area Scan (8x13x1):** Measurement grid: dx=15mm, dy=15mm
**Zoom Scan (5x5x7)/Cube 0:** Measurement grid: dx=8mm, dy=8mm, dz=5mm
Power Drift = 0.09 dB
Peak SAR (extrapolated) = 1.50 W/kg
**SAR(1 g) = 0.823 W/kg; SAR(10 g) = 0.418 W/kg**

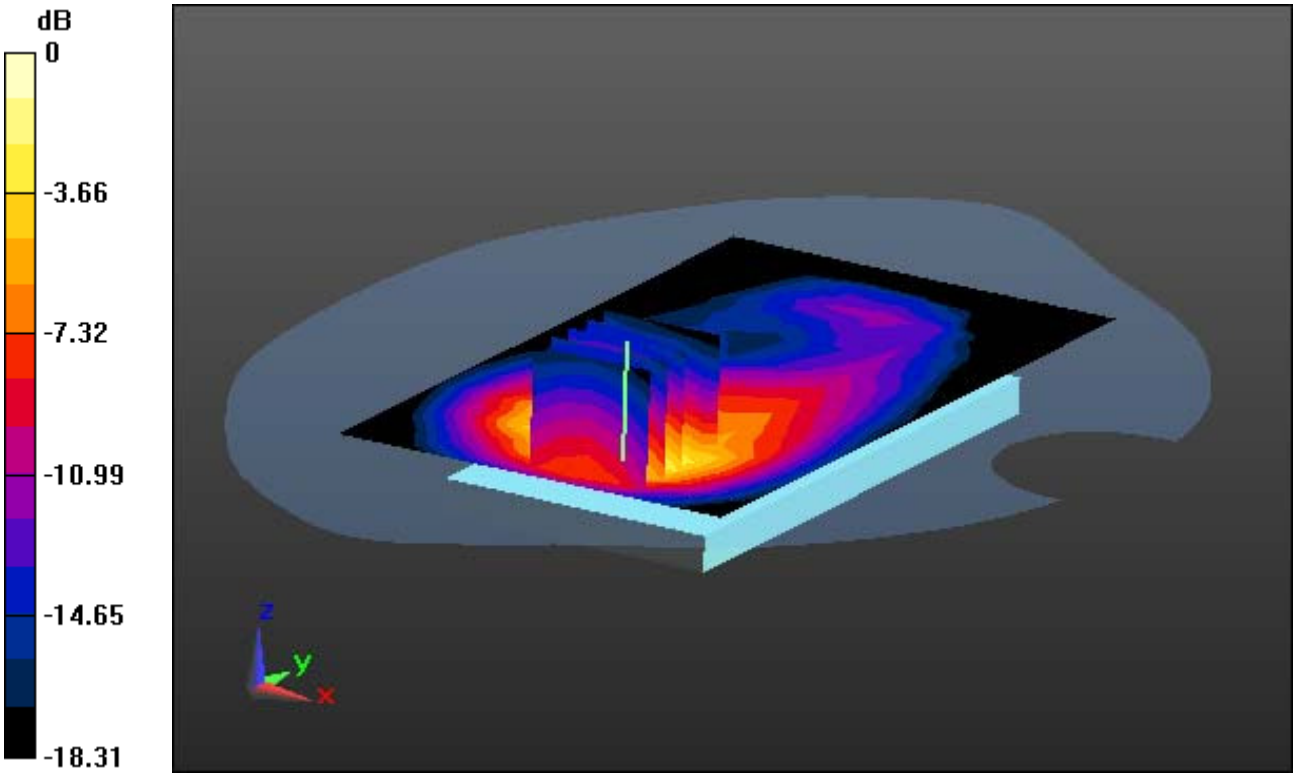


0 dB = 1.18 W/kg

# DT&C Co., Ltd.

## DUT: EA34; Type: Bar

Communication System: PCS1900_Class 10 (0); Frequency: 1850.2 MHz; Duty Cycle: 1:4.15
Medium parameters used: f = 1850.2 MHz; $\sigma$ = 1.485 S/m; $\varepsilon_r$ = 53.528; $\rho$ = 1000 kg/m$^3$
Phantom section: Flat Section

**DASY5 Configuration:**
Probe: EX3DV4 - SN3933; ConvF(8.17, 8.17, 8.17); Calibrated: 9/27/2016; Electronics: DAE4 Sn1453
Phantom: SAM-twin middle(20deg probe tilt)_2013_09_24; Type: QD000P40CD; Serial: 1782
Measurement SW: DASY52, Version 52.8 (8); SEMCAD X Version 14.6.10 (7331)

Test Date: 2017-05-22; Ambient Temp: 21.6; Tissue Temp: 21.2

## 1 cm space from Body, Rear, PCS1900 GPRS 2 Tx Ch. 512, Ant Internal

## With Enlarge Plot image

**Area Scan (8x13x1):** Measurement grid: dx=15mm, dy=15mm
**Zoom Scan (5x5x7)/Cube 0:** Measurement grid: dx=8mm, dy=8mm, dz=5mm
Power Drift = 0.09 dB
Peak SAR (extrapolated) = 1.50 W/kg
**SAR(1 g) = 0.823 W/kg; SAR(10 g) = 0.418 W/kg**

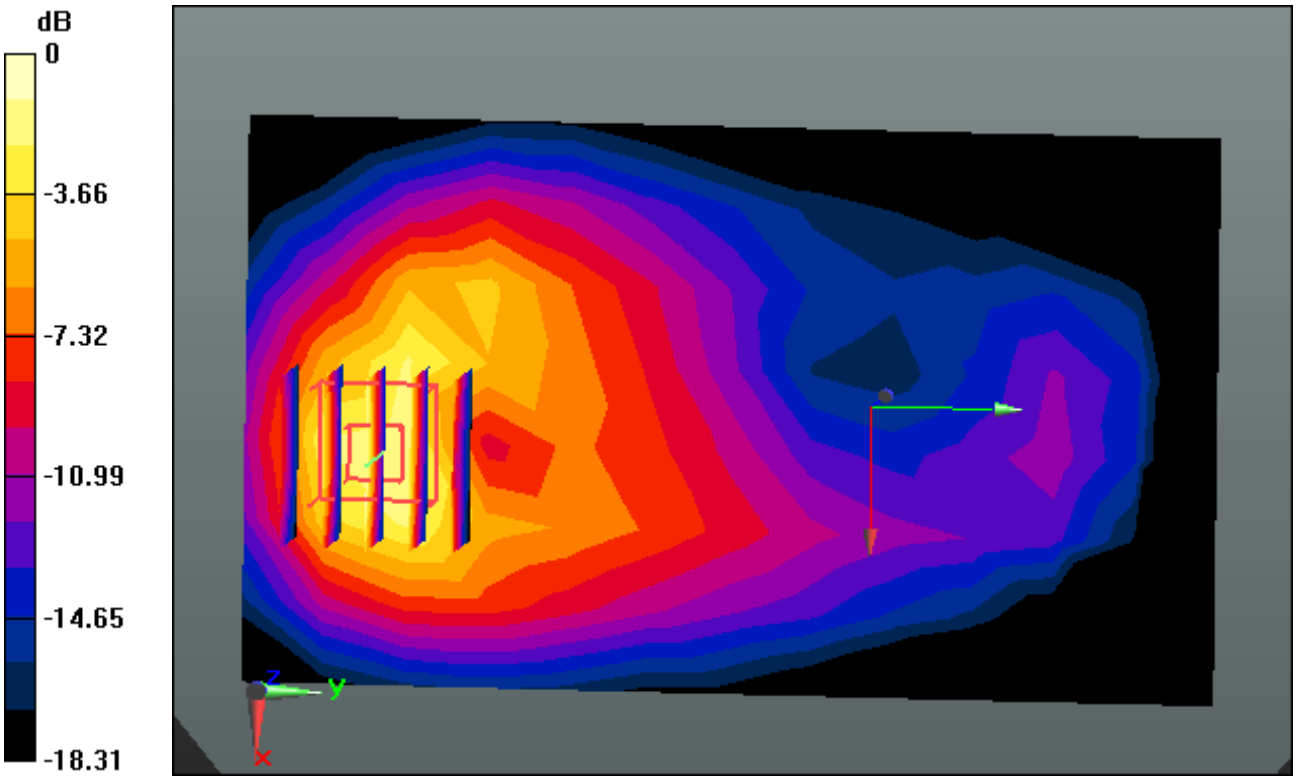


0 dB = 1.18 W/kg

# DT&C Co., Ltd.

## DUT: EA34; Type: Bar

Communication System: PCS1900_Class 10 (0); Frequency: 1850.2 MHz; Duty Cycle: 1:4.15
Medium parameters used: f = 1850.2 MHz; $\sigma$ = 1.485 S/m; $\varepsilon_r$ = 53.528; $\rho$ = 1000 kg/m$^3$
Phantom section: Flat Section

**DASY5 Configuration:**
Probe: EX3DV4 - SN3933; ConvF(8.17, 8.17, 8.17); Calibrated: 9/27/2016; Electronics: DAE4 Sn1453
Phantom: SAM-twin middle(20deg probe tilt)_2013_09_24; Type: QD000P40CD; Serial: 1782
Measurement SW: DASY52, Version 52.8 (8); SEMCAD X Version 14.6.10 (7331)

Test Date: 2017-05-22; Ambient Temp: 21.6; Tissue Temp: 21.2

## 1 cm space from Body, Rear, PCS1900 GPRS 2 Tx Ch. 512, Ant Internal

**Area Scan (8x13x1):** Measurement grid: dx=15mm, dy=15mm
**Zoom Scan (5x5x7)/Cube 0:** Measurement grid: dx=8mm, dy=8mm, dz=5mm
Power Drift = 0.09 dB
Peak SAR (extrapolated) = 1.50 W/kg
**SAR(1 g) = 0.823 W/kg; SAR(10 g) = 0.418 W/kg**

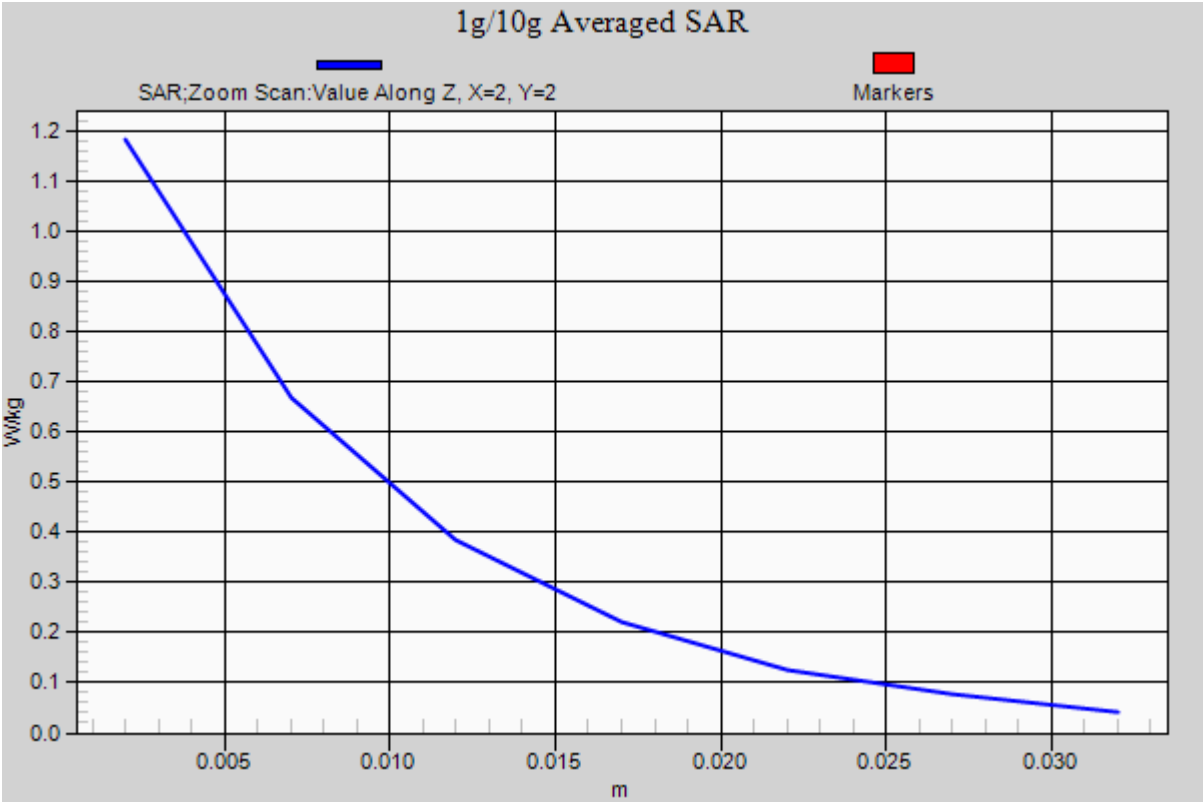

# DT&C Co., Ltd.

## DUT: EA34; Type: Bar

Communication System: WCDMA 850 (0); Frequency: 836.6 MHz; Duty Cycle: 1:1
Medium parameters used: f = 836.6 MHz; $\sigma$ = 1.007 S/m; $\varepsilon_r$ = 57.272; $\rho$ = 1000 kg/m$^3$
Phantom section: Flat Section

**DASY5 Configuration:**
Probe: EX3DV4 - SN3933; ConvF(10.47, 10.47, 10.47); Calibrated: 9/27/2016; Electronics: DAE4 Sn1453
Phantom: SAM-twin right (20deg probe tilt)_2013_09_24; Type: QD000P40CD; Serial: TP:1783
Measurement SW: DASY52, Version 52.8 (8); SEMCAD X Version 14.6.10 (7331)

Test Date: 2017-05-23; Ambient Temp: 22.0; Tissue Temp: 21.9

### 1 cm space from Body, Rear, WCDMA850 Ch. 4183, Ant Internal

**Area Scan (8x13x1):** Measurement grid: dx=15mm, dy=15mm
**Zoom Scan (5x5x7)/Cube 0:** Measurement grid: dx=8mm, dy=8mm, dz=5mm
Power Drift = -0.01 dB
Peak SAR (extrapolated) = 0.667 W/kg
**SAR(1 g) = 0.517 W/kg; SAR(10 g) = 0.388 W/kg**

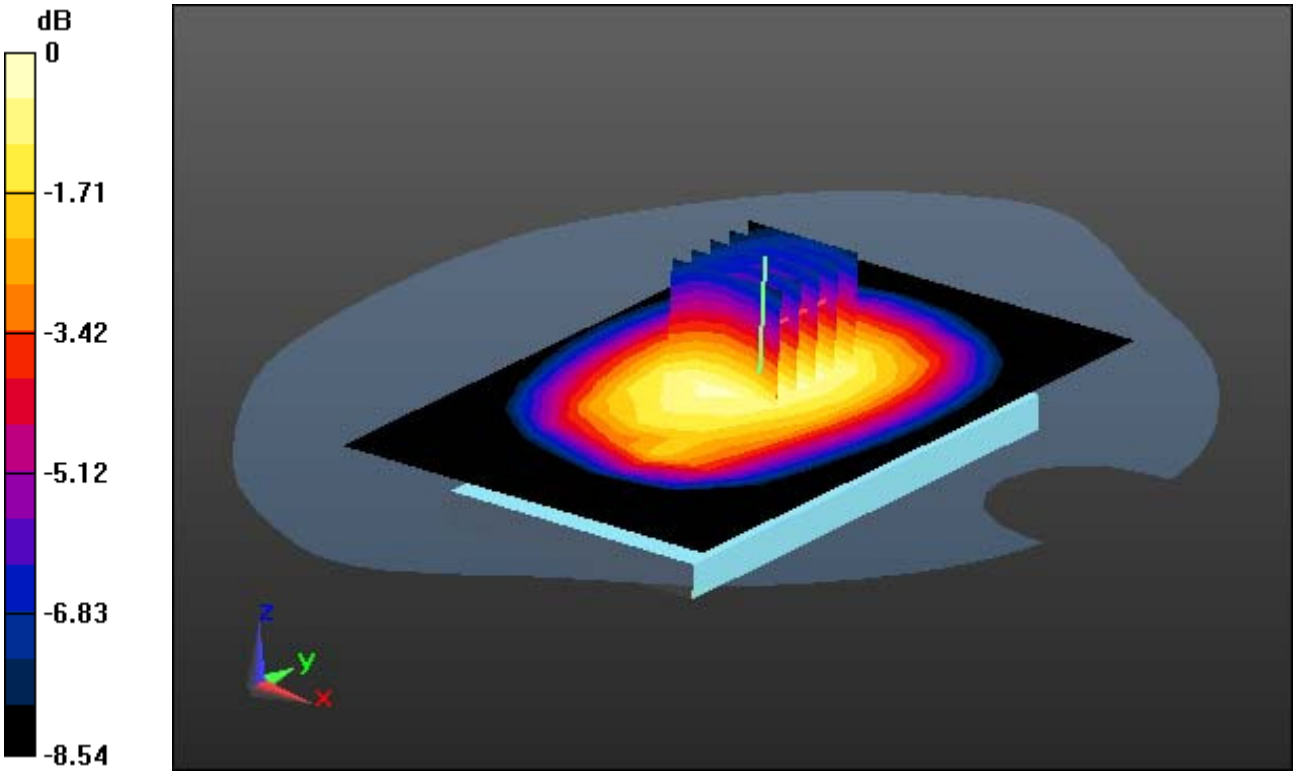


0 dB = 0.604 W/kg

# DT&C Co., Ltd.

## DUT: EA34; Type: Bar

Communication System: WCDMA 850 (0); Frequency: 836.6 MHz; Duty Cycle: 1:1
Medium parameters used: f = 836.6 MHz; $\sigma$ = 1.007 S/m; $\varepsilon_r$ = 57.272; $\rho$ = 1000 kg/m$^3$
Phantom section: Flat Section

**DASY5 Configuration:**
Probe: EX3DV4 - SN3933; ConvF(10.47, 10.47, 10.47); Calibrated: 9/27/2016; Electronics: DAE4 Sn1453
Phantom: SAM-twin right (20deg probe tilt)_2013_09_24; Type: QD000P40CD; Serial: TP:1783
Measurement SW: DASY52, Version 52.8 (8); SEMCAD X Version 14.6.10 (7331)

Test Date: 2017-05-23; Ambient Temp: 22.0; Tissue Temp: 21.9

## 1 cm space from Body, Rear, WCDMA850 Ch. 4183, Ant Internal

## With Enlarge Plot image

**Area Scan (8x13x1):** Measurement grid: dx=15mm, dy=15mm
**Zoom Scan (5x5x7)/Cube 0:** Measurement grid: dx=8mm, dy=8mm, dz=5mm
Power Drift = -0.01 dB
Peak SAR (extrapolated) = 0.667 W/kg
**SAR(1 g) = 0.517 W/kg; SAR(10 g) = 0.388 W/kg**

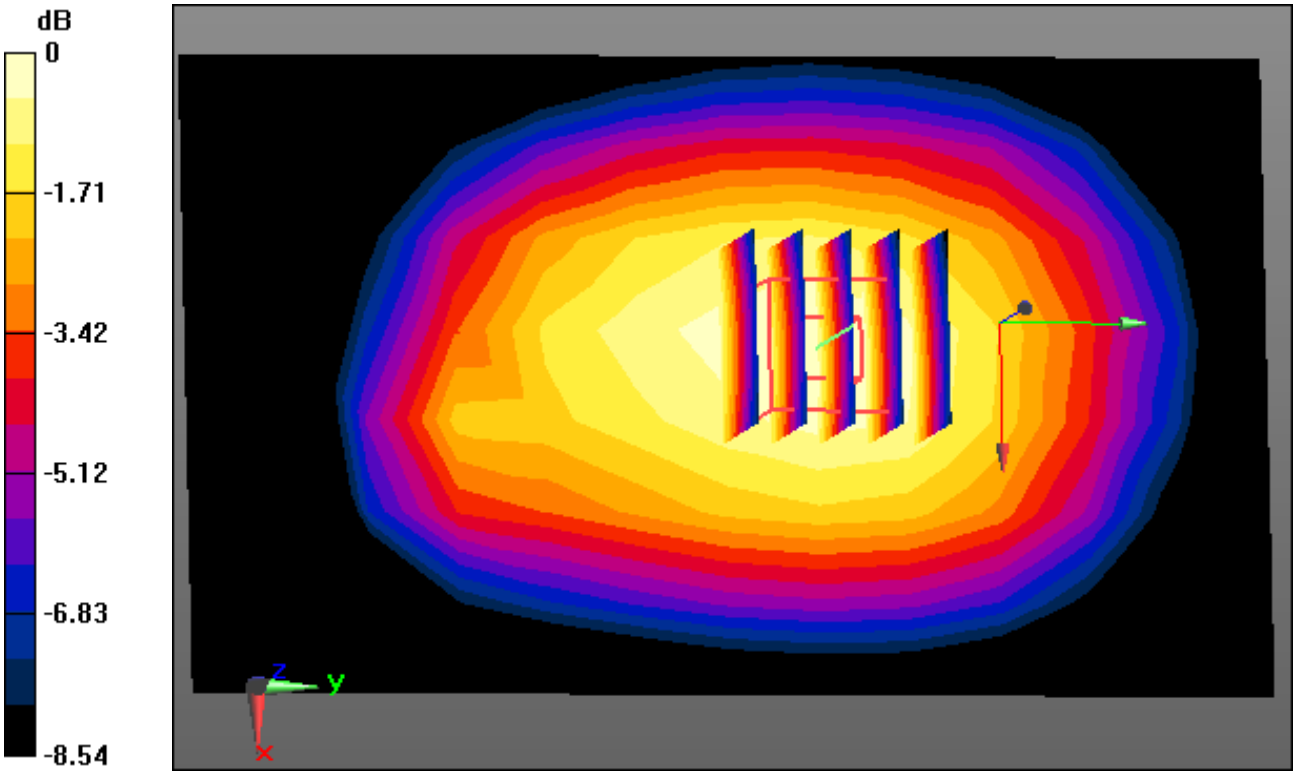


0 dB = 0.604 W/kg

# DT&C Co., Ltd.

## DUT: EA34; Type: Bar

Communication System: WCDMA 850 (0); Frequency: 836.6 MHz; Duty Cycle: 1:1
Medium parameters used: f = 836.6 MHz; $\sigma$ = 1.007 S/m; $\varepsilon_r$ = 57.272; $\rho$ = 1000 kg/m$^3$
Phantom section: Flat Section

**DASY5 Configuration:**
Probe: EX3DV4 - SN3933; ConvF(10.47, 10.47, 10.47); Calibrated: 9/27/2016; Electronics: DAE4 Sn1453
Phantom: SAM-twin right (20deg probe tilt)_2013_09_24; Type: QD000P40CD; Serial: TP:1783
Measurement SW: DASY52, Version 52.8 (8); SEMCAD X Version 14.6.10 (7331)

Test Date: 2017-05-23; Ambient Temp: 22.0; Tissue Temp: 21.9

### 1 cm space from Body, Rear, WCDMA850 Ch. 4183, Ant Internal

**Area Scan (8x13x1):** Measurement grid: dx=15mm, dy=15mm
**Zoom Scan (5x5x7)/Cube 0:** Measurement grid: dx=8mm, dy=8mm, dz=5mm
Power Drift = -0.01 dB
Peak SAR (extrapolated) = 0.667 W/kg
**SAR(1 g) = 0.517 W/kg; SAR(10 g) = 0.388 W/kg**

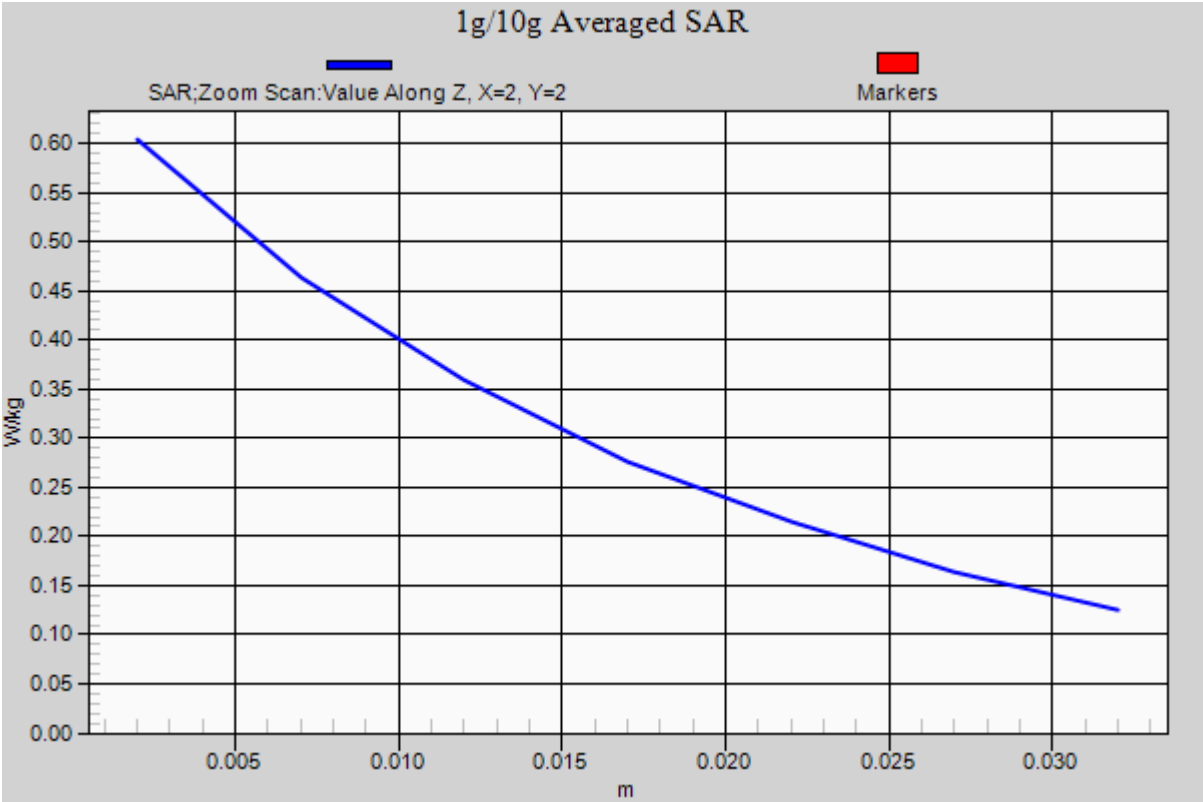

# DT&C Co., Ltd.

## DUT: EA34; Type: Bar

Communication System: LTE Band 17 FCC (0); Frequency: 710 MHz;Duty Cycle: 1:1
Medium parameters used: f = 710 MHz; $\sigma$ = 0.925 S/m; $\varepsilon_r$ = 57.047; $\rho$ = 1000 kg/m$^3$
Phantom section: Flat Section

**DASY5 Configuration:**
Probe: EX3DV4 - SN3933; ConvF(10.82, 10.82, 10.82); Calibrated: 9/27/2016; Electronics: DAE4 Sn1453
Phantom: SAM-twin right (20deg probe tilt)_2013_09_24; Type: QD000P40CD; Serial: TP:1783
Measurement SW: DASY52, Version 52.8 (8); SEMCAD X Version 14.6.10 (7331)

Test Date: 2017-05-24; Ambient Temp: 21.7; Tissue Temp: 21.6

### 1 cm space from Body, Rear, LTE Band 17 Ch. 23790, Ant Internal

### Mode : BandWidth 10 MHz, QPSK, RB Size: 1

**Area Scan (8x13x1):** Measurement grid: dx=15mm, dy=15mm
**Zoom Scan (5x5x7)/Cube 0:** Measurement grid: dx=8mm, dy=8mm, dz=5mm
Power Drift = -0.00 dB
Peak SAR (extrapolated) = 0.391 W/kg
**SAR(1 g) = 0.300 W/kg; SAR(10 g) = 0.229 W/kg**

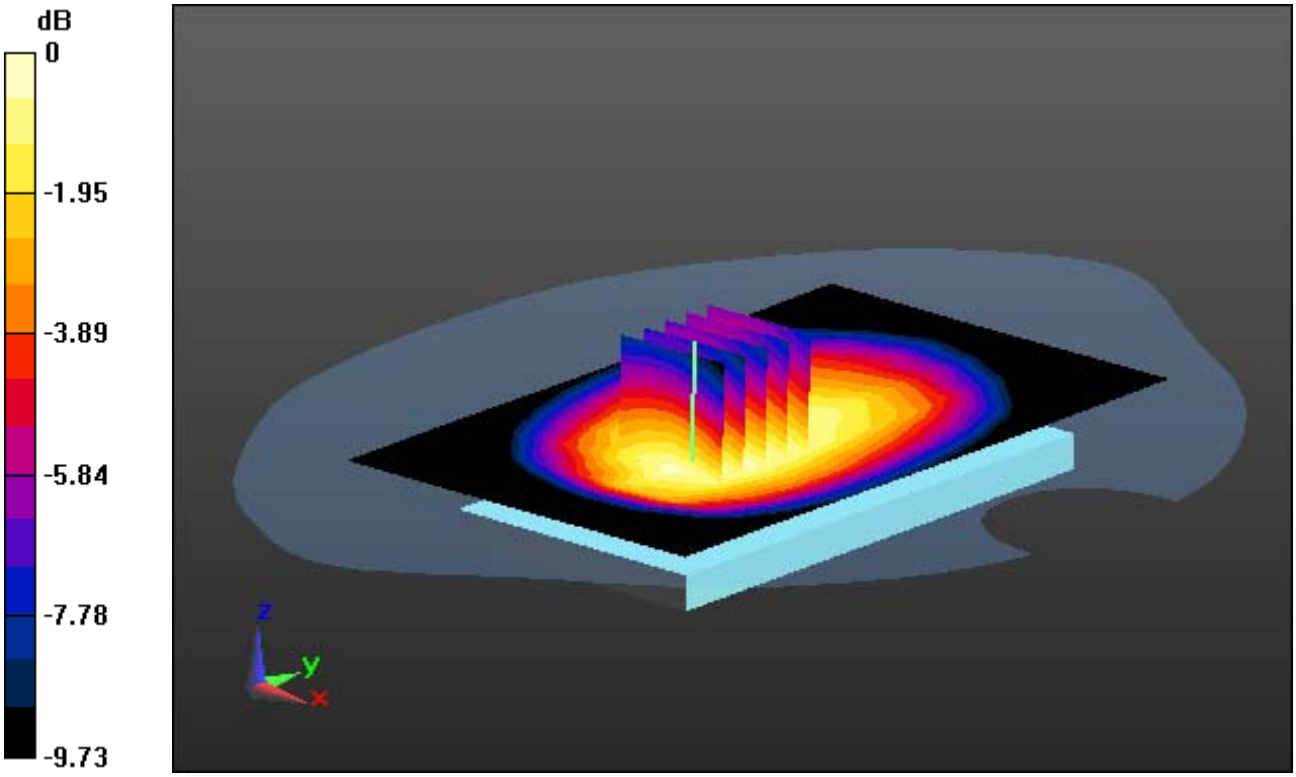


0 dB = 0.349 W/kg

# DT&C Co., Ltd.

## DUT: EA34; Type: Bar

Communication System: LTE Band 17 FCC (0); Frequency: 710 MHz;Duty Cycle: 1:1
Medium parameters used: f = 710 MHz; $\sigma$ = 0.925 S/m; $\varepsilon_r$ = 57.047; $\rho$ = 1000 kg/m$^3$
Phantom section: Flat Section

**DASY5 Configuration:**
Probe: EX3DV4 - SN3933; ConvF(10.82, 10.82, 10.82); Calibrated: 9/27/2016; Electronics: DAE4 Sn1453
Phantom: SAM-twin right (20deg probe tilt)_2013_09_24; Type: QD000P40CD; Serial: TP:1783
Measurement SW: DASY52, Version 52.8 (8); SEMCAD X Version 14.6.10 (7331)

Test Date: 2017-05-24; Ambient Temp: 21.7; Tissue Temp: 21.6

### 1 cm space from Body, Rear, LTE Band 17 Ch. 23790, Ant Internal

### Mode : BandWidth 10 MHz, QPSK, RB Size: 1

**Area Scan (8x13x1):** Measurement grid: dx=15mm, dy=15mm
**Zoom Scan (5x5x7)/Cube 0:** Measurement grid: dx=8mm, dy=8mm, dz=5mm
Power Drift = -0.00 dB
Peak SAR (extrapolated) = 0.391 W/kg
**SAR(1 g) = 0.300 W/kg; SAR(10 g) = 0.229 W/kg**

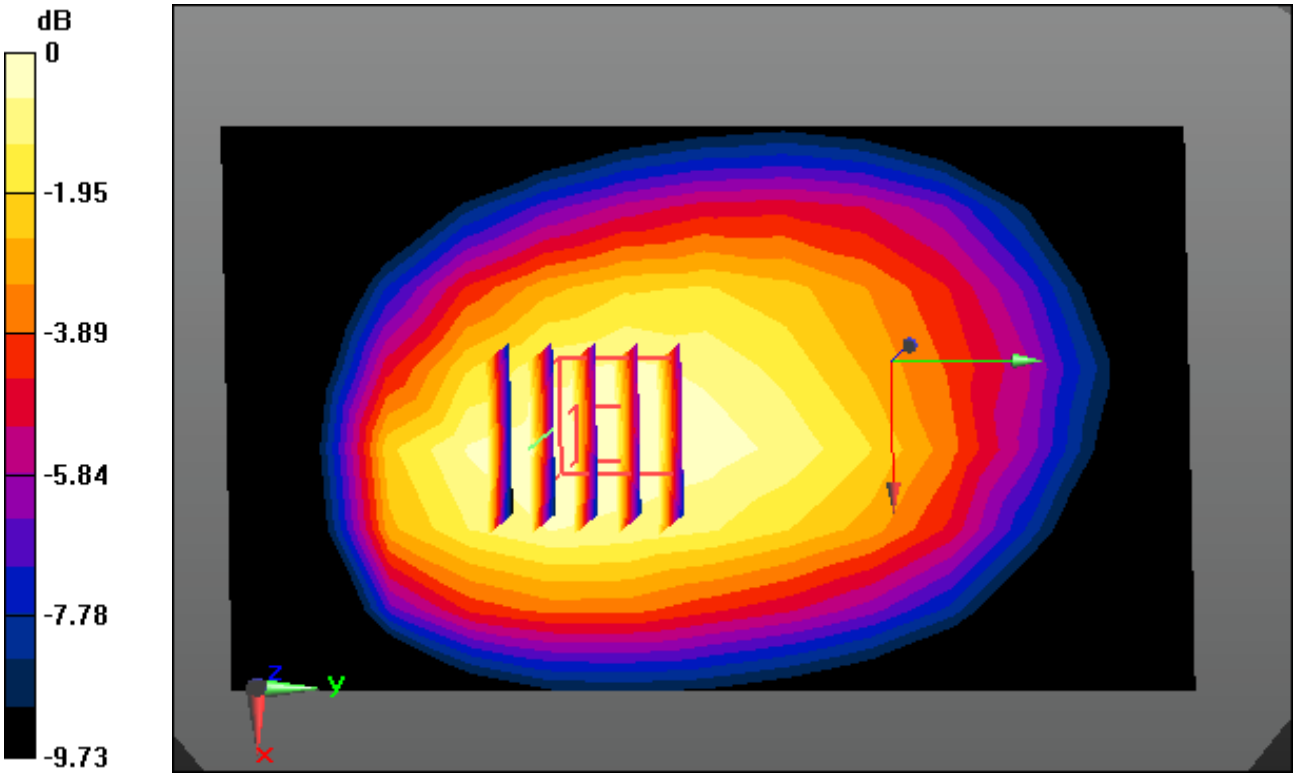


0 dB = 0.349 W/kg

# DT&C Co., Ltd.

## DUT: EA34; Type: Bar

Communication System: LTE Band 17 FCC (0); Frequency: 710 MHz;Duty Cycle: 1:1
Medium parameters used: f = 710 MHz; $\sigma$ = 0.925 S/m; $\varepsilon_r$ = 57.047; $\rho$ = 1000 kg/m$^3$
Phantom section: Flat Section

**DASY5 Configuration:**
Probe: EX3DV4 - SN3933; ConvF(10.82, 10.82, 10.82); Calibrated: 9/27/2016; Electronics: DAE4 Sn1453
Phantom: SAM-twin right (20deg probe tilt)_2013_09_24; Type: QD000P40CD; Serial: TP:1783
Measurement SW: DASY52, Version 52.8 (8); SEMCAD X Version 14.6.10 (7331)

Test Date: 2017-05-24; Ambient Temp: 21.7; Tissue Temp: 21.6

## 1 cm space from Body, Rear, LTE Band 17 Ch. 23790, Ant Internal

## Mode : BandWidth 10 MHz, QPSK, RB Size: 1

**Area Scan (8x13x1):** Measurement grid: dx=15mm, dy=15mm
**Zoom Scan (5x5x7)/Cube 0:** Measurement grid: dx=8mm, dy=8mm, dz=5mm
Power Drift = -0.00 dB
Peak SAR (extrapolated) = 0.391 W/kg
**SAR(1 g) = 0.300 W/kg; SAR(10 g) = 0.229 W/kg**

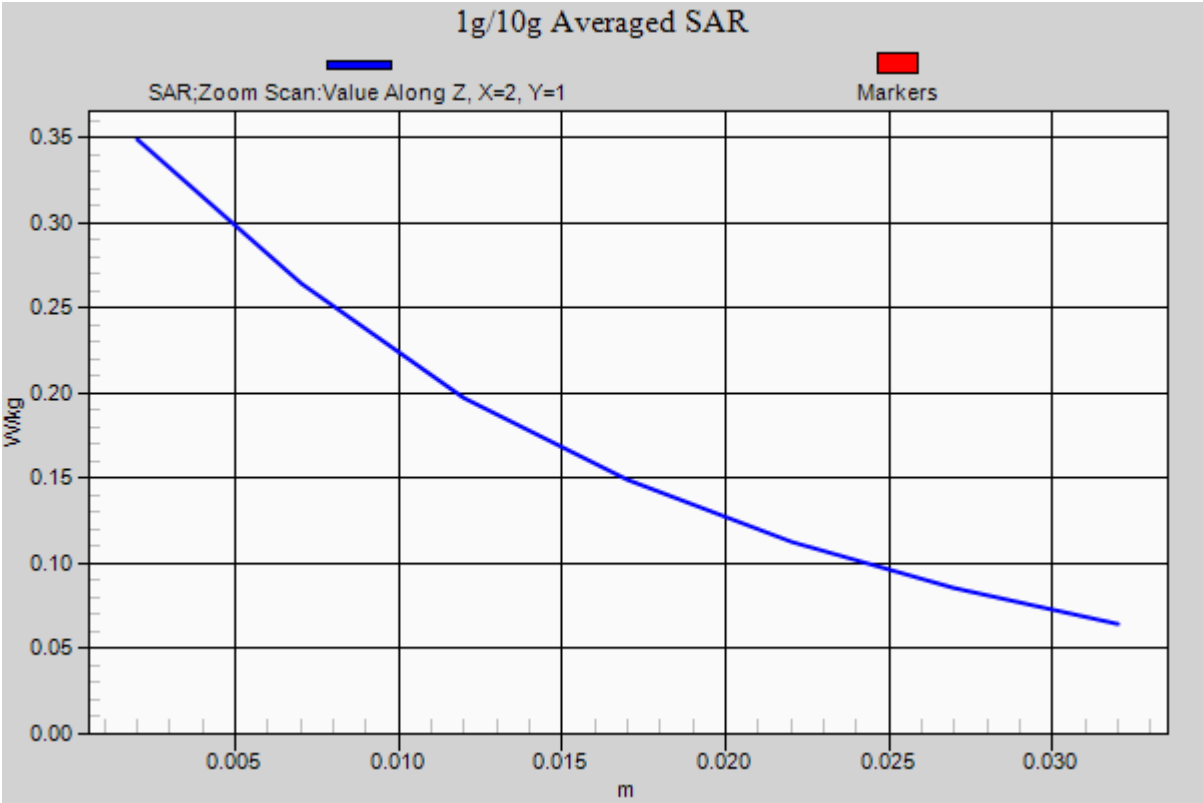

# DT&C Co., Ltd.

## DUT: EA34; Type: Bar

Communication System: 2.4 GHz W-LAN (0); Frequency: 2412 MHz; Duty Cycle: 1:1
Medium parameters used: f = 2412 MHz; $\sigma$ = 1.844 S/m; $\varepsilon_r$ = 53.158; $\rho$ = 1000 kg/m$^3$
Phantom section: Flat Section

**DASY5 Configuration:**
Probe: EX3DV4 - SN3933; ConvF(7.59, 7.59, 7.59); Calibrated: 9/27/2016; Electronics: DAE4 Sn1453
Phantom: SAM-twin middle(20deg probe tilt)_2013_09_24; Type: QD000P40CD; Serial: 1782
Measurement SW: DASY52, Version 52.8 (8); SEMCAD X Version 14.6.10 (7331)

Test Date: 2017-05-25; Ambient Temp: 21.9; Tissue Temp: 21.6

### 1 cm space from Body, Rear, 2.4 GHz W-LAN(802.11b) Ch. 1, Ant Internal

**Area Scan (10x16x1):** Measurement grid: dx=12mm, dy=12mm
**Zoom Scan (7x7x7)/Cube 0:** Measurement grid: dx=5mm, dy=5mm, dz=5mm
Power Drift = 0.13 dB
Peak SAR (extrapolated) = 0.216 W/kg
**SAR(1 g) = 0.112 W/kg; SAR(10 g) = 0.062 W/kg**

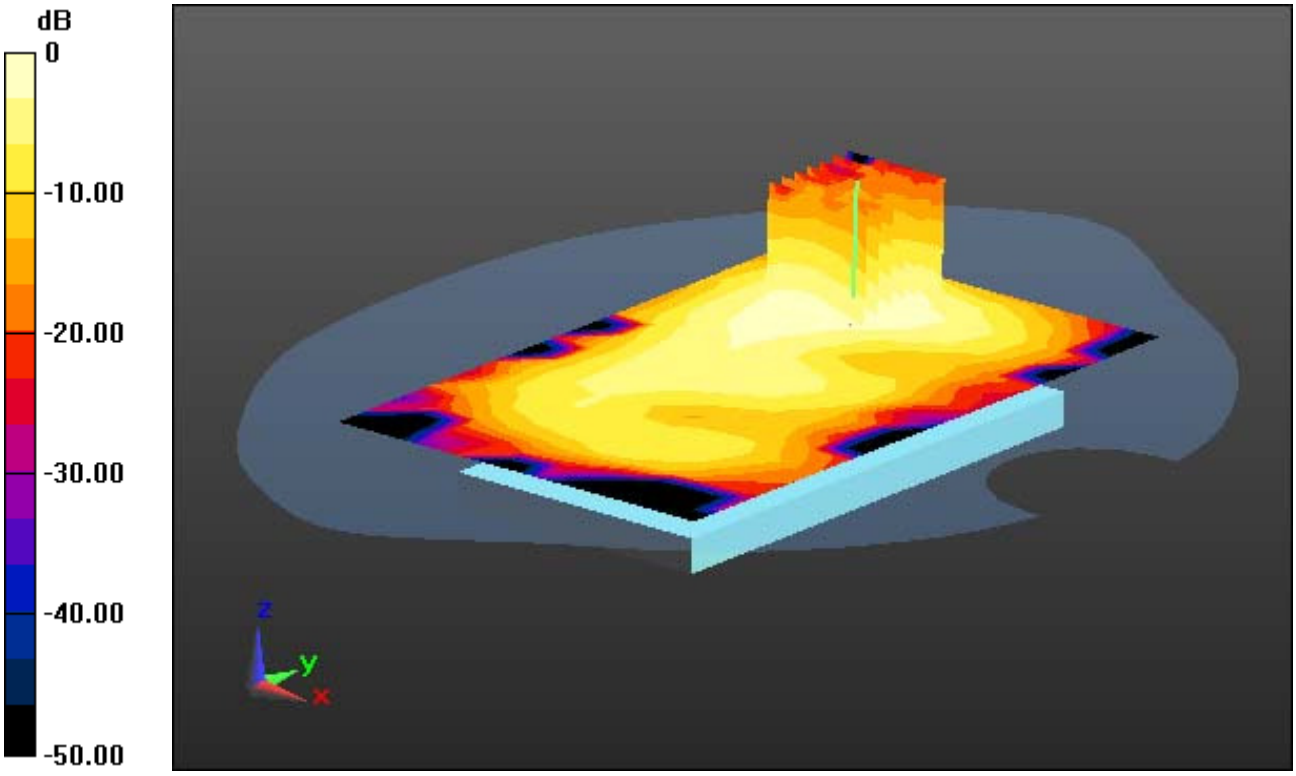


0 dB = 0.160 W/kg

# DT&C Co., Ltd.

## DUT: EA34; Type: Bar

Communication System: 2.4 GHz W-LAN (0); Frequency: 2412 MHz; Duty Cycle: 1:1
Medium parameters used: f = 2412 MHz; $\sigma$ = 1.844 S/m; $\varepsilon_r$ = 53.158; $\rho$ = 1000 kg/m$^3$
Phantom section: Flat Section

**DASY5 Configuration:**
Probe: EX3DV4 - SN3933; ConvF(7.59, 7.59, 7.59); Calibrated: 9/27/2016; Electronics: DAE4 Sn1453
Phantom: SAM-twin middle(20deg probe tilt)_2013_09_24; Type: QD000P40CD; Serial: 1782
Measurement SW: DASY52, Version 52.8 (8); SEMCAD X Version 14.6.10 (7331)

Test Date: 2017-05-25; Ambient Temp: 21.9; Tissue Temp: 21.6

## 1 cm space from Body, Rear, 2.4 GHz W-LAN(802.11b) Ch. 1, Ant Internal

## With Enlarge Plot image

**Area Scan (10x16x1):** Measurement grid: dx=12mm, dy=12mm
**Zoom Scan (7x7x7)/Cube 0:** Measurement grid: dx=5mm, dy=5mm, dz=5mm
Power Drift = 0.13 dB
Peak SAR (extrapolated) = 0.216 W/kg
**SAR(1 g) = 0.112 W/kg; SAR(10 g) = 0.062 W/kg**

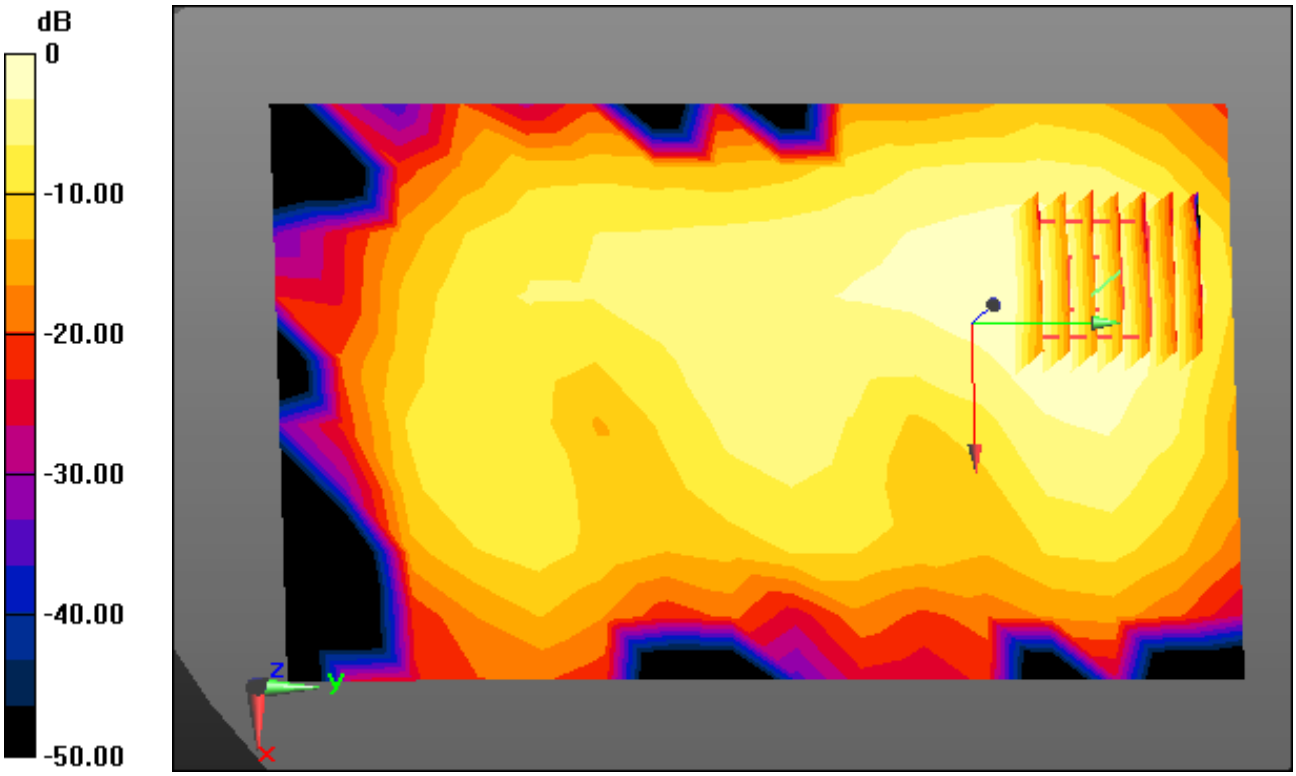


0 dB = 0.160 W/kg

# DT&C Co., Ltd.

## DUT: EA34; Type: Bar

Communication System: 2.4 GHz W-LAN (0); Frequency: 2412 MHz; Duty Cycle: 1:1
Medium parameters used: f = 2412 MHz; $\sigma$ = 1.844 S/m; $\varepsilon_r$ = 53.158; $\rho$ = 1000 kg/m$^3$
Phantom section: Flat Section

**DASY5 Configuration:**
Probe: EX3DV4 - SN3933; ConvF(7.59, 7.59, 7.59); Calibrated: 9/27/2016; Electronics: DAE4 Sn1453
Phantom: SAM-twin middle(20deg probe tilt)_2013_09_24; Type: QD000P40CD; Serial: 1782
Measurement SW: DASY52, Version 52.8 (8); SEMCAD X Version 14.6.10 (7331)

Test Date: 2017-05-25; Ambient Temp: 21.9; Tissue Temp: 21.6

### 1 cm space from Body, Rear, 2.4 GHz W-LAN(802.11b) Ch. 1, Ant Internal

**Area Scan (10x16x1):** Measurement grid: dx=12mm, dy=12mm
**Zoom Scan (7x7x7)/Cube 0:** Measurement grid: dx=5mm, dy=5mm, dz=5mm
Power Drift = 0.13 dB
Peak SAR (extrapolated) = 0.216 W/kg
**SAR(1 g) = 0.112 W/kg; SAR(10 g) = 0.062 W/kg**

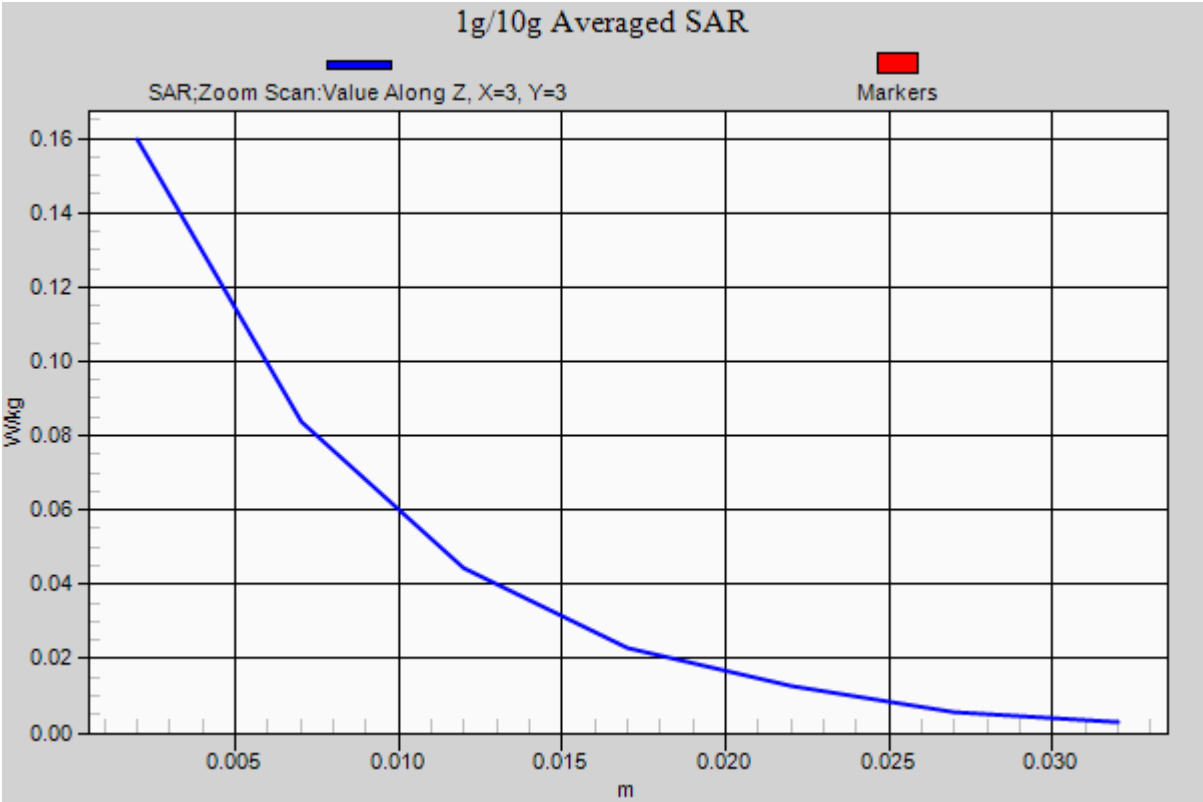

# DT&C Co., Ltd.

## DUT: EA34; Type: Bar

Communication System: W-LAN_5 GHz(FCC) (0); Frequency: 5290 MHz; Duty Cycle: 1:1
Medium parameters used: f = 5290 MHz; $\sigma$ = 5.453 S/m; $\varepsilon_r$ = 47.975; $\rho$ = 1000 kg/m$^3$
Phantom section: Flat Section

**DASY5 Configuration:**
Probe: EX3DV4 - SN3933; ConvF(4.49, 4.49, 4.49); Calibrated: 9/27/2016; Electronics: DAE4 Sn1453
Phantom: SAM-twin middle(20deg probe tilt)_2013_09_24; Type: QD000P40CD; Serial: 1782
Measurement SW: DASY52, Version 52.8 (8); SEMCAD X Version 14.6.10 (7331)

Test Date: 2017-06-05; Ambient Temp: 22.1; Tissue Temp: 21.7

### 1 cm space from Body, Rear, W-LAN(802.11ac VHT80) Ch. 58, Ant Internal

**Area Scan (12x20x1):** Measurement grid: dx=10mm, dy=10mm
**Zoom Scan (7x7x12)/Cube 0:** Measurement grid: dx=4mm, dy=4mm, dz=2mm
Power Drift = 0.02 dB
Peak SAR (extrapolated) = 0.814 W/kg
**SAR(1 g) = 0.241 W/kg; SAR(10 g) = 0.075 W/kg**

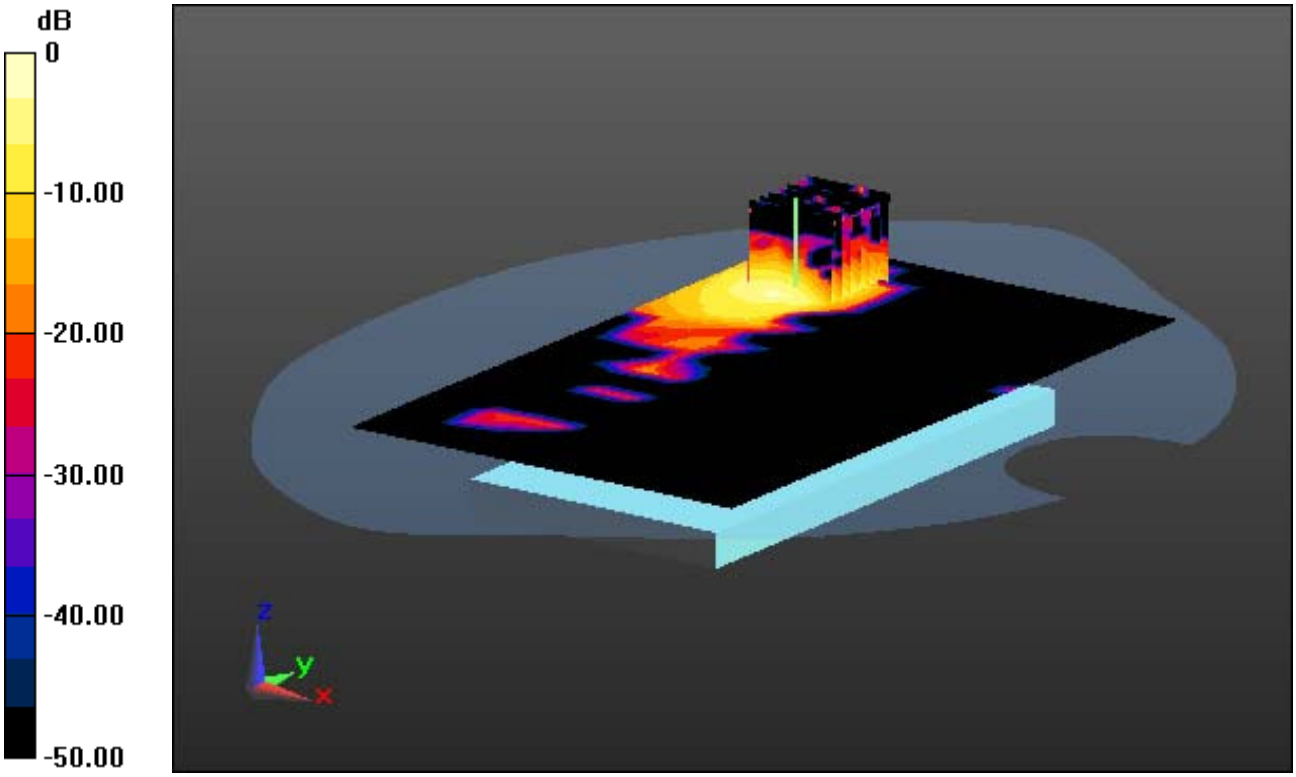


0 dB = 0.459 W/kg

# DT&C Co., Ltd.

## DUT: EA34; Type: Bar

Communication System: W-LAN_5 GHz(FCC) (0); Frequency: 5290 MHz; Duty Cycle: 1:1
Medium parameters used: f = 5290 MHz; $\sigma$ = 5.453 S/m; $\varepsilon_r$ = 47.975; $\rho$ = 1000 kg/m$^3$
Phantom section: Flat Section

**DASY5 Configuration:**
Probe: EX3DV4 - SN3933; ConvF(4.49, 4.49, 4.49); Calibrated: 9/27/2016; Electronics: DAE4 Sn1453
Phantom: SAM-twin middle(20deg probe tilt)_2013_09_24; Type: QD000P40CD; Serial: 1782
Measurement SW: DASY52, Version 52.8 (8); SEMCAD X Version 14.6.10 (7331)

Test Date: 2017-06-05; Ambient Temp: 22.1; Tissue Temp: 21.7

## 1 cm space from Body, Rear, W-LAN(802.11ac VHT80) Ch. 58, Ant Internal

## With Enlarge Plot image

**Area Scan (12x20x1):** Measurement grid: dx=10mm, dy=10mm
**Zoom Scan (7x7x12)/Cube 0:** Measurement grid: dx=4mm, dy=4mm, dz=2mm
Power Drift = 0.02 dB
Peak SAR (extrapolated) = 0.814 W/kg
**SAR(1 g) = 0.241 W/kg; SAR(10 g) = 0.075 W/kg**

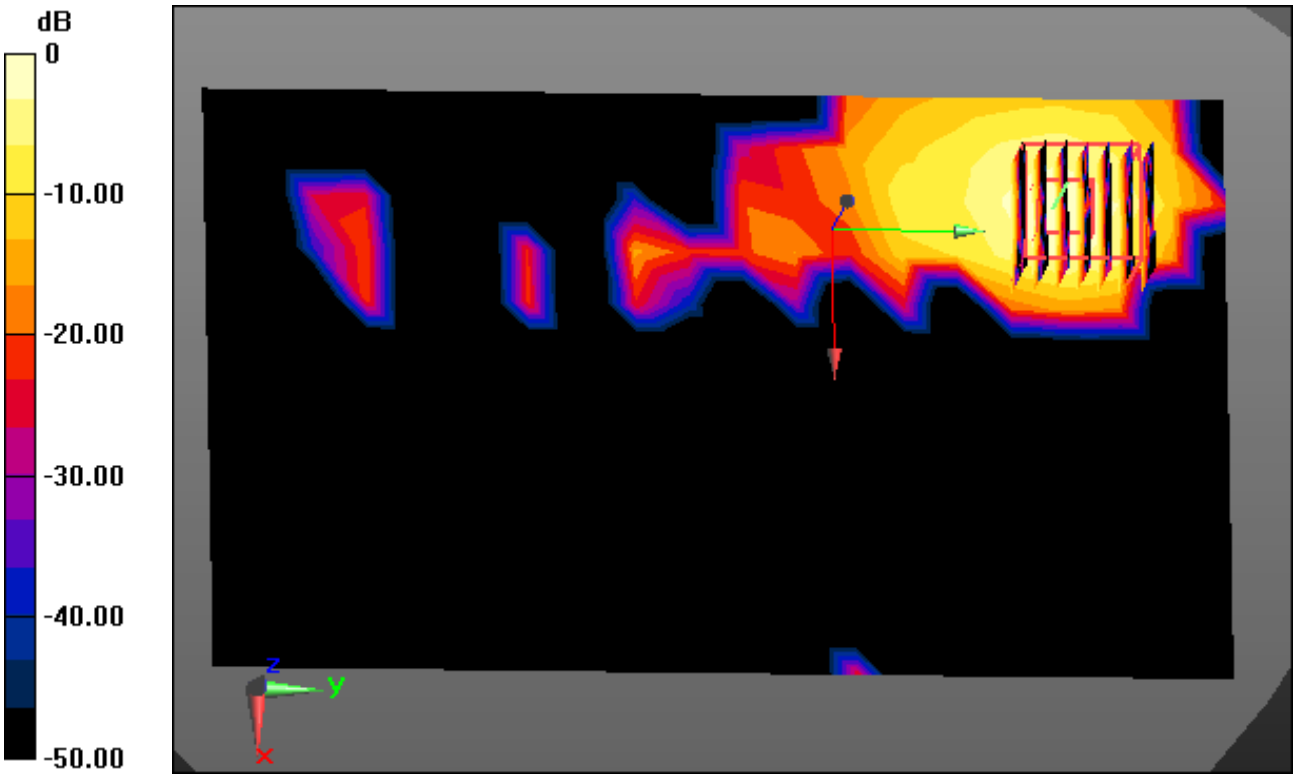


0 dB = 0.459 W/kg

# DT&C Co., Ltd.

## DUT: EA34; Type: Bar

Communication System: W-LAN_5 GHz(FCC) (0); Frequency: 5290 MHz; Duty Cycle: 1:1
Medium parameters used: f = 5290 MHz; $\sigma$ = 5.453 S/m; $\varepsilon_r$ = 47.975; $\rho$ = 1000 kg/m$^3$
Phantom section: Flat Section

**DASY5 Configuration:**
Probe: EX3DV4 - SN3933; ConvF(4.49, 4.49, 4.49); Calibrated: 9/27/2016; Electronics: DAE4 Sn1453
Phantom: SAM-twin middle(20deg probe tilt)_2013_09_24; Type: QD000P40CD; Serial: 1782
Measurement SW: DASY52, Version 52.8 (8); SEMCAD X Version 14.6.10 (7331)

Test Date: 2017-06-05; Ambient Temp: 22.1; Tissue Temp: 21.7

### 1 cm space from Body, Rear, W-LAN(802.11ac VHT80) Ch. 58, Ant Internal

**Area Scan (12x20x1):** Measurement grid: dx=10mm, dy=10mm
**Zoom Scan (7x7x12)/Cube 0:** Measurement grid: dx=4mm, dy=4mm, dz=2mm
Power Drift = 0.02 dB
Peak SAR (extrapolated) = 0.814 W/kg
**SAR(1 g) = 0.241 W/kg; SAR(10 g) = 0.075 W/kg**

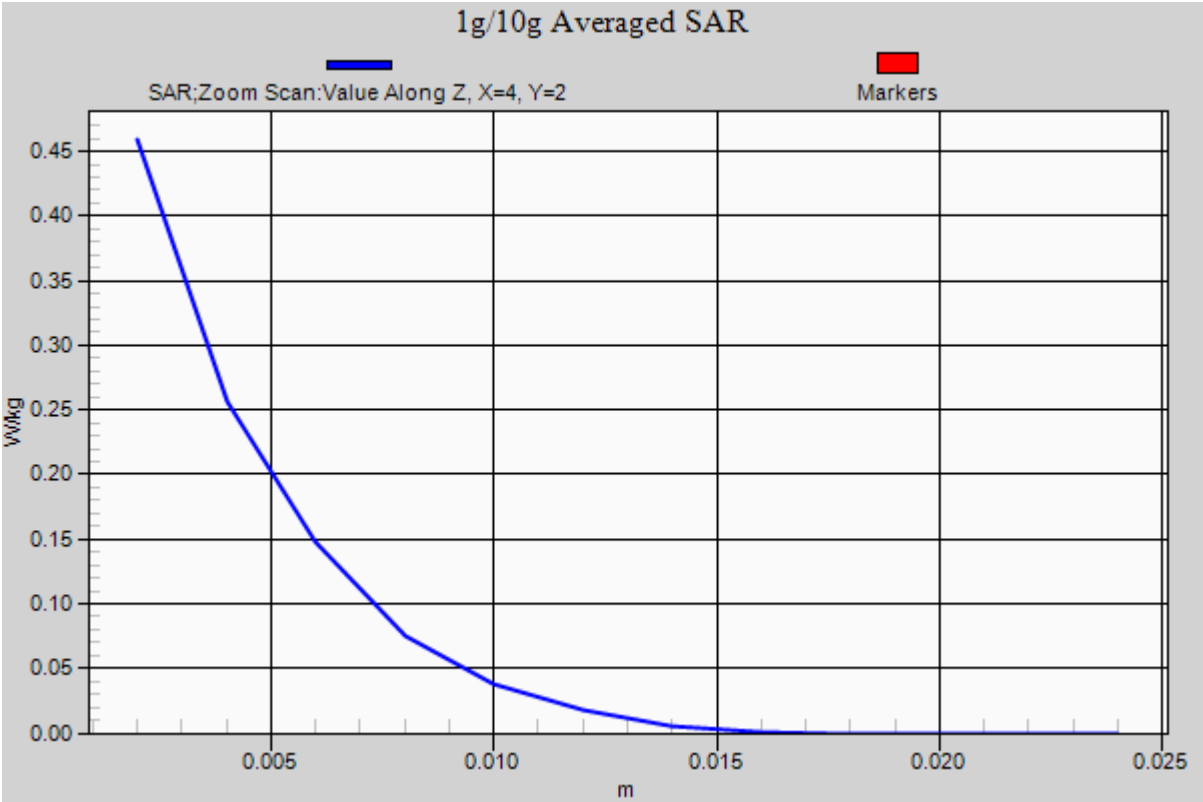

# DT&C Co., Ltd.

## DUT: EA34; Type: Bar

Communication System: W-LAN_5 GHz(FCC) (0); Frequency: 5670 MHz; Duty Cycle: 1:1
Medium parameters used: f = 5670 MHz; $\sigma$ = 5.88 S/m; $\varepsilon_r$ = 46.761; $\rho$ = 1000 kg/m$^3$
Phantom section: Flat Section

**DASY5 Configuration:**
Probe: EX3DV4 - SN3933; ConvF(3.8, 3.8, 3.8); Calibrated: 9/27/2016; Electronics: DAE4 Sn1453
Phantom: SAM-twin middle(20deg probe tilt)_2013_09_24; Type: QD000P40CD; Serial: 1782
Measurement SW: DASY52, Version 52.8 (8); SEMCAD X Version 14.6.10 (7331)

Test Date: 2017-06-01; Ambient Temp: 21.9; Tissue Temp: 21.8

### 1 cm space from Body, Rear, W-LAN(802.11n HT40) Ch. 134, Ant Internal

**Area Scan (12x20x1):** Measurement grid: dx=10mm, dy=10mm
**Zoom Scan (7x7x12)/Cube 0:** Measurement grid: dx=4mm, dy=4mm, dz=2mm
Power Drift = 0.01 dB
Peak SAR (extrapolated) = 0.691 W/kg
**SAR(1 g) = 0.193 W/kg; SAR(10 g) = 0.058 W/kg**

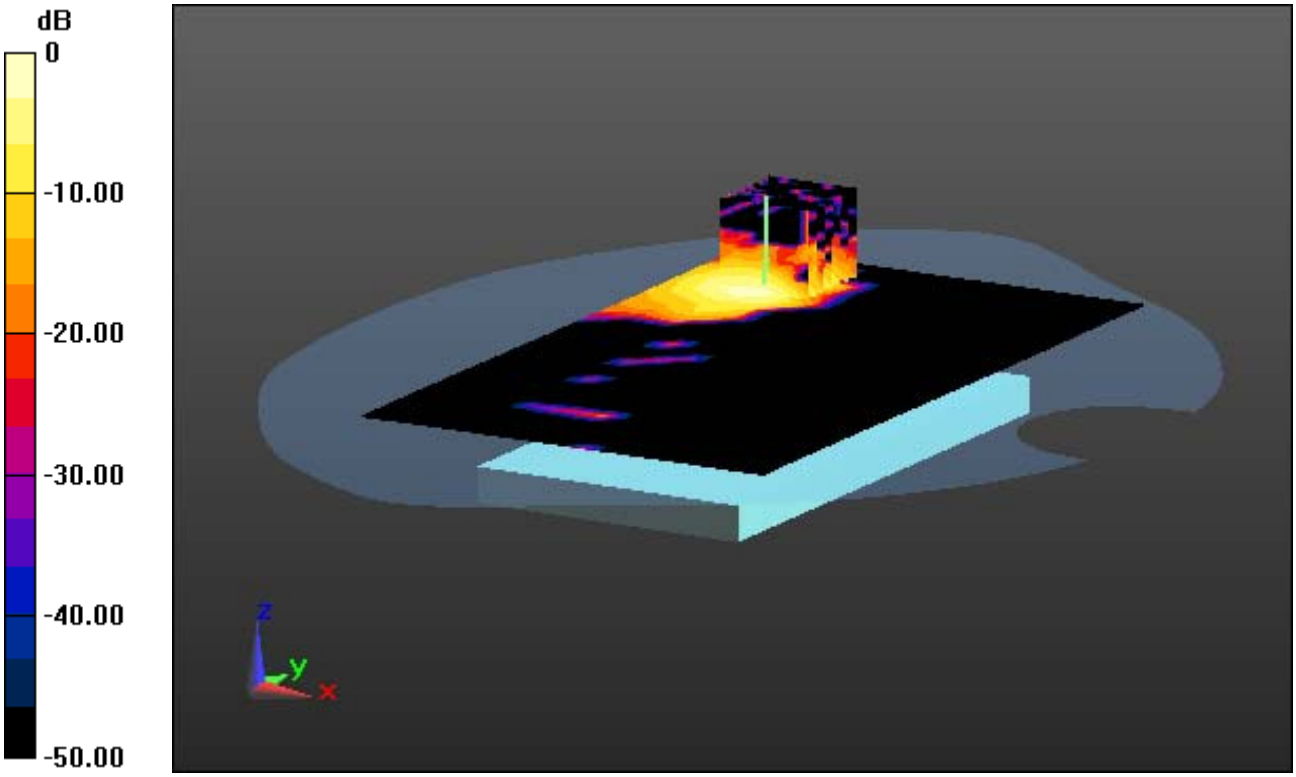


0 dB = 0.379 W/kg

# DT&C Co., Ltd.

## DUT: EA34; Type: Bar

Communication System: W-LAN_5 GHz(FCC) (0); Frequency: 5670 MHz; Duty Cycle: 1:1
Medium parameters used: f = 5670 MHz; $\sigma$ = 5.88 S/m; $\varepsilon_r$ = 46.761; $\rho$ = 1000 kg/m$^3$
Phantom section: Flat Section

**DASY5 Configuration:**
Probe: EX3DV4 - SN3933; ConvF(3.8, 3.8, 3.8); Calibrated: 9/27/2016; Electronics: DAE4 Sn1453
Phantom: SAM-twin middle(20deg probe tilt)_2013_09_24; Type: QD000P40CD; Serial: 1782
Measurement SW: DASY52, Version 52.8 (8); SEMCAD X Version 14.6.10 (7331)

Test Date: 2017-06-01; Ambient Temp: 21.9; Tissue Temp: 21.8

## 1 cm space from Body, Rear, W-LAN(802.11n HT40) Ch. 134, Ant Internal

## With Enlarge Plot image

**Area Scan (12x20x1):** Measurement grid: dx=10mm, dy=10mm
**Zoom Scan (7x7x12)/Cube 0:** Measurement grid: dx=4mm, dy=4mm, dz=2mm
Power Drift = 0.01 dB
Peak SAR (extrapolated) = 0.691 W/kg
**SAR(1 g) = 0.193 W/kg; SAR(10 g) = 0.058 W/kg**

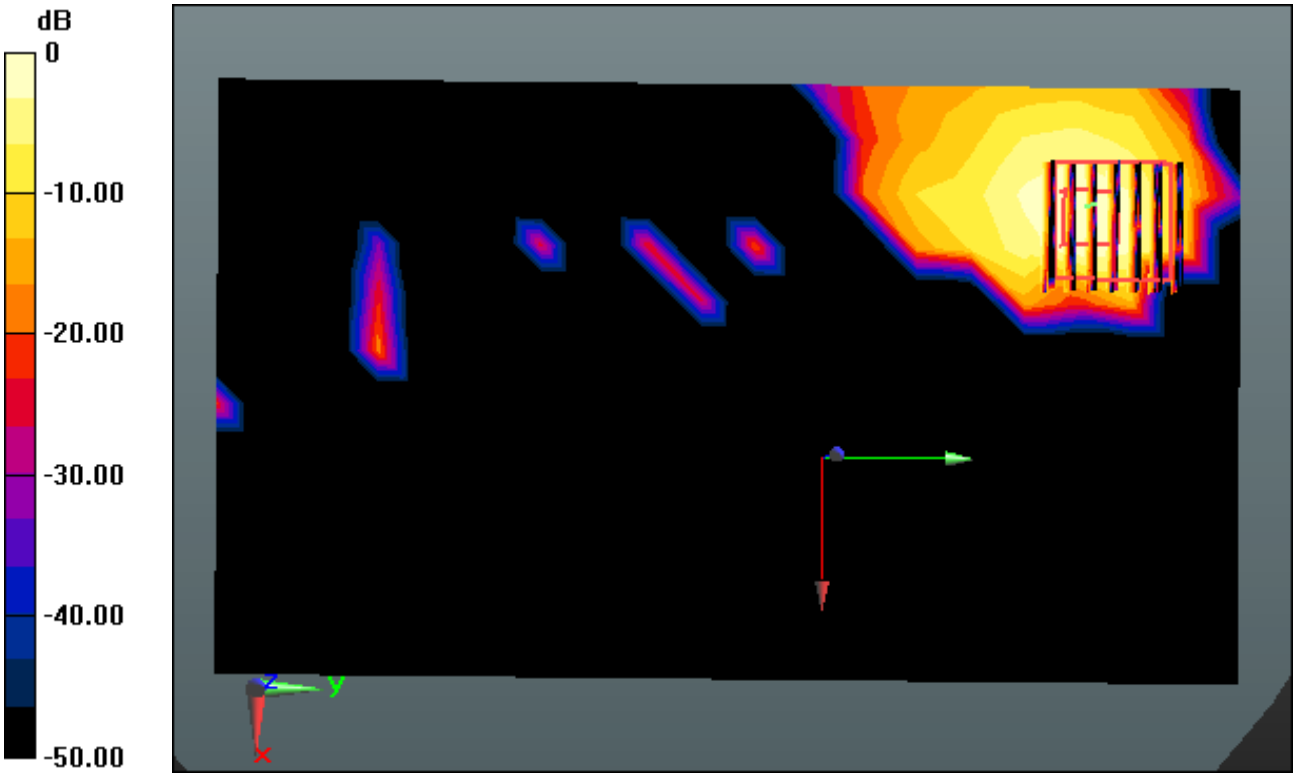


0 dB = 0.379 W/kg

# DT&C Co., Ltd.

## DUT: EA34; Type: Bar

Communication System: W-LAN_5 GHz(FCC) (0); Frequency: 5670 MHz; Duty Cycle: 1:1
Medium parameters used: f = 5670 MHz; $\sigma$ = 5.88 S/m; $\varepsilon_r$ = 46.761; $\rho$ = 1000 kg/m$^3$
Phantom section: Flat Section

**DASY5 Configuration:**
Probe: EX3DV4 - SN3933; ConvF(3.8, 3.8, 3.8); Calibrated: 9/27/2016; Electronics: DAE4 Sn1453
Phantom: SAM-twin middle(20deg probe tilt)_2013_09_24; Type: QD000P40CD; Serial: 1782
Measurement SW: DASY52, Version 52.8 (8); SEMCAD X Version 14.6.10 (7331)

Test Date: 2017-06-01; Ambient Temp: 21.9; Tissue Temp: 21.8

### 1 cm space from Body, Rear, W-LAN(802.11n HT40) Ch. 134, Ant Internal
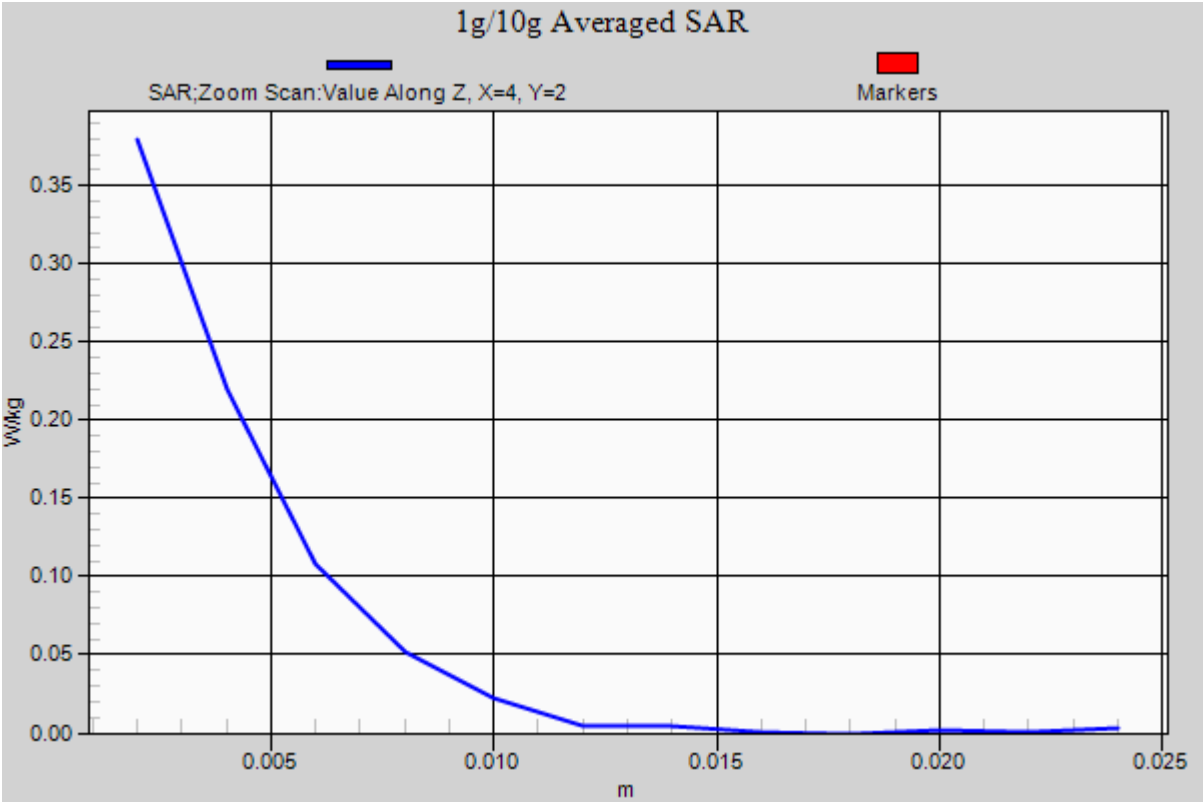
**Area Scan (12x20x1):** Measurement grid: dx=10mm, dy=10mm
**Zoom Scan (7x7x12)/Cube 0:** Measurement grid: dx=4mm, dy=4mm, dz=2mm
Power Drift = 0.01 dB
Peak SAR (extrapolated) = 0.691 W/kg
**SAR(1 g) = 0.193 W/kg; SAR(10 g) = 0.058 W/kg**