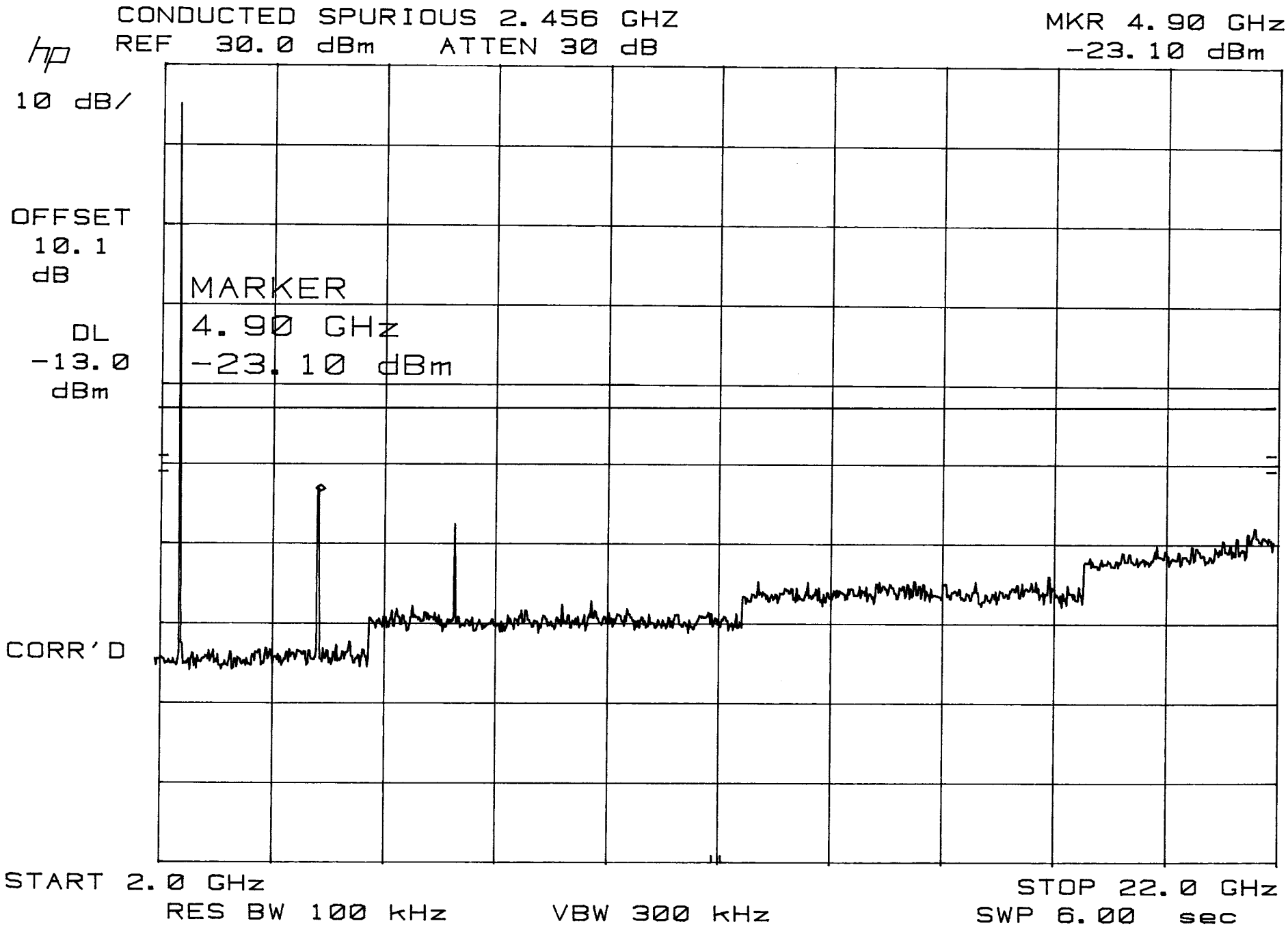
CONDUCTED SPURIOUS 2.456 GHZ
REF 30.0 dBm ATTEN 30 dB
MKR 4.90 GHz
-23.10 dBm
10 dB/
OFFSET
10.1
dB
MARKER
4.90 GHz
-23.10 dBm
DL
-13.0
dBm
CORR'D
START 2.0 GHz
STOP 22.0 GHz
RES BW 100 kHz
VBW 300 kHz
SWP 6.00 sec

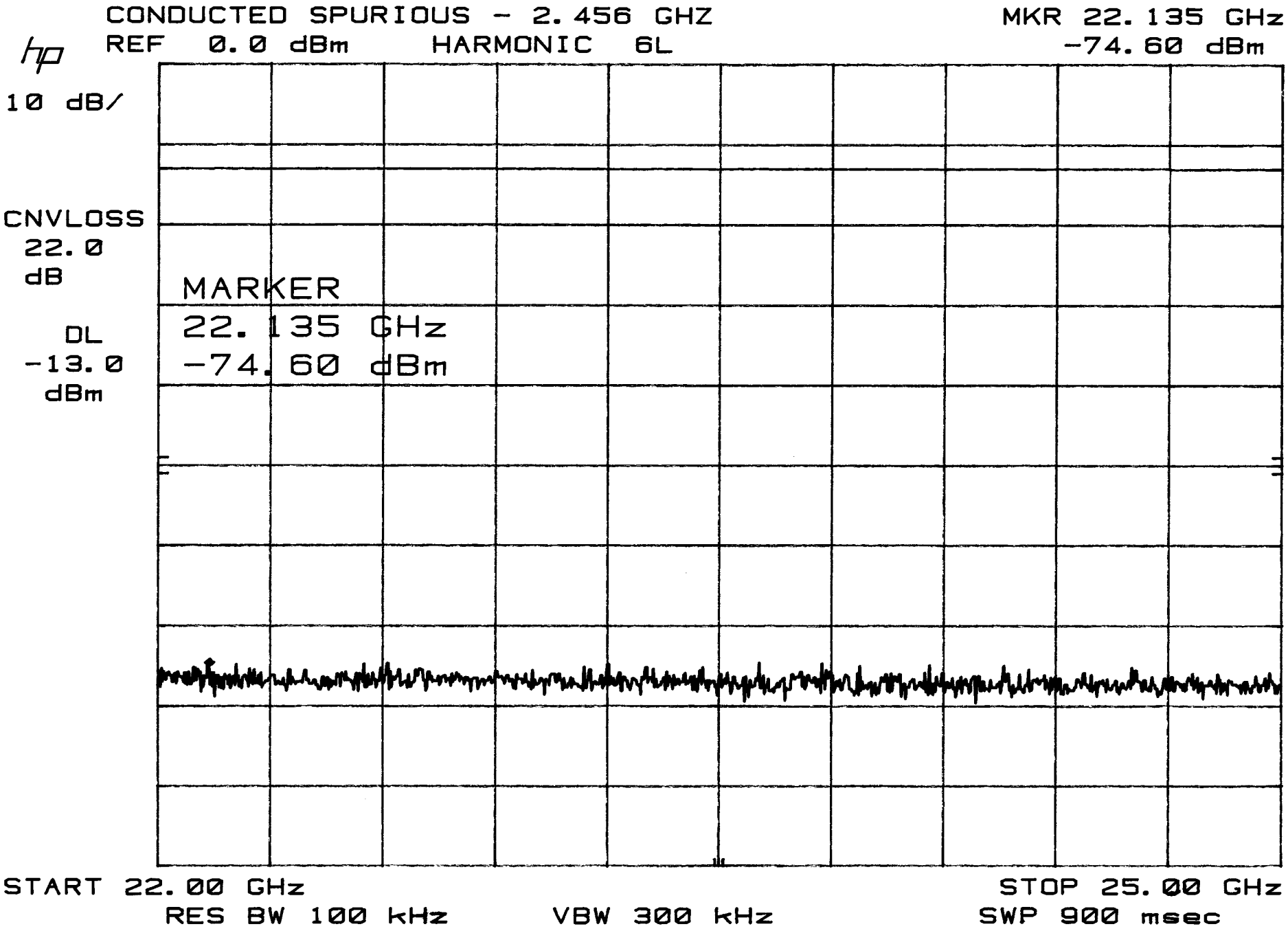
CONDUCTED SPURIOUS - 2.456 GHZ
MKR 22.135 GHz
REF 0.0 dBm
HARMONIC 6L
-74.60 dBm
10 dB/
CNVLOSS
22.0
dB
MARKER
22.135 GHz
-74.60 dBm
DL
-13.0
dBm
START 22.00 GHz
STOP 25.00 GHz
RES BW 100 kHz
VBW 300 kHz
SWP 900 msec

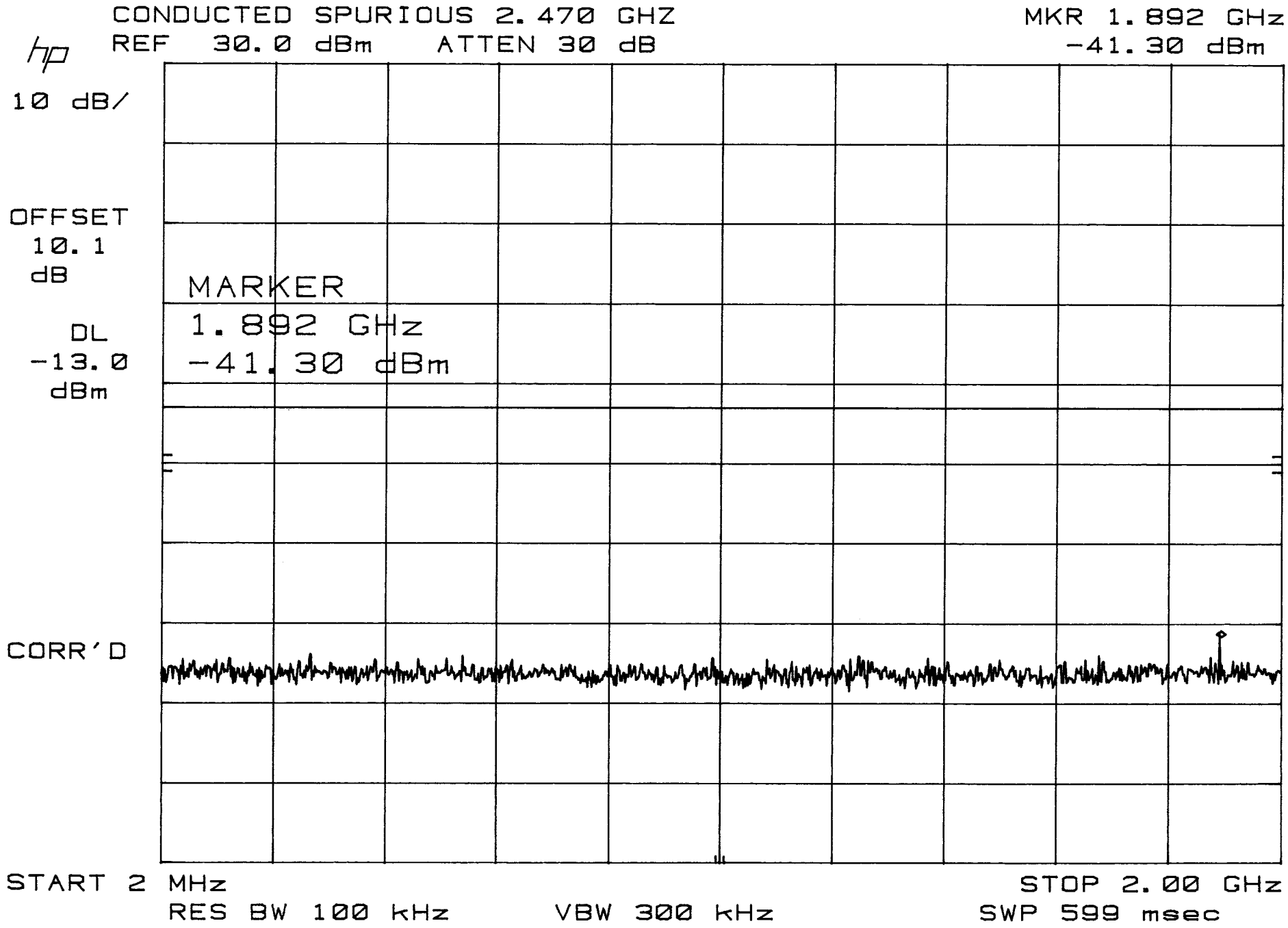
CONDUCTED SPURIOUS 2.470 GHZ
REF 30.0 dBm ATTEN 30 dB
MKR 1.892 GHz
-41.30 dBm
10 dB/
OFFSET
10.1
dB
MARKER
1.892 GHz
-41.30 dBm
DL
-13.0
dBm
CORR'D
START 2 MHz
STOP 2.00 GHz
RES BW 100 kHz
VBW 300 kHz
SWP 599 msec

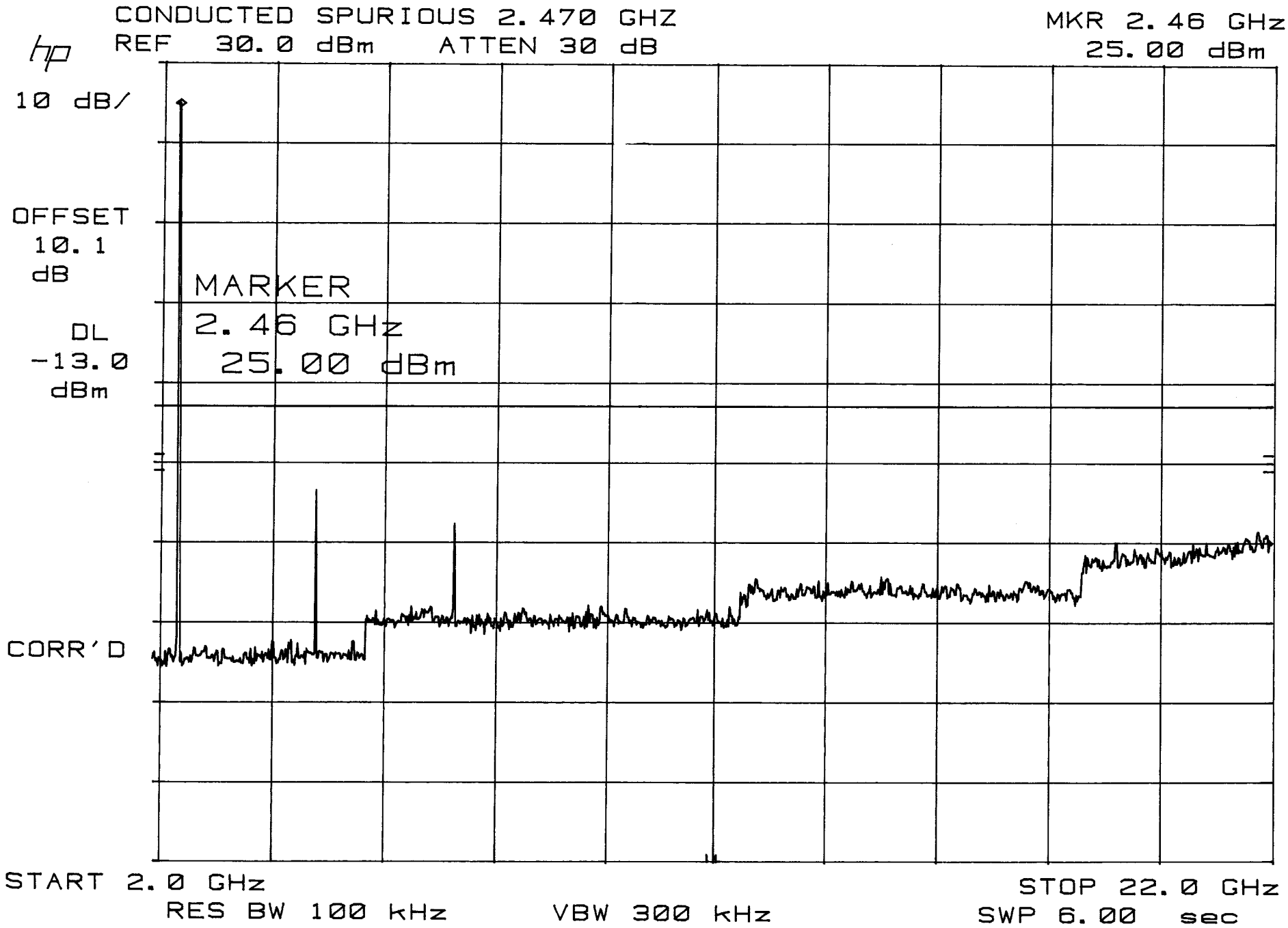
CONDUCTED SPURIOUS 2.470 GHZ
REF 30.0 dBm ATTEN 30 dB
MKR 2.46 GHz
25.00 dBm
10 dB/
OFFSET
10.1
dB
DL
-13.0
dBm
MARKER
2.46 GHz
25.00 dBm
CORR'D
START 2.0 GHz
RES BW 100 kHz
VBW 300 kHz
STOP 22.0 GHz
SWP 6.00 sec

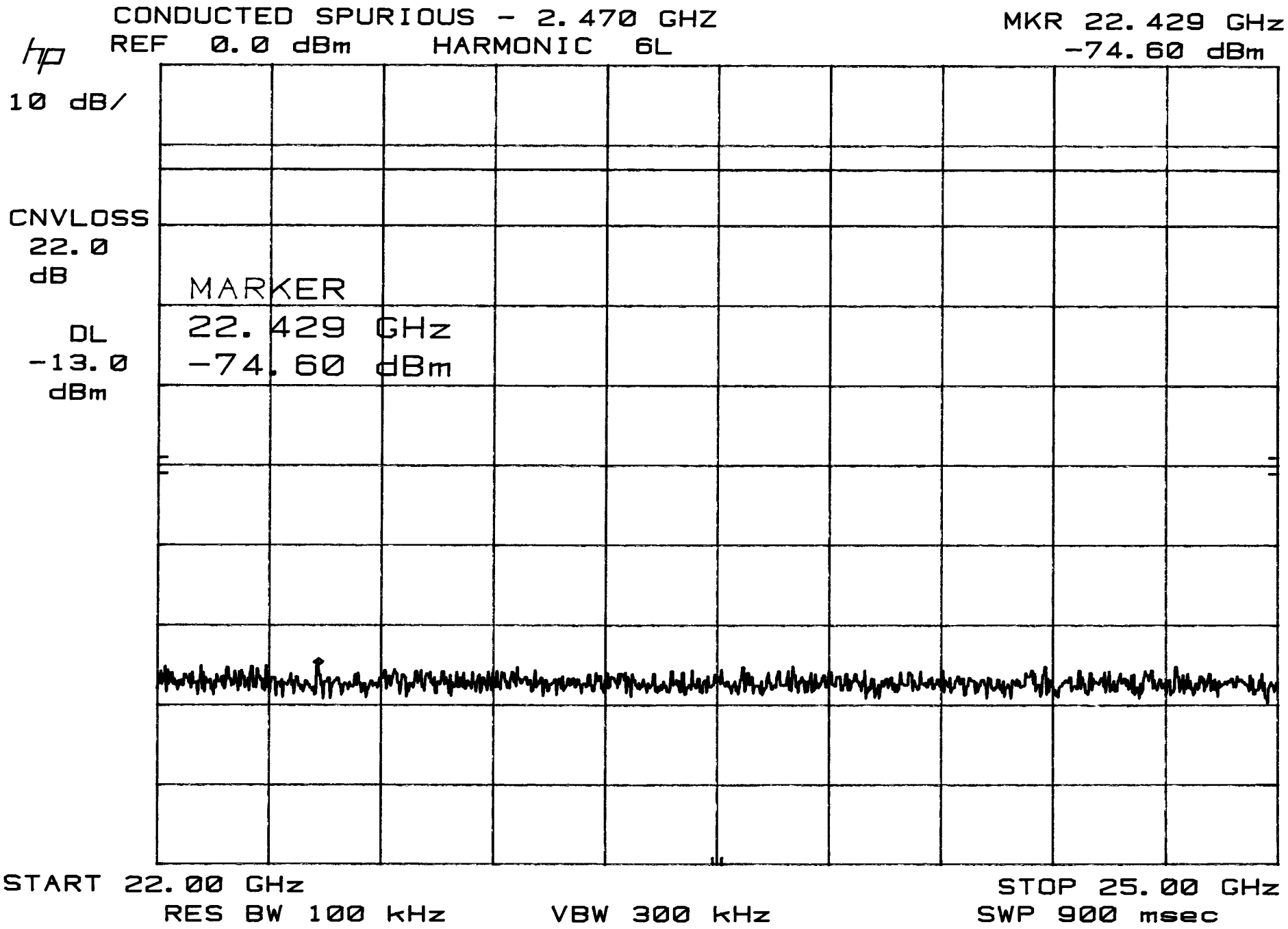
CONDUCTED SPURIOUS - 2.470 GHZ
REF 0.0 dBm HARMONIC 6L
MKR 22.429 GHz
-74.60 dBm
10 dB/
CNVLOSS
22.0
dB
DL
-13.0
dBm
MARKER
22.429 GHz
-74.60 dBm
START 22.00 GHz
STOP 25.00 GHz
RES BW 100 kHz
VBW 300 kHz
SWP 900 msec

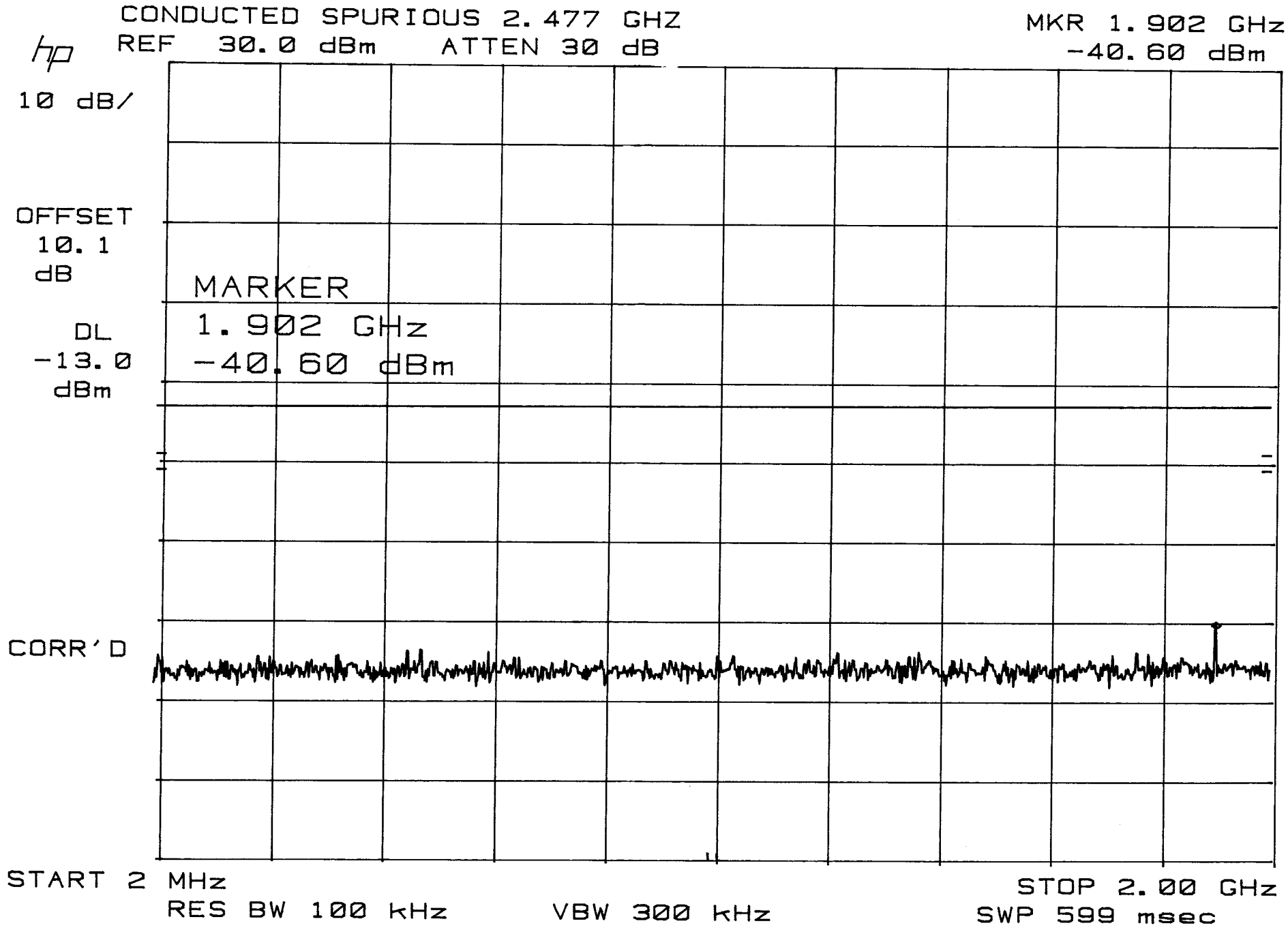
CONDUCTED SPURIOUS 2.477 GHZ
REF 30.0 dBm ATTEN 30 dB
MKR 1.902 GHz
-40.60 dBm
10 dB/
OFFSET
10.1
dB
MARKER
1.902 GHz
-40.60 dBm
DL
-13.0
dBm
CORR'D
START 2 MHz
RES BW 100 kHz
VBW 300 kHz
STOP 2.00 GHz
SWP 599 msec

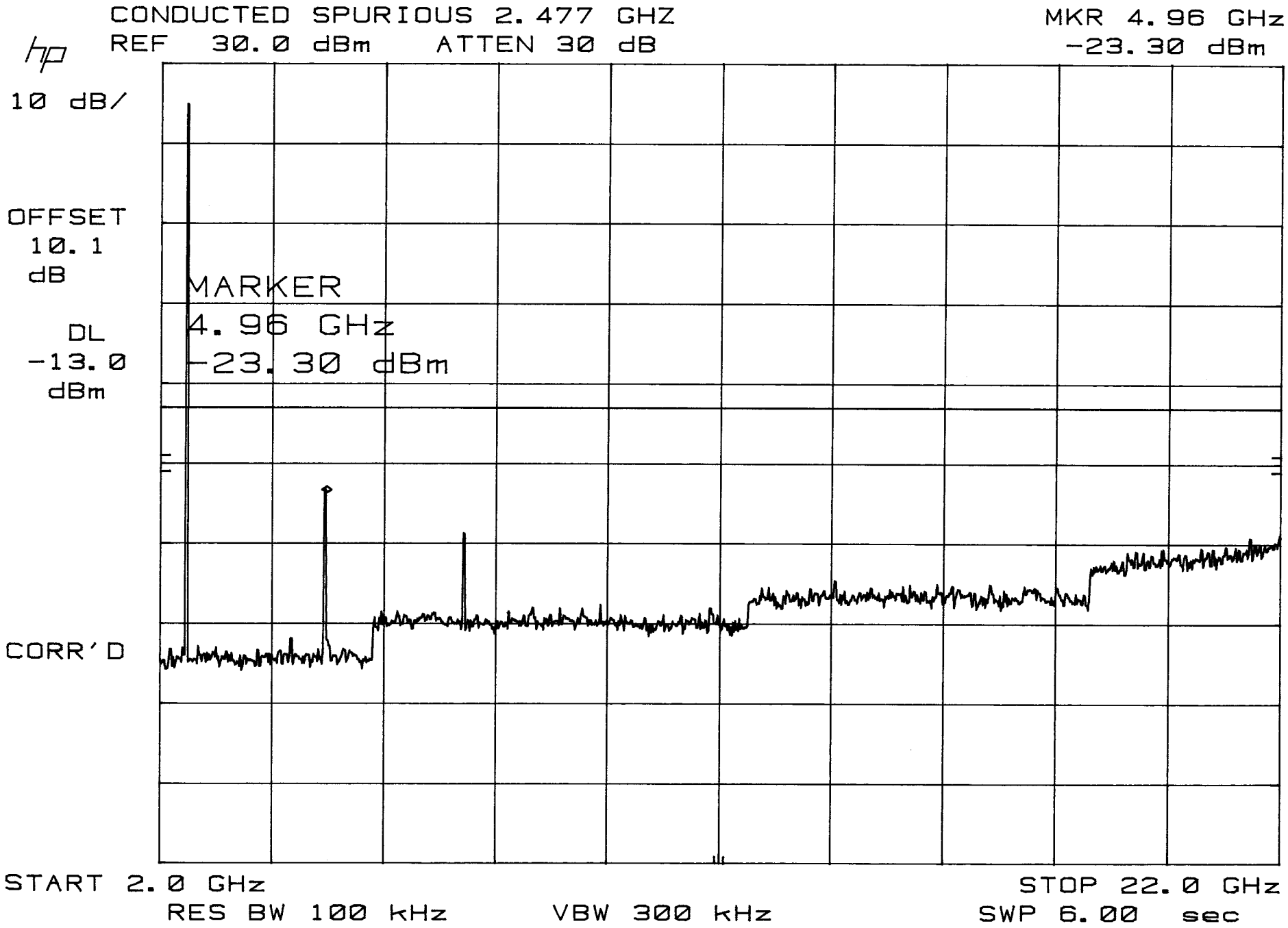
CONDUCTED SPURIOUS 2.477 GHZ
REF 30.0 dBm ATTEN 30 dB
MKR 4.96 GHz
-23.30 dBm
10 dB/
OFFSET
10.1
dB
DL
-13.0
dBm
MARKER
4.96 GHz
-23.30 dBm
CORR'D
START 2.0 GHz
STOP 22.0 GHz
RES BW 100 kHz
VBW 300 kHz
SWP 6.00 sec

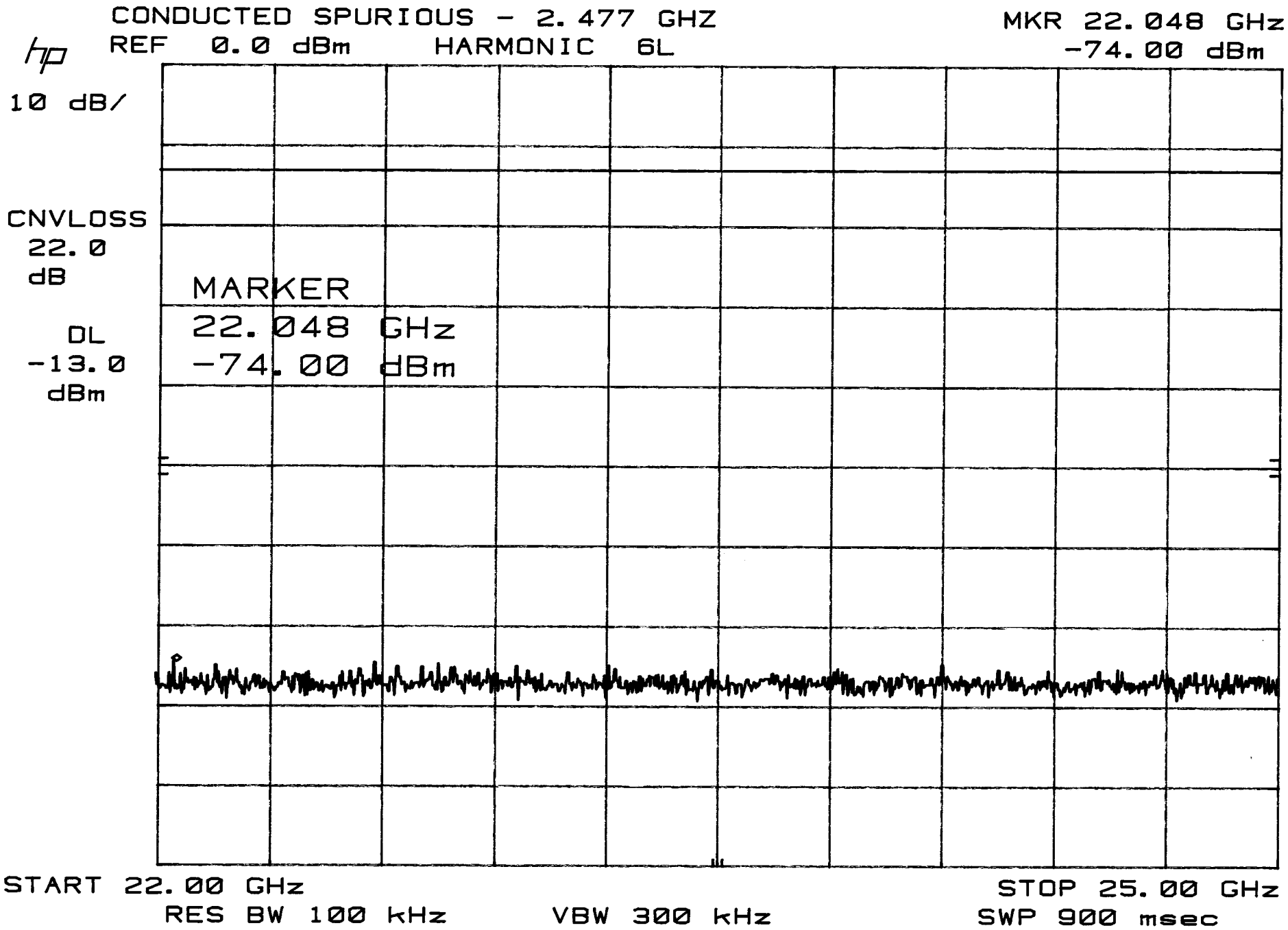
CONDUCTED SPURIOUS - 2.477 GHZ
REF 0.0 dBm
HARMONIC 6L
MKR 22.048 GHz
-74.00 dBm
10 dB/
CNVLOSS
22.0
dB
DL
-13.0
dBm
MARKER
22.048 GHz
-74.00 dBm
START 22.00 GHz
STOP 25.00 GHz
RES BW 100 kHz
VBW 300 kHz
SWP 900 msec

FREQUENCY STABILITY

DATA SHEETS

Frequency Stability over Temperature FCC 2.10555 and 90.213

Microtek Electronics, Inc. Date: 1/29/03
Video Transmitter Lab: Enivronment Assoc.
Model: 24.THP-90 Tested By: Kyle Fujimoto
Test Description: Low Channel - Center Frequency - 2.4560040 GHz

Temp Celsisus	Voltage	FREQUENCY (GHz)	Deviation	% ERROR
-30	120 VAC	2.456001	0.0000030	0.0001221
-20	120 VAC	2.4560015	0.0000025	0.0001018
-10	120 VAC	2.4560018	0.0000022	0.0000896
0	120 VAC	2.4560019	0.0000021	0.0000855
10	120 VAC	2.456002	0.0000020	0.0000814
20	102 VAC (85%)	2.4560039	0.0000001	0.0000041
20	120 VAC (100%)	2.456004	0.0000000	0.0000000
20	138 VAC (115%)	2.4560041	-0.0000001	0.0000041
30	120 VAC	2.456001	0.0000030	0.0001221
40	120 VAC	2.4560005	0.0000035	0.0001425
50	120 VAC	2.4560002	0.0000038	0.0001547

Frequency Stability over Temperature FCC 2.10555 and 90.213

Microtek Electronics, Inc. Date: 1/29/03
Video Transmitter Lab: Enivronment Assoc.
Model: 24.THP-90 Tested By: Kyle Fujimoto
Test Description: Middle Channel - Center Frequency - 2.4700050 GHz

Temp Celsisus	Voltage	FREQUENCY (GHz)	Deviation	% ERROR
-30	120 VAC	2.4700005	0.0000045	0.0001822
-20	120 VAC	2.4700015	0.0000035	0.0001417
-10	120 VAC	2.4700012	0.0000038	0.0001538
0	120 VAC	2.4700014	0.0000036	0.0001457
10	120 VAC	2.470004	0.0000010	0.0000405
20	102 VAC (85%)	2.4700049	0.0000001	0.0000040
20	120 VAC (100%)	2.470005	0.0000000	0.0000000
20	138 VAC (115%)	2.4700051	-0.0000001	0.0000040
30	120 VAC	2.4700015	0.0000035	0.0001417
40	120 VAC	2.4700035	0.0000015	0.0000607
50	120 VAC	2.4700025	0.0000025	0.0001012

Frequency Stability over Temperature FCC 2.10555 and 90.213

Microtek Electronics, Inc. Date: 1/29/03
Video Transmitter Lab: Enivronment Assoc.
Model: 24.THP-90 Tested By: Kyle Fujimoto
Test Description: High Channel - Center Frequency - 2.4770030 GHz

Temp Celsisus	Voltage	FREQUENCY (GHz)	Deviation	% ERROR
-30	120 VAC	2.477007	-0.0000040	0.0001615
-20	120 VAC	2.4770065	-0.0000035	0.0001413
-10	120 VAC	2.4770052	-0.0000022	0.0000888
0	120 VAC	2.4770021	0.0000009	0.0000363
10	120 VAC	2.4770025	0.0000005	0.0000202
20	102 VAC (85%)	2.477003	0.0000000	0.0000000
20	120 VAC (100%)	2.477003	0.0000000	0.0000000
20	138 VAC (115%)	2.4770031	-0.0000001	0.0000040
30	120 VAC	2.477001	0.0000020	0.0000807
40	120 VAC	2.477001	0.0000020	0.0000807
50	120 VAC	2.477003	0.0000000	0.0000000

CONDUCTED EMISSIONS

DATA SHEETS

EMISSION LEVEL [dBuV] PEAK 1/15/2003 9:48:46

Graph for Peak& Average

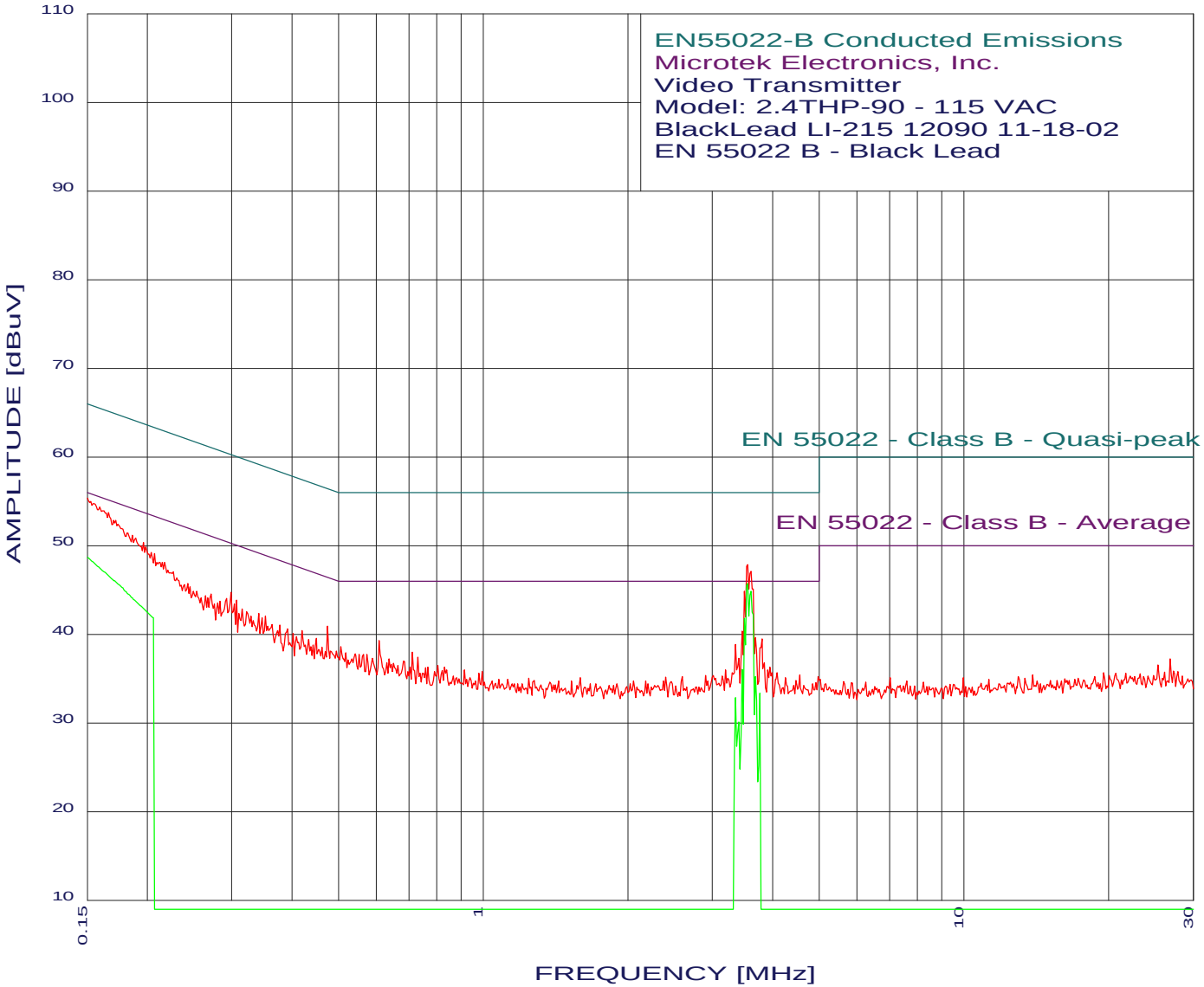

COMPATIBLE ELECTRONICS

COMPATIBLE ELECTRONICS

1/15/2003 9:48:46

Microtek Electronics, Inc.
Video Transmitter
Model: 2.4THP-90 - 115 VAC
EN 55022 B - Black Lead
TEST ENGINEER : Kyle Fujimoto

---

31 highest peaks above -50.00 dB of EN 55022 - Class B - Average limit line
Peak criteria : 0.10 dB, Curve : Peak

Peak#	Freq(MHz)	Amp(dBuV)	Limit(dB)	Delta(dB)
1	3.547	47.87	46.00	1.87*
2	3.605	47.07	46.00	1.07*
3	0.150	55.34	56.00	-0.66*
4	0.154	54.74	55.78	-1.04*
5	3.492	44.86	46.00	-1.14*
6	0.159	54.33	55.51	-1.18*
7	0.166	53.73	55.16	-1.43*
8	0.172	52.83	54.86	-2.03*
9	0.170	52.83	54.94	-2.11*
10	0.174	52.43	54.77	-2.34*
11	0.182	51.43	54.41	-2.99*
12	0.186	51.13	54.19	-3.07*
13	0.189	50.83	54.06	-3.23*
14	0.197	50.33	53.75	-3.43*
15	0.199	49.82	53.67	-3.84*
16	0.207	49.12	53.31	-4.19*
17	0.204	49.22	53.44	-4.22*
18	0.217	48.12	52.91	-4.79*
19	0.215	48.12	53.00	-4.88*
20	0.212	48.12	53.14	-5.02*
21	0.210	48.12	53.23	-5.10*
22	0.474	40.91	46.45	-5.54
23	0.227	47.02	52.57	-5.55
24	0.221	47.22	52.78	-5.56
25	0.299	44.72	50.28	-5.56
26	3.456	40.36	46.00	-5.64*
27	0.230	46.32	52.43	-6.11
28	0.307	43.82	50.05	-6.24
29	0.243	45.72	52.00	-6.28
30	3.683	39.57	46.00	-6.43*
31	0.293	44.02	50.45	-6.43

---

*Please See the Average Readings on the Next Page and on the Plot

COMPATIBLE ELECTRONICS

1/15/2003 9:48:46

Microtek Electronics, Inc.
Video Transmitter
Model: 2.4THP-90 - 115 VAC
EN 55022 B - Black Lead
TEST ENGINEER : Kyle Fujimoto

---

9 highest peaks above -50.00 dB of EN 55022 - Class B - Average limit line
Peak criteria : 0.00 dB, Curve : Average

Peak#	Freq(MHz)	Amp(dBuV)	Limit(dB)	Delta(dB)
1	3.547	45.73	46.00	-0.27
2	3.605	44.83	46.00	-1.17
3	3.492	41.80	46.00	-4.20
4	0.150	48.68	56.00	-7.32
5	3.456	36.01	46.00	-9.99
6	3.683	35.23	46.00	-10.77
7	3.761	33.36	46.00	-12.64
8	3.346	32.82	46.00	-13.18
9	3.401	30.10	46.00	-15.90

EMISSION LEVEL [dBuV] PEAK
Graph for Peak & Average

1/15/2003 10:01:44

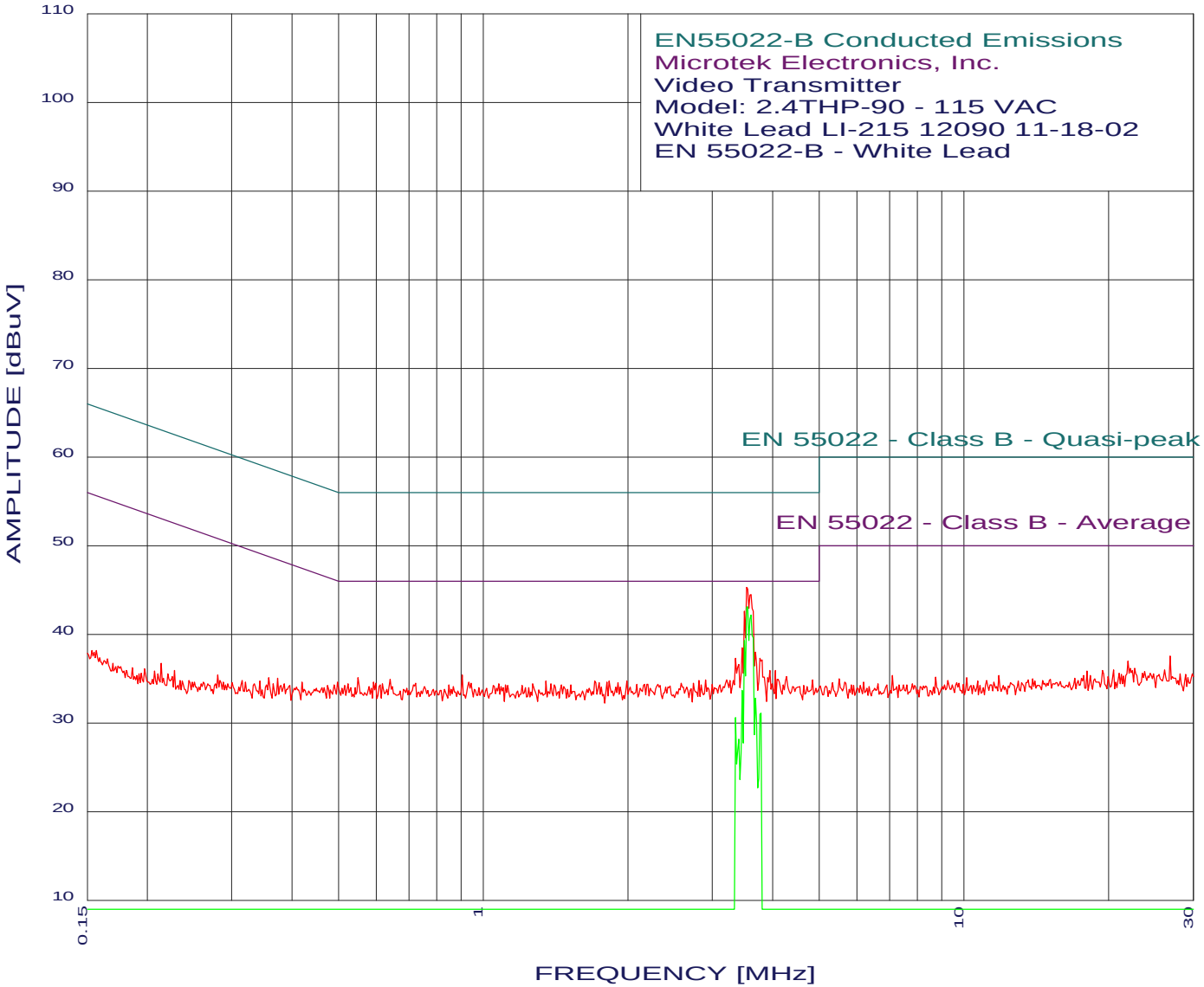

COMPATIBLE ELECTRONICS

COMPATIBLE ELECTRONICS

1/15/2003 10:01:44

Microtek Electronics, Inc.
Video Transmitter
Model: 2.4THP-90 - 115 VAC
EN 55022-B - White Lead
TEST ENGINEER : Kyle Fujimoto

---

30 highest peaks above -50.00 dB of EN 55022 - Class B - Average limit line
Peak criteria : 0.10 dB, Curve : Peak

Peak#	Freq(MHz)	Amp(dBuV)	Limit(dB)	Delta(dB)
1	3.529	45.28	46.00	-0.72*
2	3.605	44.48	46.00	-1.52*
3	3.492	42.57	46.00	-3.43*
4	3.456	38.47	46.00	-7.53*
5	3.683	37.98	46.00	-8.02*
6	3.761	37.28	46.00	-8.72*
7	3.346	37.27	46.00	-8.73*
8	3.800	37.09	46.00	-8.91
9	3.401	36.57	46.00	-9.43*
10	4.050	35.89	46.00	-10.11
11	3.945	35.89	46.00	-10.11
12	0.904	35.38	46.00	-10.62
13	4.272	35.20	46.00	-10.80
14	0.550	35.09	46.00	-10.91
15	3.903	35.09	46.00	-10.91
16	4.114	34.90	46.00	-11.10
17	0.641	34.89	46.00	-11.11
18	3.209	34.86	46.00	-11.14
19	2.900	34.85	46.00	-11.15
20	4.851	34.83	46.00	-11.17
21	3.311	34.77	46.00	-11.23
22	3.260	34.77	46.00	-11.23
23	2.811	34.75	46.00	-11.25
24	1.992	34.72	46.00	-11.28
25	1.830	34.72	46.00	-11.28
26	1.708	34.71	46.00	-11.29
27	1.352	34.70	46.00	-11.30
28	1.810	34.62	46.00	-11.38
29	0.592	34.59	46.00	-11.41
30	0.934	34.59	46.00	-11.41

---

*Please See the Average Readings on the Next Page and on the Plot

COMPATIBLE ELECTRONICS

1/15/2003 10:01:44

Microtek Electronics, Inc.
Video Transmitter
Model: 2.4THP-90 - 115 VAC
EN 55022-B - White Lead
TEST ENGINEER : Kyle Fujimoto

---

9 highest peaks above -50.00 dB of EN 55022 - Class B - Average limit line
Peak criteria : 0.00 dB, Curve : Average

Peak#	Freq(MHz)	Amp(dBuV)	Limit(dB)	Delta(dB)
1	3.547	43.12	46.00	-2.88
2	3.605	42.18	46.00	-3.82
3	3.492	39.26	46.00	-6.74
4	3.456	33.68	46.00	-12.32
5	3.683	32.79	46.00	-13.21
6	3.781	31.11	46.00	-14.89
7	3.346	30.59	46.00	-15.41
8	3.401	28.13	46.00	-17.87
9	0.150	0.00	56.00	-56.00