InstaShare™ Button Solution

User Manual

TZY31

V 1.01

Copyright

Copyright © 2021 by BenQ Corporation. All rights reserved. No part of this publication may be reproduced, transmitted, transcribed, stored in a retrieval system or translated into any language or computer language, in any form or by any means, electronic, mechanical, magnetic, optical, chemical, manual or otherwise, without the prior written permission of BenQ Corporation.

Disclaimer

BenQ Corporation makes no representations or warranties, either expressed or implied, with respect to the contents hereof and specifically disclaims any warranties, merchantability or fitness for any particular purpose. Further, BenQ Corporation reserves the right to revise this publication and to make changes from time to time in the contents hereof without obligation of BenQ Corporation to notify any person of such revision or changes.

This user manual aims to provide the most updated and accurate information to customers, and thus all contents may be modified from time to time without prior notice. Please visit www.benq.com for the latest version of this manual.

The illustrations and the images in this guide are for your reference.

Table of contents

Copyright 2
Disclaimer 2
Introduction 4
- Product features 5
- Package contents 6
- Product specifications 7
- Overview 8
  - Button 8
  - LED indicator for the Button 8

Using InstaShare Wireless Solution 9
- Installing the Wireless Adapter 9
- Pairing a Button to the Wireless Adapter 9
- Starting a presentation 12
- Split-screen presentations 14
  - Starting a split-screen presentation 14
  - Enlarging a split-screen 15
- Touch back 16
- Using a display's webcam, speakers, and/or microphone 17
- Storing Buttons in the InstaShare Dock 18

Introduction

InstaShare Wireless Solution is a wireless device for corporate meeting rooms and education-based classrooms. It is a unique wireless presentation solution without complex software and web settings.

Users expect devices to respond instantly with the power to control them at their fingertips, instead of having to read user manuals and install extraneous apps on their devices. This product allows these users to bypass complicated steps such as configuring IP addresses, installing drivers and apps, configuring settings, and so on, to quickly deliver stable and professional-quality video which allows teams to collaborate freely and confidently.

A standard product set consists of a Wireless USB Adapter, two InstaShare Buttons, and one InstaShare Dock. The software for the base unit may differ depending on the location where you buy the product. You can also buy additional InstaShare kits if needed.

- "InstaShare Wireless Solution will hereinafter be referred to as "the product" in this document.
- "InstaShare Button/Buttons" will hereinafter be referred to as "Button"/"Buttons" in this document.
- "Wireless USB Adapter" will hereinafter be referred to as "Wireless Adapter" in this document.

Your product complies with the local wireless regulations and the warranties are valid in the country/region where the product is purchased. Using the product outside the purchased country/region does not guarantee the wireless functionalities. And modification of any part of the product will void the warranties.

Product features

The product is equipped with the following features:

Features	Description
True Plug & Play	Simply connect the product to your Type-C USB port, then push the button to start presenting immediately.
No Software	The product doesn't need any software installation or execution. There's no setup, configuration, or waiting for pop-ups to launch. Just plug into your Windows, macOS, Chrome device - or any other devices with a full-featured Type-C interface port - and start presenting immediately.
Split-Screen Presentations	Up to nine users can simulaneously project their screen via the product in different split-screen configurations, so that you can view and reference multiple documents/videos at the same time during your presetation.
Auto Channel Selection	The product automatically selects the best wireless channel upon boot-up, ensuring smooth presentations in any environment.
Touch Back	You can use touchscreens to control the screen of the PC that is presenting, allowing you to actively engage with the content that is being presented.
Wireless 802.11 ac/n	The latest 802.11 ac/n Wi-Fi guarantees extremely smooth wireless streaming without lag or buffering.
Ultra HD 4K Video	The product supports up to Ultra HD 4K video and stereo sound without cable clutter or complicated driver selection.
Assured Performance	Peace of mind for consistent wireless presentation performance without relying on your PC.
Extended Desktop	Keep your presenter view, notes, and backup data on your laptop screen while presenting to the wireless screen with extended desktop in both Windows and OS X.
Wireless Camera and Audio	The IFP's speakers, microphones, and any connected webcam can be utilized by the user's laptop wirelessly via the Button, allowing users to integrate them into their video conference apps (Zoom, Skype, Teams, Google Meeting, etc.).

- InstaShare Wireless Solution does not work on all displays. To check which displays support InstaShare Buttons, go to the following URL: https://www.benq.com/en-us/business/search-result.html?q=InstaShare%20Button.
- Touch back via USB port is only supported for Windows-based PCs. Macs and mobile devices cannot be controlled via touch screens.
- Transmission distance depends on actual environment. Stated distance is based on line-of-sight measurement. Structures constructed of steel, wood, concrete, or brick may decrease transmission distance.
- According to regulatory restrictions in different regions of the world, Wi-Fi channels cannot be used in countries outside the purchased region.

- ⎓ : Direct Current / DC

Package contents

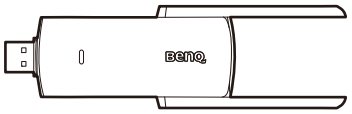

Wireless USB Adapter

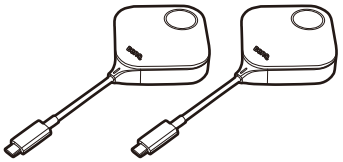

InstaShare Buttons

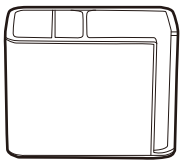

InstaShare Dock

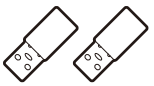

Type-C-to-Type-A USB Adapters

Quick Start Guide

Regulatory Statements

- Available accessories and the pictures shown here may differ from the actual contents and the product supplied for your region.
- Use original accessories to ensure compatibility.
- Always keep the product and accessories out of reach of children.

Product specifications

InstaShare Button (TWY31)	
Model	InstaShare Button
Color	Silver
Wireless transmission frame rate	Up to 60 fps depending on environment (1080P60 / 4K30P)
Button input resolution	Up to 4K30P
Audio rate	Stereo, Radio quality 16bits 48KHz
Wi-Fi standard	IEEE 802.11ac 5GHz, 2T2R MIMO
Authentication protocol	WiFi Standard
Wireless security (encryption)	WPA2/3 Personal/WPA2 Enterprise Support AES-256
Wireless coverage reach	Max. 15m (between Button and IFP)
Temperature range	Operating: 0°C to +45°C (+32°F to +104°F)
	Storage: -10°C to +60°C (+14°F to +140°F)
Cable	USB Type-C
Power supply	DC 5V±10%, Minimum 0.9A
Power consumption	Max 4.5W Full Loading
Dimensions (WxHxD)	67mm x 67mm x23.2mm
Wireless USB Adapter (TDY31)	
Color	Black
Wi-Fi standard	802.11 a/b/g/n/ac
Interface	USB 3.0
Wi-Fi band	Dual Band 2.4GHz / 5GHz
MU-MIMO	Yes
Wi-Fi performance	2.4 GHz Band: up to 400 Mbps 5 GHz Band: up to 867 Mbps
External antennas	2
Supported OS	Android / Windows
Wireless coverage reach	Max. 15m (between Wireless Adapter and IFP)
Security	WPA-PSK/WPA2-PSK WPA/WPA2/WEP
Dimension (LxHxW)	137 x 41 x 12mm
Net weight	0.025kg
Operation temperature	0°C – 45°C
Operation humidity	10% – 90%
Storage temperature	-40°C – 70°C
Storage humidity	5% – 90%
InstaShare Dock (TCY31)	
Color	Black
Dimension (LxHxW)	143x82x106 mm
Product material	PC+ABS & Aluminum alloy 6063 & Silica gel
Weight	455g
InstaShare Button loading quantity	4 pcs

Overview

Button

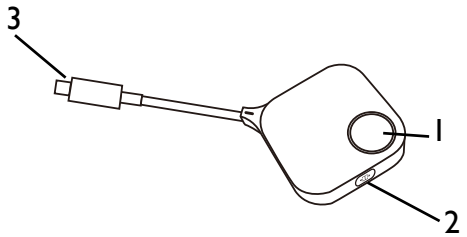

1. **Present key with LED indicator**

   Press to start or stop presenting.
2. **Split-screen key**

   Press to toggle between enlarged view or regular view during split-screen presentations.
3. **USB-C connector**

   Connect to a computer or laptop.

LED indicator for the Button

Please refer to the table below for detailed indicator and status descriptions for the Button.

LED Behavior	Status description
Off	The Button is powered off.
Solid white	The Button is in standby mode.
Flashing green	The Button is in the process of connecting to the Wireless Adapter.
Solid green	The Button is connected and ready to present.
Breathing green	The Button is waiting for approval to present. The InstaShare 2 app on BenQ Smart Displays allows you to configure presentations to require approval before a button can begin presenting. When this setting is enabled, the LED on the button will exhibit this behavior once the present key on the Button is pushed until approval is granted.
Flashing blue	The Button is in the process of pairing.
Solid blue	The Button is presenting.
Breathing blue	The Button is currently unable to present (e.g. the Button is in do-not-disturb mode, max. number of presenters has been reached, etc).
Flashing red	The Button is unable to connect to the Wireless Adapter.
Quick flashing red	The Button has not been activated.
Breathing red	The Button is inserted into its device but the USB Type-C port is not transmitting a signal (the USB Type-C port does not support ALT mode)

Using InstaShare Wireless Solution

Installing the Wireless Adapter

To begin using InstaShare Button, you must first install the Wireless Adapter to a Type-A USB port on your display. Though the Wireless Adapter is compatible with USB 2.0 ports, it is recommended that you install it to a USB 3.0 or above port (if available) on your display.

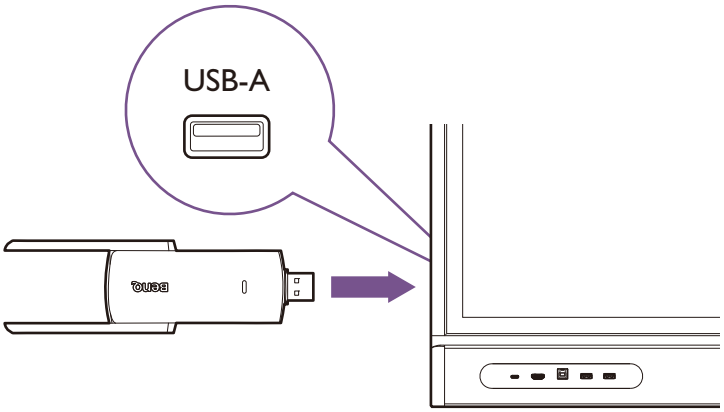

Pairing a Button to the Wireless Adapter

A product set includes two Buttons, which are already paired with the supplied Wireless Adapter before shipment. If you want to use a newly purchased Button or a Button that has already been paired with another Wireless Adapter, you will need to follow the instruction below in order to pair the Button with the current Wireless Adapter.

To pair a Button with the Wireless Adapter:

1. Make sure that the Wireless Adapter is installed on your display and that the display is powered on.
2. In the **Network** tab of the OSD settings menu on the display, enable **WLAN Hotspot**.

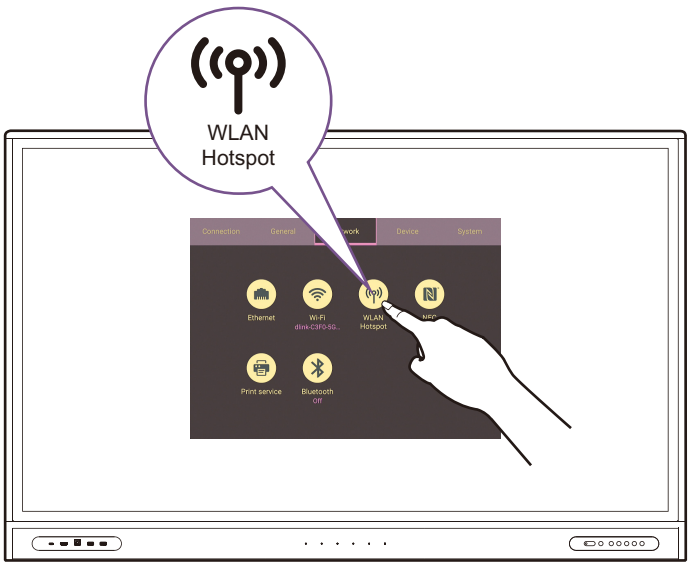

3. Open the **InstaShare 2** app on the display.

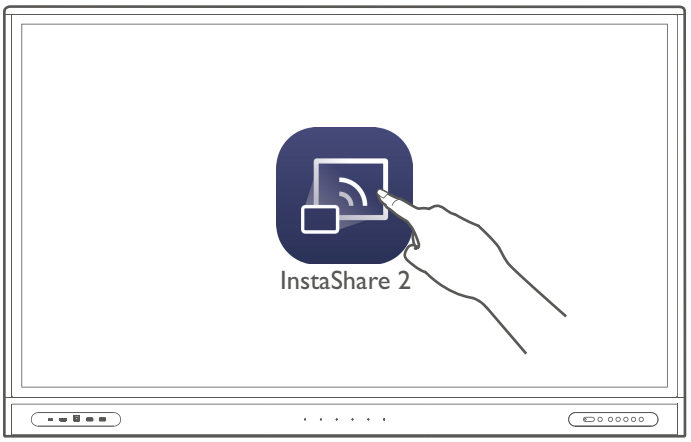

4. Install the Button you want to pair to either a Type-C USB port or Type-A USB port (using the supplied Type-C-to-Type-A USB adapter) on your display, and then confirm that you want to pair the Button in the pop-up message that appears.

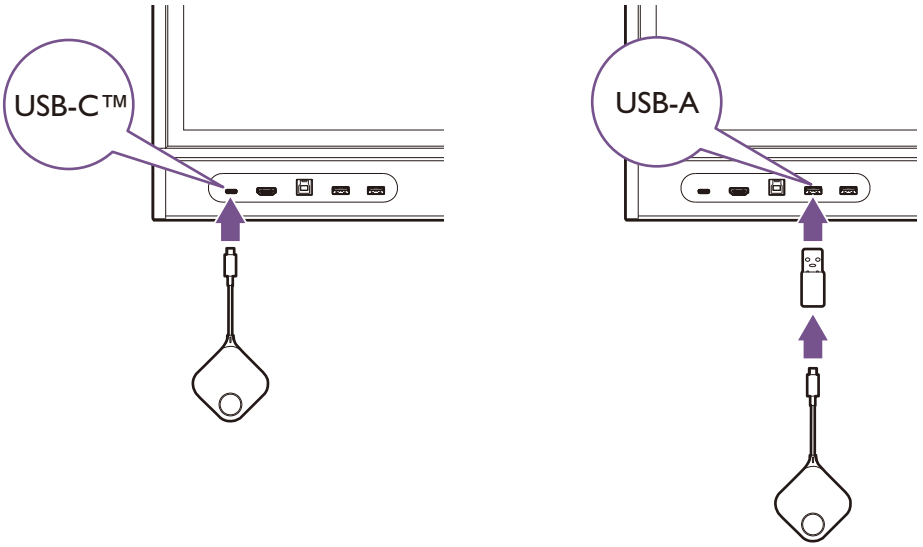

5. The Button will begin pairing with the Wireless Adapter as the LED indicator on the Button flashes blue.

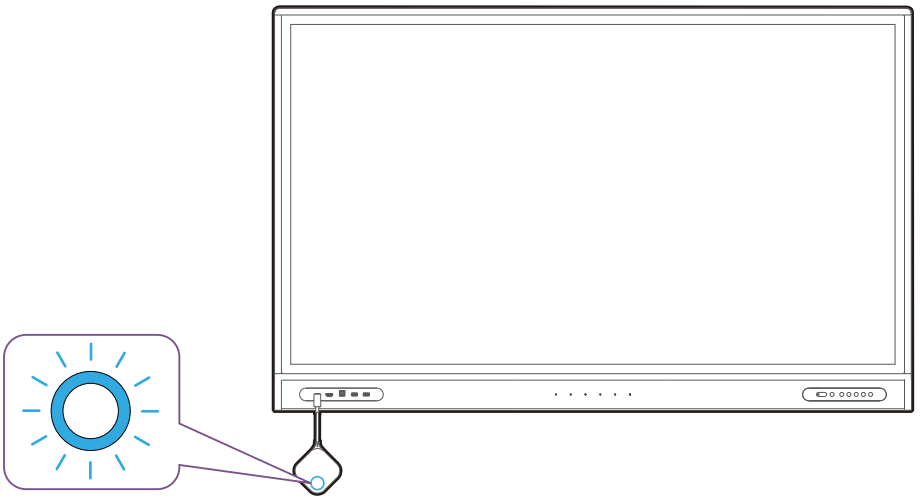

If it is your first time using the Button, you will be able to change the name of the button prior to the pairing process.

6. Once the pairing process is finished the display will show a confirmation notification.

7. Remove the Button from the display.

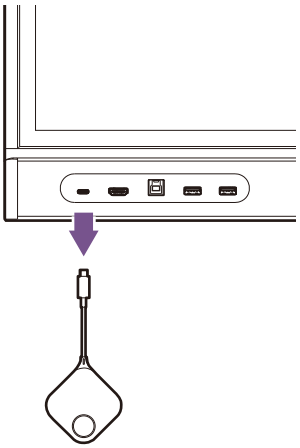

8. Repeat the process for any additional Buttons.

Starting a presentation

Once a Button is paired to the Wireless Adapter you can use it with any device with a full-functioning Type-C USB port to start presentations.

Make sure the display/Wireless Adapter is still set to hotspot mode before starting a presentation. The Button will not be able to connect to the Wireless Adapter if it is set to normal Wi-Fi mode.

To start a presentation:

1. Make sure that the Wireless Adapter is installed on your display and that the display is powered on.
2. Insert an already paired Button to your device's Type-C USB port.

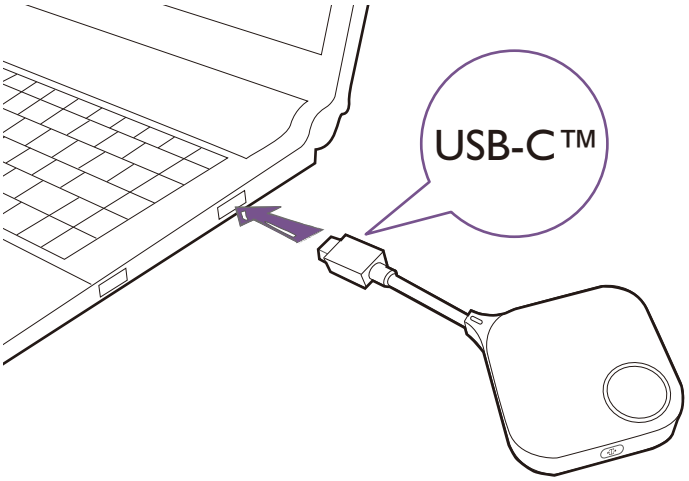

The Button does not support connecting to a device's Type-A USB port using the supplied Type-C-to-Type-A adapter. The adapter is only meant for connections to the display during the pairing process.

3. The LED on the Button will flash green while it connects to the Wireless Adapter. Wait about ten seconds for the Button to connect.



4. Once the LED stops flashing and turns solid green, the button is successfully connected to the Wireless Adapter. Press the present key to begin presenting.

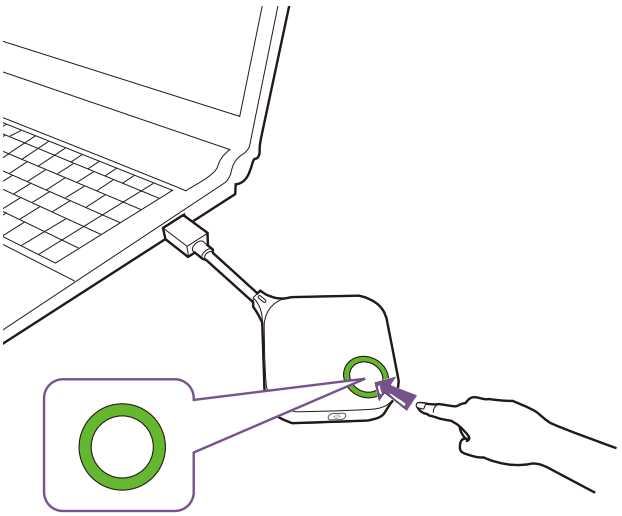

When the presentation starts, the LED on the Button will turn solid blue.

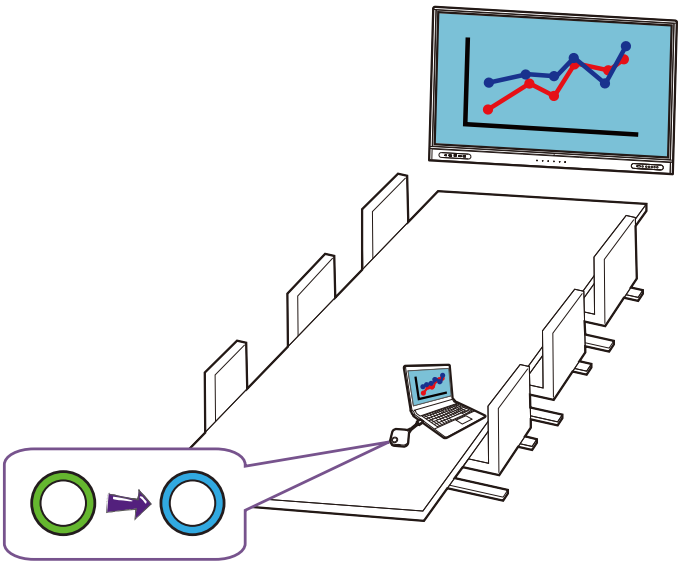

- Make sure the Type-C USB port on your device supports video output.
- Make sure the transmission distance between the Button and Wireless Adapter is within 15M and with no obstacles in between.
- The product supports MacBooks and Windows laptops to mirror an extended desktop.

Split-screen presentations

The product allows up to nine users to present simultaneously in a split-screen orientation.

Starting a split-screen presentation

1. Connect a Button to each computer that will be presenting in the split-screen presentation.

Make sure that all Buttons have already been paired to the Wireless Adapter connected to the display. See Pairing a Button to the Wireless Adapter on page 9 for more information.

2. Start a normal presentation using one of the Buttons. See Starting a presentation on page 12 for more information.

3. Press the present key on the second Button. The second device's screen will be added into the presentation in a split-screen format.

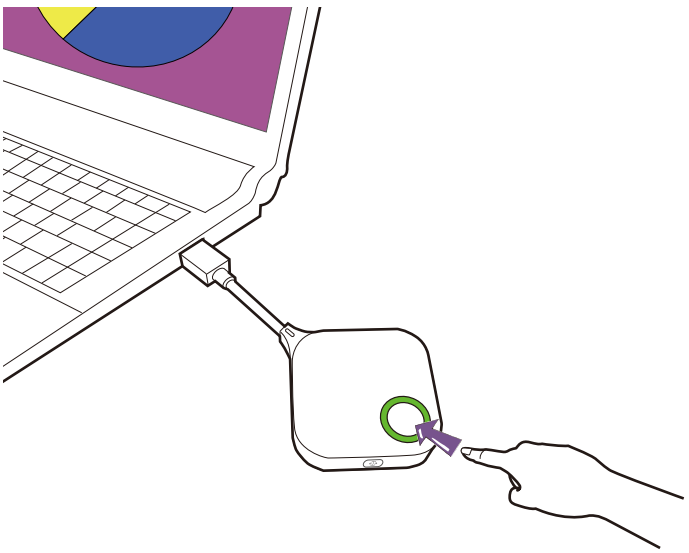

4. Repeat step 4 for all other users that want to join the split-screen presentation.

- Only up to 9 users are simultaneously supported in a split-screen presentation.
- The layout of the split-screen presentation will be dictated by the amount of users in the presentation.

Enlarging a split-screen

Once in a split-screen presentation, you can enlarge any of the participant's individual screens by pressing the split-screen key on the Button of the participant that wants to enlarge their screen.



To return to the normal split-screen presentation format press the split-screen key again on the Button of the participant with the enlarged screen.

Touch back

When the Wireless Adapter is connected to a touchscreen display and a PC is presenting via a Button, you can control the interface of the PC remotely via touch gestures on the display's screen.

The product only supports touch back for Windows-based PCs. It does not support touch back for MacBooks or Chromebooks.

Using a display's webcam, speakers, and/or microphone

When a Button is connected to a device and presenting, the device will also be able to make use of any combination of the display's speakers, microphone, or webcam (connected externally) in the programs/applications it is running. This feature gives users the ability when using video software to easily switch between the audio/video channels of either their device or the display based on what is suitable for their setting, without the need for any further physical connections or additional installation processes.

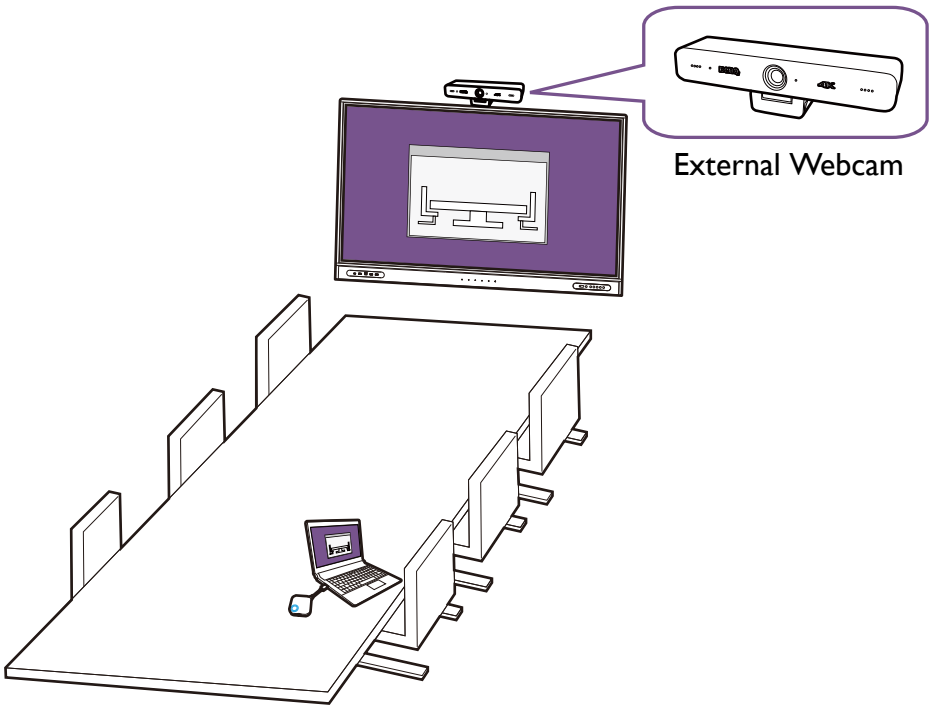

Think of a situation in which a group of meeting participants gather in a conference room that features a large BenQ touchscreen display. In this scenario a participant running a video conferencing app can connect an already paired Button to his or her notebook PC and begin a presentation to share the video conference with all other participants in the room. Once presenting, the user can then switch the video input for the app over to the display's external webcam and both the audio input and output to the microphone and speakers of the display respectively.

This setup allows the video conferencing app to capture views and voices from of all the participants in the conference room as well as broadcast the audio on the display's more powerful speakers so that the whole room is able to hear, thereby removing the need for each particpant to individually log into the video conference themselves.

Storing Buttons in the InstaShare Dock

You can store up to four Buttons in the InstaShare Dock along with additional accessories such as touch styluses and/or a remote control.

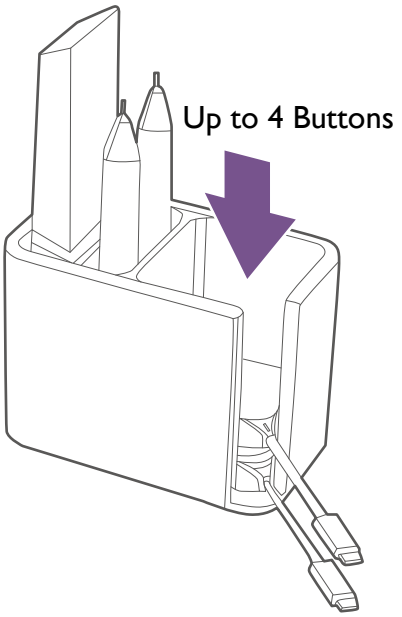

PN: 4J.F7W02.001
10/28/2021

Regulatory Statements

CE DOC

EN

DECLARATION OF CONFORMITY
The device complies with the requirements set out in the Council Directives relevant Union harmonisation legislation:
RED Directive (2014/53/EU)
Laws of the Member States relating Electromagnetic Compatibility (2014/30/EU)
Low Voltage Directive (2014/35/EU)
RoHS Directive 2011/65/EU & (EU) 2015/863

FR

DÉCLARATION DE CONFORMITÉ
L'appareil est conforme aux exigences définies dans les directives du Conseil relatives à la législation d'harmonisation de l'Union :
Directive RED (2014/53/UE)
Lois des États membres relatives à la compatibilité électromagnétique (2014/30/UE)
Directive Basse tension (2014/35/UE)
Directive RoHS 2011/65/UE et (UE) 2015/863

ES

DECLARACIÓN DE CONFORMIDAD
El dispositivo cumple los requisitos impuestos en las directivas del Consejo relativas a la legislación de armonización de la Unión Europea:
Directiva sobre equipos radioeléctricos (2014/53/UE)
Legislaciones de los Estados miembros en materia de compatibilidad electromagnética (2014/30/UE)
Directiva de bajo voltaje (2014/35/UE)
Directiva sobre sustancias peligrosas 2011/65/UE y (UE) 2015/863

PT

DECLARAÇÃO DE CONFORMIDADE
O dispositivo está conforme aos requisitos das Diretivas do Conselho e relevante legislação de harmonização da União Europeia:
Diretiva RED (2014/53/UE)
Leis dos Estados-Membros relativamente à Compatibilidade Eletromagnética (2014/30/UE)
Directiva de Baixa Voltagem (2014/35/UE)
Diretiva RoHS 2011/65/UE & (UE) 2015/863

IT

DICHIARAZIONE DI CONFORMITÀ
Il dispositivo è conforme con i requisiti definiti nelle Direttive del Consiglio relative alla Norma sull'armonizzazione dell'Unione:
Direttiva RED (2014/53/UE)
Leggi degli Stati Membri in relazione alla Compatibilità Elettromagnetica (2014/30/UE)
Direttiva Basso Voltaggio (2014/35/UE)
Direttiva RoHS 2011/65/UE e (UE) 2015/863

DE

KONFORMITÄTSERKLÄRUNG
Das Gerät entspricht den Anforderungen der entsprechenden EU-Harmonisierungsrichtlinien des Rates:
RED-Richtlinie (2014/53/EU)
Gesetze der Mitgliedsstaaten zur elektromagnetischen Verträglichkeit (2014/30/EU)
Niederspannungsrichtlinie (2014/35/EU)
RoHS-Richtlinie 2011/65/EU & (EU) 2015/863

RU

ЗАЯВЛЕНИЕ О СООТВЕТСТВИИ
Это устройство отвечает требованиям, изложенным в Директивах Совета о гармонизации соответствующих законов государств, входящих в состав Европейского союза (EU):
Директива о радиооборудовании (2014/53/EU)
Законы стран-участниц, касающиеся электромагнитной совместимости (2014/30/EU)

Директива в отношении низковольтного оборудования (2014/35/EU)
Директива 2011/65/EU и (EU) 2015/863 об ограничении использования определенных видов опасных веществ в электрическом и электронном оборудовании (RoHS)

PL

Oświadczenie zgodności
Urządzenie jest zgodne z wymaganiami określonymi w odpowiednich unijnych Dyrektywach harmonizacyjnych Rady:
Dyrektywa RED (2014/53/UE)
Przepisy państw członkowskich dotyczące kompatybilności elektromagnetycznej (2014/30/UE)
Dyrektywa niskonapięciowa (2014/35/UE)
Dyrektywa RoHS 2011/65/UE i (UE) 2015/863

TR

UYUM BEYANI
Aygıt, Konsey Yönergeleri ile ilgili Birlik uyum mevzuatında belirtilen şartlara uygundur:
RED Yönergesi (2014/53/EU)
Üye Devletlerin Elektromanyetik Uyumluluğa İlişkin Kanunları (2014/30/EU)
Alçak Gerilim Yönergesi (2014/35/EU)
RoHS Yönergesi 2011/65/EU & (EU) 2015/863

DA

OVERENSSTEMMELSESERKLÆRING
Enheden er i overensstemmelse med kravene i Rådets direktiv, relevant til EU's lovgivning om harmonisering:
RED-direktiv (2014/53/EU)
Medlemsstaternes lovgivning om elektromagnetisk kompatibilitet (2014/30/EU)
Direktiv om lavspænding (2014/35/EU)
RoHS-direktiv 2011/65/EU og (EU) 2015/863

FI

VAATIMUSTENMUKAISUUSVAKUUTUS
Laite on Euroopan neuvoston direktiivien olennaisen unionin harmonisointilainsäädännön vaatimusten mukainen:
RED-direktiivi (2014/53/EU)
Jäsenvaltioiden lait liittyen sähkömagneettiseen yhteensopivuuteen (2014/30/EU)
Matalajännitedirektiivi (2014/35/EU)
RoHS-direktiivi 2011/65/EU & (EU) 2015/863

NB

SAMSVARSERKLÆRING
Enheten overholder kravene i EU-rådets harmoniseringsdirektiver:
RED-direktiv (2014/53/EU)
Medlemsstaternes lovgivning om elektromagnetisk kompatibilitet (2014/30/EU)
Lavspenningsdirektiv (2014/35/EU)
RoHS-direktiv 2011/65/EU & (EU) 2015/863

SV

KONFORMITETSDEKLARATION
Enheten uppfyller kraven som anges i Rådets direktivs relevanta harmoniseringslagstiftning för Europeiska unionen:
RED-direktivet (2014/53/EU)
Medlemsstaternas lagar om elektromagnetisk kompatibilitet (2014/30/EU)
Lågspänningsdirektivet (2014/35/EU)
RoHS-direktiv 2011/65/EU & (EU) 2015/863

RO

DECLARAŢIE DE CONFORMITATE
Dispozitivul respectă cerinţele menţionate în Directivele Consiliului şi în legislaţia armonizată relevantă la nivelul Uniunii:
Directiva privind echipamentele radio (2014/53/UE)
Legislaţiile Statelor Membre privind Compatibilitatea electromagnetică (2014/30/UE)
Directiva privind tensiunea joasă (2014/35/UE)
Directiva RoHS 2011/65/UE şi (UE) 2015/863

CZ

PROHLÁŠENÍ O SHODĚ
Zařízení odpovídá požadavkům stanoveným ve směrnicích Rady podle příslušných harmonizačních právních předpisů Unie:
Směrnice o rádiových zařízeních (2014/53/EU)
Právní předpisy členských států týkající se elektromagnetické kompatibility (2014/30/EU)
Směrnice o nízkém napětí (2014/35/EU)
Směrnice o RoHS 2011/65/EU a (EU) 2015/863

NL

VERKLARING VAN OVEREENSTEMMING
Het apparaat voldoet aan de vereisten van de relevante richtlijnen van de Raad met betrekking tot harmonisatiewetgeving in de Unie:
RED-richtlijn (2014/53/EU)
Wetgeving van de lidstaten met betrekking tot elektromagnetische compatibiliteit (2014/30/EU)
Laagspanningsrichtlijn (2014/35/EU)
RoHS-richtlijn 2011/65/EU & (EU) 2015/863

HU

MEGFELELŐSÉGI NYILATKOZAT
Az eszköz megfelelő a Tanács irányelvek releváns uniós harmonizálási rendelkezései által felállított követelményeknek:
RED-irányelv (2014/53/EU)
A tagállamok elektromágneses összeférhetőségre vonatkozó jogszabályai (2014/30/EU)
Alacsonyfeszültségi irányelv (2014/35/EU)
2011/65/EU és (EU) 2015/863 RoHS-irányelv

EL

ΔΗΛΩΣΗ ΣΥΜΜΟΡΦΩΣΗΣ
Η συσκευή συμμορφώνεται με τις απαιτήσεις που καθορίζονται στις Οδηγίες του Ευρωπαϊκού Συμβουλίου και σχετίζονται με τη νομοθεσία περί εναρμόνισης της Ένωσης:
Οδηγία περί RED (2014/53/ΕΕ)
Νομοθεσίες των Κρατών μελών που σχετίζονται με την Ηλεκτρομαγνητική Συμβατότητα (ΗΜΣ) (2014/30/ΕΕ)
Οδηγία περί Χαμηλής Τάσης (2014/35/ΕΕ)
Οδηγία περί RoHS 2011/65/ΕΕ & (ΕΕ) 2015/863

For EU

Hereby, BenQ Corporation, declares that this TDY31 is in compliance with the essential requirements and other relevant provisions of Directive 2014/53/EU.
The full test of the EU declaration of conformity is available at the following internet address: https://www.benq.eu/en-eu/index.html

This equipment should be installed and operated with a minimum distance of 20 centimeters between the radiator and your body.

Frequency band: 2.4G

	TDY31
RF Output Power	2400 ~ 2483.5MHz 14.82 dBm

Frequency Band: 5G

	TDY31
RF Output Power & Transmit Power Control (TPC)	5.15 ~ 5.725GHz 18.56 dBm

RoHS Statement

This product is compliant to implemented RoHS (Restriction of Hazardous Substances) type regulations worldwide, including but not limited to China, India, Japan, Korea and European Union.

EU RoHS

Coarse Classification	Chemical Substance Table									
	Pb	Hg	Cd	Cr^{+6}	PBB	PBDE	DEHP	BBP	DBP	DIBP
Front bezel	O	O	O	O	O	O	O	O	O	O
Back cover	O	O	O	O	O	O	O	O	O	O
Main PCBA	O	O	O	O	O	O	O	O	O	O
Cables	O	O	O	O	O	O	O	O	O	O

*: PCBA consisted of bare printed circuit board, soldering and its surface-mounted elements, such as resistors, capacitors, arrays, connectors, chips, etc.
NOTE 1:The "O" indicates that the percentage content of the substance to be calculated is not exceeding the reference percentage content of EU RoHS directive (2011/65/EU & EU 2015/863).
NOTE 2:The "exempted" item means that the specified chemical substance corresponds to the items exempted by the EU RoHS directive (2011/65/EU & EU 2015/863).

Turkey RoHS

EEE Yönetmeliğine Uygundur Elektrikli Ve Elektronik Eşyalarda Bazi Zararli Maddelerin Kullaniminin Sinirlandirilmasina Dair Yönetmelik

Ukraine RoHS

України ТЕХНІЧНИЙ РЕГЛАМЕНТ обмеження використання деяких небезпечних речовин в електричному та електронному обладнанні (від 3 грудня 2008 р. N 1057): Обладнання відповідає вимогам Технічного регламенту обмеження використання деяких небезпечних речовин в електричному та електронному обладнанні

India RoHS

Restriction on Hazardous Substances statement (India)
This product complies with the "India" E-waste Rule 2016" and prohibits use of lead, mercury, hexavalent chromium, polybrominated biphenyls or PolyBrominated Diphenyl Ethers in concentrations exceeding 0.1 weight% and 0.01 weight for cadmium except for exemptions set in Schedule 2 of the Rule.

Vietnam RoHS

Công ty BenQ tuyên bố rằng tất cả các sản phẩm mang nhãn hiệu BenQ được thiết kế và sản xuất phù hợp với Thông tư 30/2011/TT-BCT của Việt Nam về việc hạn chế các chất độc hại và nồng độ tối đa của chất độc cho phép trong các vật liệu đồng nhất (ngoại trừ các trường hợp miễn trừ được liệt kê trong Thông tư này).

SAR information for radio equipment in France

EN

2020-03-18 Guide Réglementation DAS Vf Decree 2019-1186 of 15 November 2019 relating to the display of the specific absorption rate of radioelectric equipment.
TDY31: The minimum distance between the user and/or any bystander and the radiating structure of the transmitter is 20cm.

FR

18-03-2020 Guide Réglementation DAS Vf Décret 2019-1186 du 15 novembre 2019 relatif à l'affichage du débit d'absorption spécifique des appareils radioélectriques.
TDY31: La distance minimale entre l'utilisateur et/ou tout spectateur et la structure rayonnante de l'émetteur est de 20 cm.

ES

Normativa "2020-03-18 Guide Réglementation DAS" y Decreto 2019-1186 del 15 de noviembre de 2019 en relación con la tasa de absorción específica del equipo radioeléctrico.
TDY31: La distancia mínima la estructura radiante del transmisor y el usuario y/o cualquier transeúnte es de 20 cm.

PT

2020-03-18 Guide Réglementation DAS Vf Decreto 2019-1186, de 15 de novembro de 2019, relativo à visualização da taxa de absorção específica dos equipamentos radioelétricos.
TDY31: A distância mínima entre o utilizador e/ou qualquer transeunte e a estrutura irradiante do transmissor é de 20cm.

IT

2020-03-18 Guide Réglementation DAS Vf Decree 2019-1186 del 15 novembre 2019 relativo alla visualizzazione del tasso di assorbimento specifico delle apparecchiature radio elettriche.
TDY31: La distanza minima tra l'utente e/o lo spettatore e la struttura radiante del trasmettitore è 20cm.

DE

2020-03-18 Guide Réglementation DAS Vf Dekret 2019-1186 vom 15. November 2019 über die Anzeige der spezifischen Absorptionsrate von funkelektrischen Geräten.
TDY31 Der Mindestabstand zwischen dem Benutzer und/oder einem Unbeteiligten und der abstrahlenden Struktur des Senders beträgt 20 cm.

RU

Регламент Guide Réglementation DAS Vf от 2020-03-18, Директива 2019-1186 от 15 ноября 2019 г., требующие указывать удельную поглощенную мощность (SAR) электрического и радиооборудования.
TDY31: Минимальное расстояние между пользователем и/или любым стоящим рядом с ним человеком и излучающим модулем передатчика составляет 20 см.

PL

2020-03-18 Przepisy Guide Réglementation DAS Vf Decree 2019-1186 z 15 listopada 2019 r odnoszące się do wskazania właściwego współczynnika pochłaniania dla sprzętu radioelektrycznego.
TDY31: Minimalna odległość między użytkownikiem i/lub osobą postronną a konstrukcją promieniującą nadajnika wynosi 20 cm.

TR

2020-03-18 Kılavuzu Telsiz elektrikli cihazların özgül soğurma oranının gösterilmesine ilişkin 15 Kasım 2019 tarihli ve 2019-1186 numaralı DAS Vf Kararı.
TDY31: Kullanıcı ve/veya herhangi bir seyirci ile vericinin yayılan yapısı arasındaki minimum asgari 20 cm'dir.

DA

2020-03-18 Guide Réglementation DAS Vf Decree 2019-1186 fra 15 November 2019, der omhandler visning af specifik absorptionshastighed for radioelektrisk udstyr.

TDY31: Minimumsafstanden mellem brugeren og/eller en nærtstående person og den udstrålende enhed/sender er 20 cm.

FI

2020-03-18 Guide Réglementation DAS Vf asetus 2019-1186, annettu 15. marraskuuta 2019 liittyen radioelektronisten laitteiden SAR-arvon merkintään.
TDY31: Käyttäjän ja/tai sivustakatsojan sekä säteilevän lähettimen välisen minimietäisyys on 20 cm.

NB

2020-03-18 Guide Réglementation DAS Vf-dekret 2019-1186 av 15. november 2019 knyttet til visning av den spesifikke absorbsjonsraten til radioelektrisk utstyr.
TDY31: Minimumsavstanden mellom brukeren og/eller personer i nærheten og senderens utstrålende struktur er 20 cm.

SV

2020-03-18 Guide Réglementation DAS Vf, dekret 2019-1186 från 15 november 2019 angående visning av specifik absorptionsnivå för radioelektrisk utrustning.
TDY31: Minsta säkerhetsavstånd mellan användaren och/eller varje åskådare och sändarens utstrålande struktur är 20 cm.

RO

2020-03-18 Ghid de reglementare DAS Vf Decret 2019-1186 din 15 noiembrie 2019 referitor la afișarea ratei de absorbție specifice pentru echipamentele radio electrice.
TDY31: Distanța minimă între utilizator și/sau orice trecător și structura radiantă a transmițătorului este de 20 de cm.

CZ

2020-03-18 Guide Réglementation DAS Vf Decree 2019-1186 z 15. listopadu 2019 o zobrazení specifické míry absorpce rádiových elektrických zařízení.
TDY31: Minimální vzdálenost mezi uživatelem a/nebo jakýmkoli kolemjdoucím a vyzařující strukturou vysílače je 20 cm.

NL

18-03-2020 Guide Réglementation DAS Vf Decree 2019-1186 van 15 november 2019 betreffende de weergave van de specifieke absorptieverhouding van elektrische radioapparatuur.
TDY31: De minimale afstand tussen de gebruiker en/of een omstander en de uitstralende structuur van de zender is 20 cm.

HU

2020-03-18 A DAS Vf irányelvi szabályozás, 2019. november 15-i 2019-1186-os rendelet a rádióelektromos berendezések speciális elnyelési arányának jelzésével kapcsolatban.
TDY31: A minimális távolság a felhasználó és/vagy járókelők és a jeladó sugárzó szerkezete között 20 cm.

BG

18.03.2020 г. Guide Réglementation DAS Vf Постановление 2019-1186 от 15 ноември 2019 г. относно показването на процент на специфична абсорбция на електрическо радиооборудване.
TDY31: Минималното разстояние между потребителя и/или евентуален наблюдател и излъчващата структура на предавателя е 20 cm.

HR

2020-03-18 Guide Réglementation DAS Vf Decree 2019-1186 od 15. studenog 2019. u svezi prikaza specifične stope apsorpcije električne radio opreme.
TDY31: Minimalna razdaljina između korisnika i / ili promatrača i dijela predajnika koji zrači je 20 cm.

EL

2020-03-18 Guide Réglementation DAS Vf Διάταγμα 2019-1186 με ημερομηνία 15 Νοεμβρίου 2019 που σχετίζεται με την ένδειξη του ειδικού ρυθμού απορρόφησης ραδιοηλεκτρικού εξοπλισμού.
TDY31: Η ελάχιστη απόσταση μεταξύ χρήστη ή/και άλλου παρευρισκομένου και του στοιχείου ακτινοβολίας του πομπού είναι 20 cm.

WEEE

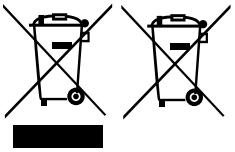

WEEE Battery

EN

WEEE directive
Disposal of Waste Electrical and Electronic Equipment and/or Battery by users in private households in the European Union.
This symbol on the product or on the packaging indicates that this can not be disposed of as household waste. You must dispose of your waste equipment and/or battery by handling it over to the applicable take-back scheme for the recycling of electrical and electronic equipment and/or battery. For more information about recycling of this equipment and/or battery, please contact your city office, the shop where you purchased the equipment or your household waste disposal service. The recycling of materials will help to conserve natural resources and ensure that it is recycled in a manner that protects human health and environment.
Recycling information: See https://www.benq.com/en-us/support/recycling/global-recycle.html for details.

FR

Directive WEEE
Mise au rebut des déchets d'équipements électriques et électroniques et/ou des piles par les particuliers dans l'Union Européenne.
Ce symbole figurant sur le produit ou l'emballage signifie que celui-ci ne peut pas être jeté avec les ordures ménagères. Vous devez mettre vos déchets d'équipements et/ou piles au rebut en le déposant dans un point de collecte prévu à cet effet afin que les équipements électroniques et électriques et/ou piles soient recyclés. Pour de plus amples informations sur le recyclage de ce produit et/ou cette pile, veuillez prendre contact avec l'organisme local compétent, le service d'élimination des déchets ménagers ou le point de vente du produit. Le recyclage des matériaux aidera à conserver les ressources naturelles et à s'assurer qu'ils seront recyclés d'une façon que cela protège la santé humaine et l'environnement.
Informations relatives aux recyclage : Consultez le site https://www.benq.com/en-us/support/recycling/global-recycle.html pour plus de détails.

ES

Directiva WEEE
Residuos de aparatos eléctricos y electrónicos y/o batería por parte de los usuarios domésticos privados en la Unión Europea.
El símbolo que muestra el producto o el embalaje indica que no puede ser desechado como residuo doméstico. Para desechar el equipo siga las directrices aplicables para el reciclaje de equipo eléctrico y electrónico y/o batería.
Para obtener más información sobre el reciclaje de este equipo y/o batería, póngase en contacto con el ayuntamiento, la tienda donde adquirió el equipo o el servicio de recogida de basuras. Al reciclar materiales ayudamos a conservar el medio natural y a garantizar el reciclaje de manera que proteja la salud y el medioambiente.
Información sobre reciclaje: Consulte la página Web https://www.benq.com/en-us/support/recycling/global-recycle.html para obtener detalles.

PT

Diretiva WEEE
Eliminação de Resíduos de Equipamentos Eléctricos e Electrónicos e/ou Baterias por particulares na União Europeia.
Este símbolo no produto ou na embalagem indica que não pode ser eliminado como lixo doméstico. Deverá eliminar os resíduos dos seus equipamentos e/ou baterias entregando-os nos pontos de

recolha aplicáveis para reciclagem de equipamentos de equipamentos eléctricos e electrónicos e/ou baterias. Para mais informações sobre a reciclagem destes equipamentos e/ou baterias, contacte a sua câmara municipal, a loja onde adquiriu o equipamento ou serviço de recolha de lixo doméstico. A reciclagem de materiais contribuirá para a conservação dos recursos naturais e assegura que são reciclados de forma a proteger a saúde humana e o ambiente.
Informações sobre reciclagem: Consulte https://www.benq.com/en-us/support/recycling/global-recycle.html para obter mais detalhes.

IT

Direttiva RAEE
Smaltimento di apparecchi elettrici ed elettronici e/o batterie nell'Unione Europea da parte di utenti privati.
Questo simbolo sul prodotto o sulla confezione indica che l'articolo non può essere smaltito come i normali rifiuti domestici. È necessario smaltire le apparecchiature e/o batterie secondo quanto previsto dagli schemi di recupero per il riciclaggio di apparecchiature elettriche e elettroniche e/o batterie. Per ulteriori informazioni sul riciclaggio di questo apparecchio e/o batteria, contattare l'ente della propria città, il negozio dove è stato acquistato l'apparecchio o il proprio servizio di smaltimento rifiuti domestici. Il riciclaggio dei materiali contribuisce a ridurre il consumo di risorse naturali e assicura che i materiali siano riciclati tutelando la salute umana e l'ambiente.
Informazioni sul riciclaggio: Per i dettagli, vedere il sito https://www.benq.com/en-us/support/recycling/global-recycle.html.

DE

WEEE-Richtlinie
Entsorgung von Elektro- und Elektronikgeräten bzw. Batterien in Privathaushalten der Europäischen Union.
Das Symbol auf der Produktverpackung zeigt an, dass dieses Gerät nicht mit dem normalen Hausmüll entsorgt werden darf. Sie sind verpflichtet, Ihre Altgeräte bzw. Batterien entsprechend der geltenden Bestimmungen für die Wiederverwertung von Elektro- und Elektronik-Altgeräten bzw. Batterien zu entsorgen. Weitere Informationen über das Recycling dieses Geräts bzw. Batterie erhalten Sie von Ihren örtlichen Behörden, Ihrem Fachhändler oder der lokalen Rücknahmestelle. Fachgerechtes Wertstoffrecycling spart nicht nur wertvolle Ressourcen, sondern schützt auch Umwelt und Gesundheit.
Informationen zum Recyceln: Details hierzu siehe https://www.benq.com/en-us/support/recycling/global-recycle.html.

RU

Директива WEEE
Директива ЕС об утилизации электрического и электронного оборудования
Утилизация электрического и электронного оборудования и/или аккумуляторов населением в Европейском союзе.
Данный символ на изделии или на упаковке означает, что данное изделие запрещается утилизировать наравне с бытовыми отходами. Вы должны сдавать все пришедшие в негодность устройства и/или аккумуляторы для утилизации на специальный пункт сбора электрических или электронных устройств и/или аккумуляторов. Для получения подробных сведений о переработке этого оборудования и/или аккумуляторов обратитесь в местные органы управления, магазин, в котором был приобретен продукт, млм службу по сбору бытовых отходов. Переработка материалов поможет сохранить природные ресурсы и обеспечит безопасность для здоровья людей и окружающей среды.
Сведения об утилизации: подробную информацию см. на сайте: https://www.benq.com/en-us/support/recycling/global-recycle.html

PL

Dyrektywa WEEE
Utylizacja odpadów z urządzeń elektrycznych i elektronicznych lub baterii przez użytkowników prywatnych w Unii Europejskiej.

Ten symbol na urządzeniu lub opakowaniu oznacza, że nie może być ono utylizowane razem z odpadami domowymi. Zużyty sprzęt lub baterie należy przekazać do odpowiedniego punktu zwrotu sprzętu elektrycznego i elektronicznego w celu wtórnego przetworzenia. Szczegółowe informacje dotyczące wtórnego przetwarzania tych urządzeń lub baterii można uzyskać, kontaktując się z lokalną administracją, sprzedawcą lub lokalnym przedsiębiorstwem oczyszczania. Przetwarzanie wtórne materiałów pomaga w zachowaniu surowców naturalnych i utylizacji w sposób przyjazny dla ludzkiego zdrowia i środowiska. Informacje o recyklingu: Szczegółowe informacje dostępne są pod adresem https://www.benq.com/en-us/support/recycling/global-recycle.html.

TR

WEEE direktifi
Avrupa Birliği ülkelerinde özel ev eşyası kullanıcıları tarafından Elektrikli ve Elektronik Cihazların ve/veya Pillerin Atılması.
Ürün yada ambalaj üzerindeki bu sembol, bunun evsel atık olarak işlem görmemesi gerektiğini ifade etmektedir. Atık cihazınızı ve/veya pilleri, elektrikli ve elektronik cihazların ve/veya pillerin geri dönüşümü için uygulanabilir geri alma şemasına göre ele alarak atmalısınız. Bu cihazın ve/veya pillerin geri dönüşümü hakkında daha fazla bilgi edinmek için lütfen cihazı satın aldığınız yerel bayiye veya dükkana yada ev eşyası uzaklaştırma servisine başvurun. Materyallerin geri dönüşümü, doğal kaynakların korunmasını ve insan sağlığına ve çevreye zarar verilmeksizin geri dönüştürülmesini güvence etmektedir.
Geri dönüşüm bilgisi: Ayrıntılar için bkz. https://www.benq.com/en-us/support/recycling/global-recycle.html

DA

WEEE direktiv
Bortskaffelse af elektrisk og elektronisk affald og/eller batterier, anvendt i husholdningen i EU.
Dette symbol på produktet eller på emballagen angiver, at det ikke kan bortskaffes som husholdningsaffald. Du skal bortskaffe affald (udstyr) og/eller batterier ved at levere det/dem til relevante genbrugscentre for elektrisk og elektronisk udstyr og/eller batterier. For yderligere oplysninger om genbrug af dette udstyr og/eller batterier skal du kontakte kommunen, butikken hvor du købte udstyret eller dit affaldsselskab. Genbrugsmaterialer hjælper med at bevare naturlige ressourcer og sikre, at det det genbruges på en måde, der beskytter sundheden og miljøet.
Oplysninger om genbrug: Se https://www.benq.com/en-us/support/recycling/global-recycle.html for yderligere oplysninger.

FI

WEEE-direktiivi
Käyttäjien yksityis kotitalouksien sähkö- ja elektroniikkalaiteromun ja/tai paristojen hävittäminen Euroopan unionissa.
Tämä symboli tuotteessa tai sen pakkauksessa ilmaisee, että tuotetta ei saa hävittää kotitalousjätteen mukana. Jätelaite ja/tai paristot on hävitettävä toimittamalla se asianmukaiseen sähkö- ja elektroniikkalaiteromun ja/tai paristojen kierrätysjärjestelmään. Halutessasi lisätietoja tämän tuotteen ja/tai paristojen kierrätyksestä ota yhteyttä paikalliseen viranomaiseen, liikkeeseen, josta ostit tuotteen, tai jätehuoltopalveluyritykseesi. Materiaalien kierrätys auttaa säästämään luonnon resursseja ja varmistamaan, että laite kierrätetään tavalla, joka suojelee ihmisten terveyttä ja ympäristöä.
Kierrätystiedot: Katso lisätietoja osoitteesta https://www.benq.com/en-us/support/recycling/global-recycle.html.

NB

WEEE-direktiv
Kassering av elektrisk og elektronisk utstyr og/eller batterier for brukere i private husholdninger i EU.
Dette symbolet på produktet eller på innpakningen angir at det ikke kan kasseres sammen med vanlig husholdningsavfall. Du må kaste utstyret og/eller batteriet ved å overlevere det til det aktuelle retursenteret for resirkulering av elektrisk og elektronisk utstyr og/eller batteriet. Hvis du vil ha mer informasjon om resirkulering og/eller batteriet, vennligst kontakt lokale myndigheter, butikken der du kjøpte utstyret eller en resirkuleringsstasjon. Resirkulering av materialer vil bidra til å bevare naturlige ressurser og sikre at det resirkuleres på en måte som beskytter menneskers helse og miljø.

Informasjon om resirkulering: Du finner mer informasjon på https://www.benq.com/en-us/support/recycling/global-recycle.html.

SV

WEEE-direktiv
Riktlinjer för kassering av avfall som utgörs av eller innehåller elektriska eller elektroniska produkter och/eller batteri, gällande hushåll i EU.
Den här symbolen kan finnas på produkten eller på förpackningen och betyder att produkten inte kan kasseras som vanligt hushållsavfall. När du vill kassera produkten och/eller batteri måste du lämna in den på det ställe som avses för återvinning av elektriska eller elektroniska produkter och/eller batteri. Om du vill ha mer information om återvinning av den här typen av utrustning och/eller batteri kan du vända dig till din kommun, ditt inköpsställe eller till den lokala sophämtningen. Genom att återvinna materialet i produkten kan vi spara på naturtillgångarna och försäkra oss om att produkten återvinns på ett sätt som skyddar människors hälsa och miljön.
Återvinningsinformation: Se https://www.benq.com/en-us/support/recycling/global-recycle.html för detaljer.

RO

Directiva WEEE
Evacuarea deşeurilor echipamentelor electrice şi electronice şi/sau bateriilor de către utilizatorii casnici din Uniunea Europeană.
Acest simbol de pe produs sau de pe ambalaj indică că acest produs nupoate fi evacuat ca deşeu casnic. Trebuie să evacuaţi deşeurile de echipamente şi/sau bateria prin predarea conform schemei de preluare pentru reciclare a componentelor electrice şi electronice şi/sau a bateriilor. Pentru informaţii suplimentare privind reciclarea acestui echipament şi/sau a bateriei, contactaţi primăria oraşului dvs., magazinul de unde aţi achiziţionat echipamentul sau serviciul de salubritate pentru deşeuri menajere. Reciclarea acestor materiale va ajuta la păstrarea resurselor naturale şi asigură că sunt reciclate într-o modalitate care protejează viaţa şi mediul oamenilor.
Informaţii privind reciclarea: Vizitaţi https://www.benq.com/en-us/support/recycling/global-recycle.html pentru detalii.

CZ

Směrnice WEEE
Likvidace vyřazených elektrických a elektronických zařízení anebo baterií v domácnostech uživatelů v Evropské unii.
Tento symbol na výrobku nebo na jeho obalu znamená, že dané zařízení nelze vyhodit do běžného domovního odpadu. Vyřazené elektrické nebo elektronické zařízení anebo baterii je nutno zlikvidovat odevzdáním k recyklaci v souladu s platným plánem recyklace elektrických a elektronických zařízení anebo baterií. Další informace o recyklaci tohoto zařízení anebo baterií získáte u místních úřadů, v obchodě, kde jste výrobek zakoupili nebo u společnosti, která se zabývá likvidací domovního odpadu.
Recyklace materiálů pomáháchránit přírodní zdroje a zaručuje likvidaci výrobku způsobem, kterýješetrný klidskému zdraví a životnímu prostředí.
Informace o recyklaci: Podrobnosti viz https://www.benq.com/en-us/support/recycling/global-recycle.html.

NL

WEEE-richtlijn
Wegwerpen van elektrische en elektronische apparatuur en/of accu's door huishoudens in de Europese Unie.
Dit symbool geeft aan dat het product niet met het huishoudelijke afval kan worden aangeboden. U moet afgedankte apparatuur en/of acccu's wegwerpen door ze in te leveren op de inzamelpunten voor elektrische en elektronische apparatuur en/of accu's. Voor meer informatie over het hergebruik van deze apparatuur en/of de accu neemt u contact op met uw gemeente, de winkel waar u de apparatuur hebt gekocht of de milieudienst van de gemeente. Door het recyclen van de materialen worden natuurlijke hulpbronnen behouden en helpt u de natuur en de volksgezondheid te beschermen.

Recycle-informatie: Zie https://www.benq.com/en-us/support/recycling/global-recycle.html voor details.

HU

WEEE direktíva
Az Európai Unióban a magánháztartások elektromos és elektronikus hulladékainak és/vagy akkumulátorok kezeléséről szóló irányelv.
A terméken vagy a csomagoláson ez a szimbólum azt jelzi, hogy a termék nem tehető a háztartási hulladékok közé. A készüléket és/vagy akkumulátort az elektronikus és elektromos hulladékokra és/vagy akkumulátorokra vonatkozó visszavételi rendszerben kell visszajuttatnia. A készülék és/vagy akkumulátor begyűjtéséről bővebb információt kaphat a helyi önkormányzatnál, a vásárlás helyén vagy a háztartási hulladékot elszállító szolgáltatójánál. Az anyagok begyűjtése hozzájárul a természeti erőforrások megőrzéséhez és biztosítja, hogy a hulladékok gyűjtése az emberi egészséget és a környezetet védő módon történjék.
Újrahasznosítási információ: a részleteket lásd a https://www.benq.com/en-us/support/recycling/global-recycle.html oldalon.

BG

Директива WEEE
Изхвърляне на отпадъчно електрическо и електронно оборудване и/или батерии от потребители в частни домакинства в Европейския съюз.
Този символ върху продукт или неговата опаковка указва, че не може да бъде изхвърлян заедно с останалите домакински отпадъци. Трябва да изхвърлите отпадъчното оборудване и/или батерии, като го предадете в подходящ пункт за събиране и рециклиране на електрическо и електронно оборудване и/или батерии. За повече информация относно рециклирането на този уред и/или батерии, моля, свържете се със съответния офис във Вашия град, с магазина, от който сте закупили продукта или с местната служба за събиране на битови отпадъци. Рециклирането на материалите ще спомогне за запазване на природните ресурси и ще осигури рециклиране по запазващ човешкото здраве иоколната среда начин.
Recycling information: See https://www.benq.com/en-us/support/recycling/global-recycle.html for details.

HR

WEEE direktiva
Odlaganje u otpad električnih i elektroničkih uređaja i/ili baterija iz kućanstava u Europskoj uniji.
Ovaj simbol na proizvodu ili pakiranju naznačuje da se ovaj proizvod ne može odbaciti s kućnim otpadom. Uređaje za otpad i/ili baterije trebate odložiti u otpad u skladu s pravilima povrata, zbrinjavanja i reciklaže električnih i elektroničkih uređaja i/ili baterija. Više informacija o recikliranju ovog uređaja i/ili baeterije, potražite u vašem mjesnom uredu, u trgovini gdje ste kupili proizvod ili u službi koja prikuplja vaš kućni otpad. Recikliranje materijala pomoći će očuvanju prirodnih resursa i osigurati recikliranje na način koji štiti ljudsko zdravlje i prirodni okoliš.
Podaci o recikliranju: Pojedinosti pogledajte na https://www.benq.com/en-us/support/recycling/global-recycle.html.

EL

Οδηγία WEEE
Απόρριψη άχρηστου ηλεκτρολογικού και ηλεκτρονικού εξοπλισμού ή/και μπαταριών από χρήστες σε νοικοκυριά εντός της Ευρωπαϊκής Ένωσης.
Το παρόν σύμβολο στο προϊόν ή τη συσκευασία υποδηλώνει ότι αυτό δεν μπορεί να απορριφθεί με τα οικιακά απορρίμματα. Πρέπει να φροντίζετε για την απόρριψη του άχρηστου εξοπλισμού σας ή/και μπαταριών, παραδίδοντάς τα σε αρμόδιο φορέα παραλαβής με σκοπό την ανακύκλωση ηλεκτρολογικού και ηλεκτρονικού εξοπλισμού ή/και μπαταριών. Για περισσότερες πληροφορίες σχετικά με την ανακύκλωση του παρόντος εξοπλισμού ή/και μπαταριών, παρακαλούμε απευθυνθείτε στο αρμόδιο γραφείο του δήμου, στο κατάστημα

όπου αγοράσατε τον εξοπλισμό ή στην υπηρεσία αποκομιδής οικιακών απορριμμάτων. Η ανακύκλωση των υλικών θα βοηθήσει την εξοικονόμηση φυσικών πόρων και θα διασφαλίσει ότι αυτά ανακυκλώνονται με τρόπο που προστατεύει την ανθρώπινη υγεία και το περιβάλλον. Recycling information: See https://www.benq.com/en-us/support/recycling/global-recycle.html for details.

FCC statement (for the United States only)

Federal Communication Commission Interference Statement
This equipment has been tested and found to comply with the limits for a Class B digital device, pursuant to Part 15 of the FCC Rules. These limits are designed to provide reasonable protection against harmful interference in a residential installation. This equipment generates, uses, and can radiate radio frequency energy and, if not installed and used in accordance with the instructions, may cause harmful interference to radio communications. However, there is no guarantee that interference will not occur in a particular installation. If this equipment does cause harmful interference to radio or television reception, which can be determined by turning the equipment off and on, the user is encouraged to try to correct the interference by one or more of the following measures:

- Reorient or relocate the receiving antenna.
- Increase the separation between the equipment and receiver.
- Connect the equipment into an outlet on a circuit different from that to which the receiver is connected.
- Consult the dealer or an experienced radio/TV technician for help.

This device complies with Part 15 of the FCC Rules. Operation is subject to the following two conditions: (1) This device may not cause harmful interference, and (2) this device must accept any interference received, including interference that may cause undesired operation.

FCC Caution: Any changes or modifications not expressly approved by the party responsible for compliance could void the user's authority to operate the equipment.

FCC RF exposure information (SAR)

Radiation Exposure Statement	
Model Name:TDY31 FCC ID: JVPTDY31	This equipment should be installed and operated with minimum distance 20cm between the radiator & your body. Cet équipement doit être installé et utilisé à distance minimum de 20cm entre le radiateur et votre corps.

Caution:
(i) the device for operation in the band 5150-5250 MHz is only for indoor use to reduce the potential for harmful interference to co-channel mobile satellite systems;
(ii) The maximum antenna gain permitted for devices in the bands 5250-5350 MHz and 5470-5725 MHz shall comply with the e.i.r.p. limit; and
(iii) the maximum antenna gain permitted for devices in the band 5725-5825 MHz shall comply with the e.i.r.p. limits specified for point-to-point and non point-to-point operation as appropriate.
(iv) Users should also be advised that high-power radars are allocated as primary users (i.e. priority users) of the bands 5250 - 5350 MHz and 5650-5850 MHz and that these radars could cause interference and/or damage to LE-LAN devices.

FCC FCC Supplier's Declaration of Conformity (SDoC):

- Responsible Party Name: BenQ America Corp.
- Address: 3200 Park Center Drive, Suite 150, Costa Mesa, CA 92626
- Telephone: (714) 559-4900

• Declares below product complies with FCC Part 15 Subpart B
• Product name: Wireless USB Adapter
• Model number: TDY31
Supplementary information
This device complies with part 15 of the FCC Rules. Operation is subject to the following two conditions: (1) This device may not cause harmful interference, and (2) this device must accept any interference received, including interference that may cause undesired operation.

IC statement (for Canadian users)

This Class B digital apparatus complies with Canadian ICES-003(B).
Cet appareil numérique de la classe A est conforme à la norme NMB-003(B) du Canada.
This device complies with Industry Canada license-exempt RSS standard(s). Operation is subject to the following two conditions: (1) this device may not cause interference, and (2) this device must accept any interference, including interference that may cause undesired operation of the device.
Le present appareil est conforme aux CNR d'Industrie Canada applicables aux appareils radio exempts de licence. L'exploitation est autorisée aux deux conditions suivantes: (1) l'appareil ne doit pas produire de brouillage, et (2) l'utilisateur de l'appareil doit accepter tout brouillage radioélectrique subi, même si le brouillage est susceptible d'en compromettre le fonctionnement.

Important note:

Radiation Exposure Statement	
Model Name: TDY31 IC: 6175A-TDY31	This equipment should be installed and operated with minimum distance 20cm between the radiator & your body. Cet équipement doit être installé et utilisé à distance minimum de 20cm entre le radiateur et votre corps.

This radio transmitter (IC: 6175A-TDY31) has been approved by Industry Canada to operate with the antenna types listed below with the maximum permissible gain indicated. Antenna types not included in this list, having a gain greater than the maximum gain indicated for that type, are strictly prohibited for use with this device.
Le présent émetteur radio (IC: 6175A-TDY31) a été approuvé par Industrie Canada pour fonctionner avec les types d'antenne énumérés ci dessous et ayant un gain admissible maximal. Les types d'antenne non inclus dans cette liste, et dont le gain est supérieur au gain maximal indiqué, sont strictement interdits pour l'exploitation de l'émetteur.

Model Name	Type	Gain	Connector
TDY31	Dipole	2dBi	NA

The device for operation in the band 5150-5250MHz is only for indoor use.
Le dispositif destiné à être utilisé dans la bande 5150-5250 MHz est réservé à une.
This equipment should be installed and operated with a minimum distance of 20 centimeters between the radiator and your body.
Cet équipement doit être installé et utilisé avec une distance minimale de 20 centimètres entre le radiateur et votre corps.

The maximum antenna gain permitted for devices in the bands 5250-5350 MHz and 5470-5725 MHz shall be such that the equipment still complies with the e.i.r.p. limit;
le gain maximal d'antenne permis pour les dispositifs utilisant les bandes de 5250 à 5 350 MHz et de 5470 à 5725 MHz doit être conforme à la limite de la p.i.r.e;
The maximum antenna gain permitted for devices in the band 5725-5850 MHz shall be such that the equipment still complies with the e.i.r.p. limits specified for point-to-point and non-point-to-point operation as appropriate

le gain maximal d'antenne permis (pour les dispositifs utilisant la bande de 5 725 à 5 850 MHz) doit être conforme à la limite de la p.i.r.e. spécifiée pour l'exploitation point à point et l'exploitation non point à point, selon le cas

Exposure of humans to RF fields (RSS-102)

The computers employ low gain integral antennas that do not emit RF field in excess of Health Canada limits for the general population; consult Safety Code 6, obtainable from Health Canada's Web site at http://www.hc-sc.gc.ca/

The radiated energy from the antennas connected to the wireless adapters conforms to the IC limit of the RF exposure requirement regarding IC RSS-102, Issue 5 clause 4. SAR tests are conducted using recommended operating positions accepted by the FCC/ RSS with the device transmitting at its highest certified power level in all tested frequency band without distance attaching away from the body. Non-compliance with the above restrictions may result in violation of FCC RF exposure guidelines.

Conformité des appareils de radiocommunication aux limites d'exposition humaine aux radiofréquences (CNR-102)

L'ordinateur utilise des antennes intégrales à faible gain qui n'émettent pas un champ électromagnétique supérieur aux normes imposées par Santé Canada pour la population. Consultez le Code de sécurité 6 sur le site Internet de Santé Canada à l'adresse suivante : http://www.hc-sc.gc.ca/

L'énergie émise par les antennes reliées aux cartes sans fil respecte la limite d'exposition aux radiofréquences telle que définie par Industrie Canada dans la clause 4.1 du document CNR-102, version 5. Tests DAS sont effectués en utilisant les positions recommandées par la FCC/CNR avec le téléphone émet à la puissance certifiée maximale dans toutes les bandes de fréquences testées sans distance attacher loin du corps. Non-respect des restrictions ci-dessus peut entraîner une violation des directives de la FCC/CNR.

RF Exposure Information

This equipment complies with IC radiation exposure limits set forth for an uncontrolled environment. This equipment should be installed and operated with 20cm between the radiator & your body.

This device complies with ICES-003 (B)/NMB-003(B). This Class B device meets all the requirements of the Canadian interference-causing equipment regulations.

日本専用です

VCCI (CLASS B)

この装置は、クラスＢ情報技術装置です。この装置は、家庭環境で使用することを目的としていますが、この装置がラジオやテレビジョン受信機に近接して使用されると、受信障害を引き起こすことがあります。
取扱説明書に従って正しい取り扱いをしてください。
この装置は、現在設置されている場所で妨害波の測定がされた情報技術装置であり、VCCI協会の基準に適合しています。
従って、現在設置されている場所以外で使用する場合は、再び妨害波を測定し、VCCIに届け出をしなければなりません。

(RF モジュール付きの製品の場合)
電波法により5GHz帯は屋内使用に限ります。

JIS C 0950 (applicable only for models with JIS C 0950 certificate)

日本工業規格番号 JIS C 0950（通称：J-Moss）は、包装箱（外箱）、カタログ類（取扱説明書、印刷物、ウェブサイトなど）へ表示する方法について規定した、電気・電子機器の日本工業規格です。対象となる特定の化学物質は、下記となります。

含有マーク	当該化学物質が指定の含有基値を超えている場合の製品に付与するマーク。
グリーンマーク	当該化学物質が、含有マークの除外事項を除き指定の含有基準値以下である製品に、メーカーが任意で表示することが出来るマーク。
R Mark	R Mark is used if the amount of the specific chemical substances is over the specified standards.
G Mark	G Mark can be used voluntarily if the amount of the specific chemical substances is under the specified standards (excluding the exceptions as specified by the R Mark standards).

Japan J-MOSS

Coarse Classification	Chemical Substance Table					
	Pb	Hg	Cd	Cr^{+6}	PBB	PBDE
Plastics	○	○	○	○	○	○
Metals	○	○	○	○	○	○
Cables	○	○	○	○	○	○
Main PCBA	○	○	○	○	○	○

*: PCBA consisted of bare printed circuit board, soldering and its surface-mounted elements, such as resistors, capacitors, arrays, connectors, chips, etc.
NOTE 1: The "O" indicates that the percentage content of the substance to be calculated is not exceeding the reference percentage content.
NOTE 2: The "Exempted" item means that the specified chemical substance corresponds to the items exempted by the standard of JIS C 0950.

JIS C 0950

NCC 警語

1) 經型式認證合格之低功率射頻電機，非經許可，公司、商號或使用者均不得擅自變更頻率、加大功率或變更原設計之特性及功能。低功率射頻電機之使用不得影響飛航安全及干擾合法通信；經發現有干擾現象時，應立即停用，并改善至無干擾時方得繼續使用。前項合法通信，指依電信法規定作業之無線電通信。低功率射頻電機須忍受合法通信或工業、科學及醫療用電波輻射性電機設備之干擾。
2) 應避免影響附近雷達系統之操作。

限用物質含有情況標示聲明

設備名稱：無線網卡				型號（型式）：TDY31		
單元	限用物質及其化學符號					
	鉛 (Pb)	汞 (Hg)	鎘 (Cd)	六價鉻 (Cr^{+6})	多溴聯苯 (PBB)	多溴二苯醚 (PBDE)
塑膠機構	○	○	○	○	○	○
金屬機構	○	○	○	○	○	○
主機板	○	○	○	○	○	○
其他線材	○	○	○	○	○	○

備考1. " 超出 0.1 wt % " 及 " 超出 0.01 wt % " 係指限用物質之百分比含量超出百分比含量基準值。
備考2. " ○ " 係指該項限用物質之百分比含量未超出百分比含量基準值。
備考3. " — " 係指該項限用物質為排除項目。

WEEE 指令 (针对中国地区)

<废弃电器电子产品回收处理管理条例>或<China WEEE>
产品废弃时请交给当地有资质的回收单位处理。

中国 RoHS

依据中国《电器电子产品有害物质限制使用管理办法》为控制和减少电子信息产品废弃后对环境造成的污染，促进生产和销售低污染电子信息产品，保护环境和人体健康，仅提供有关本产品可能含有有毒及有害物质如后：

部件名称	产品中有害物质的名称及含量					
	有害物质					
	铅 (Pb)	汞 (Hg)	镉 (Cd)	六价铬 (Cr(VI))	多溴联苯 (PBB)	多溴二苯醚 (PBDE)
塑胶机构	○	○	○	○	○	○
金属机构	○	○	○	○	○	○
主机板	○	○	○	○	○	○
其他线材	○	○	○	○	○	○

*：电路板组件包括印刷电路板及其构成的零部件，如电阻、电容、集成电路、连接器等。 本表格依据SJ/T 11364的规定编制 O:表示该有害物质在该部件所以均质材料中的含量均在GB/T 26572规定的限量要求下。 X:表示该有害物质至少在该部件的某一均质材料中的含量超过GB/T 26572规定的限量要求。 上表中打"X"的部件中，应功能需要，部分有害物质含量超出GB/T 26572规定的限量要求，但符合欧盟ROHS法规要求(属于豁免部分)。

有关中国《电器电子产品有害物质限制使用管理办法》之相关规定请参考信息产业部所公布之信息。

Korea

해당 무선설비는 전파혼신 가능성이 있으므로 인명안전과 관련된 서비스는 할 수 없음

E-Waste Declaration for India

This symbol on the product or on its packaging indicates that this product must not be disposed of with your other household waste. Instead it is your responsibility to dispose of your waste equipment by handing it over to a designated collection point for the recycling of waste electrical and electronic equipment. The separate collection and recycling of your waste equipment at the time of disposal will help to conserve natural resources and ensure that it is recycled in a manner that protects human health and the environment. For more information about E-waste please visit https://www.benq.com/en-us/support/recycling/global-recycle.html and to know where you can drop off your waste equipment for recycling in India please contact on below given contact details.

M/s 3R Recycler
Plot No. 266 & 392
Sector- 8, IMT Manesar
Gurgaon (Haryana) -122050

North India – 1800-102-8632
South India – 1800-843-3303
East India – 1800-843-3301
West India – 1800-843-3302
Email – info@3rrecycler.com

Условия хранения:
температура от -10°C до 60°C; влажность от 0% до 90%
Условия эксплуатации:
температура от 0°C до 40°C; влажность от 0% до 90%
Срок службы: 05 лет

Наименование модели	См. на этикетке продукта.

Требования к электропитанию	См. на этикетке продукта.
Название и товарный знак изготовителя	BenQ Corporation
Название и адрес изготовителя	BenQ Corporation 16 Jihu Road, Neihu, Taipei 114, Taiwan (Тайвань)
Импортер	См. этикетку на коробке.
Дата изготовления	На этикетке продукта. Первые два слова означают идентификатор продукта. Следующие четыре слова означают дату, месяц и год изготовления.
Информация о сервисном обслуживании	Телефон ГОРЯЧЕЙ ЛИНИИ BenQ: +7 (495) 276-20-65 Адрес сервисного центра: 127410, г. Москва, Алтуфьевское шоссе, д.31, стр. 1, http://www.rss.ru

Bangladesh RoHS Statement

This product shipping to Bangladesh complies with RoHS requirements as prescribed in the Hazardous Waste (E-waste) Management Rules, 2021 by Government of Bangladesh.

Bangladesh E-waste Management Reminder

Please manage, dismantle, dispose of, or recycle e-waste properly as per the Environmental Protection Rules ,1997 to avoid the harm that may be caused to the environment and ecosystem, public interest and public health.

Distributors and recycling centers in Bangladesh:

Surovi Enterprise Ltd.
House 4, Road 16
Sector # 14, Uttara, Dhaka-1230
Bangladesh
Tel: +8801714077062
Email:quyyum@surovigroup.net

Unique Business Systems Ltd.
Address- House 11,Road 11,Block G Banani,Dhaka | 1213
Tel: +880-2-5504-2478
Email:do@ubsbd.com.bd

Smart Technologies (BD) Ltd
271 Tejgaon I/A, Dhaka.
H/O: 156 Lake Circus, Kalabagan (2nd Floor) Dhaka 1205, Bangladesh
Tel: +8801730701915
Email:khalid.ibrahim@smart-bd.com

กสทช.

เครื่องวิทยุคมนาคมนี้ ได้รับยกเว้น ไม่ต้องได้รับใบอนุญาตให้มี ใช้ซึ่งเครื่องวิทยุคมนาคม หรือตั้งสถานีวิทยุคมนาคมตามประกาศ กสทช. เรื่อง เครื่องวิทยุคมนาคม และสถานีวิทยุคมนาคมที่ได้รับยกเว้นไม่ต้องได้รับใบอนุญาตวิทยุคมนาคม ตามพระราชบัญญัติวิทยุคมนาคม พ.ศ. 2498

กสทช. | โทรคมนาคม
กำกับดูแลเพื่อประชาชน
Call Center 1200 (โทรฟรี)