Date/Time: 11/13/03 10:09:48

Test Laboratory: ELECTRONIC TECHNOLOGY SYSTEMS DR. GENZ GMBH

1900_left_ch661_cheek_1

DUT: Dual Band GSM 900(E-GSM)/DCS 1800/PCS 1900(with WAP & GPRS); Type: -; Serial: G800

Communication System: GSM 1900; Frequency: 1880 MHz;Duty Cycle: 1:8
Medium: Head 1900 MHz Medium parameters used: f = 1880 MHz; σ = 1.4 mho/m; ε_r = 39.9; ρ = 1000 kg/m^3
Phantom section: Left Section

DASY4 Configuration:

- Probe: ET3DV6 - SN1711; ConvF(5.3, 5.3, 5.3); Calibrated: 11/29/2002
- Sensor-Surface: 4mm (Mechanical And Optical Surface Detection)
- Electronics: DAE3 Sn522; Calibrated: 9/11/2002
- Phantom: SAM 12; Type: TP-1217; Serial: QD000P40CA
- Measurement SW: DASY4, V4.1 Build 47; Postprocessing SW: SEMCAD, V1.8 Build 109

G800/Area Scan (91x161x1): Measurement grid: dx=10mm, dy=10mm
Reference Value = 7.34 V/m; Power Drift = -0.1 dB
Maximum value of SAR (interpolated) = 0.768 mW/g

G800/Zoom Scan (7x7x7)/Cube 1: Measurement grid: dx=5mm, dy=5mm, dz=5mm
Reference Value = 7.34 V/m; Power Drift = -0.1 dB
Maximum value of SAR (measured) = 0.549 mW/g
Peak SAR (extrapolated) = 0.709 W/kg
SAR(1 g) = 0.492 mW/g; SAR(10 g) = 0.326 mW/g



0 dB = 0.549mW/g

Date/Time: 11/13/03 13:33:08

Test Laboratory: ELECTRONIC TECHNOLOGY SYSTEMS DR. GENZ GMBH

1900_left_ch661_tilted_0

DUT: Dual Band GSM 900(E-GSM)/DCS 1800/PCS 1900(with WAP & GPRS); Type: -; Serial: G800

Communication System: GSM 1900; Frequency: 1880 MHz;Duty Cycle: 1:8
Medium: Head 1900 MHz Medium parameters used: f = 1880 MHz; σ = 1.4 mho/m; ε_r = 39.9; ρ = 1000 kg/m^3
Phantom section: Left Section

DASY4 Configuration:

- Probe: ET3DV6 - SN1711; ConvF(5.3, 5.3, 5.3); Calibrated: 11/29/2002
- Sensor-Surface: 4mm (Mechanical And Optical Surface Detection)
- Electronics: DAE3 Sn522; Calibrated: 9/11/2002
- Phantom: SAM 12; Type: TP-1217; Serial: QD000P40CA
- Measurement SW: DASY4, V4.1 Build 47; Postprocessing SW: SEMCAD, V1.8 Build 109

G800/Area Scan (91x161x1): Measurement grid: dx=10mm, dy=10mm
Reference Value = 12.4 V/m; Power Drift = -0.0003 dB
Maximum value of SAR (interpolated) = 0.210 mW/g

G800/Zoom Scan (7x7x7)/Cube 0: Measurement grid: dx=5mm, dy=5mm, dz=5mm
Reference Value = 12.4 V/m; Power Drift = -0.0003 dB
Maximum value of SAR (measured) = 0.211 mW/g
Peak SAR (extrapolated) = 0.320 W/kg
SAR(1 g) = 0.193 mW/g; SAR(10 g) = 0.113 mW/g



0 dB = 0.211mW/g

Date/Time: 11/13/03 13:33:08

Test Laboratory: ELECTRONIC TECHNOLOGY SYSTEMS DR. GENZ GMBH

1900_left_ch661_tilted_1

DUT: Dual Band GSM 900(E-GSM)/DCS 1800/PCS 1900(with WAP & GPRS); Type: -; Serial: G800

Communication System: GSM 1900; Frequency: 1880 MHz;Duty Cycle: 1:8
Medium: Head 1900 MHz Medium parameters used: f = 1880 MHz; σ = 1.4 mho/m; ε_r = 39.9; ρ = 1000 kg/m^3
Phantom section: Left Section

DASY4 Configuration:

- Probe: ET3DV6 - SN1711; ConvF(5.3, 5.3, 5.3); Calibrated: 11/29/2002
- Sensor-Surface: 4mm (Mechanical And Optical Surface Detection)
- Electronics: DAE3 Sn522; Calibrated: 9/11/2002
- Phantom: SAM 12; Type: TP-1217; Serial: QD000P40CA
- Measurement SW: DASY4, V4.1 Build 47; Postprocessing SW: SEMCAD, V1.8 Build 109

G800/Area Scan (91x161x1): Measurement grid: dx=10mm, dy=10mm
Reference Value = 12.4 V/m; Power Drift = -0.0003 dB
Maximum value of SAR (interpolated) = 0.210 mW/g

G800/Zoom Scan (7x7x7)/Cube 1: Measurement grid: dx=5mm, dy=5mm, dz=5mm
Reference Value = 12.4 V/m; Power Drift = -0.0003 dB
Maximum value of SAR (measured) = 0.200 mW/g
Peak SAR (extrapolated) = 0.275 W/kg
SAR(1 g) = 0.182 mW/g; SAR(10 g) = 0.107 mW/g



0 dB = 0.200mW/g

Date/Time: 11/13/03 09:17:07

Test Laboratory: ELECTRONIC TECHNOLOGY SYSTEMS DR. GENZ GMBH

1900_left_ch810_cheek_0

DUT: Dual Band GSM 900(E-GSM)/DCS 1800/PCS 1900(with WAP & GPRS); Type: -; Serial: G800

Communication System: GSM 1900; Frequency: 1909.8 MHz;Duty Cycle: 1:8
Medium: Head 1900 MHz Medium parameters used (interpolated): f = 1909.8 MHz; σ = 1.43 mho/m; ε_r = 39.8; ρ = 1000 kg/m^3
Phantom section: Left Section

DASY4 Configuration:

- Probe: ET3DV6 - SN1711; ConvF(5.3, 5.3, 5.3); Calibrated: 11/29/2002
- Sensor-Surface: 4mm (Mechanical And Optical Surface Detection)
- Electronics: DAE3 Sn522; Calibrated: 9/11/2002
- Phantom: SAM 12; Type: TP-1217; Serial: QD000P40CA
- Measurement SW: DASY4, V4.2 Build 37; Postprocessing SW: SEMCAD, V1.8 Build 109

G800/Area Scan (91x161x1): Measurement grid: dx=10mm, dy=10mm
Reference Value = 8.02 V/m; Power Drift = 0.0 dB
Maximum value of SAR (interpolated) = 0.966 mW/g

G800/Zoom Scan (7x7x7)/Cube 0: Measurement grid: dx=5mm, dy=5mm, dz=5mm
Reference Value = 8.02 V/m; Power Drift = 0.0 dB
Maximum value of SAR (measured) = 1.01 mW/g
Peak SAR (extrapolated) = 1.55 W/kg
SAR(1 g) = 0.912 mW/g; SAR(10 g) = 0.503 mW/g



0 dB = 1.01mW/g

Date/Time: 11/13/03 09:17:07

Test Laboratory: ELECTRONIC TECHNOLOGY SYSTEMS DR. GENZ GMBH

1900_left_ch810_cheek_1

DUT: Dual Band GSM 900(E-GSM)/DCS 1800/PCS 1900(with WAP & GPRS); Type: -; Serial: G800

Communication System: GSM 1900; Frequency: 1909.8 MHz;Duty Cycle: 1:8
Medium: Head 1900 MHz Medium parameters used (interpolated): f = 1909.8 MHz; σ = 1.43 mho/m; ε_r = 39.8; ρ = 1000 kg/m^3
Phantom section: Left Section

DASY4 Configuration:

- Probe: ET3DV6 - SN1711; ConvF(5.3, 5.3, 5.3); Calibrated: 11/29/2002
- Sensor-Surface: 4mm (Mechanical And Optical Surface Detection)
- Electronics: DAE3 Sn522; Calibrated: 9/11/2002
- Phantom: SAM 12; Type: TP-1217; Serial: QD000P40CA
- Measurement SW: DASY4, V4.2 Build 37; Postprocessing SW: SEMCAD, V1.8 Build 109

G800/Area Scan (91x161x1): Measurement grid: dx=10mm, dy=10mm
Reference Value = 8.02 V/m; Power Drift = 0.0 dB
Maximum value of SAR (interpolated) = 0.966 mW/g

G800/Zoom Scan (7x7x7)/Cube 1: Measurement grid: dx=5mm, dy=5mm, dz=5mm
Reference Value = 8.02 V/m; Power Drift = 0.0 dB
Maximum value of SAR (measured) = 0.690 mW/g
Peak SAR (extrapolated) = 0.891 W/kg
SAR(1 g) = 0.587 mW/g; SAR(10 g) = 0.392 mW/g



0 dB = 0.690mW/g

Date/Time: 11/13/03 14:21:45

Test Laboratory: ELECTRONIC TECHNOLOGY SYSTEMS DR. GENZ GMBH

1900_left_ch810_tilted_0

DUT: Dual Band GSM 900(E-GSM)/DCS 1800/PCS 1900(with WAP & GPRS); Type: -; Serial: G800

Communication System: GSM 1900; Frequency: 1909.8 MHz;Duty Cycle: 1:8
Medium: Head 1900 MHz Medium parameters used (interpolated): f = 1909.8 MHz; σ = 1.43 mho/m; ε_r = 39.8; ρ = 1000 kg/m^3
Phantom section: Left Section

DASY4 Configuration:

- Probe: ET3DV6 - SN1711; ConvF(5.3, 5.3, 5.3); Calibrated: 11/29/2002
- Sensor-Surface: 4mm (Mechanical And Optical Surface Detection)
- Electronics: DAE3 Sn522; Calibrated: 9/11/2002
- Phantom: SAM 12; Type: TP-1217; Serial: QD000P40CA
- Measurement SW: DASY4, V4.1 Build 47; Postprocessing SW: SEMCAD, V1.8 Build 109

G800/Area Scan (91x161x1): Measurement grid: dx=10mm, dy=10mm
Reference Value = 14 V/m; Power Drift = -0.1 dB
Maximum value of SAR (interpolated) = 0.294 mW/g

G800/Zoom Scan (7x7x7)/Cube 0: Measurement grid: dx=5mm, dy=5mm, dz=5mm
Reference Value = 14 V/m; Power Drift = -0.1 dB
Maximum value of SAR (measured) = 0.293 mW/g
Peak SAR (extrapolated) = 0.456 W/kg
SAR(1 g) = 0.269 mW/g; SAR(10 g) = 0.154 mW/g



0 dB = 0.293mW/g

Date/Time: 11/13/03 14:21:45

Test Laboratory: ELECTRONIC TECHNOLOGY SYSTEMS DR. GENZ GMBH

1900_left_ch810_tilted_1

DUT: Dual Band GSM 900(E-GSM)/DCS 1800/PCS 1900(with WAP & GPRS); Type: -; Serial: G800

Communication System: GSM 1900; Frequency: 1909.8 MHz;Duty Cycle: 1:8
Medium: Head 1900 MHz Medium parameters used (interpolated): f = 1909.8 MHz; σ = 1.43 mho/m; ε_r = 39.8; ρ = 1000 kg/m^3
Phantom section: Left Section

DASY4 Configuration:

- Probe: ET3DV6 - SN1711; ConvF(5.3, 5.3, 5.3); Calibrated: 11/29/2002
- Sensor-Surface: 4mm (Mechanical And Optical Surface Detection)
- Electronics: DAE3 Sn522; Calibrated: 9/11/2002
- Phantom: SAM 12; Type: TP-1217; Serial: QD000P40CA
- Measurement SW: DASY4, V4.1 Build 47; Postprocessing SW: SEMCAD, V1.8 Build 109

G800/Area Scan (91x161x1): Measurement grid: dx=10mm, dy=10mm
Reference Value = 14 V/m; Power Drift = -0.1 dB
Maximum value of SAR (interpolated) = 0.294 mW/g

G800/Zoom Scan (7x7x7)/Cube 1: Measurement grid: dx=5mm, dy=5mm, dz=5mm
Reference Value = 14 V/m; Power Drift = -0.1 dB
Maximum value of SAR (measured) = 0.260 mW/g
Peak SAR (extrapolated) = 0.367 W/kg
SAR(1 g) = 0.235 mW/g; SAR(10 g) = 0.135 mW/g



0 dB = 0.260mW/g

Date/Time: 11/12/03 13:02:50

Test Laboratory: ELECTRONIC TECHNOLOGY SYSTEMS DR. GENZ GMBH

1900_right_ch512_cheek_0

DUT: Dual Band GSM 900(E-GSM)/DCS 1800/PCS 1900(with WAP & GPRS); Type: -; Serial: G800

Communication System: GSM 1900; Frequency: 1850.2 MHz;Duty Cycle: 1:8
Medium: Head 1900 MHz Medium parameters used (interpolated): f = 1850.2 MHz; σ = 1.37 mho/m; ε_r = 39.9; ρ = 1000 kg/m^3
Phantom section: Right Section

DASY4 Configuration:

- Probe: ET3DV6 - SN1711; ConvF(5.3, 5.3, 5.3); Calibrated: 11/29/2002
- Sensor-Surface: 4mm (Mechanical And Optical Surface Detection)
- Electronics: DAE3 Sn522; Calibrated: 9/11/2002
- Phantom: SAM 12; Type: TP-1217; Serial: QD000P40CA
- Measurement SW: DASY4, V4.1 Build 47; Postprocessing SW: SEMCAD, V1.8 Build 109

G800/Area Scan (91x161x1): Measurement grid: dx=10mm, dy=10mm
Reference Value = 6.64 V/m; Power Drift = 0.0 dB
Maximum value of SAR (interpolated) = 0.695 mW/g

G800/Zoom Scan (7x7x7)/Cube 0: Measurement grid: dx=5mm, dy=5mm, dz=5mm
Reference Value = 6.64 V/m; Power Drift = 0.0 dB
Maximum value of SAR (measured) = 0.672 mW/g
Peak SAR (extrapolated) = 0.978 W/kg
SAR(1 g) = 0.604 mW/g; SAR(10 g) = 0.326 mW/g

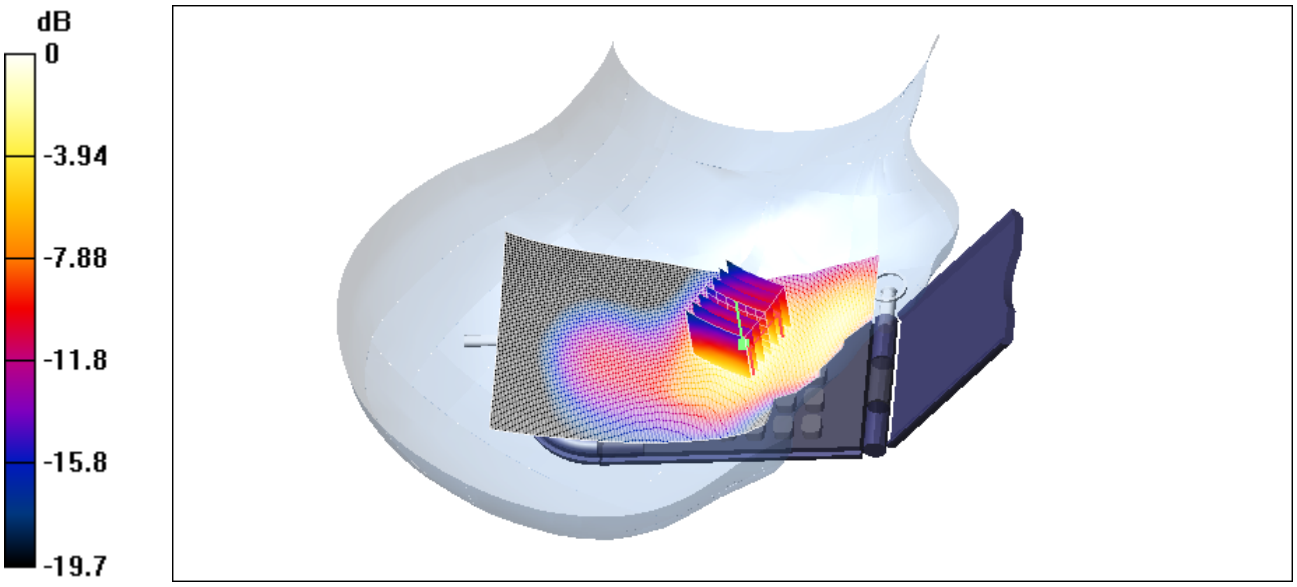

0 dB = 0.672mW/g

Date/Time: 11/13/03 08:20:16

Test Laboratory: ELECTRONIC TECHNOLOGY SYSTEMS DR. GENZ GMBH

1900_right_ch512_tilted_0

DUT: Dual Band GSM 900(E-GSM)/DCS 1800/PCS 1900(with WAP & GPRS); Type: -; Serial: G800

Communication System: GSM 1900; Frequency: 1850.2 MHz;Duty Cycle: 1:8
Medium: Head 1900 MHz Medium parameters used (interpolated): f = 1850.2 MHz; σ = 1.37 mho/m; ε_r = 39.9; ρ = 1000 kg/m^3
Phantom section: Right Section

DASY4 Configuration:

- Probe: ET3DV6 - SN1711; ConvF(5.3, 5.3, 5.3); Calibrated: 11/29/2002
- Sensor-Surface: 4mm (Mechanical And Optical Surface Detection)
- Electronics: DAE3 Sn522; Calibrated: 9/11/2002
- Phantom: SAM 12; Type: TP-1217; Serial: QD000P40CA
- Measurement SW: DASY4, V4.1 Build 47; Postprocessing SW: SEMCAD, V1.8 Build 109

G800/Area Scan (91x161x1): Measurement grid: dx=10mm, dy=10mm
Reference Value = 11.5 V/m; Power Drift = 0.0 dB
Maximum value of SAR (interpolated) = 0.180 mW/g

G800/Zoom Scan (7x7x7)/Cube 0: Measurement grid: dx=5mm, dy=5mm, dz=5mm
Reference Value = 11.5 V/m; Power Drift = 0.0 dB
Maximum value of SAR (measured) = 0.185 mW/g
Peak SAR (extrapolated) = 0.245 W/kg
SAR(1 g) = 0.164 mW/g; SAR(10 g) = 0.098 mW/g

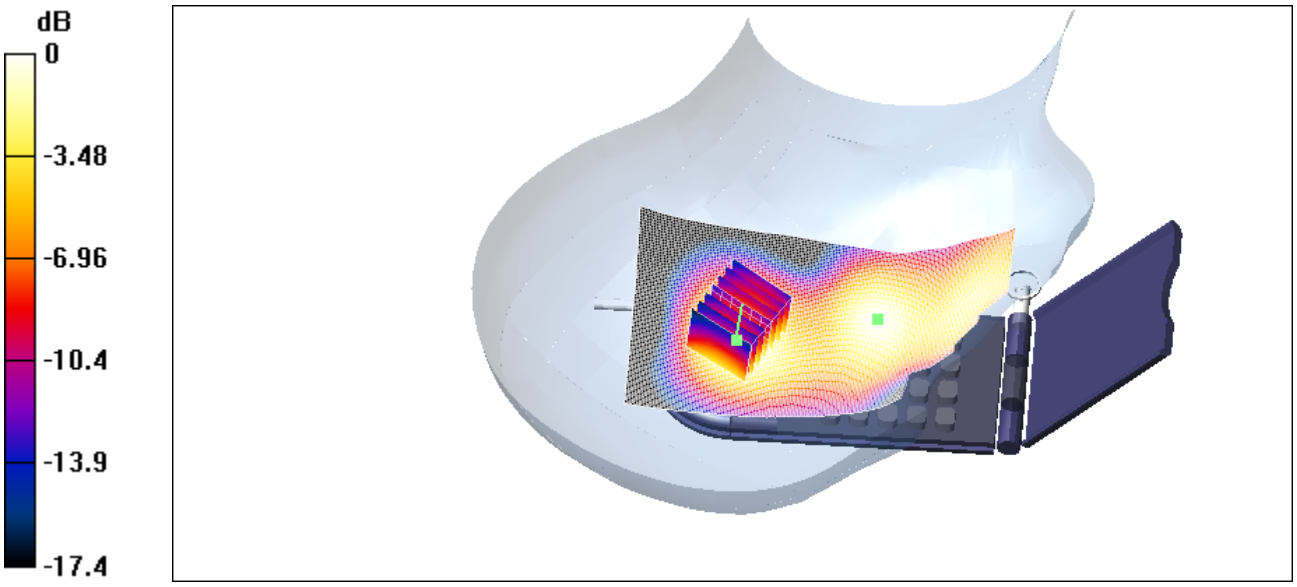

0 dB = 0.185mW/g

Date/Time: 11/13/03 08:20:16

Test Laboratory: ELECTRONIC TECHNOLOGY SYSTEMS DR. GENZ GMBH

1900_right_ch512_tilted_1

DUT: Dual Band GSM 900(E-GSM)/DCS 1800/PCS 1900(with WAP & GPRS); Type: -; Serial: G800

Communication System: GSM 1900; Frequency: 1850.2 MHz;Duty Cycle: 1:8
Medium: Head 1900 MHz Medium parameters used (interpolated): f = 1850.2 MHz; σ = 1.37 mho/m; ε_r = 39.9; ρ = 1000 kg/m^3
Phantom section: Right Section

DASY4 Configuration:

- Probe: ET3DV6 - SN1711; ConvF(5.3, 5.3, 5.3); Calibrated: 11/29/2002
- Sensor-Surface: 4mm (Mechanical And Optical Surface Detection)
- Electronics: DAE3 Sn522; Calibrated: 9/11/2002
- Phantom: SAM 12; Type: TP-1217; Serial: QD000P40CA
- Measurement SW: DASY4, V4.1 Build 47; Postprocessing SW: SEMCAD, V1.8 Build 109

G800/Area Scan (91x161x1): Measurement grid: dx=10mm, dy=10mm
Reference Value = 11.5 V/m; Power Drift = 0.0 dB
Maximum value of SAR (interpolated) = 0.180 mW/g

G800/Zoom Scan (7x7x7)/Cube 1: Measurement grid: dx=5mm, dy=5mm, dz=5mm
Reference Value = 11.5 V/m; Power Drift = 0.0 dB
Maximum value of SAR (measured) = 0.174 mW/g
Peak SAR (extrapolated) = 0.250 W/kg
SAR(1 g) = 0.155 mW/g; SAR(10 g) = 0.089 mW/g

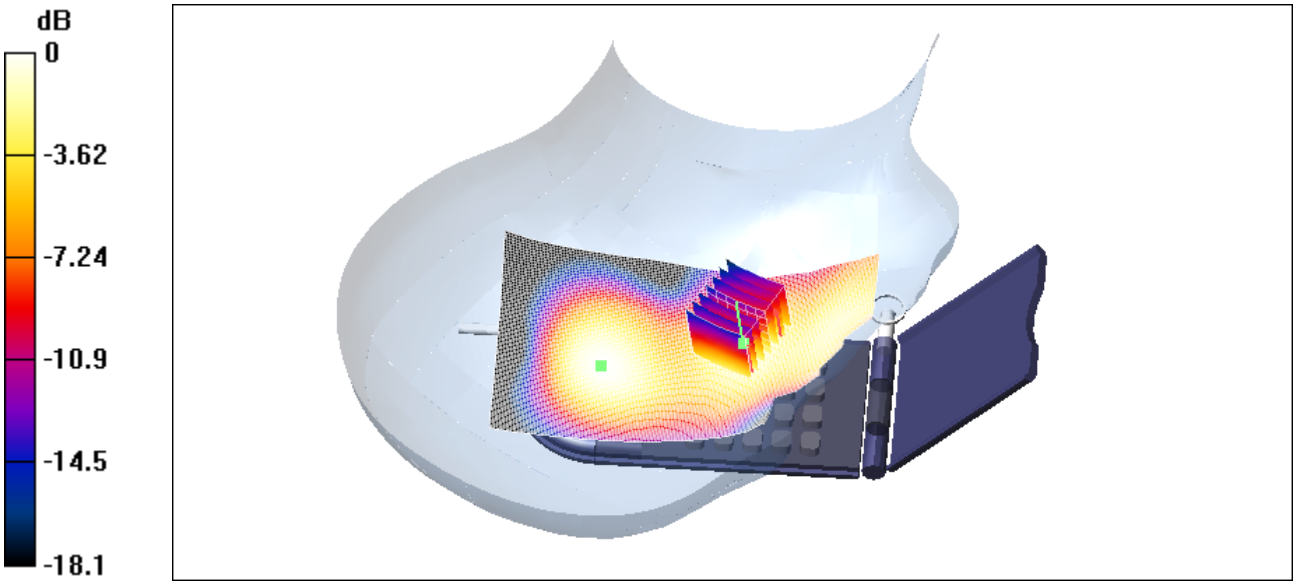

0 dB = 0.174mW/g

Date/Time: 11/12/03 13:45:34

Test Laboratory: ELECTRONIC TECHNOLOGY SYSTEMS DR. GENZ GMBH

1900_right_ch661_cheek_0

DUT: Dual Band GSM 900(E-GSM)/DCS 1800/PCS 1900(with WAP & GPRS); Type: -; Serial: G800

Communication System: GSM 1900; Frequency: 1880 MHz;Duty Cycle: 1:8
Medium: Head 1900 MHz Medium parameters used: f = 1880 MHz; σ = 1.4 mho/m; ε_r = 39.9; ρ = 1000 kg/m^3
Phantom section: Right Section

DASY4 Configuration:

- Probe: ET3DV6 - SN1711; ConvF(5.3, 5.3, 5.3); Calibrated: 11/29/2002
- Sensor-Surface: 4mm (Mechanical And Optical Surface Detection)
- Electronics: DAE3 Sn522; Calibrated: 9/11/2002
- Phantom: SAM 12; Type: TP-1217; Serial: QD000P40CA
- Measurement SW: DASY4, V4.1 Build 47; Postprocessing SW: SEMCAD, V1.8 Build 109

G800/Area Scan (91x161x1): Measurement grid: dx=10mm, dy=10mm
Reference Value = 7.32 V/m; Power Drift = -0.0 dB
Maximum value of SAR (interpolated) = 0.840 mW/g

G800/Zoom Scan (7x7x7)/Cube 0: Measurement grid: dx=5mm, dy=5mm, dz=5mm
Reference Value = 7.32 V/m; Power Drift = -0.0 dB
Maximum value of SAR (measured) = 0.829 mW/g
Peak SAR (extrapolated) = 1.2 W/kg
SAR(1 g) = 0.736 mW/g; SAR(10 g) = 0.392 mW/g

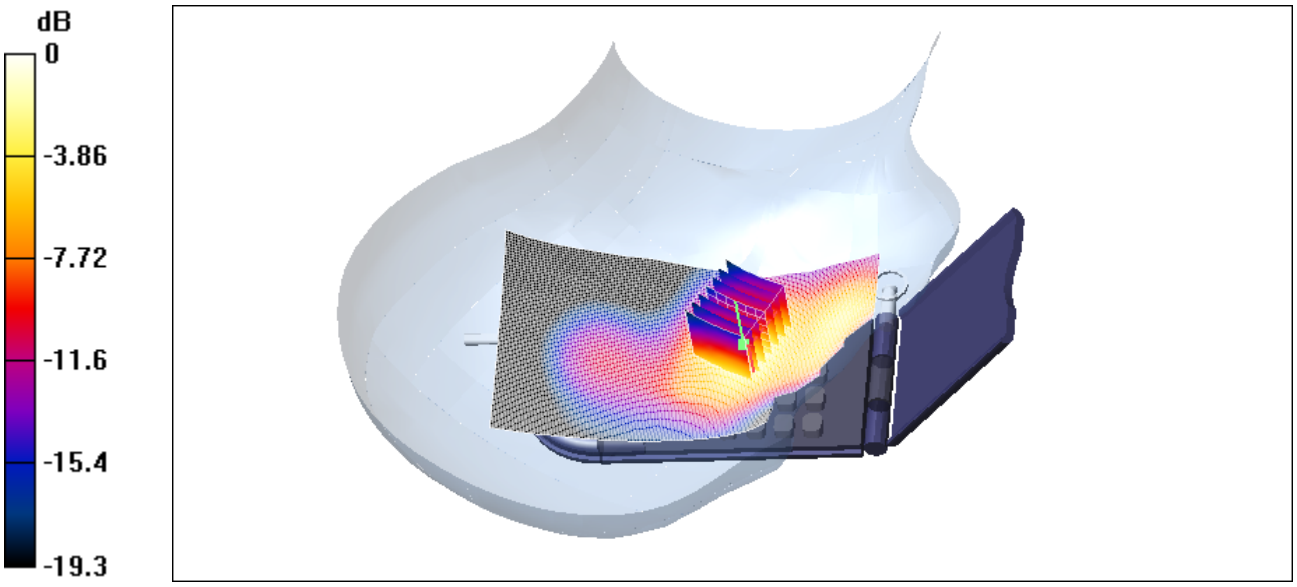

0 dB = 0.829mW/g

Date/Time: 11/13/03 07:15:18

Test Laboratory: ELECTRONIC TECHNOLOGY SYSTEMS DR. GENZ GMBH

1900_right_ch661_tilted_0

DUT: Dual Band GSM 900(E-GSM)/DCS 1800/PCS 1900(with WAP & GPRS); Type: -; Serial: G800

Communication System: GSM 1900; Frequency: 1880 MHz;Duty Cycle: 1:8
Medium: Head 1900 MHz Medium parameters used: f = 1880 MHz; σ = 1.4 mho/m; ε_r = 39.9; ρ = 1000 kg/m^3
Phantom section: Right Section

DASY4 Configuration:

- Probe: ET3DV6 - SN1711; ConvF(5.3, 5.3, 5.3); Calibrated: 11/29/2002
- Sensor-Surface: 4mm (Mechanical And Optical Surface Detection)
- Electronics: DAE3 Sn522; Calibrated: 9/11/2002
- Phantom: SAM 12; Type: TP-1217; Serial: QD000P40CA
- Measurement SW: DASY4, V4.1 Build 47; Postprocessing SW: SEMCAD, V1.8 Build 109

G800/Area Scan (91x161x1): Measurement grid: dx=10mm, dy=10mm
Reference Value = 12.3 V/m; Power Drift = -0.1 dB
Maximum value of SAR (interpolated) = 0.216 mW/g

G800/Zoom Scan (7x7x7)/Cube 0: Measurement grid: dx=5mm, dy=5mm, dz=5mm
Reference Value = 12.3 V/m; Power Drift = -0.1 dB
Maximum value of SAR (measured) = 0.215 mW/g
Peak SAR (extrapolated) = 0.313 W/kg
SAR(1 g) = 0.193 mW/g; SAR(10 g) = 0.110 mW/g

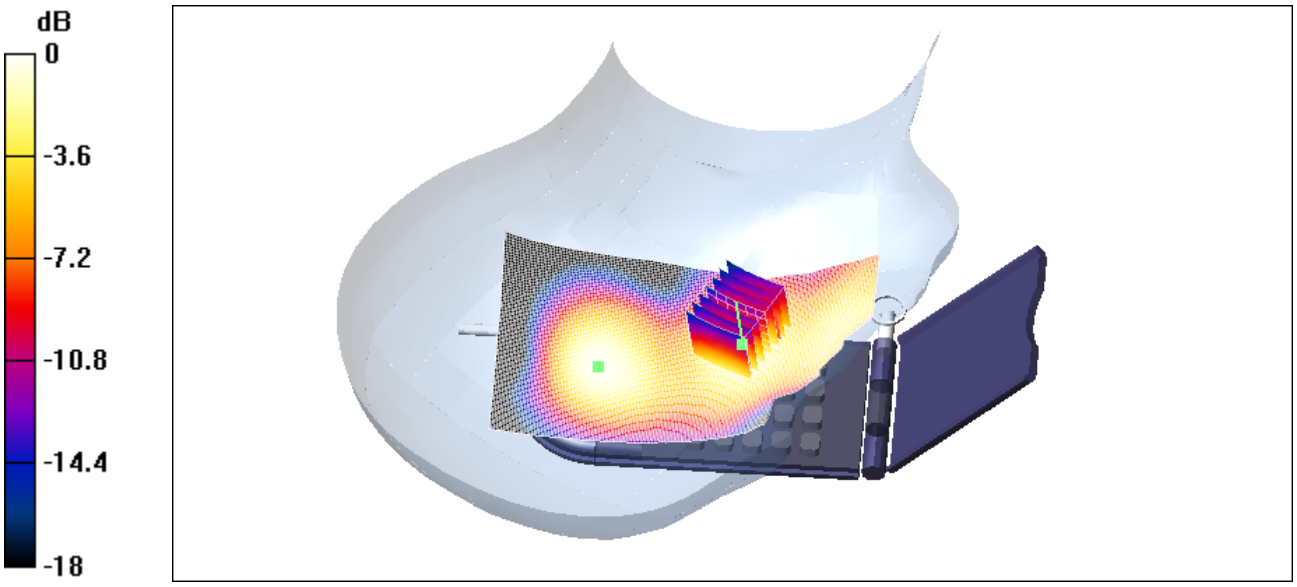

0 dB = 0.215mW/g

Date/Time: 11/13/03 07:15:18

Test Laboratory: ELECTRONIC TECHNOLOGY SYSTEMS DR. GENZ GMBH

1900_right_ch661_tilted_1

DUT: Dual Band GSM 900(E-GSM)/DCS 1800/PCS 1900(with WAP & GPRS); Type: -; Serial: G800

Communication System: GSM 1900; Frequency: 1880 MHz;Duty Cycle: 1:8
Medium: Head 1900 MHz Medium parameters used: f = 1880 MHz; σ = 1.4 mho/m; ε_r = 39.9; ρ = 1000 kg/m^3
Phantom section: Right Section

DASY4 Configuration:

- Probe: ET3DV6 - SN1711; ConvF(5.3, 5.3, 5.3); Calibrated: 11/29/2002
- Sensor-Surface: 4mm (Mechanical And Optical Surface Detection)
- Electronics: DAE3 Sn522; Calibrated: 9/11/2002
- Phantom: SAM 12; Type: TP-1217; Serial: QD000P40CA
- Measurement SW: DASY4, V4.1 Build 47; Postprocessing SW: SEMCAD, V1.8 Build 109

G800/Area Scan (91x161x1): Measurement grid: dx=10mm, dy=10mm
Reference Value = 12.3 V/m; Power Drift = -0.1 dB
Maximum value of SAR (interpolated) = 0.216 mW/g

G800/Zoom Scan (7x7x7)/Cube 1: Measurement grid: dx=5mm, dy=5mm, dz=5mm
Reference Value = 12.3 V/m; Power Drift = -0.1 dB
Maximum value of SAR (measured) = 0.207 mW/g
Peak SAR (extrapolated) = 0.281 W/kg
SAR(1 g) = 0.186 mW/g; SAR(10 g) = 0.110 mW/g

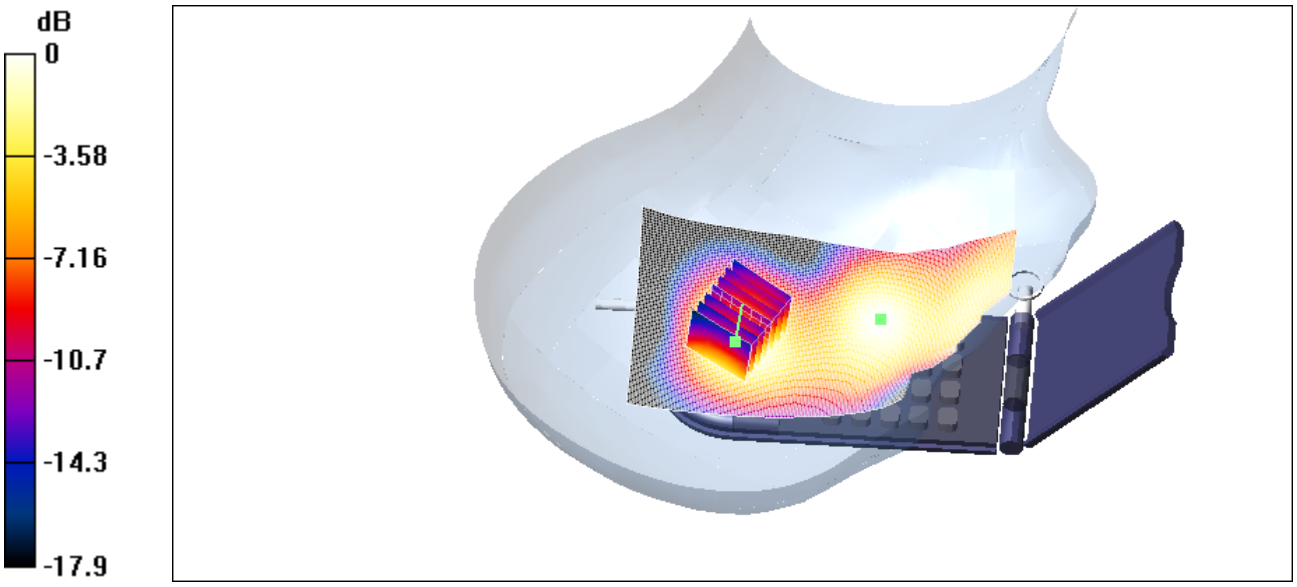

0 dB = 0.207mW/g

Date/Time: 11/12/03 14:28:16

Test Laboratory: ELECTRONIC TECHNOLOGY SYSTEMS DR. GENZ GMBH

1900_right_ch810_cheek_0

DUT: Dual Band GSM 900(E-GSM)/DCS 1800/PCS 1900(with WAP & GPRS); Type: -; Serial: G800

Communication System: GSM 1900; Frequency: 1909.8 MHz;Duty Cycle: 1:8
Medium: Head 1900 MHz Medium parameters used (interpolated): f = 1909.8 MHz; σ = 1.43 mho/m; ε_r = 39.8; ρ = 1000 kg/m^3
Phantom section: Right Section

DASY4 Configuration:

- Probe: ET3DV6 - SN1711; ConvF(5.3, 5.3, 5.3); Calibrated: 11/29/2002
- Sensor-Surface: 4mm (Mechanical And Optical Surface Detection)
- Electronics: DAE3 Sn522; Calibrated: 9/11/2002
- Phantom: SAM 12; Type: TP-1217; Serial: QD000P40CA
- Measurement SW: DASY4, V4.1 Build 47; Postprocessing SW: SEMCAD, V1.8 Build 109

G800/Area Scan (91x161x1): Measurement grid: dx=10mm, dy=10mm
Reference Value = 8.47 V/m; Power Drift = 0.0 dB
Maximum value of SAR (interpolated) = 1.16 mW/g

G800/Zoom Scan (7x7x7)/Cube 0: Measurement grid: dx=5mm, dy=5mm, dz=5mm
Reference Value = 8.47 V/m; Power Drift = 0.0 dB
Maximum value of SAR (measured) = 1.16 mW/g
Peak SAR (extrapolated) = 1.69 W/kg
SAR(1 g) = 1.02 mW/g; SAR(10 g) = 0.539 mW/g

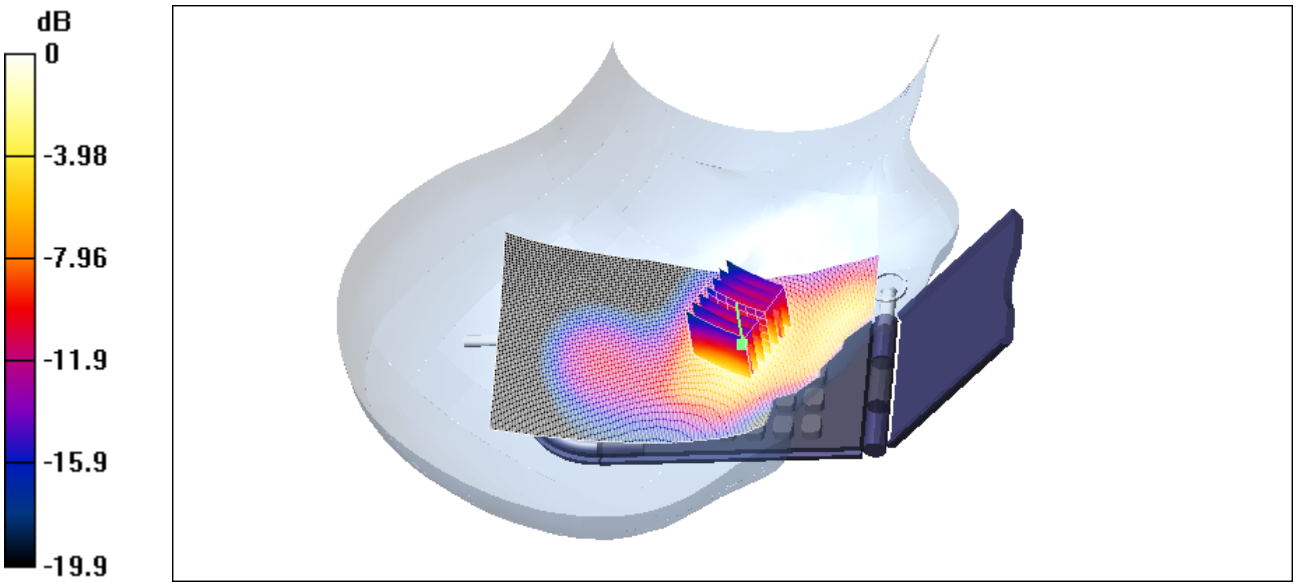

0 dB = 1.16mW/g

Date/Time: 11/12/03 15:05:39

Test Laboratory: ELECTRONIC TECHNOLOGY SYSTEMS DR. GENZ GMBH

1900_right_ch810_tilted_0

DUT: Dual Band GSM 900(E-GSM)/DCS 1800/PCS 1900(with WAP & GPRS); Type: -; Serial: G800

Communication System: GSM 1900; Frequency: 1909.8 MHz;Duty Cycle: 1:8
Medium: Head 1900 MHz Medium parameters used (interpolated): f = 1909.8 MHz; σ = 1.43 mho/m; ε_r = 39.8; ρ = 1000 kg/m^3
Phantom section: Right Section

DASY4 Configuration:

- Probe: ET3DV6 - SN1711; ConvF(5.3, 5.3, 5.3); Calibrated: 11/29/2002
- Sensor-Surface: 4mm (Mechanical And Optical Surface Detection)
- Electronics: DAE3 Sn522; Calibrated: 9/11/2002
- Phantom: SAM 12; Type: TP-1217; Serial: QD000P40CA
- Measurement SW: DASY4, V4.1 Build 47; Postprocessing SW: SEMCAD, V1.8 Build 109

G800/Area Scan (91x161x1): Measurement grid: dx=10mm, dy=10mm
Reference Value = 13.8 V/m; Power Drift = 0.0 dB
Maximum value of SAR (interpolated) = 0.302 mW/g

G800/Zoom Scan (7x7x7)/Cube 0: Measurement grid: dx=5mm, dy=5mm, dz=5mm
Reference Value = 13.8 V/m; Power Drift = 0.0 dB
Maximum value of SAR (measured) = 0.295 mW/g
Peak SAR (extrapolated) = 0.449 W/kg
SAR(1 g) = 0.271 mW/g; SAR(10 g) = 0.153 mW/g

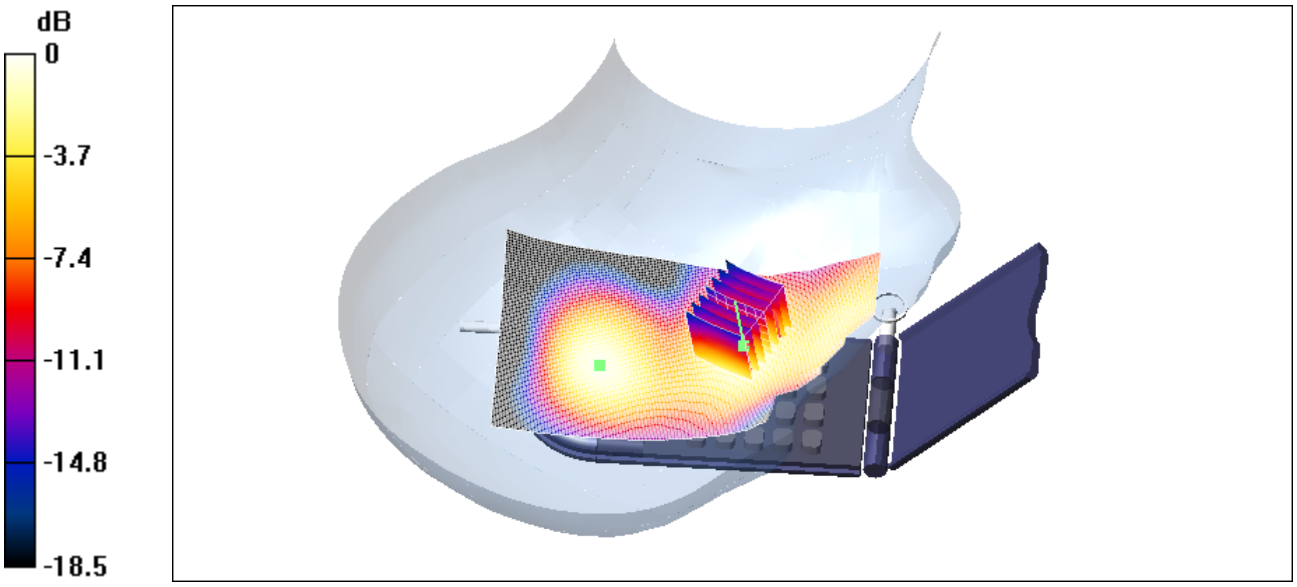

0 dB = 0.295mW/g

Date/Time: 11/12/03 15:05:39

Test Laboratory: ELECTRONIC TECHNOLOGY SYSTEMS DR. GENZ GMBH

1900_right_ch810_tilted_1

DUT: Dual Band GSM 900(E-GSM)/DCS 1800/PCS 1900(with WAP & GPRS); Type: -; Serial: G800

Communication System: GSM 1900; Frequency: 1909.8 MHz;Duty Cycle: 1:8
Medium: Head 1900 MHz Medium parameters used (interpolated): f = 1909.8 MHz; σ = 1.43 mho/m; ε_r = 39.8; ρ = 1000 kg/m^3
Phantom section: Right Section

DASY4 Configuration:

- Probe: ET3DV6 - SN1711; ConvF(5.3, 5.3, 5.3); Calibrated: 11/29/2002
- Sensor-Surface: 4mm (Mechanical And Optical Surface Detection)
- Electronics: DAE3 Sn522; Calibrated: 9/11/2002
- Phantom: SAM 12; Type: TP-1217; Serial: QD000P40CA
- Measurement SW: DASY4, V4.1 Build 47; Postprocessing SW: SEMCAD, V1.8 Build 109

G800/Area Scan (91x161x1): Measurement grid: dx=10mm, dy=10mm
Reference Value = 13.8 V/m; Power Drift = 0.0 dB
Maximum value of SAR (interpolated) = 0.302 mW/g

G800/Zoom Scan (7x7x7)/Cube 1: Measurement grid: dx=5mm, dy=5mm, dz=5mm
Reference Value = 13.8 V/m; Power Drift = 0.0 dB
Maximum value of SAR (measured) = 0.266 mW/g
Peak SAR (extrapolated) = 0.365 W/kg
SAR(1 g) = 0.239 mW/g; SAR(10 g) = 0.140 mW/g

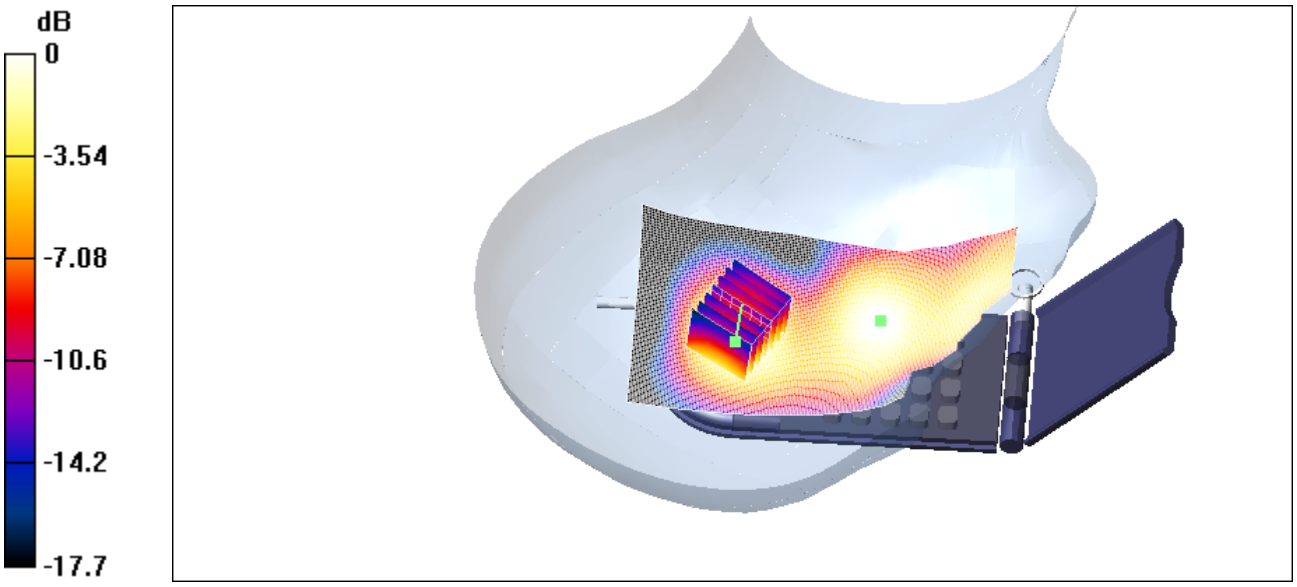

0 dB = 0.266mW/g