APPENDIX

PHOTOGRAPHS OF MEASUREMENT SET-UP

10.1 Carrier Output Power (Conducted)

10.2 Unwanted Emission (Conducted Spurious)

10.3 Field Strength of Spurious Radiation : Front view

10.3 Field Strength of Spurious Radiation : Rear view



10.4 Emission Masks



10.5 Audio Frequency Response

10.6 Modulation Limiting

10.7, 10.8 Frequency Stability : Outer view

10.7, 10.8 Frequency Stability : Inner view

10.9 Receiver Spurious Emission (Radiated) : Front view

10.9 Receiver Spurious Emission (Radiated) : Rear view



10.11 99% Occupied Bandwidth