FCC Test Report

Product Name ： Full HD Ultra-Wide View Wi-Fi Camera
Model No. ： DCS-2630L, DCS-2630LH
FCC ID. ： KA2CS2630LA1

Applicant ： D-Link Corporation
Address ： No.289, Sinhu 3rd Rd., Neihu District, Taipei City 114, Taiwan, R.O.C.

Tested ： 2015/07/09~2015/07/23
Issued Date ： 2015/07/27
Report No. ： 1570078R-RFUSP26V00
Report Version ： V1.0

ilac-MRA
TAF Testing Laboratory 3024

The test results relate only to the samples tested.
The test report shall not be reproduced except in full without the written approval of QuieTek Corporation.

Test Report Certification

Issued Date : 2015/07/27
Report No. : 1570078R-RFUSP26V00

Product Name	:	Full HD Ultra-Wide View Wi-Fi Camera
Applicant	:	D-Link Corporation
Address	:	No.289, Sinhu 3rd Rd., Neihu District, Taipei City 114, Taiwan, R.O.C.
Model No.	:	DCS-2630L, DCS-2630LH
FCC ID.	:	KA2CS2630LA1
EUT Test Voltage	:	AC 100-240V, 50-60Hz
Trade Name	:	D-Link
Applicable Standard	:	FCC CFR Title 47 Part 15 Subpart C Section 15.247: 2014 ANSI C63.10: 2013
Test Result	:	Complied

The test results relate only to the samples tested.
The test report shall not be reproduced except in full without the written approval of QuieTek Corporation.

Documented By : Carol Tsai

(Carol Tsai / Engineering Adm. Assistant)

Reviewed By : Ken Huang

(Ken Huang / Engineer)

Approved By : Roy Wang

(Roy Wang / Director)

Laboratory Information

We, **QuieTek Corporation**, are an independent RF consultancy that was established the whole facility in our laboratories. The test facility has been accredited/accepted (audited or listed) by the following related bodies in compliance with ISO 17025 specified testing scopes:

Taiwan R.O.C.	**:**	**TAF, Accreditation Number: 3024**
USA	**:**	**FCC, Registration Number: 365520**
Canada	**:**	**IC, Submission No: 150981**

The related certificate for our laboratories about the test site and management system can be downloaded from QuieTek Corporation's Web Site:http://www.quietek.com/english/about/certificates.aspx?bval=5
The address and introduction of QuieTek Corporation's laboratories can be founded in our Web site : http://www.quietek.com/index_en.aspx
If you have any comments, Please don't hesitate to contact us. Our contact information is as below:

HsinChu Testing Laboratory:
No.75-2, 3rd Lin, Wangye Keng, Yonghxing Tsuen, Qionglin Shiang, Hsinchu County 307, Taiwan, R.O.C.
TEL:+886-3-592-8858 / FAX:+886-3-592-8859 E-Mail : service@quietek.com

LinKou Testing Laboratory:
No.5-22, Ruishukeng, Linkou Dist., New Taipei City 24451, Taiwan, R.O.C.
TEL : 886-2-8601-3788 / FAX : 886-2-8601-3789 E-Mail : service@quietek.com

TABLE OF CONTENTS

Description Page
1. General Information 6
1.1. EUT Description 6
1.2. Test Mode 10
1.3. Tested System Details 11
1.4. Configuration of tested System 11
1.5. EUT Exercise Software 12
1.6. Test Facility 13
2. Conducted Emission 14
2.1. Test Equipment 14
2.2. Test Setup 14
2.3. Limits 15
2.4. Test Procedure 15
2.5. Test Specification 15
2.6. Uncertainty 15
2.7. Test Result 16
2.8. Test Photo 18
3. Peak Power Output 19
3.1. Test Equipment 19
3.2. Test Setup 19
3.3. Test procedures 19
3.4. Limits 19
3.5. Test Specification 19
3.6. Uncertainty 19
3.7. Test Result 20
4. Radiated Emission 36
4.1. Test Equipment 36
4.2. Test Setup 36
4.3. Limits 37
4.4. Test Procedure 37
4.5. Test Specification 37
4.6. Uncertainty 37
4.7. Test Result 38
4.8. Test Photo 94
5. RF antenna conducted test 96
5.1. Test Equipment 96
5.2. Test Setup 96
5.3. Limits 97
5.4. Test Procedure 97

5.5. Test Specification 97
5.6. Uncertainty 97
5.7. Test Result 98
6. Radiated Emission Band Edge 134
6.1. Test Equipment 134
6.2. Test Setup 134
6.3. Limits 135
6.4. Test Procedure 135
6.5. Test Specification 135
6.6. Uncertainty 135
6.7. Test Result 136
7. DTS Bandwidth 168
7.1. Test Equipment 168
7.2. Test Setup 168
7.3. Test Procedures 168
7.4. Limits 168
7.5. Test Specification 168
7.6. Uncertainty 168
7.7. Test Result 169
8. Occupied Bandwidth 181
8.1. Test Equipment 181
8.2. Test Setup 181
8.3. Test Procedures 181
8.4. Limits 181
8.5. Test Specification 181
8.6. Uncertainty 181
8.7. Test Result 182
9. Power Density 194
9.1. Test Equipment 194
9.2. Test Setup 194
9.3. Limits 194
9.4. Test Procedures 194
9.5. Test Specification 194
9.6. Uncertainty 194
9.7. Test Result 195
Attachement 207
EUT Photograph 207

1. General Information

1.1. EUT Description

Product Name	Full HD Ultra-Wide View Wi-Fi Camera
Trade Name	D-Link
Model No.	DCS-2630L, DCS-2630LH
Frequency Range/Channel Number -IEEE 802.11b/g & IEEE 802.11n (20MHz)	2412~2462MHz / 11 Channels
Frequency Range/Channel Number IEEE 802.11n (40MHz)	2422~2452MHz / 7 Channels
Type of Modulation (IEEE 802.11b)	Direct Sequence Spread Spectrum (DSSS)
Type of Modulation (IEEE 802.11g/n)	Orthogonal Frequency Division Multiplexing (OFDM)
Data Speed (IEEE 802.11b)	1Mbps, 2Mbps, 5.5Mbps, 11Mbps
Data Speed (IEEE 802.11g)	6Mbps,9Mbps,12Mbps,18Mbps,24Mbps,36Mbps,48Mbps,54Mbps
Data Speed (IEEE 802.11n)	Support a subset of the combination of GI, MCS 0~MCS 7 and bandwidth defined in 802.11n
Antenna Gain	3.91dBi
Antenna Type	Omni-directional

Component	
Power Adapter	Asian Power Devices Inc., WB-10E05R I/P: 100-240V~, 50-60Hz, 0.4A MAX. O/P: 5V⎓2A Cable Out: Shielded, 3m
Power Adapter	Asian Power Devices Inc., WB-10E05FU I/P: 100-240V~, 50-60Hz, 0.4A MAX. O/P: 5V⎓2A Cable Out: Shielded, 3m

ANT-TX / RX & Bandwidth

ANT-TX / RX	TX		RX	
Mode/ Channel Bandwidth	20MHz	40MHz	20MHz	40MHz
IEEE802.11b	✓		✓	
IEEE802.11g	✓		✓	
IEEE802.11n	✓	✓	✓	✓

1TX / 1RX



IEEE 802.11n

MCS Index	Modulation	R	N_{BPSCS}	N_{CBPS}		N_{DBPS}		Data Rate(Mb/s)			
								800ns GI		400ns GI	
				20MHz	40MHz	20MHz	40MHz	20MHz	40MHz	20MHz	40MHz
0	BPSK	1/2	1	52	108	26	54	6.5	13.5	7.2	15.0
1	QPSK	1/2	2	104	216	52	108	13.0	27.0	14.4	30.0
2	QPSK	3/4	2	104	216	78	162	19.5	40.5	21.7	45.0
3	16-QAM	1/2	4	208	432	104	216	26.0	54.0	28.9	60.0
4	16-QAM	3/4	4	208	432	156	324	39.0	81.0	43.3	90.0
5	64-QAM	2/3	6	312	648	208	432	52.0	108.0	57.8	120.0
6	64-QAM	3/4	6	312	648	234	486	58.5	121.5	65.0	135.0
7	64-QAM	5/6	6	312	648	260	540	65.0	135.0	72.2	150.0
Note 1: Support of 400ns GI is optional on transmit and receive.											

Table 1 – MCS parameters for TX Antenna number = 1

Symbol	Explanation
R	Code rate
N_{BPSC}	Number of coded bits per single carrier
N_{CBPS}	Number of coded bits per symbol
N_{DBPS}	Number of data bits per symbol
GI	guard interval

IEEE 802.11b/g & IEEE 802.11n (20MHz)

Working Frequency of Each Channel							
Channel	Frequency	Channel	Frequency	Channel	Frequency	Channel	Frequency
001	2412 MHz	002	2417 MHz	003	2422 MHz	004	2427 MHz
005	2432 MHz	006	2437 MHz	007	2442 MHz	008	2447 MHz
009	2452 MHz	010	2457 MHz	011	2462 MHz		

IEEE 802.11n (40MHz)

Working Frequency of Each Channel							
Channel	Frequency	Channel	Frequency	Channel	Frequency	Channel	Frequency
003	2422 MHz	004	2427 MHz	005	2432 MHz	006	2437 MHz
007	2442 MHz	008	2447 MHz	009	2452 MHz		

Note:

1. This device is the Full HD Ultra-Wide View Wi-Fi Camera including 2.4GHz b/g/n (1X1)/ 5GHz a/n/ac (1x1) transmitting and receiving function.
2. The variation of model number is for different strategy of marketing.
3. The power adapters, WB-10E05R and WB-10E05FU are equal in layout. Only one of them was tested and shown in the report
4. These test results on a sample of the device are for the purpose of demonstrating Compliance with Part 15 Subpart C Paragraph 15.247.
5. The function of the 5GHz transmitting is measured and makes a test report of the report number: 1570078R-RFUSP63V00 & 1570078R-RFUSP57V00.
6. This device is a WIFI device in accordance with Part 15 regulations. The receiving function receiving was tested and its test report number is 1570078R-RFUSP01V00.

1.2. Test Mode

QuieTek has verified the construction and function in typical operation. The preliminary tests were performed in different data rate, and to find the worst condition, which was shown in this test report. The following table is the final test mode.

TX	Mode 1: Transmitter

Test Items	Modulation	Channel	Antenna	Result
Conducted Emission	11n(40MHz)	6	0	Complies
Peak Power Output	11b/g	1/ 6/ 11	0	Complies
	11n(20MHz)	1/ 6/ 11	0	Complies
	11n(40MHz)	3/ 6/ 9	0	Complies
Radiated Emission	11b/g	1/ 6/ 11	0	Complies
	11n(20MHz)	1/ 6/ 11	0	Complies
	11n(40MHz)	3/ 6/ 9	0	Complies
RF antenna conducted test	11b/g	1/ 6/ 11	0	Complies
	11n(20MHz)	1/ 6/ 11	0	Complies
	11n(40MHz)	3/ 6/ 9	0	Complies
Radiated Emission Band Edge	11b/g	1/ 11	0	Complies
	11n(20MHz)	1/ 11	0	Complies
	11n(40MHz)	3/ 9	0	Complies
DTS Bandwidth	11b/g	1/ 6/ 11	0	Complies
	11n(20MHz)	1/ 6/ 11	0	Complies
	11n(40MHz)	3/ 6/ 9	0	Complies
Occupied Bandwidth	11b/g	1/ 6/ 11	0	Complies
	11n(20MHz)	1/ 6/ 11	0	Complies
	11n(40MHz)	3/ 6/ 9	0	Complies
Power Density	11b/g	1/ 6/ 11	0	Complies
	11n(20MHz)	1/ 6/ 11	0	Complies
	11n(40MHz)	3/ 6/ 9	0	Complies

1.3. Tested System Details

The types for all equipments, plus descriptions of all cables used in the tested system (including inserted cards) are:

Product		Manufacturer	Model No.	Serial No.	FCC ID	Power Cord
1	SD Card	Transcend	TS512MSD80	160073-4668	DoC	--
2	Fixture	Alpha	N/A	N/A	DoC	--
3	Notebook PC	ASUS	X522EP	E5N0CV04326 4197	DoC	Non-Shielded, 1.8m, one ferrite core bonded

1.4. Configuration of tested System

Connection Diagram

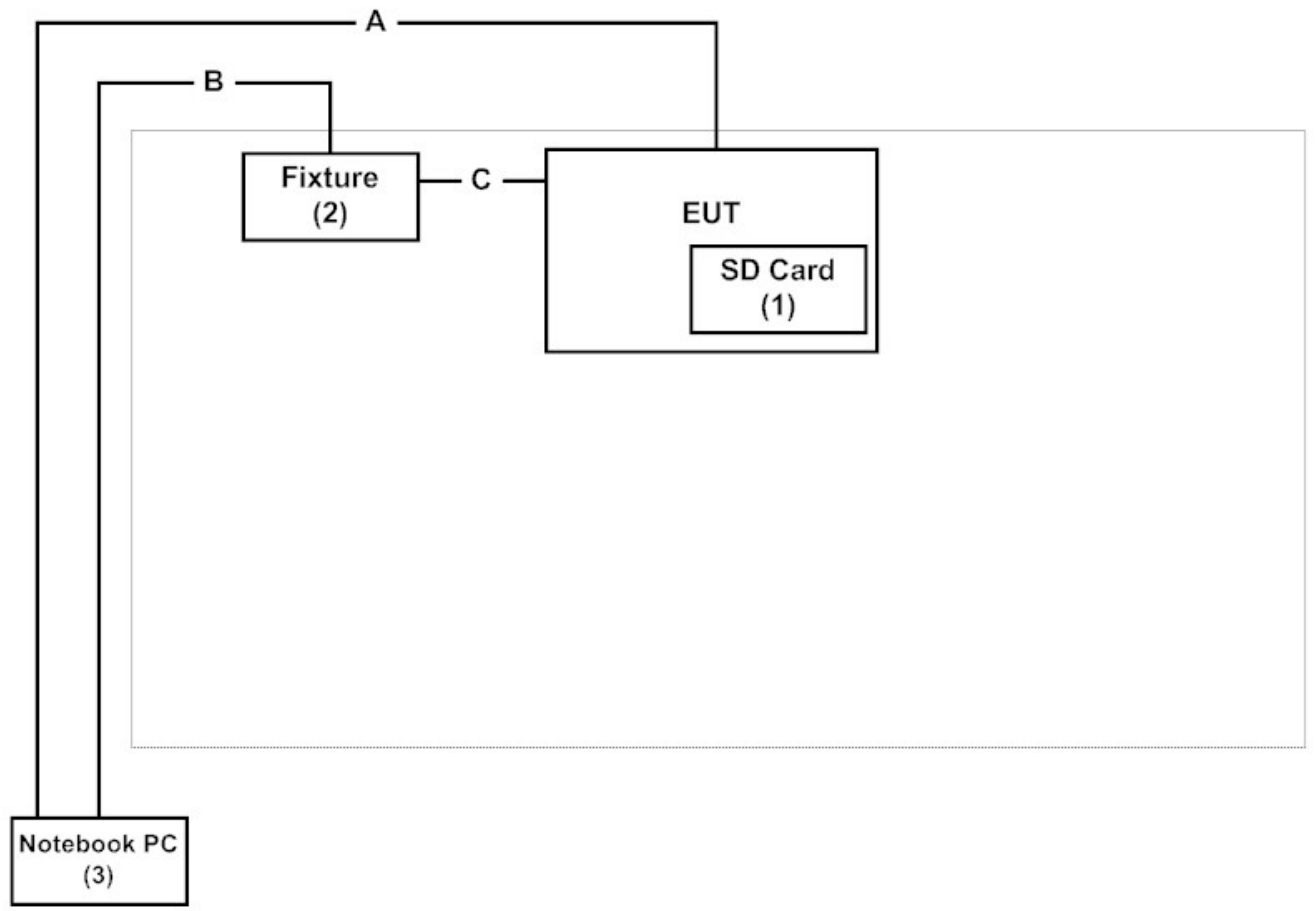

Signal Cable Type		Signal cable Description
A	LAN Cable	Non-Shielded, 3m
B	USB cable	Shielded, 2.5m
C	Signal cable	Non-Shielded, 0.15m

1.5. EUT Exercise Software

1	Test system is in accord with EUT user manual (refer to 1.4 configuration of tested system)
2	Execute the “Tera term command” on the Notebook.
3	Execute the “QA Tools-MT7688” with EUT.
4	Configure the test mode, the test channel, and the data rate.
5	Make the EUT to start the transmitting.
6	Verify that the EUT works properly.

1.6. Test Facility

Ambient conditions in the laboratory:

Items	Test Item	Required (IEC 68-1)	Actual
Temperature (°C)	FCC PART 15 C 15.207 Conducted Emission	15 - 35	20
Humidity (%RH)		25 - 75	50
Barometric pressure (mbar)		860 - 1060	950-1000
Temperature (°C)	FCC PART 15 C 15.247 Peak Power Output	15 - 35	25
Humidity (%RH)		25 - 75	45
Barometric pressure (mbar)		860 - 1060	950-1000
Temperature (°C)	FCC PART 15 C 15.247 Radiated Emission	15 - 35	20
Humidity (%RH)		25 - 75	50
Barometric pressure (mbar)		860 - 1060	950-1000
Temperature (°C)	FCC PART 15 C 15.247 RF antenna conducted test	15 - 35	25
Humidity (%RH)		25 - 75	45
Barometric pressure (mbar)		860 - 1060	950-1000
Temperature (°C)	FCC PART 15 C 15.247 Band Edge	15 - 35	20
Humidity (%RH)		25 - 75	50
Barometric pressure (mbar)		860 - 1060	950-1000
Temperature (°C)	FCC PART 15 C 15.247 Occupied Bandwidth	15 - 35	25
Humidity (%RH)		25 - 75	45
Barometric pressure (mbar)		860 - 1060	950-1000
Temperature (°C)	FCC PART 15 C 15.247 Power Density	15 - 35	25
Humidity (%RH)		25 - 75	45
Barometric pressure (mbar)		860 - 1060	950-1000

2. Conducted Emission

2.1. Test Equipment

The following test equipments are used during the test:

Conducted Emission / SR3

Instrument	Manufacturer	Model No.	Serial No	Next Cal. Date
LISN	R&S	ENV216	100096	2015/08/10
LISN	R&S	ESH3-Z5	836679/022	2015/12/15
Test Receiver	R&S	ESCS 30	825442/017	2016/01/14

Note: 1. All equipments that need to calibrate are with calibration period of 1 year.

2.2. Test Setup

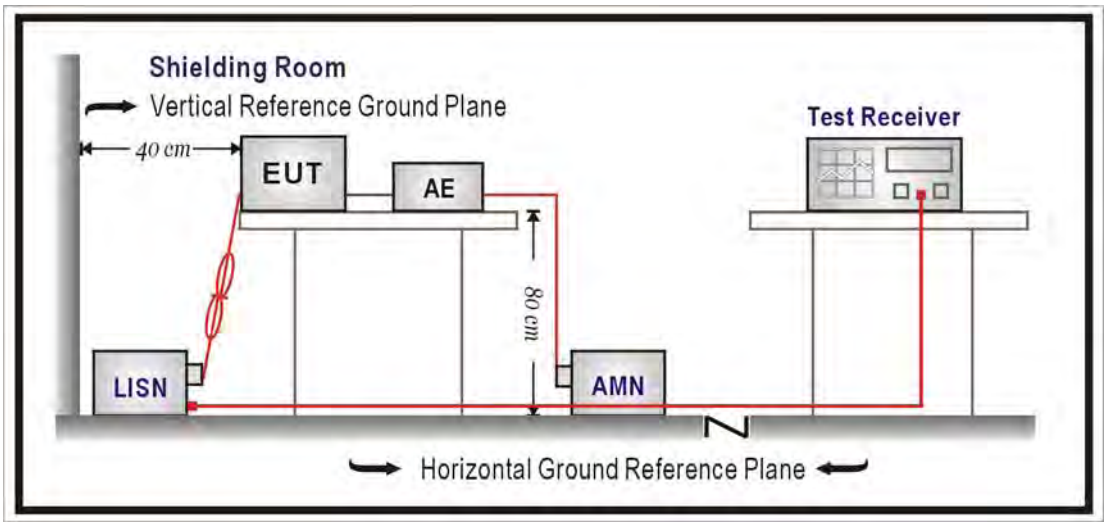

2.3. Limits

FCC Part 15 Subpart C Paragraph 15.207 Limits (dBuV)		
Frequency MHz	QP	AV
0.15 - 0.50	66-56	56-46
0.50 - 5.0	56	46
5.0 - 30	60	50

Remarks: In the above table, the tighter limit applies at the band edges.

2.4. Test Procedure

The EUT was setup according to ANSI C63.10 and tested according to DTS test procedure of KDB558074 for compliance to FCC 47CFR 15.247 requirements.
The EUT was placed on a platform of nominal size, 1 m by 1.5 m, raised 80 cm above the conducting ground plane. The vertical conducting plane was located 40 cm to the rear of the EUT. All other surfaces of EUT were at least 80 cm from any other grounded conducting surface. The EUT and simulators are connected to the main power through a line impedance stabilization network (LISN). The LISN provides a 50 ohm /50uH coupling impedance for the measuring equipment. The peripheral devices are also connected to the main power through a LISN. (Please refer to the block diagram of the test setup and photographs.)
Each current-carrying conductor of the EUT power cord, except the ground (safety) conductor, was individually connected through a LISN to the input power source.
The excess length of the power cord between the EUT and the LISN receptacle were folded back and forth at the center of the lead to form a bundle not exceeding 40 cm in length.
Conducted emissions were investigated over the frequency range from 0.15MHz to 30MHz using a receiver bandwidth of 9 kHz.

2.5. Test Specification

According to FCC Part 15 Subpart C Paragraph 15.207: 2014

2.6. Uncertainty

The measurement uncertainty is defined as ± 2.26 dB.

2.7. Test Result

Site : SR3	**Time : 2015/07/10 - 19:07**
Limit : CISPR_B_00M_QP	**Margin : 10**
Probe : SR3_LISN(16A)-4_0811 - Line1	**Power : AC 120V/60Hz**
EUT : Full HD Ultra-Wide View Wi-Fi Camera	**Note : 802.11n40_2437MHz**

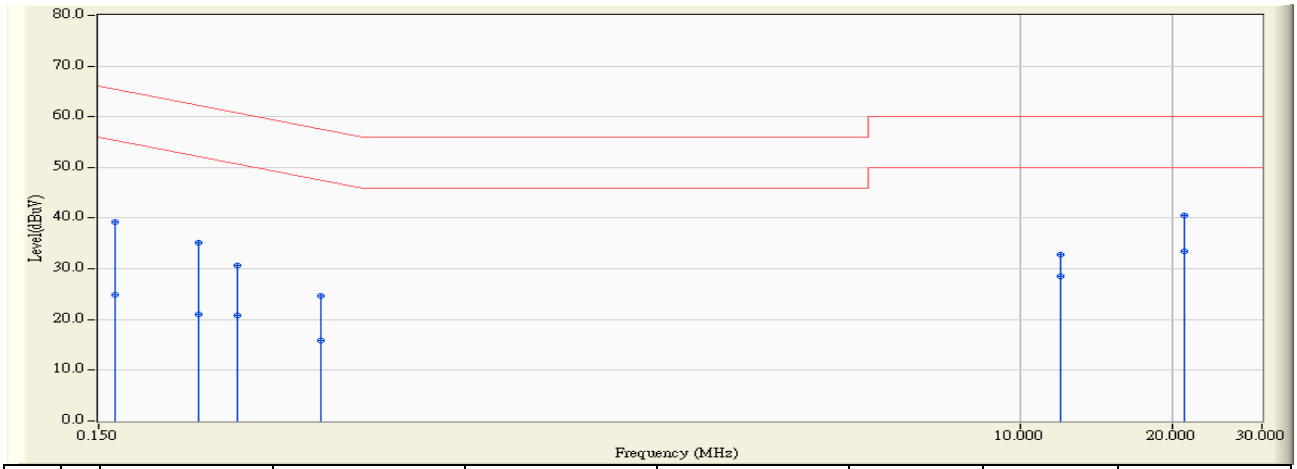

		Frequency (MHz)	Correct Factor (dB)	Reading Level (dBuV)	Measure Level (dBuV)	Margin (dB)	Limit (dBuV)	Detector Type
1		0.162	9.665	29.530	39.195	-26.180	65.375	QUASIPEAK
2		0.162	9.665	15.320	24.985	-30.390	55.375	AVERAGE
3		0.236	9.699	25.460	35.160	-27.078	62.238	QUASIPEAK
4		0.236	9.699	11.230	20.930	-31.308	52.238	AVERAGE
5		0.283	9.719	20.910	30.628	-30.104	60.733	QUASIPEAK
6		0.283	9.719	11.040	20.758	-29.974	50.733	AVERAGE
7		0.412	9.789	14.800	24.589	-33.025	57.614	QUASIPEAK
8		0.412	9.789	6.140	15.929	-31.685	47.614	AVERAGE
9		12.005	10.128	22.720	32.848	-27.152	60.000	QUASIPEAK
10		12.005	10.128	18.410	28.538	-21.462	50.000	AVERAGE
11		21.052	10.122	30.480	40.602	-19.398	60.000	QUASIPEAK
12	*	21.052	10.122	23.280	33.402	-16.598	50.000	AVERAGE

Note:

1. All Reading Levels are Quasi-Peak and average value.
2. " * ", means this data is the worst emission level.
3. Measurement Level = Reading Level + Correct Factor.

Site : SR3	**Time : 2015/07/10 - 19:10**
Limit : CISPR_B_00M_QP	**Margin : 10**
Probe : SR3_LISN(16A)-4_0811 - Line2	**Power : AC 120V/60Hz**
EUT : Full HD Ultra-Wide View Wi-Fi Camera	**Note : 802.11n40_2437MHz**

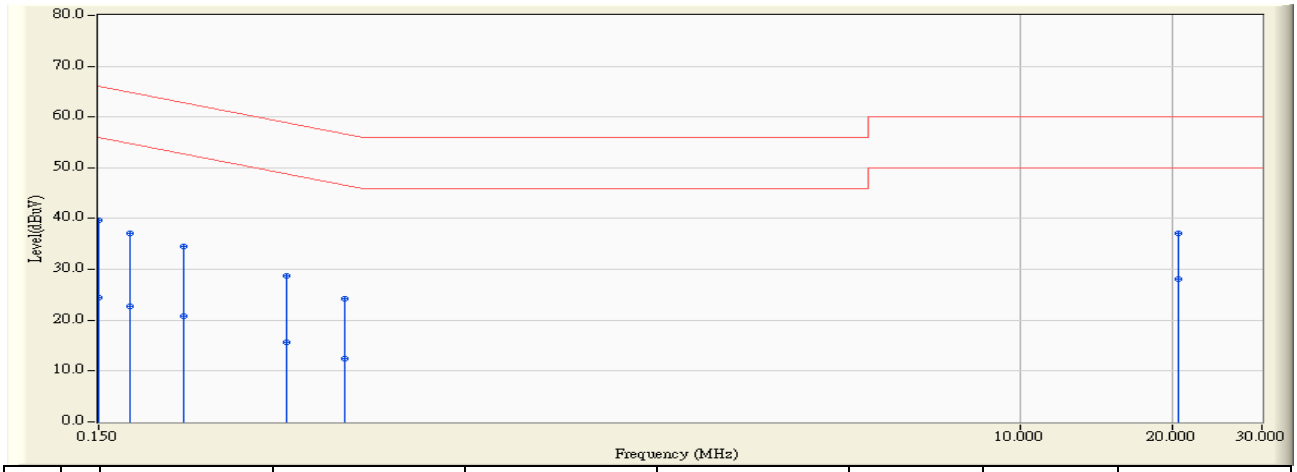

		Frequency (MHz)	Correct Factor (dB)	Reading Level (dBuV)	Measure Level (dBuV)	Margin (dB)	Limit (dBuV)	Detector Type
1		0.150	9.657	30.060	39.717	-26.283	66.000	QUASIPEAK
2		0.150	9.657	14.820	24.477	-31.523	56.000	AVERAGE
3		0.173	9.660	27.380	37.040	-27.754	64.794	QUASIPEAK
4		0.173	9.660	13.070	22.730	-32.064	54.794	AVERAGE
5		0.220	9.681	24.910	34.591	-28.216	62.807	QUASIPEAK
6		0.220	9.681	11.160	20.841	-31.966	52.807	AVERAGE
7		0.353	9.759	19.030	28.789	-30.099	58.889	QUASIPEAK
8		0.353	9.759	5.900	15.659	-33.229	48.889	AVERAGE
9		0.459	9.821	14.330	24.151	-32.567	56.718	QUASIPEAK
10		0.459	9.821	2.710	12.531	-34.187	46.718	AVERAGE
11		20.564	10.349	26.840	37.189	-22.811	60.000	QUASIPEAK
12	*	20.564	10.349	17.750	28.099	-21.901	50.000	AVERAGE

Note:
1. All Reading Levels are Quasi-Peak and average value.
2. " * ", means this data is the worst emission level.
3. Measurement Level = Reading Level + Correct Factor.

3. Peak Power Output

3.1. Test Equipment

The following test equipments are used during the test:

Peak Power Output / SR7

Instrument	Manufacturer	Model No.	Serial No	Next Cal. Date
Spectrum Analyzer	Agilent	N9010A-EXA	US47140172	2016/07/13

Note: 1. All equipments that need to calibrate are with calibration period of 1 year.

3.2. Test Setup

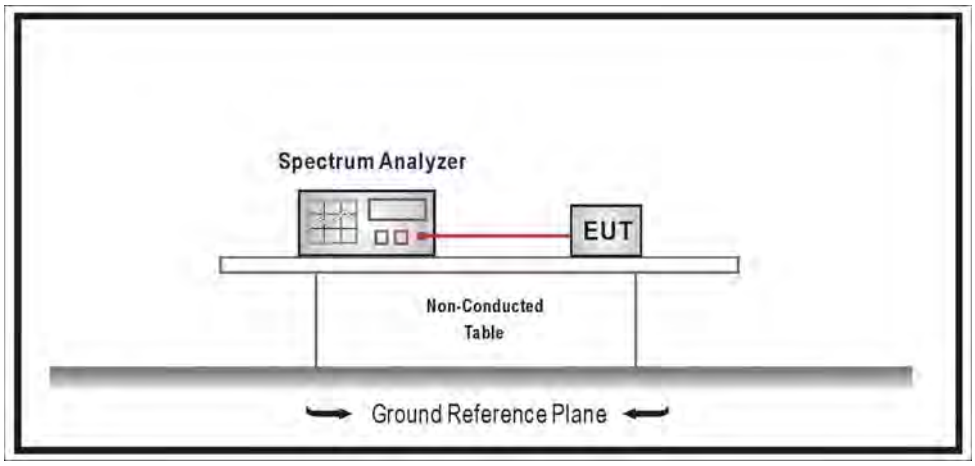

3.3. Test procedures

The EUT was tested according to DTS test procedure section 9.1.2 of KDB558074 v03r02 measurement to FCC 47CFR 15.247 requirements.

3.4. Limits

The maximum peak power shall be less 1 Watt.

3.5. Test Specification

According to FCC Part 15 Subpart C Paragraph 15.247: 2014

3.6. Uncertainty

The measurement uncertainty is defined as ± 1.27 dB.

3.7. Test Result

Product	Full HD Ultra-Wide View Wi-Fi Camera		
Test Item	Peak Power Output		
Test Mode	Mode 1: Transmitter		
Date of Test	2015/07/10	Test Site	SR7

IEEE 802.11b, ANT 0				
Channel No.	Frequency (MHz)	Measure Level (dBm)	Limit (dBm)	Result
1	2412	13.530	30	Pass
6	2437	11.960	30	Pass
11	2462	17.520	30	Pass

The worst emission of data rate is 1Mbps.

Peak Power Output (dBm)						
Channel No	Frequency (MHz)	Data Rate (Mbps)				Required Limit
		1	2	5.5	11	
1	2412	13.53	--	--	--	30dBm
6	2437	11.96	11.86	11.62	11.51	30dBm
11	2462	17.52	--	--	--	30dBm

Note: Measure Level =Reading value + cable loss

Channel 1

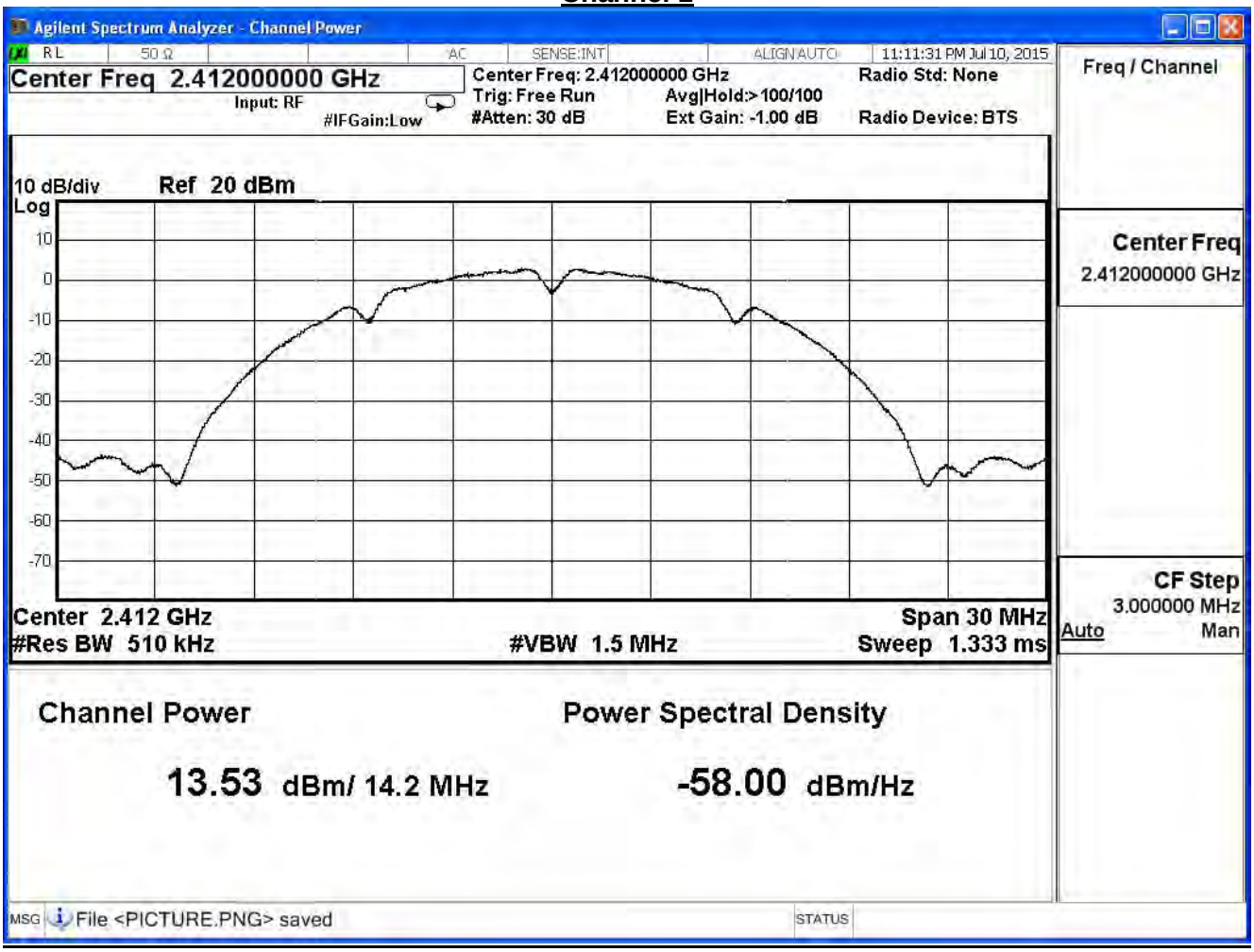
Agilent Spectrum Analyzer - Channel Power
RL
50 Ω
AC
SENSE:INT
ALIGN AUTO
11:11:31 PM Jul 10, 2015
Center Freq 2.412000000 GHz
Input: RF
#IFGain:Low
Center Freq: 2.412000000 GHz
Trig: Free Run
#Atten: 30 dB
Avg|Hold:>100/100
Ext Gain: -1.00 dB
Radio Std: None
Radio Device: BTS
Freq / Channel
10 dB/div
Log
Ref 20 dBm
10
0
-10
-20
-30
-40
-50
-60
-70
Center Freq
2.412000000 GHz
Center 2.412 GHz
#Res BW 510 kHz
#VBW 1.5 MHz
Span 30 MHz
Sweep 1.333 ms
CF Step
3.000000 MHz
Auto
Man
Channel Power
13.53 dBm/ 14.2 MHz
Power Spectral Density
-58.00 dBm/Hz
MSG
File <PICTURE.PNG> saved
STATUS

Channel 6

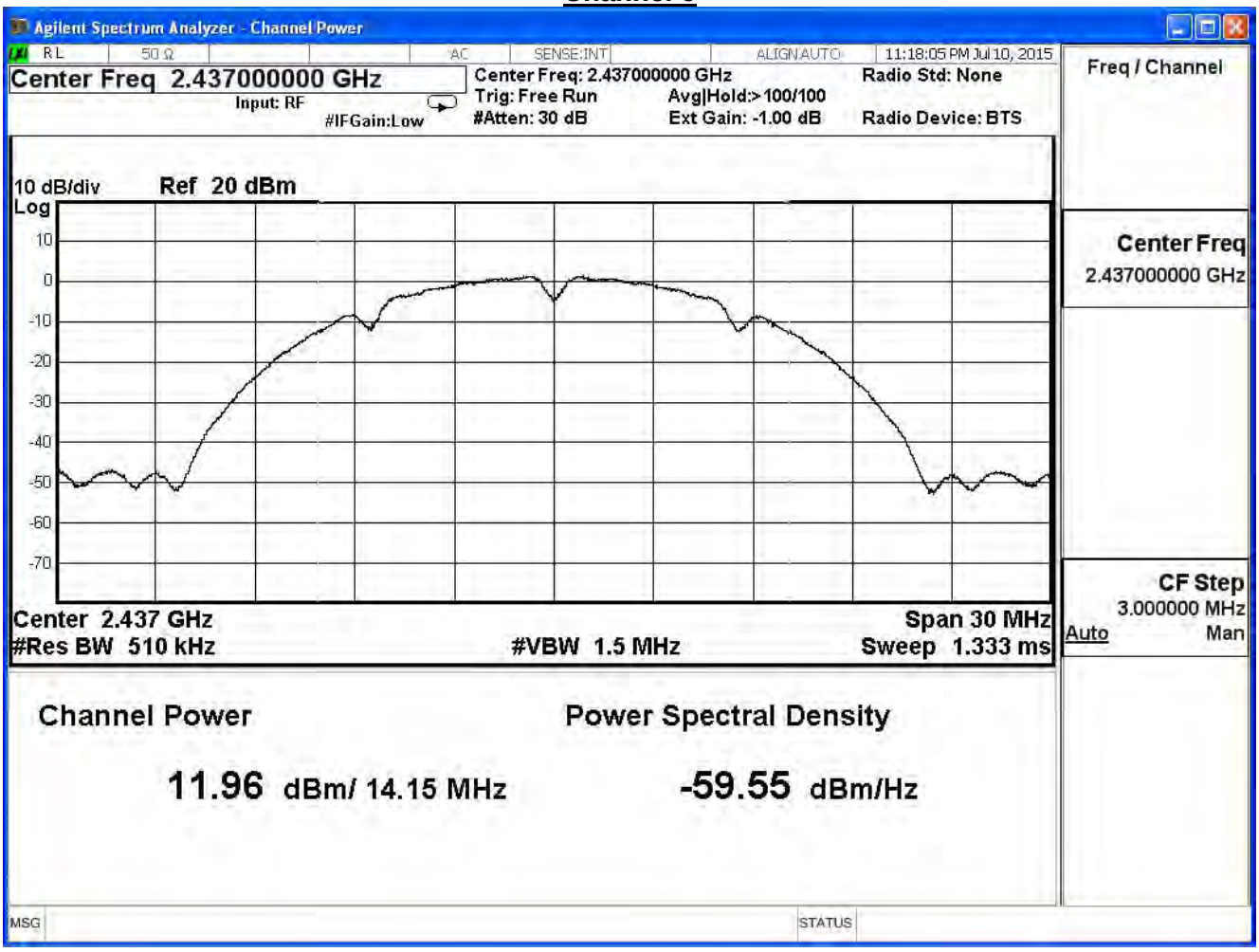
Agilent Spectrum Analyzer - Channel Power
RL
50 Ω
AC
SENSE:INT
ALIGN AUTO
11:18:05 PM Jul 10, 2015
Center Freq 2.437000000 GHz
Input: RF
#IFGain:Low
Center Freq: 2.437000000 GHz
Trig: Free Run
#Atten: 30 dB
Avg|Hold:>100/100
Ext Gain: -1.00 dB
Radio Std: None
Radio Device: BTS
Freq / Channel
10 dB/div
Ref 20 dBm
Log
10
0
-10
-20
-30
-40
-50
-60
-70
Center Freq
2.437000000 GHz
Center 2.437 GHz
#Res BW 510 kHz
#VBW 1.5 MHz
Span 30 MHz
Sweep 1.333 ms
CF Step
3.000000 MHz
Auto
Man
Channel Power
11.96 dBm/ 14.15 MHz
Power Spectral Density
-59.55 dBm/Hz
MSG
STATUS

Channel 11

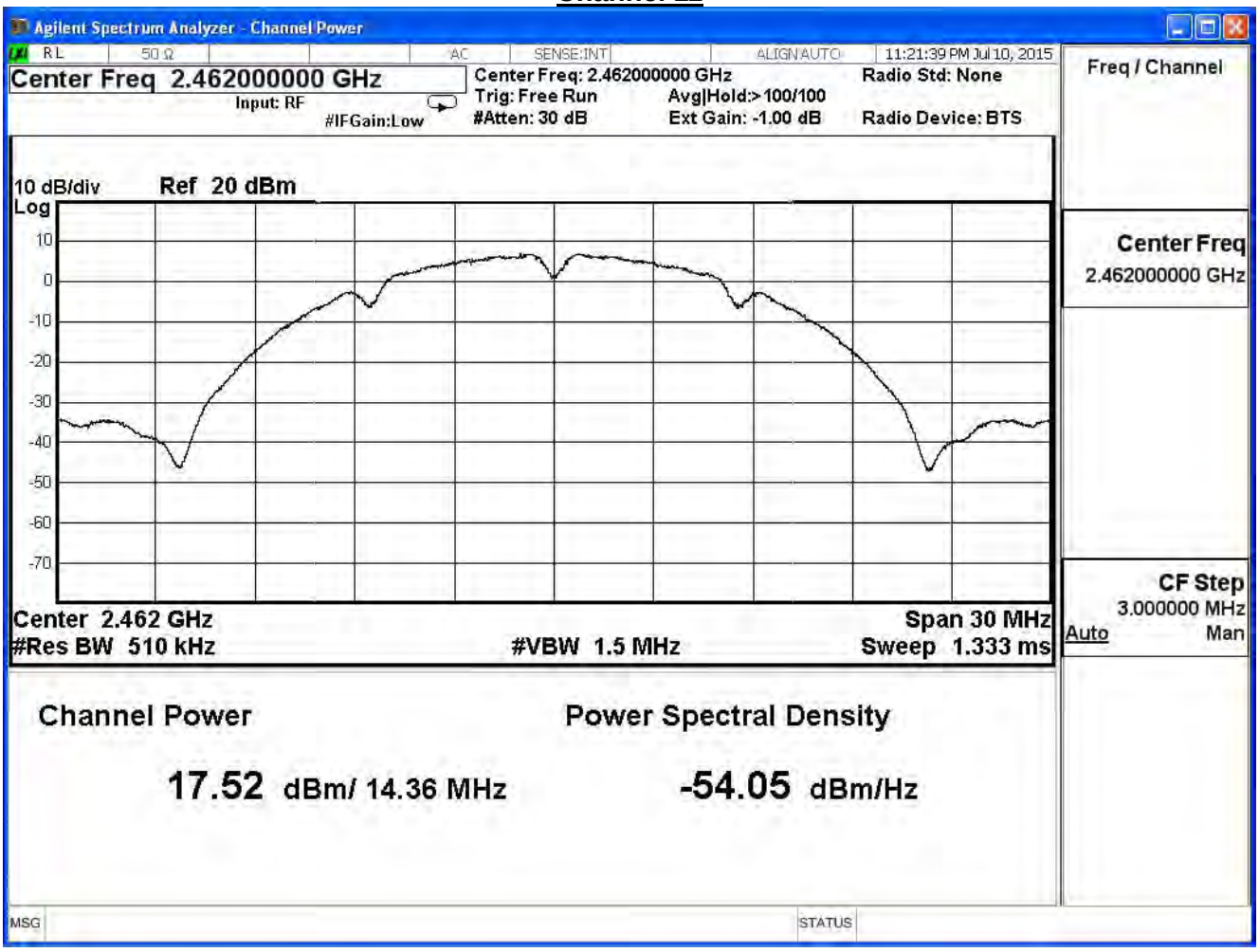
Agilent Spectrum Analyzer - Channel Power
RL
50 Ω
AC
SENSE:INT
ALIGN AUTO
11:21:39 PM Jul 10, 2015
Center Freq 2.462000000 GHz
Input: RF
#IFGain:Low
Center Freq: 2.462000000 GHz
Trig: Free Run
#Atten: 30 dB
Avg|Hold:>100/100
Ext Gain: -1.00 dB
Radio Std: None
Radio Device: BTS
Freq / Channel
10 dB/div
Ref 20 dBm
Log
10
0
-10
-20
-30
-40
-50
-60
-70
Center Freq
2.462000000 GHz
Center 2.462 GHz
#Res BW 510 kHz
#VBW 1.5 MHz
Span 30 MHz
Sweep 1.333 ms
CF Step
3.000000 MHz
Auto
Man
Channel Power
17.52 dBm/ 14.36 MHz
Power Spectral Density
-54.05 dBm/Hz
MSG
STATUS

Product	Full HD Ultra-Wide View Wi-Fi Camera		
Test Item	Peak Power Output		
Test Mode	Mode 1: Transmitter		
Date of Test	2015/07/10	Test Site	SR7

IEEE 802.11g, ANT 0				
Channel No.	Frequency (MHz)	Measure Level (dBm)	Limit (dBm)	Result
1	2412	16.380	30	Pass
6	2437	16.300	30	Pass
11	2462	16.370	30	Pass

The worst emission of data rate is 6 Mbps.

Peak Power Output (dBm)									
Channel No	Frequency (MHz)	Data Rate							Required Limit
		6	12	18	24	36	48	54	
1	2412	16.38	--	--	--	--	--	--	30dBm
6	2437	16.30	16.20	16.09	15.96	15.84	15.73	15.61	30dBm
11	2462	16.37	--	--	--	--	--	--	30dBm

Note: Measure Level =Reading value + cable loss

Channel 1

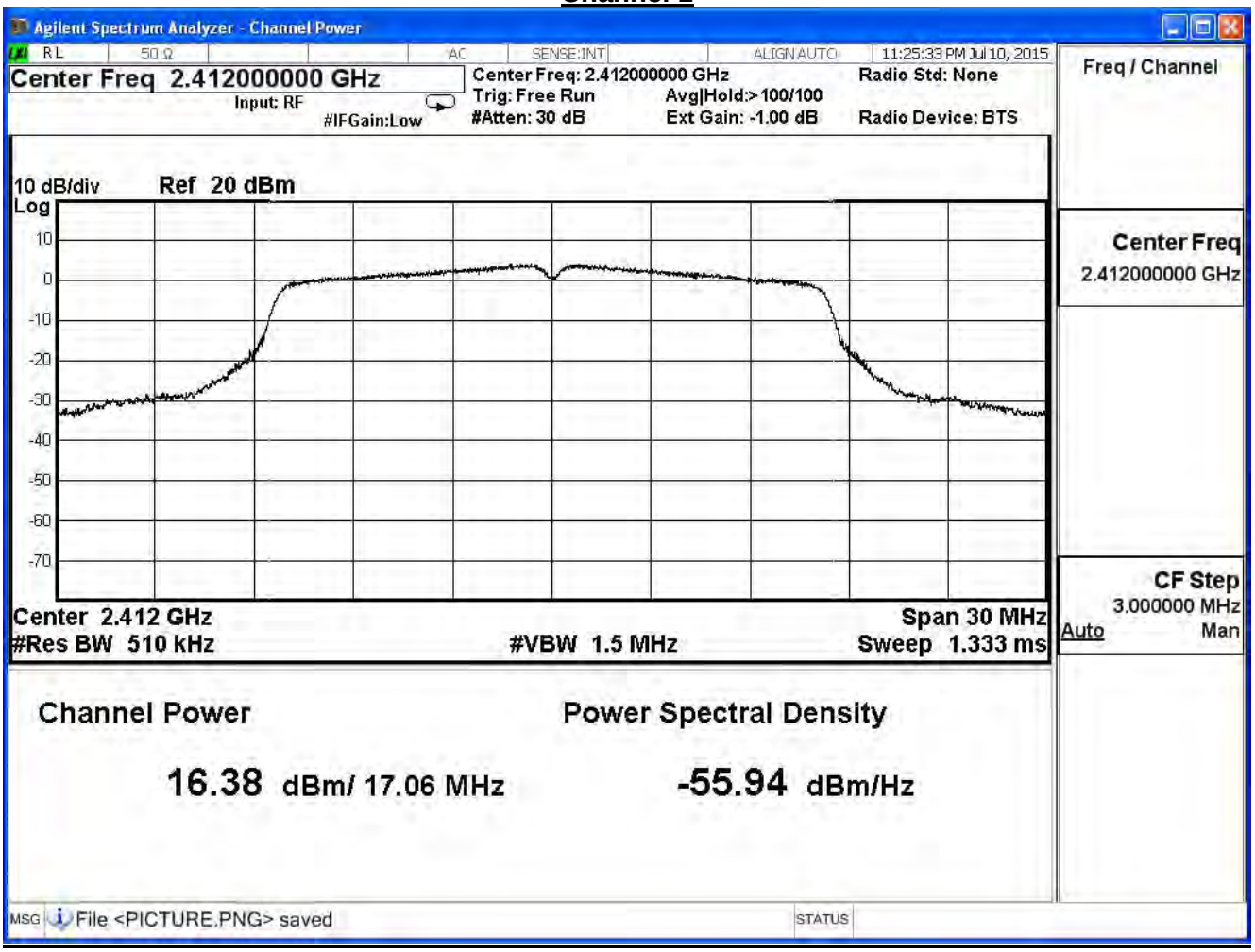
Agilent Spectrum Analyzer - Channel Power
RL
50 Ω
AC
SENSE:INT
ALIGN AUTO
11:25:33 PM Jul 10, 2015
Center Freq 2.412000000 GHz
Input: RF
#IFGain:Low
Center Freq: 2.412000000 GHz
Trig: Free Run
#Atten: 30 dB
Avg|Hold:>100/100
Ext Gain: -1.00 dB
Radio Std: None
Radio Device: BTS
Freq / Channel
10 dB/div
Log
Ref 20 dBm
10
0
-10
-20
-30
-40
-50
-60
-70
Center Freq
2.412000000 GHz
Center 2.412 GHz
#Res BW 510 kHz
#VBW 1.5 MHz
Span 30 MHz
Sweep 1.333 ms
CF Step
3.000000 MHz
Auto
Man
Channel Power
16.38 dBm/ 17.06 MHz
Power Spectral Density
-55.94 dBm/Hz
MSG
File <PICTURE.PNG> saved
STATUS

Channel 6

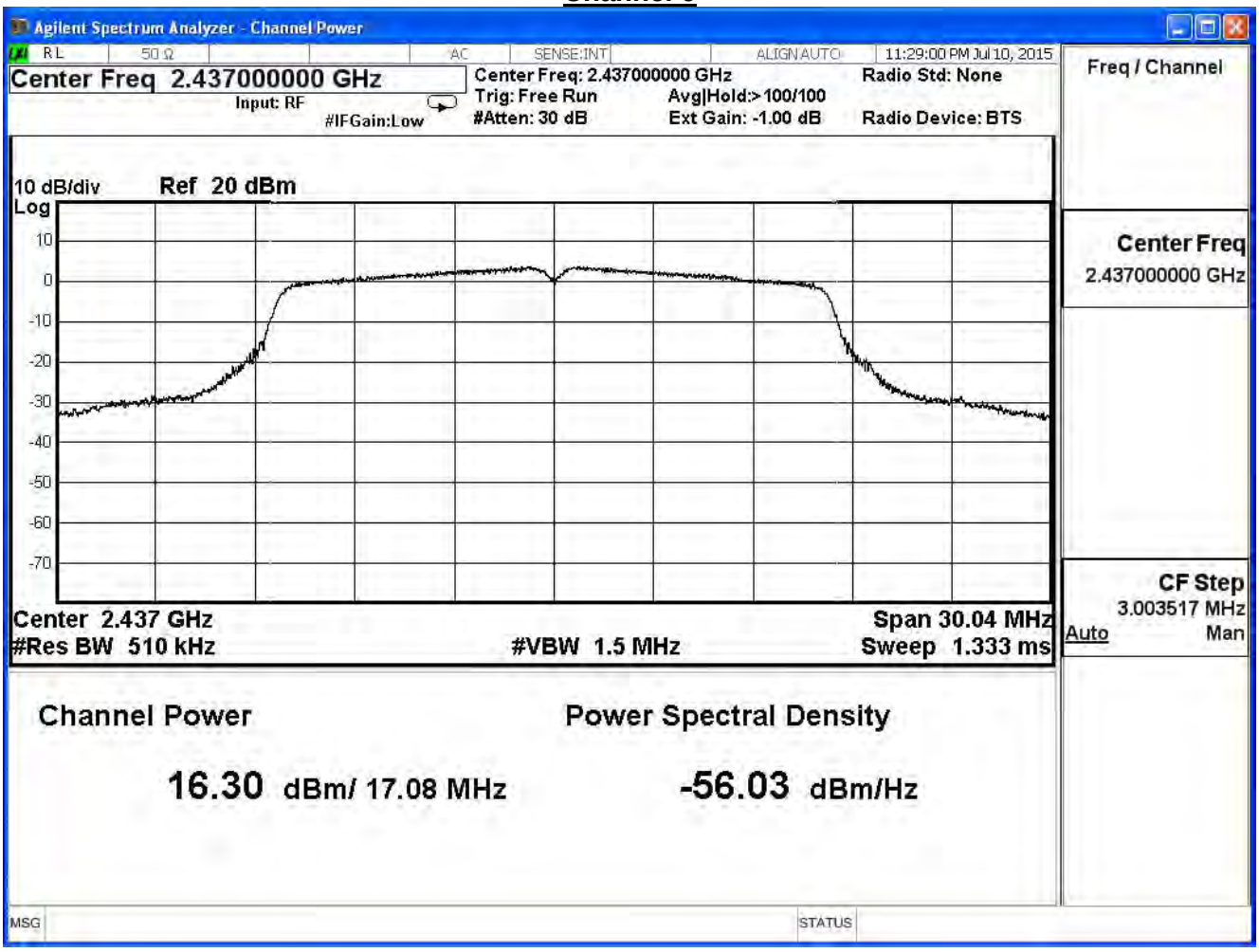
Agilent Spectrum Analyzer - Channel Power
RL
50 Ω
AC
SENSE:INT
ALIGN AUTO
11:29:00 PM Jul 10, 2015
Center Freq 2.437000000 GHz
Input: RF
#IFGain:Low
Center Freq: 2.437000000 GHz
Trig: Free Run
#Atten: 30 dB
Avg|Hold:>100/100
Ext Gain: -1.00 dB
Radio Std: None
Radio Device: BTS
Freq / Channel
10 dB/div
Ref 20 dBm
Log
10
0
-10
-20
-30
-40
-50
-60
-70
Center Freq
2.437000000 GHz
Center 2.437 GHz
#Res BW 510 kHz
#VBW 1.5 MHz
Span 30.04 MHz
Sweep 1.333 ms
CF Step
3.003517 MHz
Auto
Man
Channel Power
16.30 dBm/ 17.08 MHz
Power Spectral Density
-56.03 dBm/Hz
MSG
STATUS

Channel 11

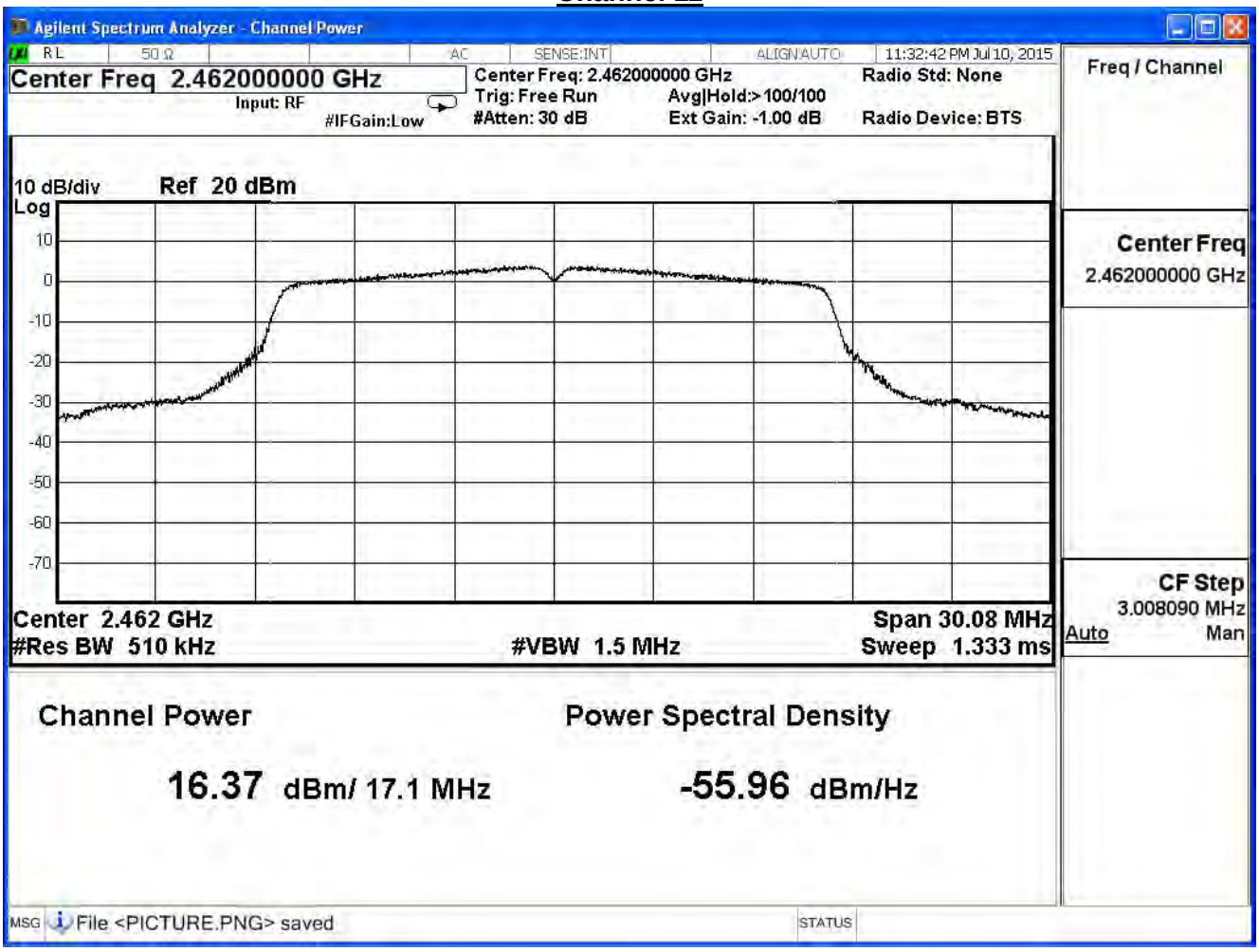
Agilent Spectrum Analyzer - Channel Power
RL
50 Ω
AC
SENSE:INT
ALIGN AUTO
11:32:42 PM Jul 10, 2015
Center Freq 2.462000000 GHz
Input: RF
#IFGain:Low
Center Freq: 2.462000000 GHz
Trig: Free Run
#Atten: 30 dB
Avg|Hold:>100/100
Ext Gain: -1.00 dB
Radio Std: None
Radio Device: BTS
Freq / Channel
10 dB/div
Ref 20 dBm
Log
10
0
-10
-20
-30
-40
-50
-60
-70
Center Freq
2.462000000 GHz
Center 2.462 GHz
#Res BW 510 kHz
#VBW 1.5 MHz
Span 30.08 MHz
Sweep 1.333 ms
CF Step
3.008090 MHz
Auto
Man
Channel Power
16.37 dBm/ 17.1 MHz
Power Spectral Density
-55.96 dBm/Hz
MSG
File <PICTURE.PNG> saved
STATUS

Product	Full HD Ultra-Wide View Wi-Fi Camera		
Test Item	Peak Power Output		
Test Mode	Mode 1: Transmitter		
Date of Test	2015/07/10	Test Site	SR7

IEEE 802.11n (20MHz), ANT 0

Channel No.	Frequency (MHz)	Measure Level (dBm)	Limit (dBm)	Result
1	2412	15.970	30	Pass
6	2437	16.200	30	Pass
11	2462	16.150	30	Pass

The worst emission of data rate is 6.5 Mbps.

Peak Power Output (dBm)										
MCS Index		0	1	2	3	4	5	6	7	Required Limit
Channel No	Frequency (MHz)	Data Rate								
		6.5	13	19.5	26	39	52	58.5	65	
1	2412	15.97	--	--	--	--	--	--	--	30dBm
6	2437	16.20	15.96	15.86	15.64	15.38	15.14	14.90	14.68	30dBm
11	2462	16.15	--	--	--	--	--	--	--	30dBm

Note: Measure Level =Reading value + cable loss

Channel 1

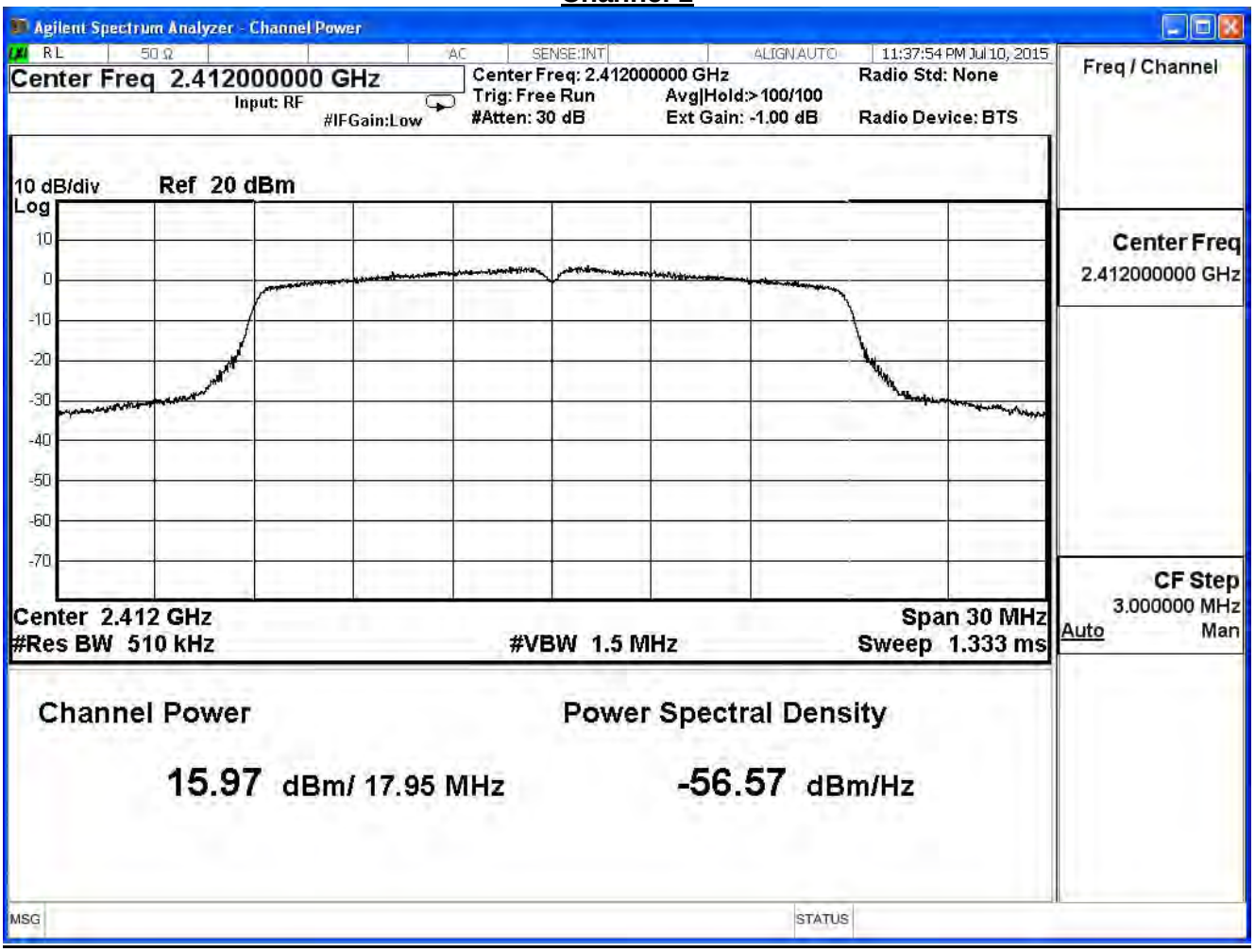
Agilent Spectrum Analyzer - Channel Power
RL
50 Ω
AC
SENSE:INT
ALIGN AUTO
11:37:54 PM Jul 10, 2015
Center Freq 2.412000000 GHz
Input: RF
#IFGain:Low
Center Freq: 2.412000000 GHz
Trig: Free Run
#Atten: 30 dB
Avg|Hold:>100/100
Ext Gain: -1.00 dB
Radio Std: None
Radio Device: BTS
Freq / Channel
10 dB/div
Log
Ref 20 dBm
10
0
-10
-20
-30
-40
-50
-60
-70
Center Freq
2.412000000 GHz
Center 2.412 GHz
#Res BW 510 kHz
#VBW 1.5 MHz
Span 30 MHz
Sweep 1.333 ms
CF Step
3.000000 MHz
Auto
Man
Channel Power
15.97 dBm/ 17.95 MHz
Power Spectral Density
-56.57 dBm/Hz
MSG
STATUS

Channel 6

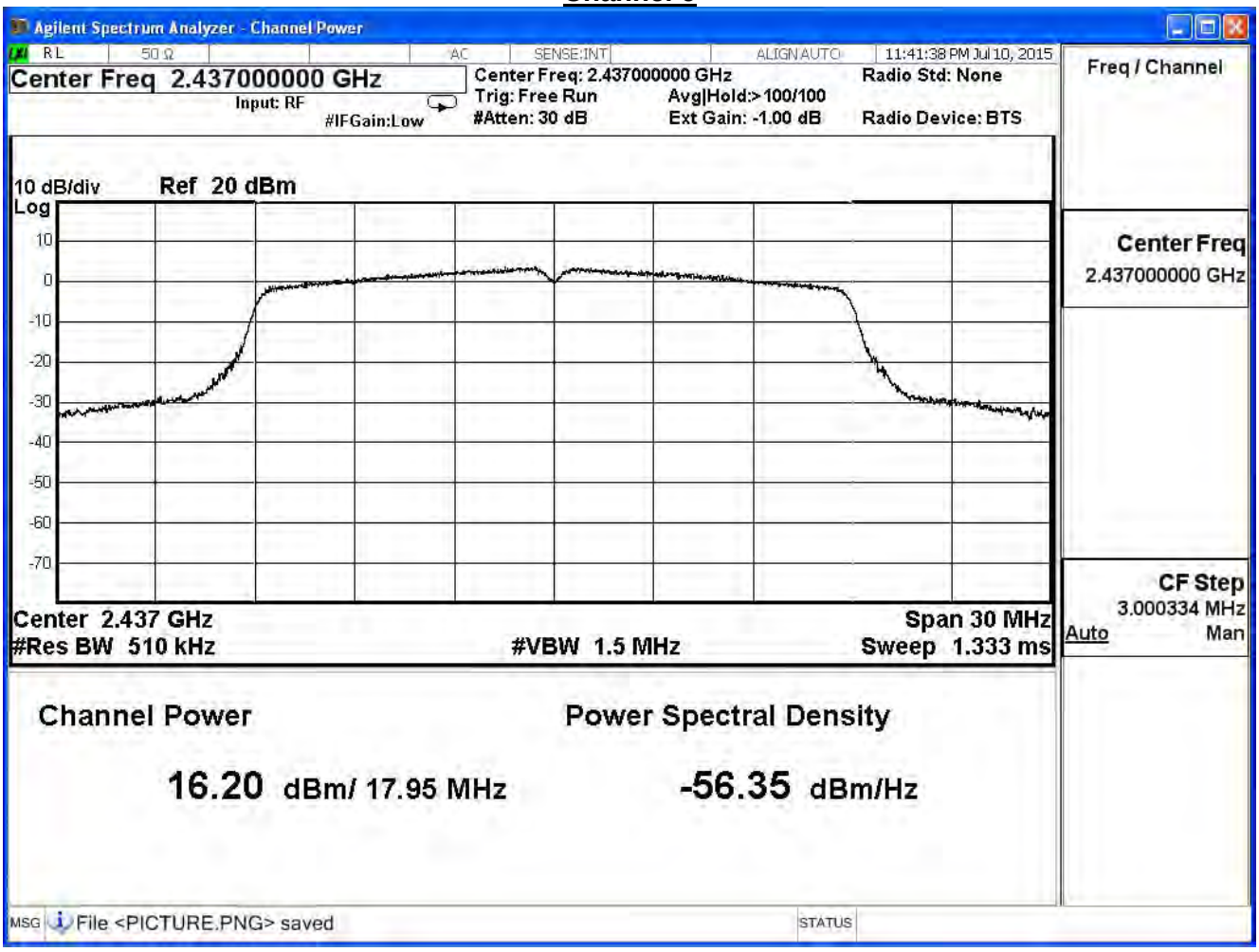
Agilent Spectrum Analyzer - Channel Power
RL
50 Ω
AC
SENSE:INT
ALIGN AUTO
11:41:38 PM Jul 10, 2015
Center Freq 2.437000000 GHz
Input: RF
#IFGain:Low
Center Freq: 2.437000000 GHz
Trig: Free Run
#Atten: 30 dB
Avg|Hold:>100/100
Ext Gain: -1.00 dB
Radio Std: None
Radio Device: BTS
Freq / Channel
10 dB/div
Ref 20 dBm
Log
10
0
-10
-20
-30
-40
-50
-60
-70
Center Freq
2.437000000 GHz
Center 2.437 GHz
#Res BW 510 kHz
#VBW 1.5 MHz
Span 30 MHz
Sweep 1.333 ms
CF Step
3.000334 MHz
Auto
Man
Channel Power
16.20 dBm/ 17.95 MHz
Power Spectral Density
-56.35 dBm/Hz
MSG
File <PICTURE.PNG> saved
STATUS

Channel 11

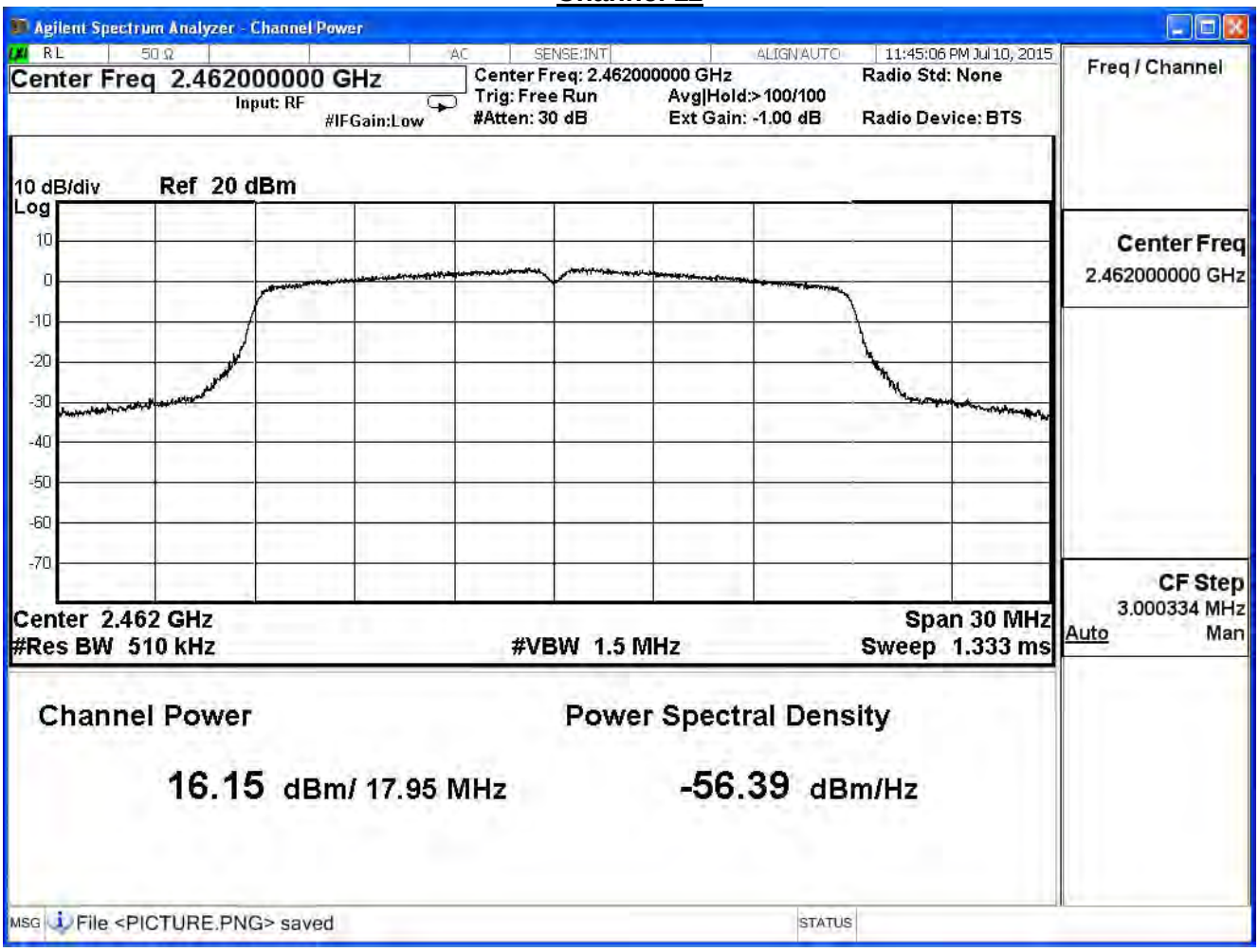
Agilent Spectrum Analyzer - Channel Power
RL
50 Ω
AC
SENSE:INT
ALIGN AUTO
11:45:06 PM Jul 10, 2015
Center Freq 2.462000000 GHz
Input: RF
#IFGain:Low
Center Freq: 2.462000000 GHz
Trig: Free Run
#Atten: 30 dB
Avg|Hold:>100/100
Ext Gain: -1.00 dB
Radio Std: None
Radio Device: BTS
Freq / Channel
10 dB/div
Ref 20 dBm
Log
10
0
-10
-20
-30
-40
-50
-60
-70
Center Freq
2.462000000 GHz
Center 2.462 GHz
#Res BW 510 kHz
#VBW 1.5 MHz
Span 30 MHz
Sweep 1.333 ms
CF Step
3.000334 MHz
Auto
Man
Channel Power
16.15 dBm/ 17.95 MHz
Power Spectral Density
-56.39 dBm/Hz
MSG
File <PICTURE.PNG> saved
STATUS

Product	Full HD Ultra-Wide View Wi-Fi Camera		
Test Item	Peak Power Output		
Test Mode	Mode 1: Transmitter		
Date of Test	2015/07/10	Test Site	SR7

IEEE 802.11n (40MHz), ANT 0

Channel No.	Frequency (MHz)	Measure Level (dBm)	Limit (dBm)	Result
3	2422	13.690	30	Pass
6	2437	15.190	30	Pass
9	2452	14.600	30	Pass

The worst emission of data rate is 13.5 Mbps.

Peak Power Output (dBm)										
MCS Index		0	1	2	3	4	5	6	7	Required Limit
Channel No	Frequency (MHz)	Data Rate								
		13.5	27	40.5	54	81	108	121.5	+135	
3	2422	13.69	--	--	--	--	--	--	--	30dBm
6	2437	15.19	15.09	14.99	14.73	14.53	14.29	14.17	14.05	30dBm
9	2452	14.60	--	--	--	--	--	--	--	30dBm

Note: Measure Level =Reading value + cable loss

Channel 3

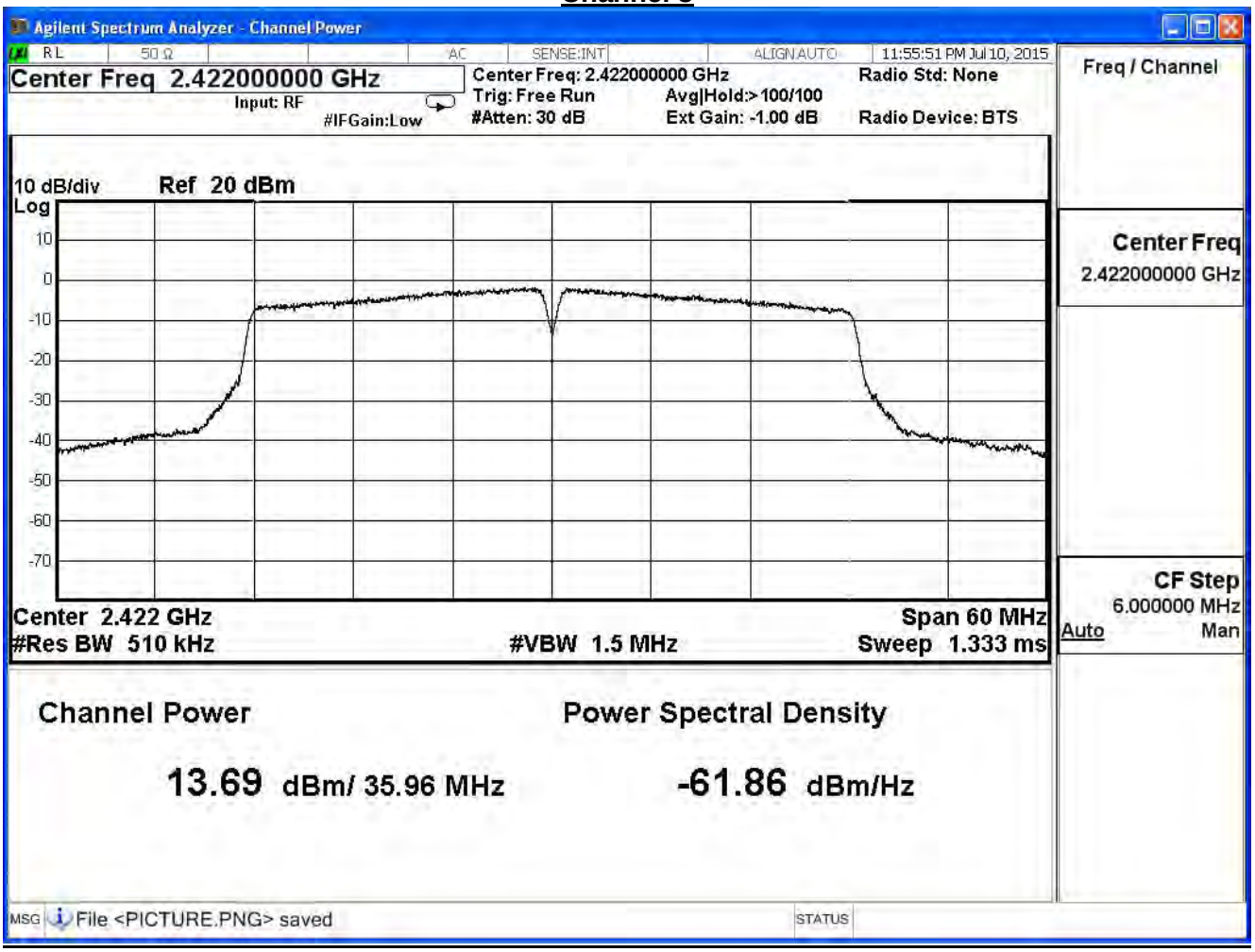
Agilent Spectrum Analyzer - Channel Power
RL
50 Ω
AC
SENSE:INT
ALIGN AUTO
11:55:51 PM Jul 10, 2015
Center Freq 2.422000000 GHz
Input: RF
#IFGain:Low
Center Freq: 2.422000000 GHz
Trig: Free Run
#Atten: 30 dB
Avg|Hold:>100/100
Ext Gain: -1.00 dB
Radio Std: None
Radio Device: BTS
Freq / Channel
10 dB/div
Log
Ref 20 dBm
10
0
-10
-20
-30
-40
-50
-60
-70
Center Freq
2.422000000 GHz
Center 2.422 GHz
#Res BW 510 kHz
#VBW 1.5 MHz
Span 60 MHz
Sweep 1.333 ms
CF Step
6.000000 MHz
Auto
Man
Channel Power
13.69 dBm/ 35.96 MHz
Power Spectral Density
-61.86 dBm/Hz
MSG
File <PICTURE.PNG> saved
STATUS

Channel 6

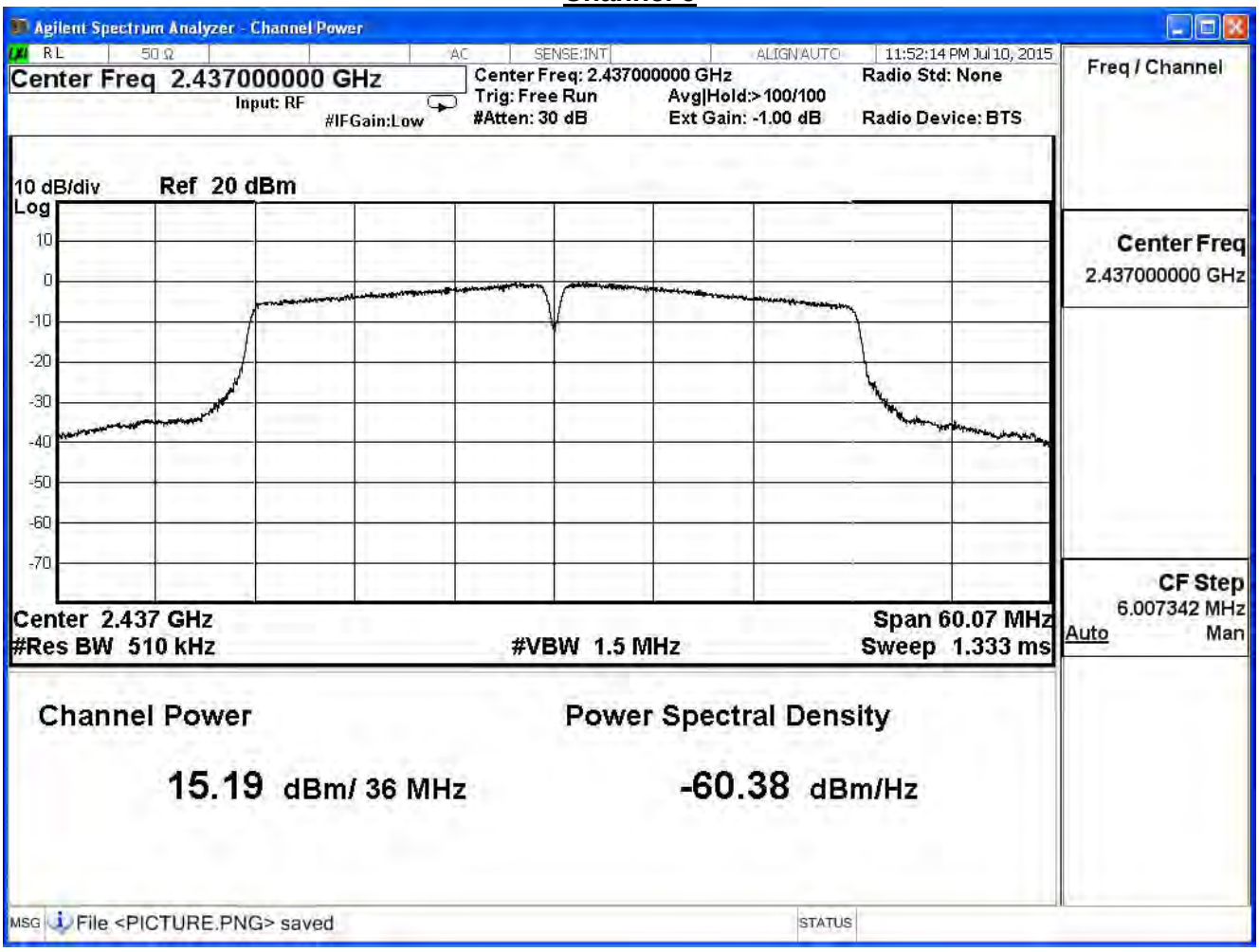
Agilent Spectrum Analyzer - Channel Power
RL 50 Ω AC SENSE:INT ALIGN AUTO 11:52:14 PM Jul 10, 2015
Center Freq 2.437000000 GHz
Input: RF
#IFGain:Low
Center Freq: 2.437000000 GHz
Trig: Free Run
#Atten: 30 dB
Avg|Hold:>100/100
Ext Gain: -1.00 dB
Radio Std: None
Radio Device: BTS
Freq / Channel
10 dB/div
Log
Ref 20 dBm
10
0
-10
-20
-30
-40
-50
-60
-70
Center Freq
2.437000000 GHz
CF Step
6.007342 MHz
Auto
Man
Center 2.437 GHz
#Res BW 510 kHz
#VBW 1.5 MHz
Span 60.07 MHz
Sweep 1.333 ms
Channel Power
15.19 dBm/ 36 MHz
Power Spectral Density
-60.38 dBm/Hz
MSG
File <PICTURE.PNG> saved
STATUS

Channel 9

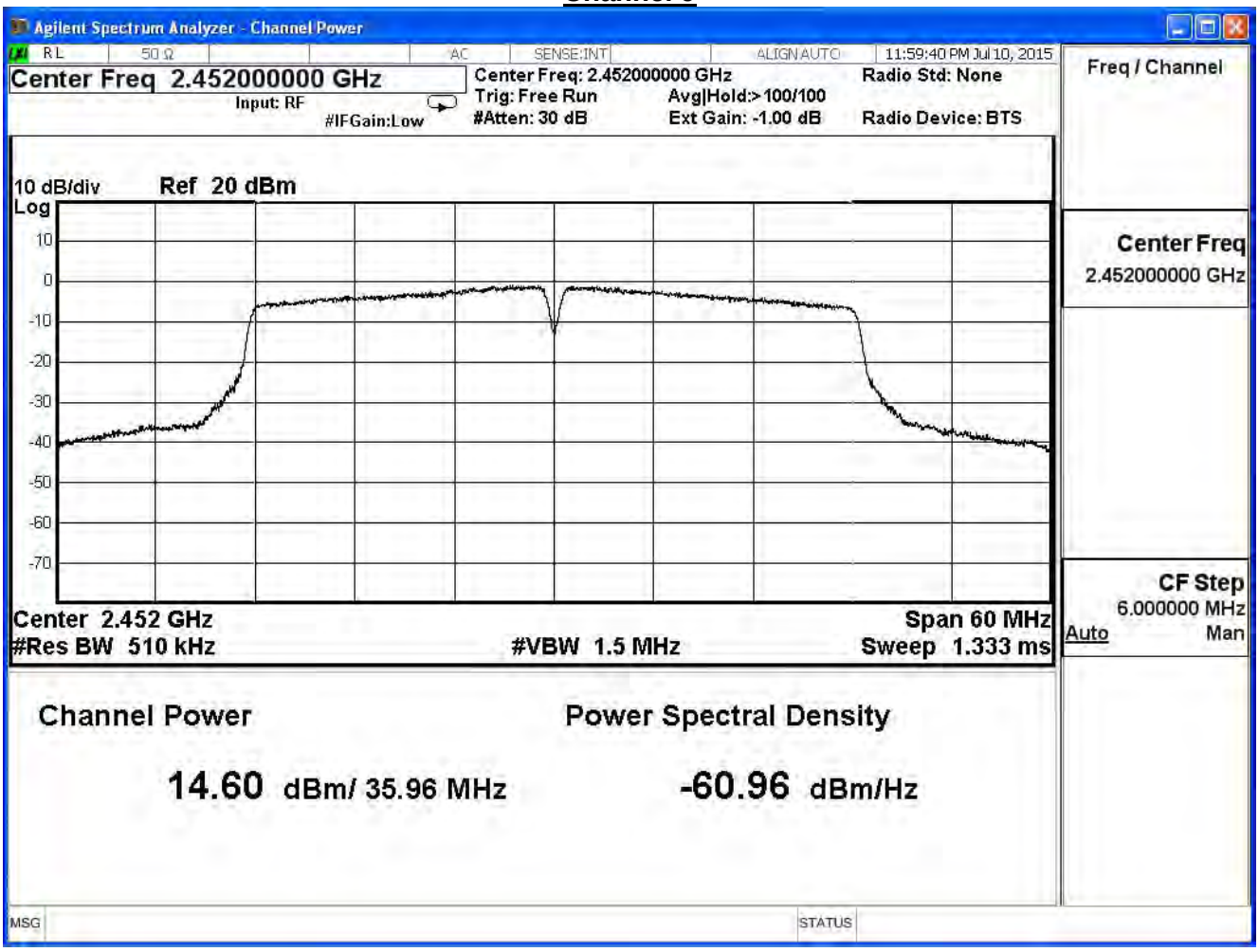
Agilent Spectrum Analyzer - Channel Power
RL
50 Ω
AC
SENSE:INT
ALIGN AUTO
11:59:40 PM Jul 10, 2015
Center Freq 2.452000000 GHz
Input: RF
#IFGain:Low
Center Freq: 2.452000000 GHz
Trig: Free Run
#Atten: 30 dB
Avg|Hold:>100/100
Ext Gain: -1.00 dB
Radio Std: None
Radio Device: BTS
Freq / Channel
10 dB/div
Ref 20 dBm
Log
10
0
-10
-20
-30
-40
-50
-60
-70
Center Freq
2.452000000 GHz
Center 2.452 GHz
#Res BW 510 kHz
#VBW 1.5 MHz
Span 60 MHz
Sweep 1.333 ms
CF Step
6.000000 MHz
Auto
Man
Channel Power
14.60 dBm/ 35.96 MHz
Power Spectral Density
-60.96 dBm/Hz
MSG
STATUS

4. Radiated Emission

4.1. Test Equipment

The following test equipments are used during the test:

Radiated Emission / CB1

Instrument	Manufacturer	Model No.	Serial No	Next Cal. Date
Bilog Antenna	SCHAFFNER	CBL6112B	2895(CB1)	2015/08/14
Double Ridged Guide Horn Antenna	SCHAFFNER	BBHA 9120	D743	2016/01/26
Pre-Amplifier	EMCI	EMC0031835	980233	2016/01/18
Pre-Amplifier	QuieTek	AP-025C	CHM-0706049	2016/01/18
Spectrum Analyzer	Agilent	E4440A	MY46187335	2016/01/07
k Type Cable	Huber Suhner	Sucoflex 102	25623/2	2016/01/26

Note: 1. All equipments that need to calibrate are with calibration period of 1 year.

4.2. Test Setup

Under 1GHz Test Setup:

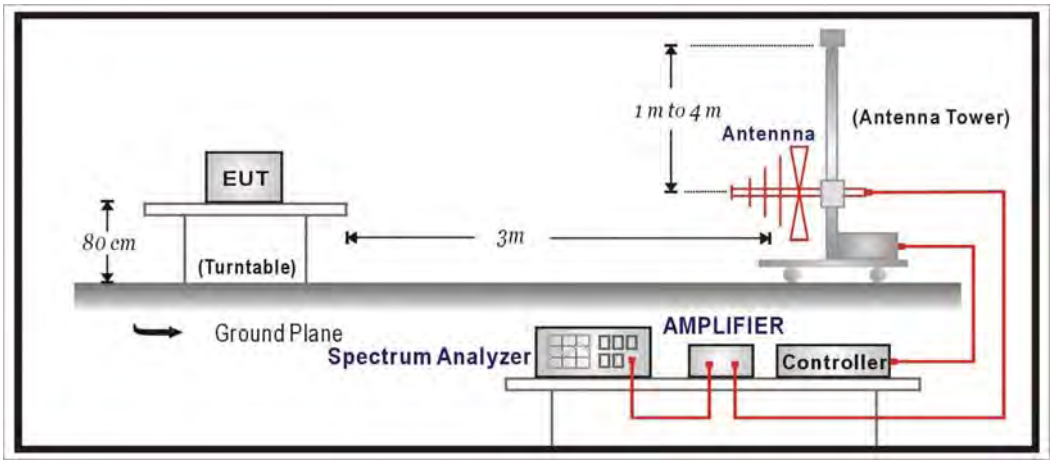

Above 1GHz Test Setup:

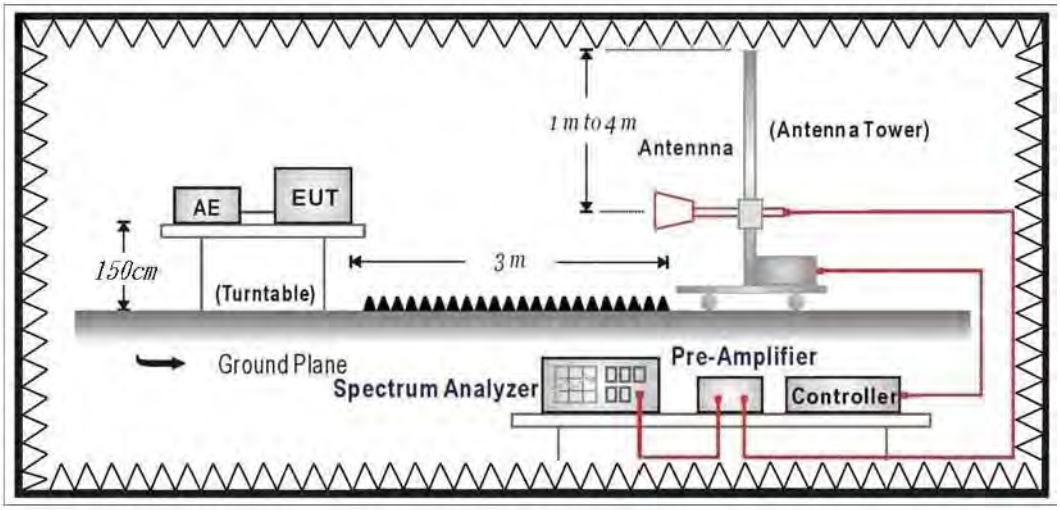

4.3. Limits

Emissions radiated outside of the specified frequency bands, except for harmonics, shall be attenuated by at least 20dB below the level of the fundamental or to the general radiated emission limits in paragraph 15.209, whichever is the lesser attenuation.

FCC Part 15 Subpart C Paragraph 15.209 Limits		
Frequency MHz	dBuV/m	dBuV/m
30-88	100	40
88-216	150	43.5
216-960	200	46
Above 960	500	54

Remarks: E field strength (dBuV/m) = 20 log E field strength (uV/m)

4.4. Test Procedure

The EUT was setup according to ANSI C63.10 and tested according to DTS test procedure of KDB558074 v03r02 for compliance to FCC 47CFR 15.247 requirements.
The EUT and its simulators are placed on a turn table which is 0.8 meter above ground(under 1GHz) or 1.5 meter above ground (above 1GHz). The turn table can rotate 360 degrees to determine the position of the maximum emission level.
The antenna can move up and down between 1 meter and 4 meters to find out the maximum emission level.
Both horizontal and vertical polarization of the antenna are set on measurement. In order to find the maximum emission, all of the interface cables must be manipulated according to ANSI C63.10 on radiated measurement.
On any frequency or frequencies below or equal to 1000 MHz, the limits shown are based on measuring equipment employing a quasi-peak detector function and on any frequency or frequencies above 1000 MHz the radiated limits shown are based upon the use of measurement instrumentation employing an average detector function. When average radiated emission measurement are included emission measurement below 1000 MHz, there also is a limit on the radio frequency emissions, as measured using instrumentation with a peak detector function, corresponding to 20 dB above the maximum permitted average limit.
The bandwidth below 1GHz setting on the field strength meter is 120 kHz and above 1GHz is 1MHz.

4.5. Test Specification

According to FCC Part 15 Subpart C Paragraph 15.247: 2014

4.6. Uncertainty

The measurement uncertainty
30MHz～1GHz as ±3.43dB
1GHz～26.5Ghz as ±3.65dB

4.7. Test Result

30MHz-1GHz Spurious

Site : CB1	**Time : 2015/07/10 – 00:30**
Limit : FCC_CLASS_B_03M_QP	**Margin : 6**
Probe : CB1_FCC_EFS_30-1G-2_1011 - HORIZONTAL	**Power : AC 120V/60Hz**
EUT : Full HD Ultra-Wide View Wi-Fi Camera	**Note : 802.11b_2437MHz**

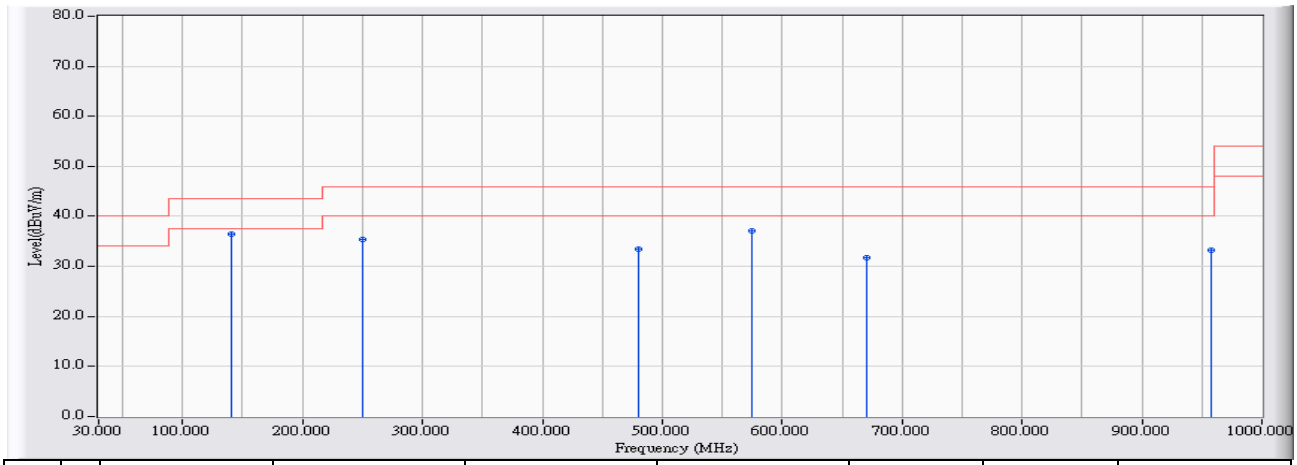

		Frequency (MHz)	Correct Factor (dB)	Reading Level (dBuV)	Measure Level (dBuV/m)	Margin (dB)	Limit (dBuV/m)	Detector Type
1	*	141.009	10.082	26.312	36.394	-7.106	43.500	QUASIPEAK
2		249.595	11.849	23.461	35.310	-10.690	46.000	QUASIPEAK
3		479.855	16.774	16.671	33.445	-12.555	46.000	QUASIPEAK
4		574.868	17.408	19.631	37.039	-8.961	46.000	QUASIPEAK
5		670.850	17.844	13.805	31.649	-14.351	46.000	QUASIPEAK
6		958.311	19.948	13.368	33.316	-12.684	46.000	QUASIPEAK

Note:

1. All Reading Levels are Quasi-Peak value.
2. " * ", means this data is the worst emission level.
3. Measurement Level = Reading Level + Correct Factor.

Site : CB1	**Time : 2015/07/10 - 00:35**
Limit : FCC_CLASS_B_03M_QP	**Margin : 6**
Probe : CB1_FCC_EFS_30-1G-2_1011 - VERTICAL	**Power : AC 120V/60Hz**
EUT : Full HD Ultra-Wide View Wi-Fi Camera	**Note : 802.11b_2437MHz**

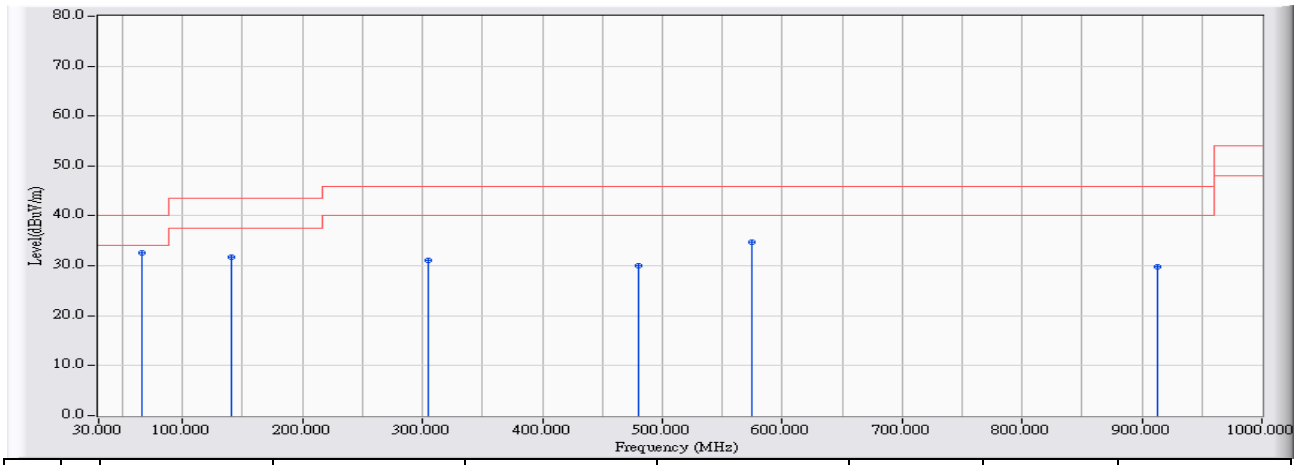

		Frequency (MHz)	Correct Factor (dB)	Reading Level (dBuV)	Measure Level (dBuV/m)	Margin (dB)	Limit (dBuV/m)	Detector Type
1	*	65.872	5.612	27.094	32.706	-7.294	40.000	QUASIPEAK
2		141.009	10.082	21.604	31.686	-11.814	43.500	QUASIPEAK
3		304.858	12.868	18.208	31.077	-14.923	46.000	QUASIPEAK
4		479.855	16.774	13.357	30.131	-15.869	46.000	QUASIPEAK
5		574.868	17.408	17.257	34.665	-11.335	46.000	QUASIPEAK
6		912.744	19.576	10.261	29.837	-16.163	46.000	QUASIPEAK

Note:

1. All Reading Levels are Quasi-Peak value.
2. " * ", means this data is the worst emission level.
3. Measurement Level = Reading Level + Correct Factor.

Site : CB1	**Time : 2015/07/10 - 01:53**
Limit : FCC_CLASS_B_03M_QP	**Margin : 6**
Probe : CB1_FCC_EFS_30-1G-2_1011 - HORIZONTAL	**Power : AC 120V/60Hz**
EUT : Full HD Ultra-Wide View Wi-Fi Camera	**Note : 802.11g_2437MHz**

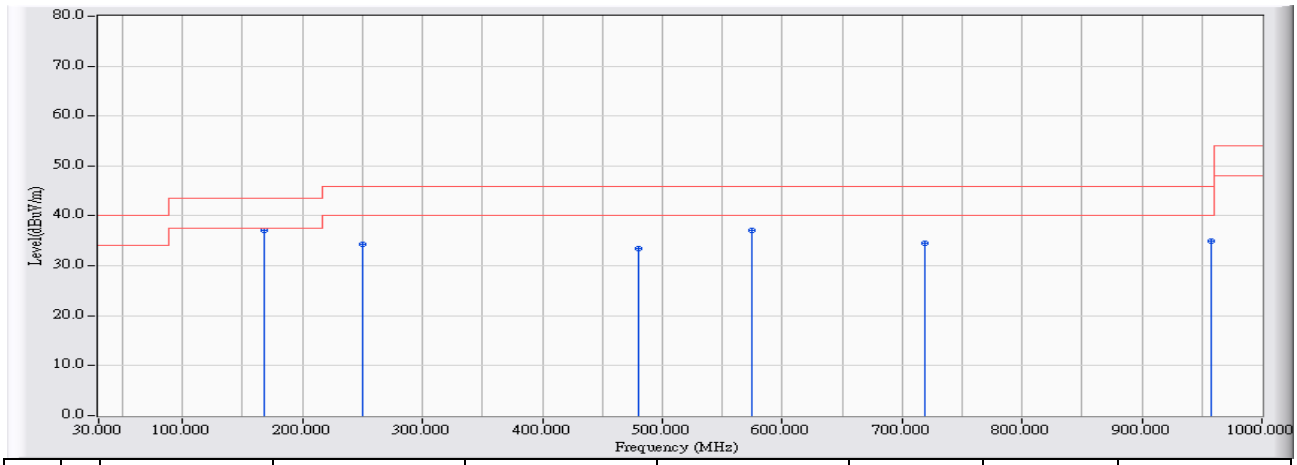

		Frequency (MHz)	Correct Factor (dB)	Reading Level (dBuV)	Measure Level (dBuV/m)	Margin (dB)	Limit (dBuV/m)	Detector Type
1	*	168.641	8.758	28.293	37.051	-6.449	43.500	QUASIPEAK
2		249.595	11.849	22.475	34.324	-11.676	46.000	QUASIPEAK
3		479.855	16.774	16.779	33.553	-12.447	46.000	QUASIPEAK
4		574.868	17.408	19.790	37.198	-8.802	46.000	QUASIPEAK
5		718.356	18.217	16.244	34.461	-11.539	46.000	QUASIPEAK
6		958.311	19.948	14.978	34.926	-11.074	46.000	QUASIPEAK

Note:

1. All Reading Levels are Quasi-Peak value.
2. " * ", means this data is the worst emission level.
3. Measurement Level = Reading Level + Correct Factor.

Site : CB1	**Time : 2015/07/10 – 00:40**
Limit : FCC_CLASS_B_03M_QP	**Margin : 6**
Probe : CB1_FCC_EFS_30-1G-2_1011 - VERTICAL	**Power : AC 120V/60Hz**
EUT : Full HD Ultra-Wide View Wi-Fi Camera	**Note : 802.11g_2437MHz**

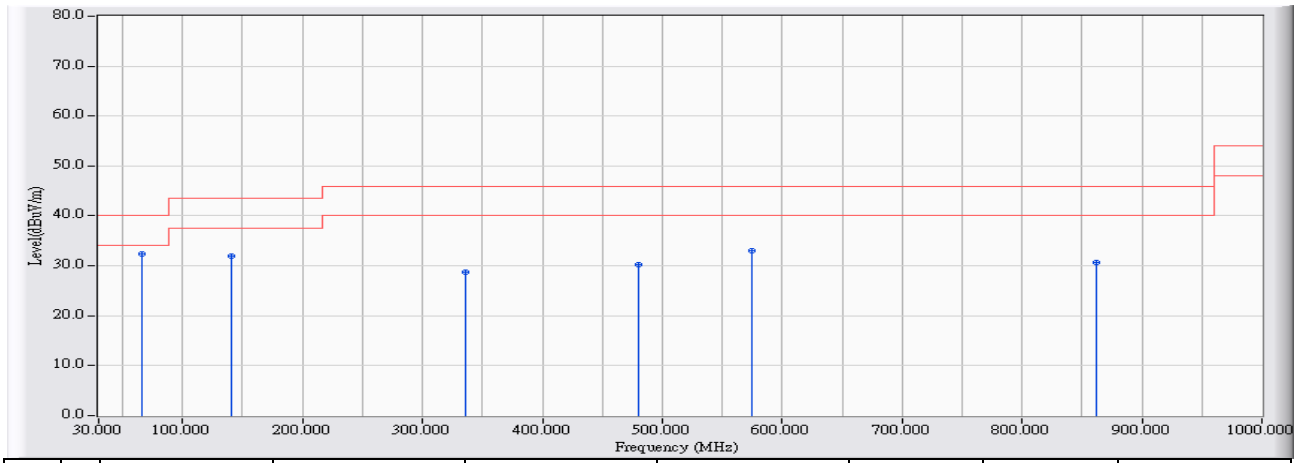

		Frequency (MHz)	Correct Factor (dB)	Reading Level (dBuV)	Measure Level (dBuV/m)	Margin (dB)	Limit (dBuV/m)	Detector Type
1	*	65.872	5.612	26.723	32.335	-7.665	40.000	QUASIPEAK
2		141.009	10.082	21.888	31.970	-11.530	43.500	QUASIPEAK
3		336.367	13.626	15.208	28.834	-17.166	46.000	QUASIPEAK
4		479.855	16.774	13.436	30.210	-15.790	46.000	QUASIPEAK
5		574.868	17.408	15.583	32.991	-13.009	46.000	QUASIPEAK
6		862.329	19.375	11.240	30.615	-15.385	46.000	QUASIPEAK

Note:

1. All Reading Levels are Quasi-Peak value.
2. " * ", means this data is the worst emission level.
3. Measurement Level = Reading Level + Correct Factor.

Site : CB1	**Time : 2015/07/10 – 00:50**
Limit : FCC_CLASS_B_03M_QP	**Margin : 6**
Probe : CB1_FCC_EFS_30-1G-2_1011 - HORIZONTAL	**Power : AC 120V/60Hz**
EUT : Full HD Ultra-Wide View Wi-Fi Camera	**Note : 802.11n20_2437MHz**

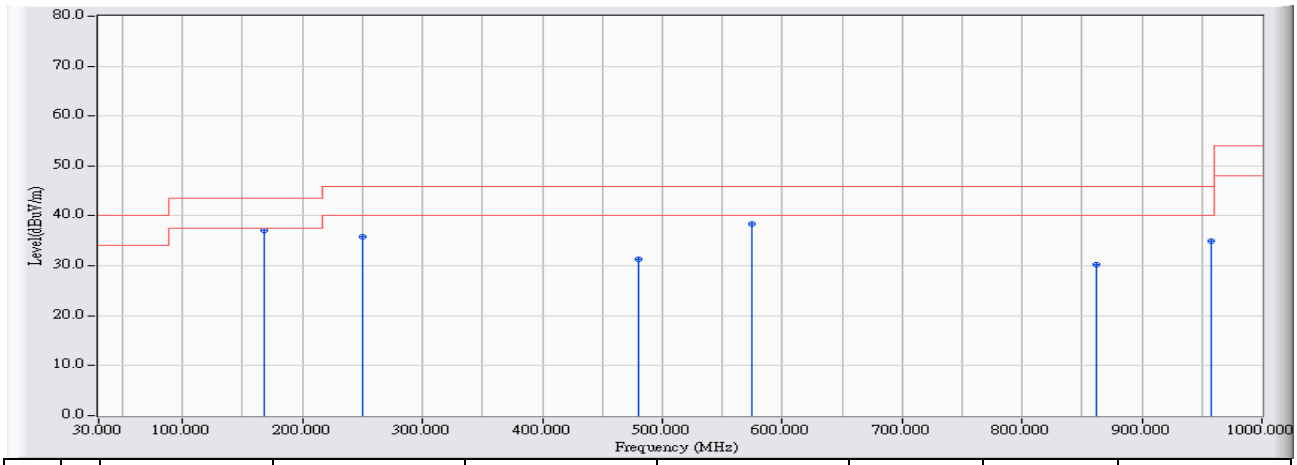

		Frequency (MHz)	Correct Factor (dB)	Reading Level (dBuV)	Measure Level (dBuV/m)	Margin (dB)	Limit (dBuV/m)	Detector Type
1	*	168.641	8.758	28.316	37.074	-6.426	43.500	QUASIPEAK
2		249.595	11.849	23.982	35.831	-10.169	46.000	QUASIPEAK
3		479.855	16.774	14.641	31.415	-14.585	46.000	QUASIPEAK
4		574.868	17.408	21.086	38.494	-7.506	46.000	QUASIPEAK
5		862.329	19.375	10.789	30.164	-15.836	46.000	QUASIPEAK
6		958.311	19.948	14.970	34.918	-11.082	46.000	QUASIPEAK

Note:

1. All Reading Levels are Quasi-Peak value.
2. " * ", means this data is the worst emission level.
3. Measurement Level = Reading Level + Correct Factor.

Site : CB1	**Time : 2015/07/10 - 00:55**
Limit : FCC_CLASS_B_03M_QP	**Margin : 6**
Probe : CB1_FCC_EFS_30-1G-2_1011 - VERTICAL	**Power : AC 120V/60Hz**
EUT : Full HD Ultra-Wide View Wi-Fi Camera	**Note : 802.11n20_2437MHz**

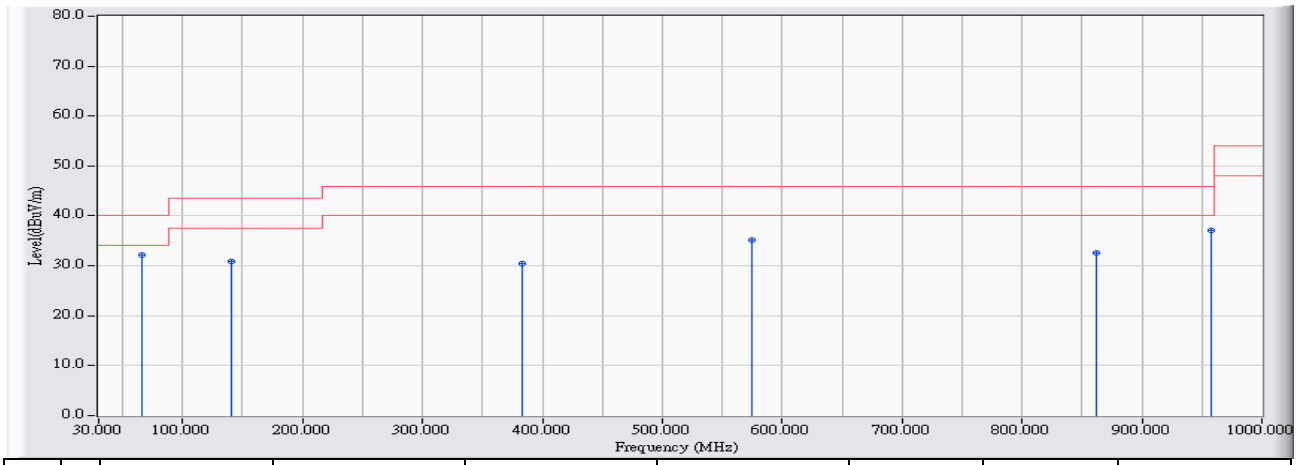

		Frequency (MHz)	Correct Factor (dB)	Reading Level (dBuV)	Measure Level (dBuV/m)	Margin (dB)	Limit (dBuV/m)	Detector Type
1	*	65.872	5.612	26.626	32.238	-7.762	40.000	QUASIPEAK
2		141.009	10.082	20.743	30.825	-12.675	43.500	QUASIPEAK
3		382.904	14.744	15.804	30.548	-15.452	46.000	QUASIPEAK
4		574.868	17.408	17.812	35.220	-10.780	46.000	QUASIPEAK
5		862.329	19.375	13.284	32.659	-13.341	46.000	QUASIPEAK
6		958.311	19.948	17.173	37.121	-8.879	46.000	QUASIPEAK

Note:

1. All Reading Levels are Quasi-Peak value.
2. “ * ”, means this data is the worst emission level.
3. Measurement Level = Reading Level + Correct Factor.

Site : CB1	**Time : 2015/07/10 - 01:00**
Limit : FCC_CLASS_B_03M_QP	**Margin : 6**
Probe : CB1_FCC_EFS_30-1G-2_1011 - HORIZONTAL	**Power : AC 120V/60Hz**
EUT : Full HD Ultra-Wide View Wi-Fi Camera	**Note : 802.11n40_2437MHz**

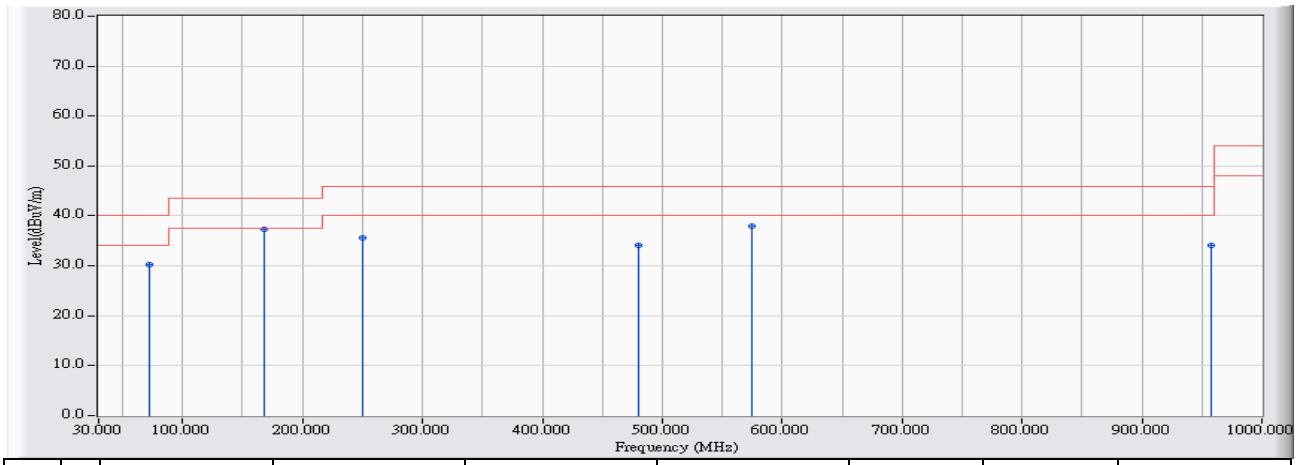

		Frequency (MHz)	Correct Factor (dB)	Reading Level (dBuV)	Measure Level (dBuV/m)	Margin (dB)	Limit (dBuV/m)	Detector Type
1		71.689	5.656	24.528	30.184	-9.816	40.000	QUASIPEAK
2	*	168.641	8.758	28.559	37.317	-6.183	43.500	QUASIPEAK
3		249.595	11.849	23.669	35.518	-10.482	46.000	QUASIPEAK
4		479.855	16.774	17.377	34.151	-11.849	46.000	QUASIPEAK
5		574.868	17.408	20.521	37.929	-8.071	46.000	QUASIPEAK
6		958.311	19.948	14.231	34.179	-11.821	46.000	QUASIPEAK

Note:

1. All Reading Levels are Quasi-Peak value.
2. “ * ”, means this data is the worst emission level.
3. Measurement Level = Reading Level + Correct Factor.

Site : CB1	**Time : 2015/07/10 - 01:05**
Limit : FCC_CLASS_B_03M_QP	**Margin : 6**
Probe : CB1_FCC_EFS_30-1G-2_1011 - VERTICAL	**Power : AC 120V/60Hz**
EUT : Full HD Ultra-Wide View Wi-Fi Camera	**Note : 802.11n40_2437MHz**

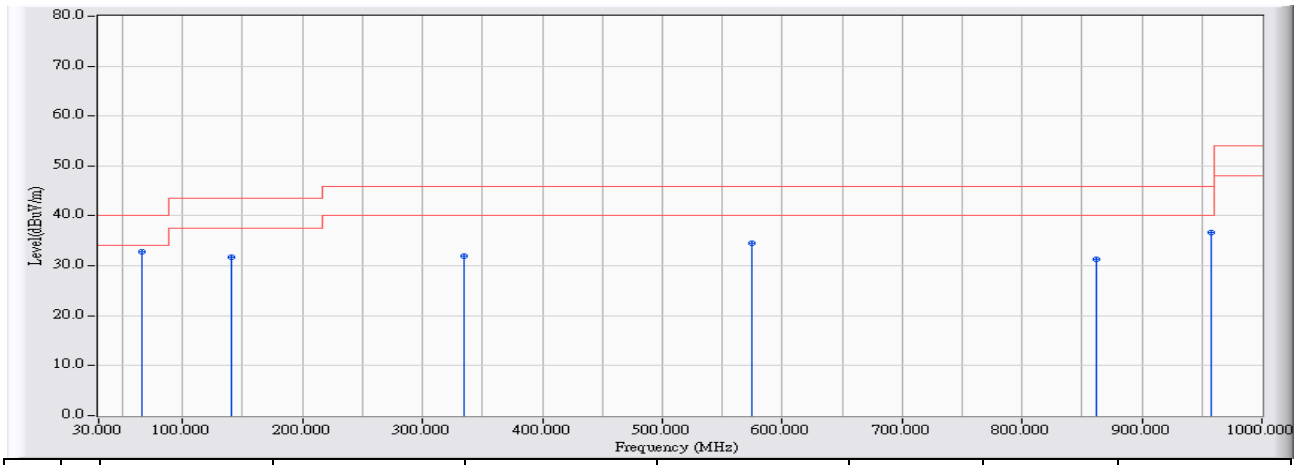

		Frequency (MHz)	Correct Factor (dB)	Reading Level (dBuV)	Measure Level (dBuV/m)	Margin (dB)	Limit (dBuV/m)	Detector Type
1	*	65.872	5.612	27.130	32.742	-7.258	40.000	QUASIPEAK
2		141.009	10.082	21.582	31.664	-11.836	43.500	QUASIPEAK
3		334.913	13.591	18.467	32.058	-13.942	46.000	QUASIPEAK
4		574.868	17.408	17.211	34.619	-11.381	46.000	QUASIPEAK
5		862.329	19.375	11.877	31.252	-14.748	46.000	QUASIPEAK
6		958.311	19.948	16.825	36.773	-9.227	46.000	QUASIPEAK

Note:

1. All Reading Levels are Quasi-Peak value.
2. " * ", means this data is the worst emission level.
3. Measurement Level = Reading Level + Correct Factor.

Above 1GHz Spurious

Site : CB1	**Time : 2015/07/09 - 19:13**
Limit : FCC_SpartC_15.247_H_03M_PK	**Margin : 6**
Probe : CB1_FCC_EFS_1-18G_H2 - HORIZONTAL	**Power : AC 120V/60Hz**
EUT : Full HD Ultra-Wide View Wi-Fi Camera	**Note : 802.11b_2412MHz**

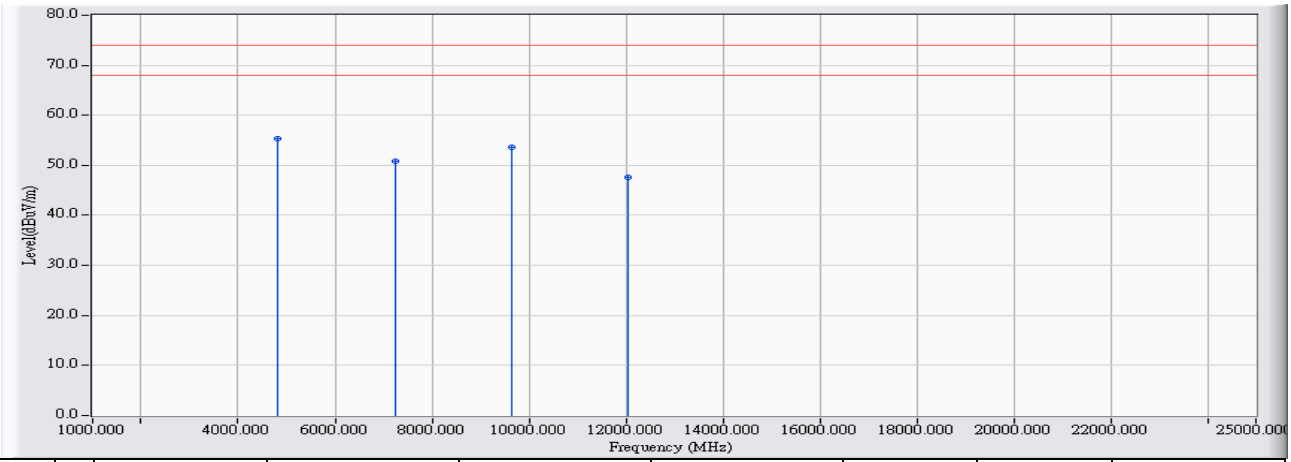

		Frequency (MHz)	Correct Factor (dB)	Reading Level (dBuV)	Measure Level (dBuV/m)	Margin (dB)	Limit (dBuV/m)	Detector Type
1	*	4823.990	-7.036	62.364	55.328	-18.672	74.000	PEAK
2		7236.920	-0.772	51.623	50.852	-23.148	74.000	PEAK
3		9648.180	5.031	48.689	53.720	-20.280	74.000	PEAK
4		12057.290	8.356	39.255	47.612	-26.388	74.000	PEAK

Note:

1. All readings above 1GHz are performed with peak and/or average measurements as necessary.
2. Peak measurements: RBW = 1MHz, VBW = 3 MHz, Sweep: Auto.
3. Average measurements: RBW = 1MHz, VBW = 10 Hz, Sweep: Auto.
4. “ * ”, means this data is the worst emission level.
5. Measurement Level = Reading Level + Correct Factor.
6. The average measurement was not performed when the peak measured data under the limit of average detection.
7. The Emission above 18GHz were not included is because their levels are too low.

Site : CB1	**Time : 2015/07/09 - 19:14**
Limit : FCC_SpartC_15.247_H_03M_AV	**Margin : 6**
Probe : CB1_FCC_EFS_1-18G_H2 - HORIZONTAL	**Power : AC 120V/60Hz**
EUT : Full HD Ultra-Wide View Wi-Fi Camera	**Note : 802.11b_2412MHz**

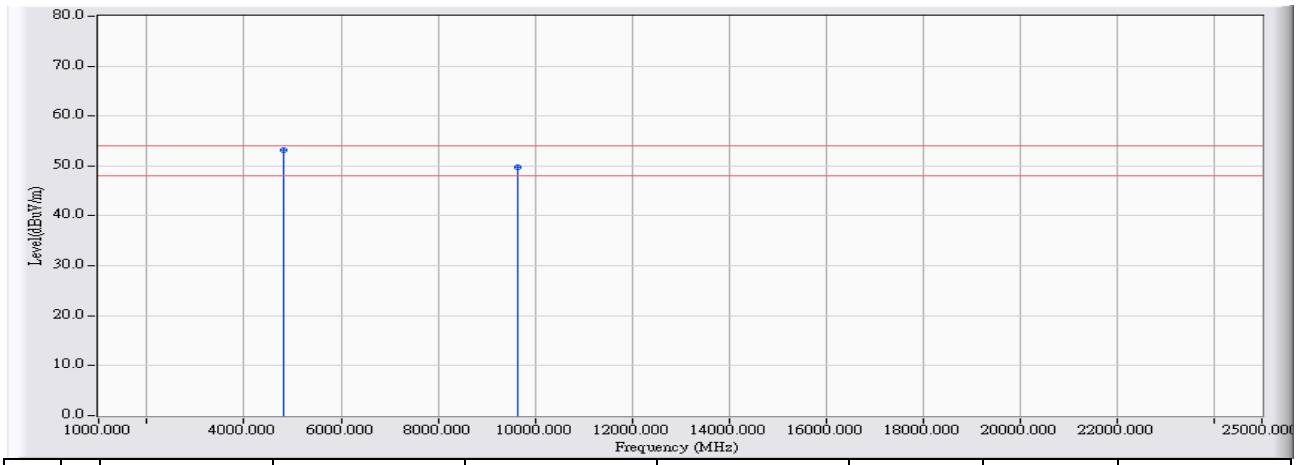

		Frequency (MHz)	Correct Factor (dB)	Reading Level (dBuV)	Measure Level (dBuV/m)	Margin (dB)	Limit (dBuV/m)	Detector Type
1	*	4824.040	-7.036	60.175	53.139	-0.861	54.000	AVERAGE
2		9648.090	5.031	44.737	49.768	-4.232	54.000	AVERAGE

Note:

1. All readings above 1GHz are performed with peak and/or average measurements as necessary.
2. Peak measurements: RBW = 1MHz, VBW = 3 MHz, Sweep: Auto.
3. Average measurements: RBW = 1MHz, VBW = 10 Hz, Sweep: Auto.
4. “ * ”, means this data is the worst emission level.
5. Measurement Level = Reading Level + Correct Factor.
6. The average measurement was not performed when the peak measured data under the limit of average detection.
7. The Emission above 18GHz were not included is because their levels are too low.

Site : CB1	**Time : 2015/07/09 - 19:32**
Limit : FCC_SpartC_15.247_H_03M_PK	**Margin : 6**
Probe : CB1_FCC_EFS_1-18G_H2 - VERTICAL	**Power : AC 120V/60Hz**
EUT : Full HD Ultra-Wide View Wi-Fi Camera	**Note : 802.11b_2412MHz**

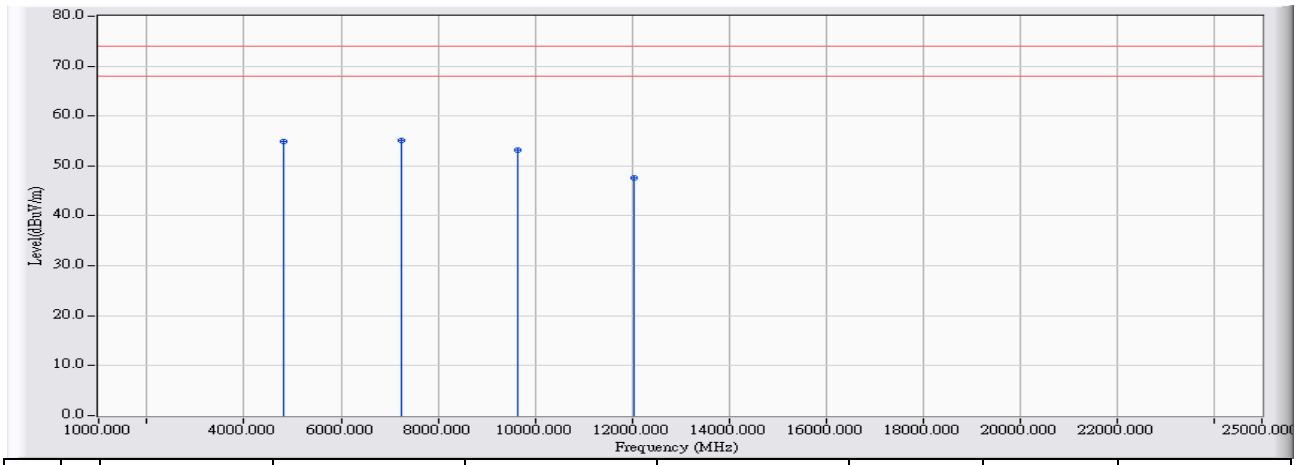

		Frequency (MHz)	Correct Factor (dB)	Reading Level (dBuV)	Measure Level (dBuV/m)	Margin (dB)	Limit (dBuV/m)	Detector Type
1		4824.000	-9.336	64.309	54.973	-19.027	74.000	PEAK
2	*	7237.020	0.180	54.998	55.178	-18.822	74.000	PEAK
3		9648.050	4.197	48.904	53.102	-20.898	74.000	PEAK
4		12058.060	8.103	39.474	47.577	-26.423	74.000	PEAK

Note:

1. All readings above 1GHz are performed with peak and/or average measurements as necessary.
2. Peak measurements: RBW = 1MHz, VBW = 3 MHz, Sweep: Auto.
3. Average measurements: RBW = 1MHz, VBW = 10 Hz, Sweep: Auto.
4. “ * ”, means this data is the worst emission level.
5. Measurement Level = Reading Level + Correct Factor.
6. The average measurement was not performed when the peak measured data under the limit of average detection.
7. The Emission above 18GHz were not included is because their levels are too low.

Site : CB1	**Time : 2015/07/09 - 19:34**
Limit : FCC_SpartC_15.247_H_03M_AV	**Margin : 6**
Probe : CB1_FCC_EFS_1-18G_H2 - VERTICAL	**Power : AC 120V/60Hz**
EUT : Full HD Ultra-Wide View Wi-Fi Camera	**Note : 802.11b_2412MHz**

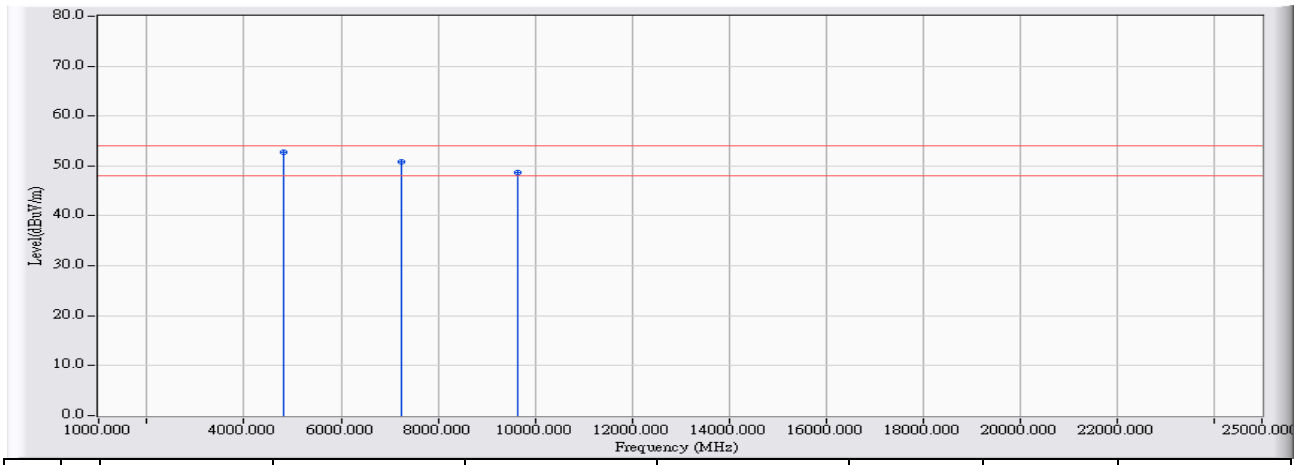

		Frequency (MHz)	Correct Factor (dB)	Reading Level (dBuV)	Measure Level (dBuV/m)	Margin (dB)	Limit (dBuV/m)	Detector Type
1	*	4824.000	-9.336	62.163	52.827	-1.173	54.000	AVERAGE
2		7235.220	0.176	50.650	50.825	-3.175	54.000	AVERAGE
3		9648.000	4.197	44.583	48.780	-5.220	54.000	AVERAGE

Note:

1. All readings above 1GHz are performed with peak and/or average measurements as necessary.
2. Peak measurements: RBW = 1MHz, VBW = 3 MHz, Sweep: Auto.
3. Average measurements: RBW = 1MHz, VBW = 10 Hz, Sweep: Auto.
4. “ * ”, means this data is the worst emission level.
5. Measurement Level = Reading Level + Correct Factor.
6. The average measurement was not performed when the peak measured data under the limit of average detection.
7. The Emission above 18GHz were not included is because their levels are too low.

Site : CB1	**Time : 2015/07/09 - 19:40**
Limit : FCC_SpartC_15.247_H_03M_PK	**Margin : 6**
Probe : CB1_FCC_EFS_1-18G_H2 - HORIZONTAL	**Power : AC 120V/60Hz**
EUT : Full HD Ultra-Wide View Wi-Fi Camera	**Note : 802.11b_2437MHz**

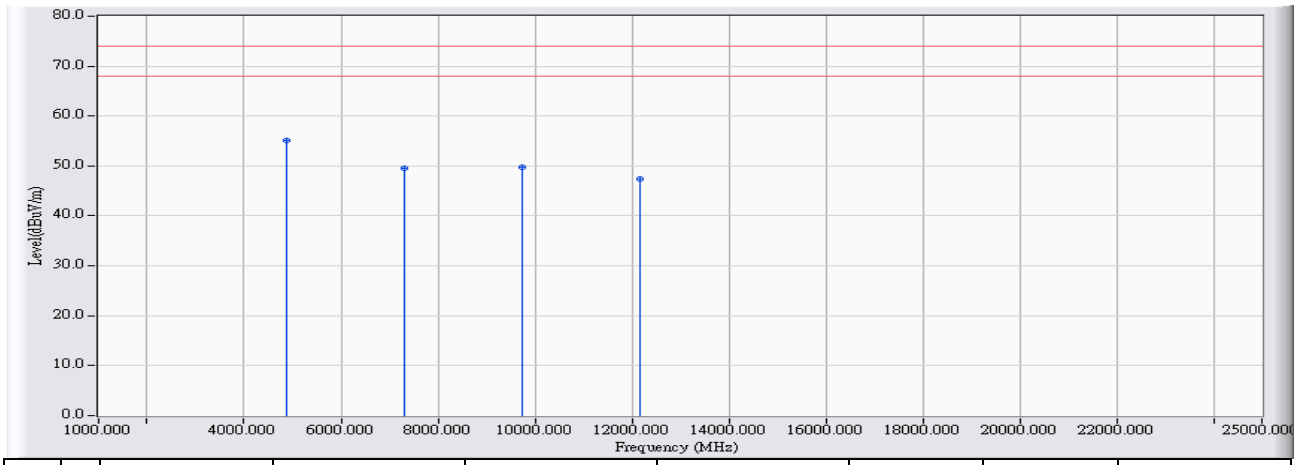

		Frequency (MHz)	Correct Factor (dB)	Reading Level (dBuV)	Measure Level (dBuV/m)	Margin (dB)	Limit (dBuV/m)	Detector Type
1	*	4873.850	-6.975	62.169	55.194	-18.806	74.000	PEAK
2		7311.930	-0.602	50.130	49.528	-24.472	74.000	PEAK
3		9748.030	5.440	44.294	49.734	-24.266	74.000	PEAK
4		12158.900	8.363	39.107	47.470	-26.530	74.000	PEAK

Note:

1. All readings above 1GHz are performed with peak and/or average measurements as necessary.
2. Peak measurements: RBW = 1MHz, VBW = 3 MHz, Sweep: Auto.
3. Average measurements: RBW = 1MHz, VBW = 10 Hz, Sweep: Auto.
4. “ * ”, means this data is the worst emission level.
5. Measurement Level = Reading Level + Correct Factor.
6. The average measurement was not performed when the peak measured data under the limit of average detection.
7. The Emission above 18GHz were not included is because their levels are too low.

Site : CB1	**Time : 2015/07/09 - 19:46**
Limit : FCC_SpartC_15.247_H_03M_AV	**Margin : 6**
Probe : CB1_FCC_EFS_1-18G_H2 - HORIZONTAL	**Power : AC 120V/60Hz**
EUT : Full HD Ultra-Wide View Wi-Fi Camera	**Note : 802.11b_2437MHz**

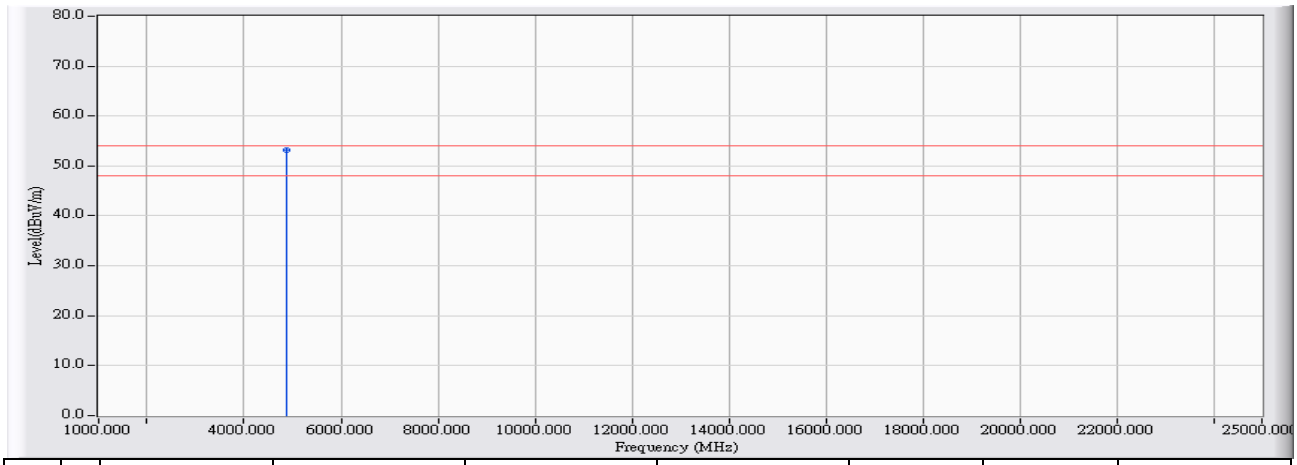

		Frequency (MHz)	Correct Factor (dB)	Reading Level (dBuV)	Measure Level (dBuV/m)	Margin (dB)	Limit (dBuV/m)	Detector Type
1	*	4874.030	-6.975	60.222	53.247	-0.753	54.000	AVERAGE

Note:

1. All readings above 1GHz are performed with peak and/or average measurements as necessary.
2. Peak measurements: RBW = 1MHz, VBW = 3 MHz, Sweep: Auto.
3. Average measurements: RBW = 1MHz, VBW = 10 Hz, Sweep: Auto.
4. “ * ”, means this data is the worst emission level.
5. Measurement Level = Reading Level + Correct Factor.
6. The average measurement was not performed when the peak measured data under the limit of average detection.
7. The Emission above 18GHz were not included is because their levels are too low.

Site : CB1	**Time : 2015/07/09 - 19:52**
Limit : FCC_SpartC_15.247_H_03M_PK	**Margin : 6**
Probe : CB1_FCC_EFS_1-18G_H2 - VERTICAL	**Power : AC 120V/60Hz**
EUT : Full HD Ultra-Wide View Wi-Fi Camera	**Note : 802.11b_2437MHz**

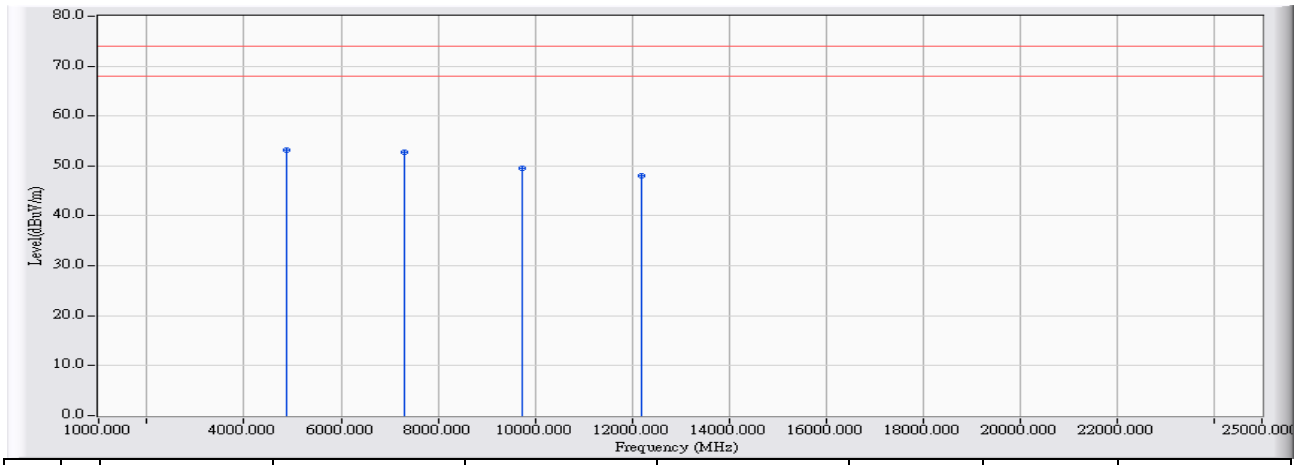

		Frequency (MHz)	Correct Factor (dB)	Reading Level (dBuV)	Measure Level (dBuV/m)	Margin (dB)	Limit (dBuV/m)	Detector Type
1	*	4873.910	-9.071	62.314	53.243	-20.757	74.000	PEAK
2		7311.900	0.376	52.311	52.687	-21.313	74.000	PEAK
3		9747.910	4.652	44.879	49.530	-24.470	74.000	PEAK
4		12187.010	8.016	39.938	47.955	-26.045	74.000	PEAK

Note:

1. All readings above 1GHz are performed with peak and/or average measurements as necessary.
2. Peak measurements: RBW = 1MHz, VBW = 3 MHz, Sweep: Auto.
3. Average measurements: RBW = 1MHz, VBW = 10 Hz, Sweep: Auto.
4. “ * ”, means this data is the worst emission level.
5. Measurement Level = Reading Level + Correct Factor.
6. The average measurement was not performed when the peak measured data under the limit of average detection.
7. The Emission above 18GHz were not included is because their levels are too low.

Site : CB1	**Time : 2015/07/09 - 19:54**
Limit : FCC_SpartC_15.247_H_03M_AV	**Margin : 6**
Probe : CB1_FCC_EFS_1-18G_H2 - VERTICAL	**Power : AC 120V/60Hz**
EUT : Full HD Ultra-Wide View Wi-Fi Camera	**Note : 802.11b_2437MHz**

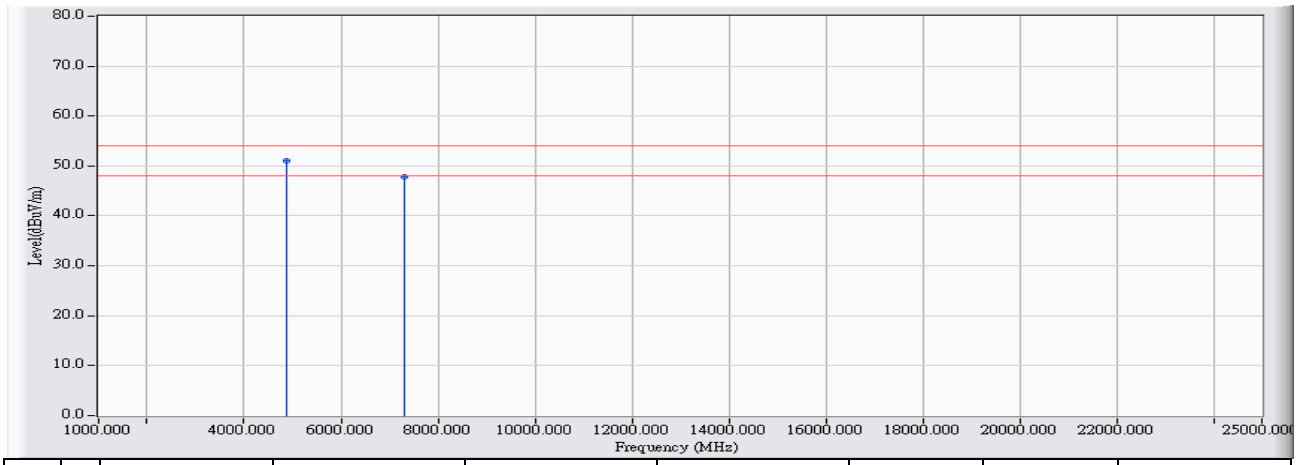

		Frequency (MHz)	Correct Factor (dB)	Reading Level (dBuV)	Measure Level (dBuV/m)	Margin (dB)	Limit (dBuV/m)	Detector Type
1	*	4874.090	-9.070	60.144	51.074	-2.926	54.000	AVERAGE
2		7310.250	0.371	47.410	47.782	-6.218	54.000	AVERAGE

Note:

1. All readings above 1GHz are performed with peak and/or average measurements as necessary.
2. Peak measurements: RBW = 1MHz, VBW = 3 MHz, Sweep: Auto.
3. Average measurements: RBW = 1MHz, VBW = 10 Hz, Sweep: Auto.
4. “ * ”, means this data is the worst emission level.
5. Measurement Level = Reading Level + Correct Factor.
6. The average measurement was not performed when the peak measured data under the limit of average detection.
7. The Emission above 18GHz were not included is because their levels are too low.

Site : CB1	**Time : 2015/07/09 – 20:07**
Limit : FCC_SpartC_15.247_H_03M_PK	**Margin : 6**
Probe : CB1_FCC_EFS_1-18G_H2 - HORIZONTAL	**Power : AC 120V/60Hz**
EUT : Full HD Ultra-Wide View Wi-Fi Camera	**Note : 802.11b_2462MHz**

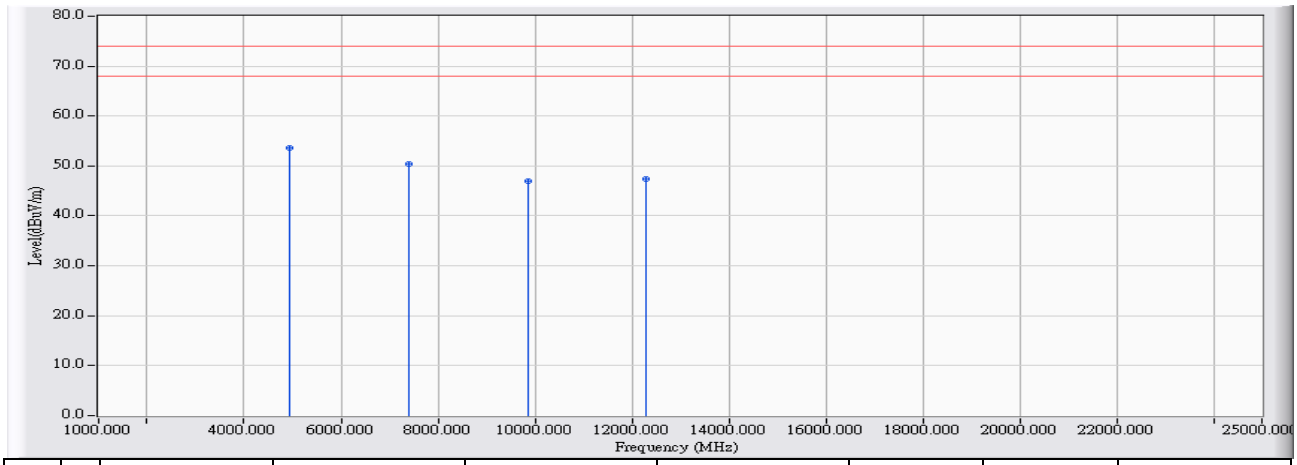

		Frequency (MHz)	Correct Factor (dB)	Reading Level (dBuV)	Measure Level (dBuV/m)	Margin (dB)	Limit (dBuV/m)	Detector Type
1	*	4923.880	-6.913	60.531	53.618	-20.382	74.000	PEAK
2		7385.040	-0.435	50.854	50.419	-23.581	74.000	PEAK
3		9847.580	5.832	41.082	46.913	-27.087	74.000	PEAK
4		12300.870	8.346	39.160	47.506	-26.494	74.000	PEAK

Note:

1. All readings above 1GHz are performed with peak and/or average measurements as necessary.
2. Peak measurements: RBW = 1MHz, VBW = 3 MHz, Sweep: Auto.
3. Average measurements: RBW = 1MHz, VBW = 10 Hz, Sweep: Auto.
4. “ * ”, means this data is the worst emission level.
5. Measurement Level = Reading Level + Correct Factor.
6. The average measurement was not performed when the peak measured data under the limit of average detection.
7. The Emission above 18GHz were not included is because their levels are too low.

Site : CB1	**Time : 2015/07/09 - 20:08**
Limit : FCC_SpartC_15.247_H_03M_AV	**Margin : 6**
Probe : CB1_FCC_EFS_1-18G_H2 - HORIZONTAL	**Power : AC 120V/60Hz**
EUT : Full HD Ultra-Wide View Wi-Fi Camera	**Note : 802.11b_2462MHz**

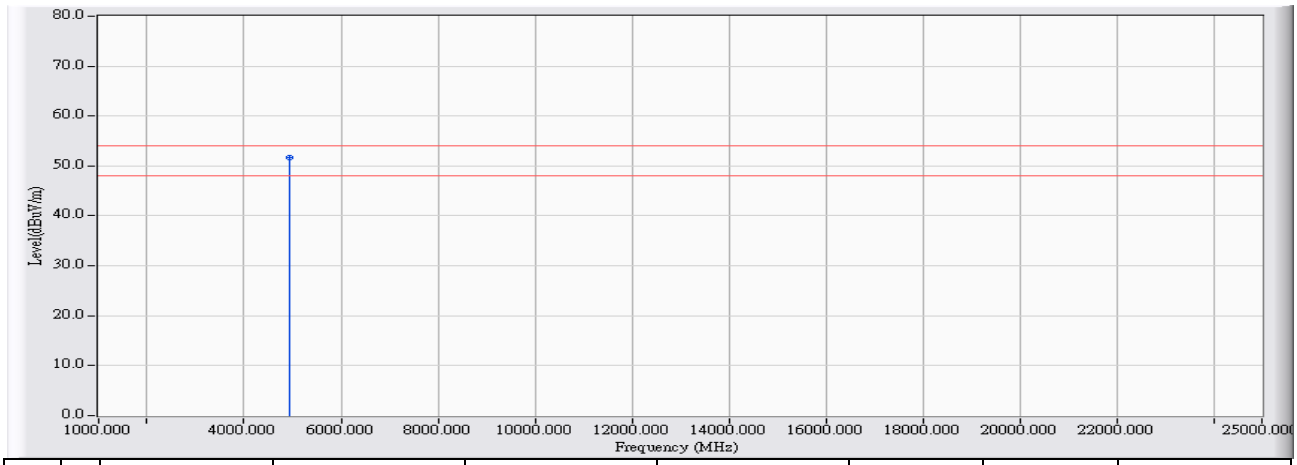

		Frequency (MHz)	Correct Factor (dB)	Reading Level (dBuV)	Measure Level (dBuV/m)	Margin (dB)	Limit (dBuV/m)	Detector Type
1	*	4924.090	-6.913	58.610	51.697	-2.303	54.000	AVERAGE

Note:

1. All readings above 1GHz are performed with peak and/or average measurements as necessary.
2. Peak measurements: RBW = 1MHz, VBW = 3 MHz, Sweep: Auto.
3. Average measurements: RBW = 1MHz, VBW = 10 Hz, Sweep: Auto.
4. “ * ”, means this data is the worst emission level.
5. Measurement Level = Reading Level + Correct Factor.
6. The average measurement was not performed when the peak measured data under the limit of average detection.
7. The Emission above 18GHz were not included is because their levels are too low.

Site : CB1	**Time : 2015/07/09 - 20:14**
Limit : FCC_SpartC_15.247_H_03M_PK	**Margin : 6**
Probe : CB1_FCC_EFS_1-18G_H2 - VERTICAL	**Power : AC 120V/60Hz**
EUT : Full HD Ultra-Wide View Wi-Fi Camera	**Note : 802.11b_2462MHz**

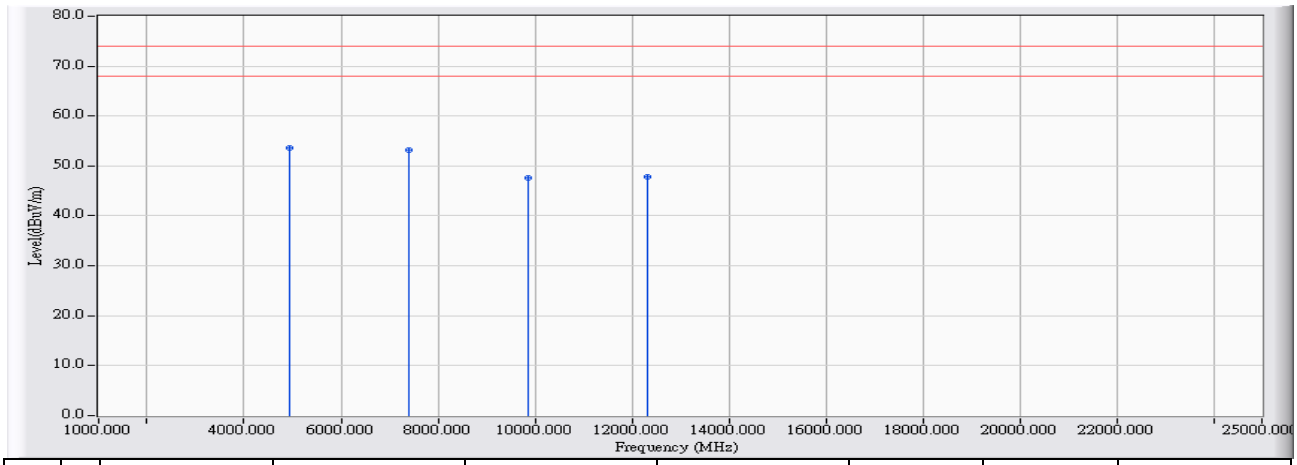

		Frequency (MHz)	Correct Factor (dB)	Reading Level (dBuV)	Measure Level (dBuV/m)	Margin (dB)	Limit (dBuV/m)	Detector Type
1	*	4924.060	-8.804	62.489	53.684	-20.316	74.000	PEAK
2		7385.130	0.572	52.617	53.189	-20.811	74.000	PEAK
3		9848.090	5.091	42.520	47.611	-26.389	74.000	PEAK
4		12320.980	7.896	40.018	47.914	-26.086	74.000	PEAK

Note:

1. All readings above 1GHz are performed with peak and/or average measurements as necessary.
2. Peak measurements: RBW = 1MHz, VBW = 3 MHz, Sweep: Auto.
3. Average measurements: RBW = 1MHz, VBW = 10 Hz, Sweep: Auto.
4. “ * ”, means this data is the worst emission level.
5. Measurement Level = Reading Level + Correct Factor.
6. The average measurement was not performed when the peak measured data under the limit of average detection.
7. The Emission above 18GHz were not included is because their levels are too low.

Site : CB1	**Time : 2015/07/09 - 20:16**
Limit : FCC_SpartC_15.247_H_03M_AV	**Margin : 6**
Probe : CB1_FCC_EFS_1-18G_H2 - VERTICAL	**Power : AC 120V/60Hz**
EUT : Full HD Ultra-Wide View Wi-Fi Camera	**Note : 802.11b_2462MHz**

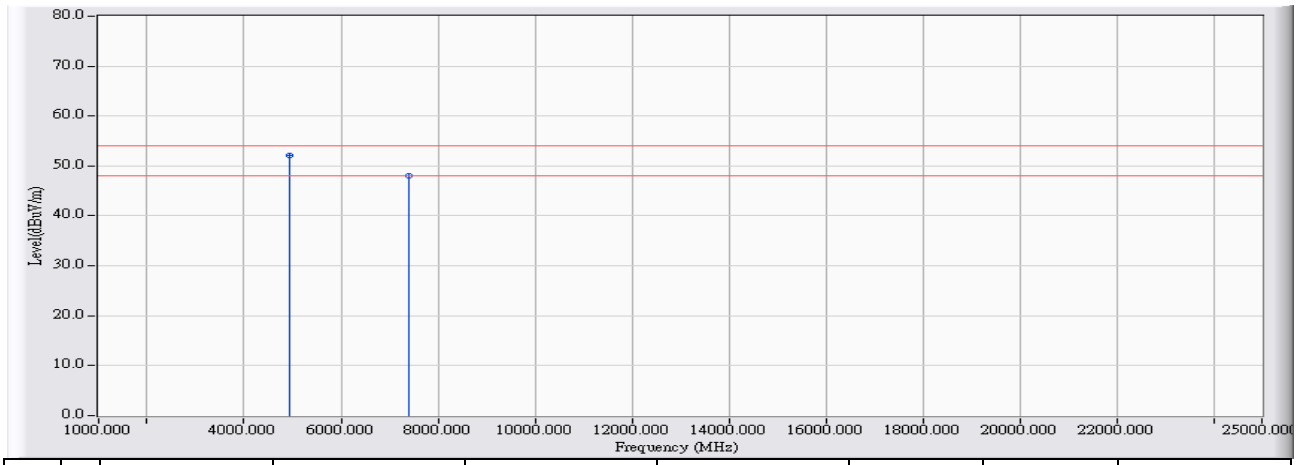

		Frequency (MHz)	Correct Factor (dB)	Reading Level (dBuV)	Measure Level (dBuV/m)	Margin (dB)	Limit (dBuV/m)	Detector Type
1	*	4924.090	-8.804	60.927	52.123	-1.877	54.000	AVERAGE
2		7385.250	0.573	47.424	47.996	-6.004	54.000	AVERAGE

Note:

1. All readings above 1GHz are performed with peak and/or average measurements as necessary.
2. Peak measurements: RBW = 1MHz, VBW = 3 MHz, Sweep: Auto.
3. Average measurements: RBW = 1MHz, VBW = 10 Hz, Sweep: Auto.
4. “ * ”, means this data is the worst emission level.
5. Measurement Level = Reading Level + Correct Factor.
6. The average measurement was not performed when the peak measured data under the limit of average detection.
7. The Emission above 18GHz were not included is because their levels are too low.

Site : CB1	**Time : 2015/07/09 - 20:21**
Limit : FCC_SpartC_15.247_H_03M_PK	**Margin : 6**
Probe : CB1_FCC_EFS_1-18G_H2 - HORIZONTAL	**Power : AC 120V/60Hz**
EUT : Full HD Ultra-Wide View Wi-Fi Camera	**Note : 802.11g_2412MHz**

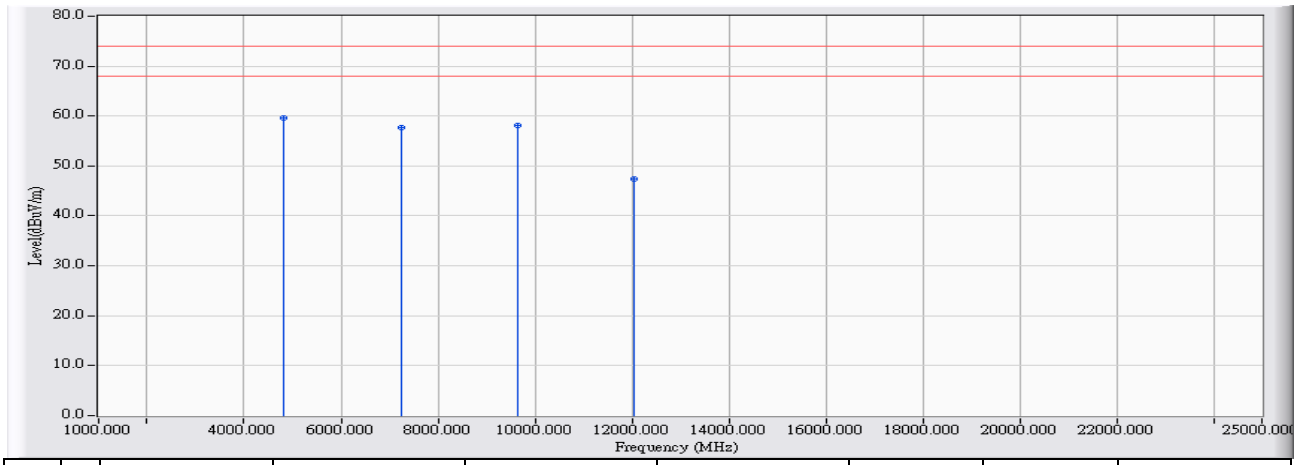

		Frequency (MHz)	Correct Factor (dB)	Reading Level (dBuV)	Measure Level (dBuV/m)	Margin (dB)	Limit (dBuV/m)	Detector Type
1	*	4820.420	-7.041	66.653	59.612	-14.388	74.000	PEAK
2		7235.020	-0.775	58.456	57.681	-16.319	74.000	PEAK
3		9648.150	5.031	53.181	58.212	-15.788	74.000	PEAK
4		12038.220	8.355	38.966	47.320	-26.680	74.000	PEAK

Note:

1. All readings above 1GHz are performed with peak and/or average measurements as necessary.
2. Peak measurements: RBW = 1MHz, VBW = 3 MHz, Sweep: Auto.
3. Average measurements: RBW = 1MHz, VBW = 10 Hz, Sweep: Auto.
4. “ * ”, means this data is the worst emission level.
5. Measurement Level = Reading Level + Correct Factor.
6. The average measurement was not performed when the peak measured data under the limit of average detection.
7. The Emission above 18GHz were not included is because their levels are too low.

Site : CB1	**Time : 2015/07/09 - 20:23**
Limit : FCC_SpartC_15.247_H_03M_AV	**Margin : 6**
Probe : CB1_FCC_EFS_1-18G_H2 - HORIZONTAL	**Power : AC 120V/60Hz**
EUT : Full HD Ultra-Wide View Wi-Fi Camera	**Note : 802.11g_2412MHz**

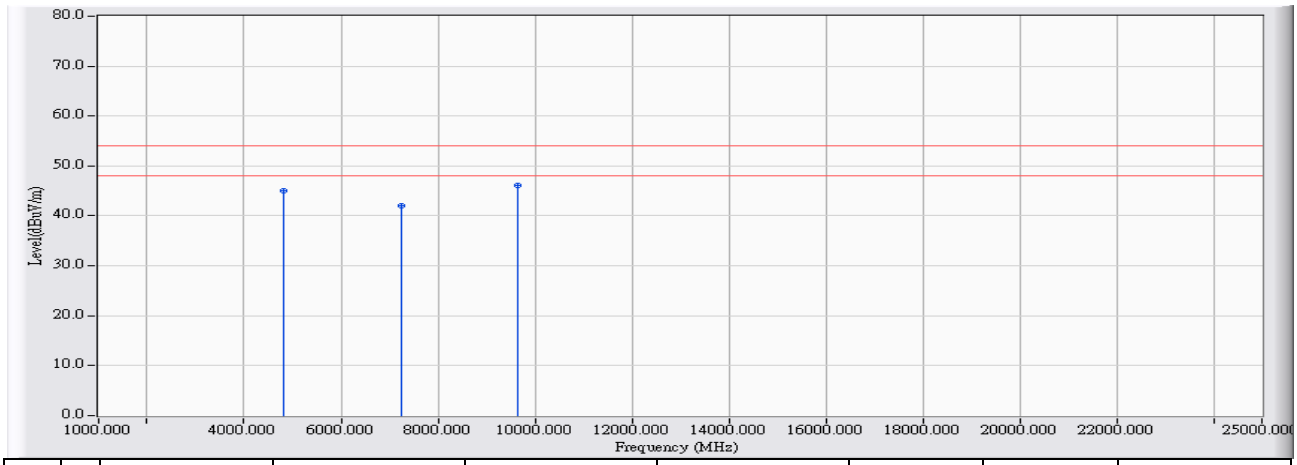

		Frequency (MHz)	Correct Factor (dB)	Reading Level (dBuV)	Measure Level (dBuV/m)	Margin (dB)	Limit (dBuV/m)	Detector Type
1		4822.080	-7.038	52.058	45.020	-8.980	54.000	AVERAGE
2		7238.440	-0.768	42.730	41.962	-12.038	54.000	AVERAGE
3	*	9648.000	5.030	41.002	46.032	-7.968	54.000	AVERAGE

Note:

1. All readings above 1GHz are performed with peak and/or average measurements as necessary.
2. Peak measurements: RBW = 1MHz, VBW = 3 MHz, Sweep: Auto.
3. Average measurements: RBW = 1MHz, VBW = 10 Hz, Sweep: Auto.
4. “ * ”, means this data is the worst emission level.
5. Measurement Level = Reading Level + Correct Factor.
6. The average measurement was not performed when the peak measured data under the limit of average detection.
7. The Emission above 18GHz were not included is because their levels are too low.

Site : CB1	**Time : 2015/07/09 - 20:28**
Limit : FCC_SpartC_15.247_H_03M_PK	**Margin : 6**
Probe : CB1_FCC_EFS_1-18G_H2 - VERTICAL	**Power : AC 120V/60Hz**
EUT : Full HD Ultra-Wide View Wi-Fi Camera	**Note : 802.11g_2412MHz**

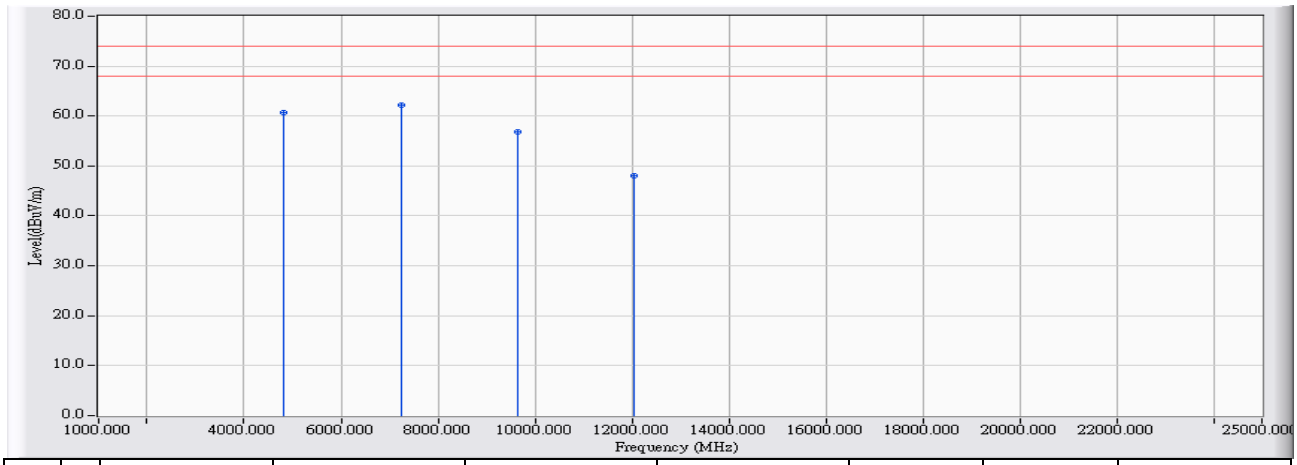

		Frequency (MHz)	Correct Factor (dB)	Reading Level (dBuV)	Measure Level (dBuV/m)	Margin (dB)	Limit (dBuV/m)	Detector Type
1	*	4820.370	-7.041	67.806	60.765	-13.235	74.000	PEAK
2		7237.620	0.182	62.008	62.189	-11.811	74.000	PEAK
3		9648.150	4.198	52.653	56.851	-17.149	74.000	PEAK
4		12060.780	8.100	39.978	48.079	-25.921	74.000	PEAK

Note:

1. All readings above 1GHz are performed with peak and/or average measurements as necessary.
2. Peak measurements: RBW = 1MHz, VBW = 3 MHz, Sweep: Auto.
3. Average measurements: RBW = 1MHz, VBW = 10 Hz, Sweep: Auto.
4. “ * ”, means this data is the worst emission level.
5. Measurement Level = Reading Level + Correct Factor.
6. The average measurement was not performed when the peak measured data under the limit of average detection.
7. The Emission above 18GHz were not included is because their levels are too low.

Site : CB1	**Time : 2015/07/09 - 20:29**
Limit : FCC_SpartC_15.247_H_03M_AV	**Margin : 6**
Probe : CB1_FCC_EFS_1-18G_H2 - VERTICAL	**Power : AC 120V/60Hz**
EUT : Full HD Ultra-Wide View Wi-Fi Camera	**Note : 802.11g_2412MHz**

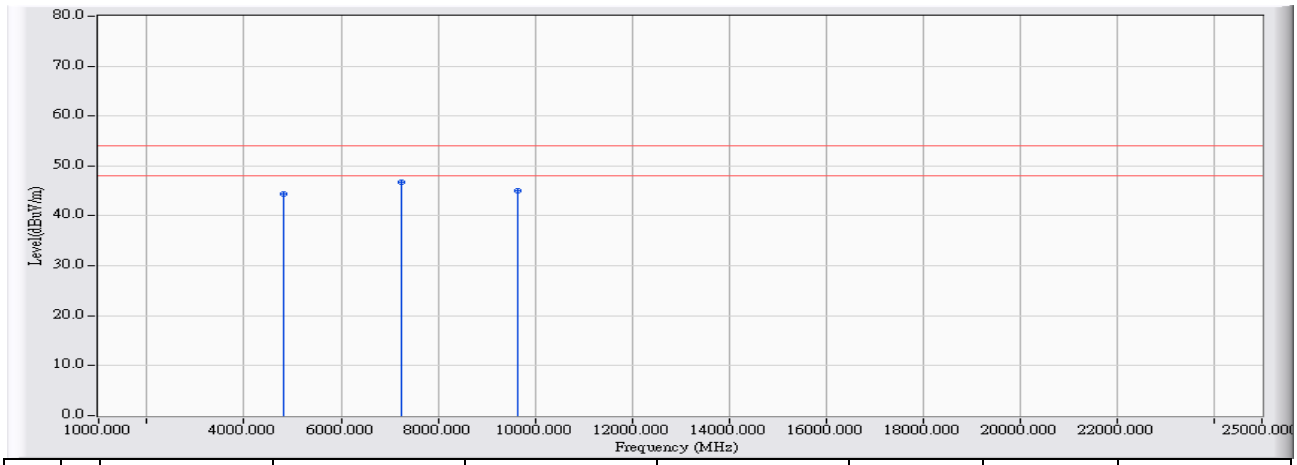

		Frequency (MHz)	Correct Factor (dB)	Reading Level (dBuV)	Measure Level (dBuV/m)	Margin (dB)	Limit (dBuV/m)	Detector Type
1		4822.050	-9.346	53.756	44.409	-9.591	54.000	AVERAGE
2	*	7238.220	0.183	46.562	46.745	-7.255	54.000	AVERAGE
3		9648.030	4.197	40.830	45.027	-8.973	54.000	AVERAGE

Note:

1. All readings above 1GHz are performed with peak and/or average measurements as necessary.
2. Peak measurements: RBW = 1MHz, VBW = 3 MHz, Sweep: Auto.
3. Average measurements: RBW = 1MHz, VBW = 10 Hz, Sweep: Auto.
4. " * ", means this data is the worst emission level.
5. Measurement Level = Reading Level + Correct Factor.
6. The average measurement was not performed when the peak measured data under the limit of average detection.
7. The Emission above 18GHz were not included is because their levels are too low.

Site : CB1	**Time : 2015/07/09 - 20:36**
Limit : FCC_SpartC_15.247_H_03M_PK	**Margin : 6**
Probe : CB1_FCC_EFS_1-18G_H2 - HORIZONTAL	**Power : AC 120V/60Hz**
EUT : Full HD Ultra-Wide View Wi-Fi Camera	**Note : 802.11g_2437MHz**

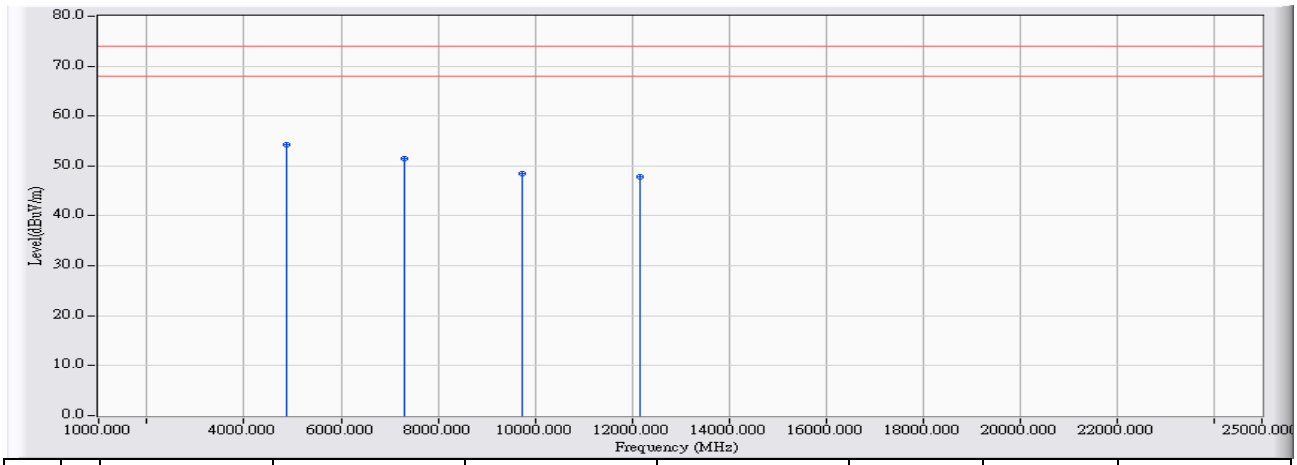

		Frequency (MHz)	Correct Factor (dB)	Reading Level (dBuV)	Measure Level (dBuV/m)	Margin (dB)	Limit (dBuV/m)	Detector Type
1	*	4875.650	-6.973	61.202	54.229	-19.771	74.000	PEAK
2		7312.410	-0.601	52.147	51.547	-22.453	74.000	PEAK
3		9747.790	5.439	42.977	48.416	-25.584	74.000	PEAK
4		12160.310	8.363	39.525	47.888	-26.112	74.000	PEAK

Note:

1. All readings above 1GHz are performed with peak and/or average measurements as necessary.
2. Peak measurements: RBW = 1MHz, VBW = 3 MHz, Sweep: Auto.
3. Average measurements: RBW = 1MHz, VBW = 10 Hz, Sweep: Auto.
4. “ * ”, means this data is the worst emission level.
5. Measurement Level = Reading Level + Correct Factor.
6. The average measurement was not performed when the peak measured data under the limit of average detection.
7. The Emission above 18GHz were not included is because their levels are too low.

Site : CB1	**Time : 2015/07/09 - 20:40**
Limit : FCC_SpartC_15.247_H_03M_AV	**Margin : 6**
Probe : CB1_FCC_EFS_1-18G_H2 - HORIZONTAL	**Power : AC 120V/60Hz**
EUT : Full HD Ultra-Wide View Wi-Fi Camera	**Note : 802.11g_2437MHz**

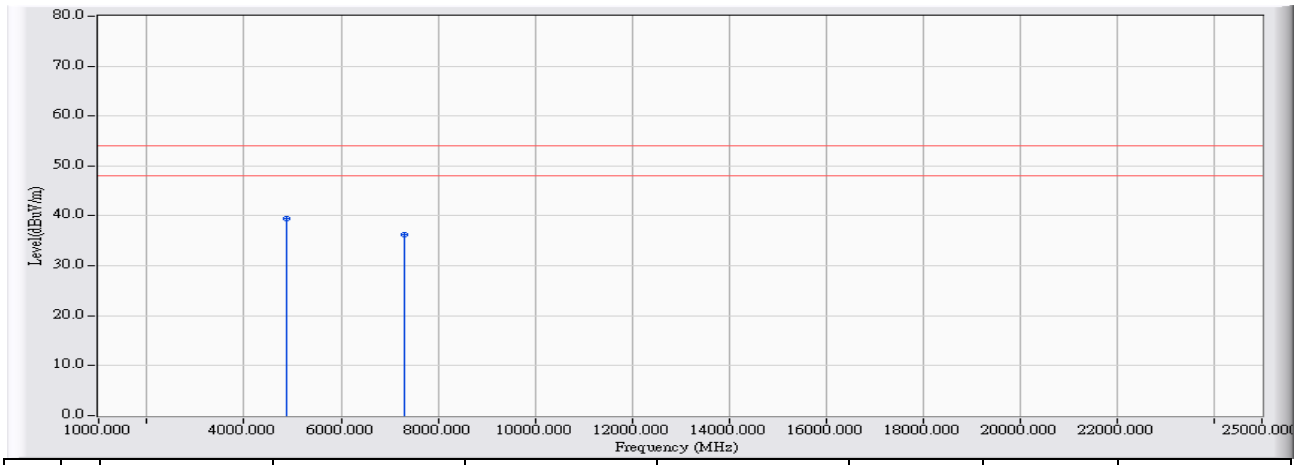

		Frequency (MHz)	Correct Factor (dB)	Reading Level (dBuV)	Measure Level (dBuV/m)	Margin (dB)	Limit (dBuV/m)	Detector Type
1	*	4871.900	-6.977	46.416	39.439	-14.561	54.000	AVERAGE
2		7313.550	-0.597	36.931	36.333	-17.667	54.000	AVERAGE

Note:

1. All readings above 1GHz are performed with peak and/or average measurements as necessary.
2. Peak measurements: RBW = 1MHz, VBW = 3 MHz, Sweep: Auto.
3. Average measurements: RBW = 1MHz, VBW = 10 Hz, Sweep: Auto.
4. “ * ”, means this data is the worst emission level.
5. Measurement Level = Reading Level + Correct Factor.
6. The average measurement was not performed when the peak measured data under the limit of average detection.
7. The Emission above 18GHz were not included is because their levels are too low.

Site : CB1	**Time : 2015/07/09 - 20:50**
Limit : FCC_SpartC_15.247_H_03M_PK	**Margin : 6**
Probe : CB1_FCC_EFS_1-18G_H2 - VERTICAL	**Power : AC 120V/60Hz**
EUT : Full HD Ultra-Wide View Wi-Fi Camera	**Note : 802.11g_2437MHz**

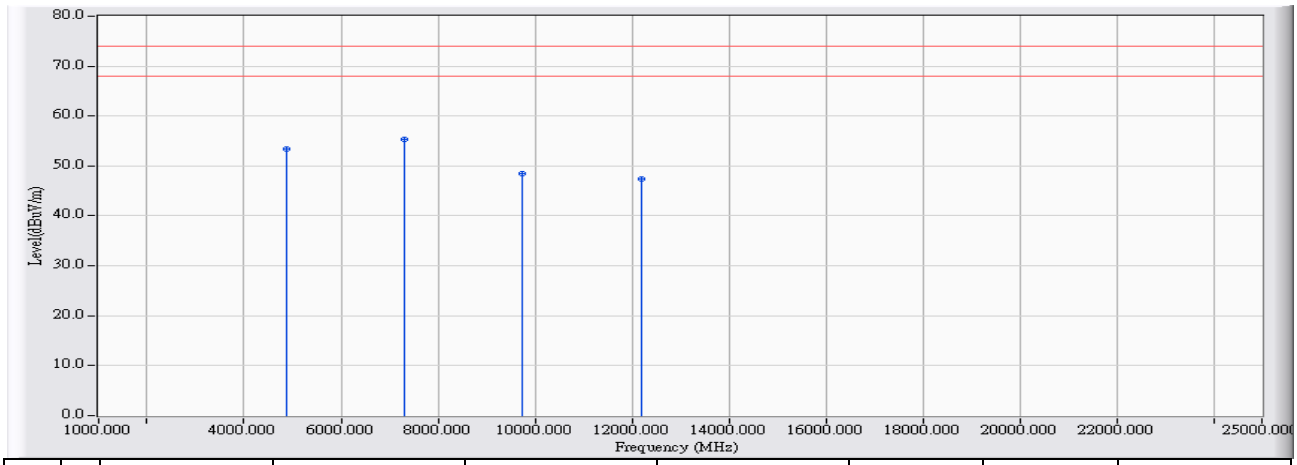

		Frequency (MHz)	Correct Factor (dB)	Reading Level (dBuV)	Measure Level (dBuV/m)	Margin (dB)	Limit (dBuV/m)	Detector Type
1		4874.060	-9.070	62.433	53.363	-20.637	74.000	PEAK
2	*	7312.410	0.377	54.976	55.353	-18.647	74.000	PEAK
3		9748.000	4.652	43.916	48.568	-25.432	74.000	PEAK
4		12188.510	8.016	39.354	47.369	-26.631	74.000	PEAK

Note:

1. All readings above 1GHz are performed with peak and/or average measurements as necessary.
2. Peak measurements: RBW = 1MHz, VBW = 3 MHz, Sweep: Auto.
3. Average measurements: RBW = 1MHz, VBW = 10 Hz, Sweep: Auto.
4. “ * ”, means this data is the worst emission level.
5. Measurement Level = Reading Level + Correct Factor.
6. The average measurement was not performed when the peak measured data under the limit of average detection.
7. The Emission above 18GHz were not included is because their levels are too low.

Site : CB1	**Time : 2015/07/09 - 20:52**
Limit : FCC_SpartC_15.247_H_03M_AV	**Margin : 6**
Probe : CB1_FCC_EFS_1-18G_H2 - VERTICAL	**Power : AC 120V/60Hz**
EUT : Full HD Ultra-Wide View Wi-Fi Camera	**Note : 802.11g_2437MHz**

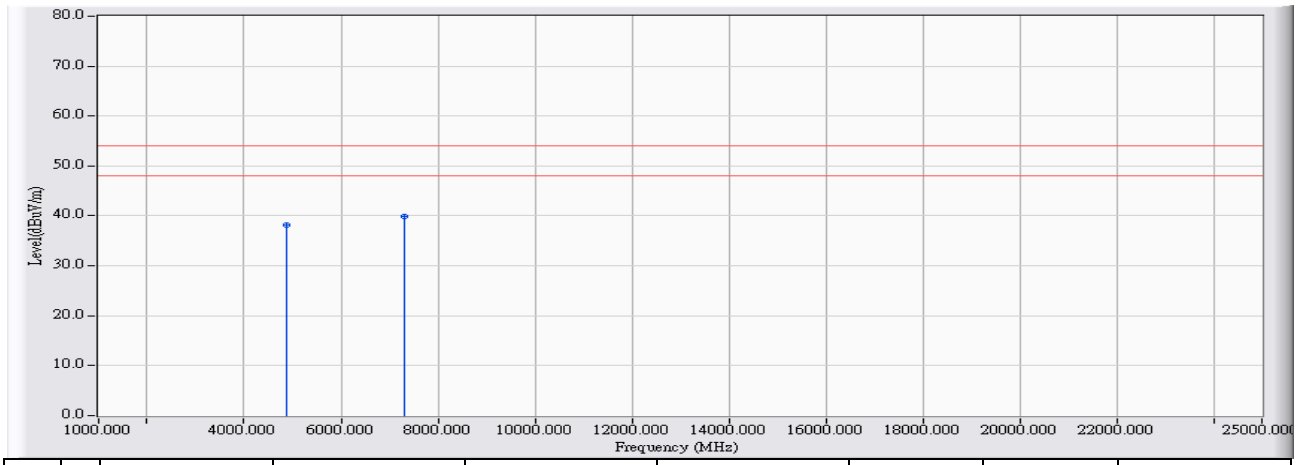

		Frequency (MHz)	Correct Factor (dB)	Reading Level (dBuV)	Measure Level (dBuV/m)	Margin (dB)	Limit (dBuV/m)	Detector Type
1		4871.720	-9.082	47.330	38.247	-15.753	54.000	AVERAGE
2	*	7313.640	0.381	39.534	39.914	-14.086	54.000	AVERAGE

Note:

1. All readings above 1GHz are performed with peak and/or average measurements as necessary.
2. Peak measurements: RBW = 1MHz, VBW = 3 MHz, Sweep: Auto.
3. Average measurements: RBW = 1MHz, VBW = 10 Hz, Sweep: Auto.
4. " * ", means this data is the worst emission level.
5. Measurement Level = Reading Level + Correct Factor.
6. The average measurement was not performed when the peak measured data under the limit of average detection.
7. The Emission above 18GHz were not included is because their levels are too low.

Site : CB1	**Time : 2015/07/09 - 20:59**
Limit : FCC_SpartC_15.247_H_03M_PK	**Margin : 6**
Probe : CB1_FCC_EFS_1-18G_H2 - HORIZONTAL	**Power : AC 120V/60Hz**
EUT : Full HD Ultra-Wide View Wi-Fi Camera	**Note : 802.11g_2462MHz**

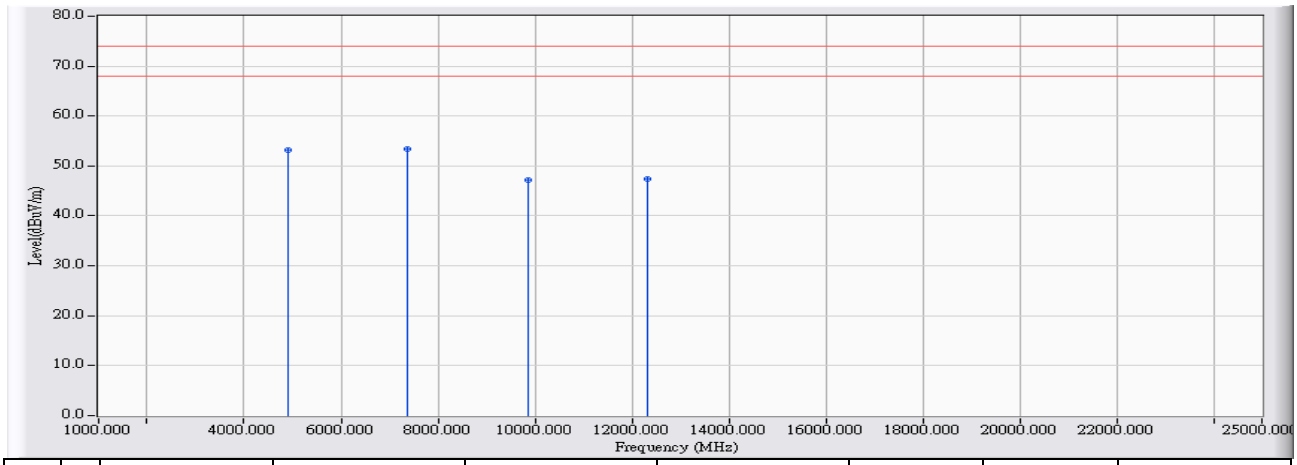

		Frequency (MHz)	Correct Factor (dB)	Reading Level (dBuV)	Measure Level (dBuV/m)	Margin (dB)	Limit (dBuV/m)	Detector Type
1		4920.340	-6.918	60.147	53.229	-20.771	74.000	PEAK
2	*	7384.230	-0.437	53.857	53.420	-20.580	74.000	PEAK
3		9848.510	5.835	41.433	47.268	-26.732	74.000	PEAK
4		12315.700	8.342	39.154	47.496	-26.504	74.000	PEAK

Note:

1. All readings above 1GHz are performed with peak and/or average measurements as necessary.
2. Peak measurements: RBW = 1MHz, VBW = 3 MHz, Sweep: Auto.
3. Average measurements: RBW = 1MHz, VBW = 10 Hz, Sweep: Auto.
4. “ * ”, means this data is the worst emission level.
5. Measurement Level = Reading Level + Correct Factor.
6. The average measurement was not performed when the peak measured data under the limit of average detection.
7. The Emission above 18GHz were not included is because their levels are too low.

Site : CB1	**Time : 2015/07/09 - 21:02**
Limit : FCC_SpartC_15.247_H_03M_AV	**Margin : 6**
Probe : CB1_FCC_EFS_1-18G_H2 - HORIZONTAL	**Power : AC 120V/60Hz**
EUT : Full HD Ultra-Wide View Wi-Fi Camera	**Note : 802.11g_2462MHz**

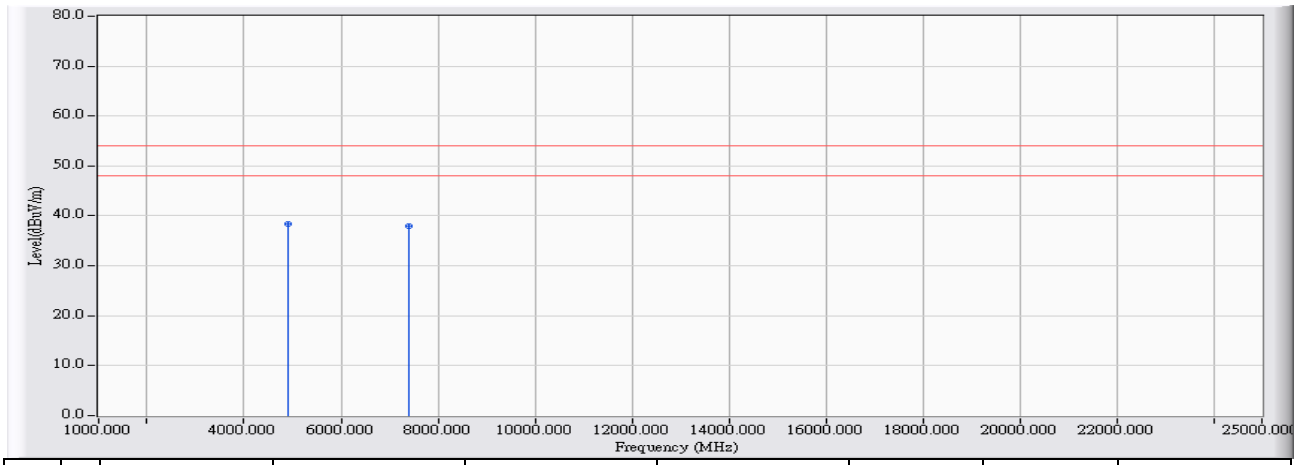

		Frequency (MHz)	Correct Factor (dB)	Reading Level (dBuV)	Measure Level (dBuV/m)	Margin (dB)	Limit (dBuV/m)	Detector Type
1	*	4921.960	-6.915	45.388	38.472	-15.528	54.000	AVERAGE
2		7388.550	-0.427	38.340	37.913	-16.087	54.000	AVERAGE

Note:

1. All readings above 1GHz are performed with peak and/or average measurements as necessary.
2. Peak measurements: RBW = 1MHz, VBW = 3 MHz, Sweep: Auto.
3. Average measurements: RBW = 1MHz, VBW = 10 Hz, Sweep: Auto.
4. “ * ”, means this data is the worst emission level.
5. Measurement Level = Reading Level + Correct Factor.
6. The average measurement was not performed when the peak measured data under the limit of average detection.
7. The Emission above 18GHz were not included is because their levels are too low.

Site : CB1	**Time : 2015/07/09 - 21:10**
Limit : FCC_SpartC_15.247_H_03M_PK	**Margin : 6**
Probe : CB1_FCC_EFS_1-18G_H2 - VERTICAL	**Power : AC 120V/60Hz**
EUT : Full HD Ultra-Wide View Wi-Fi Camera	**Note : 802.11g_2462MHz**

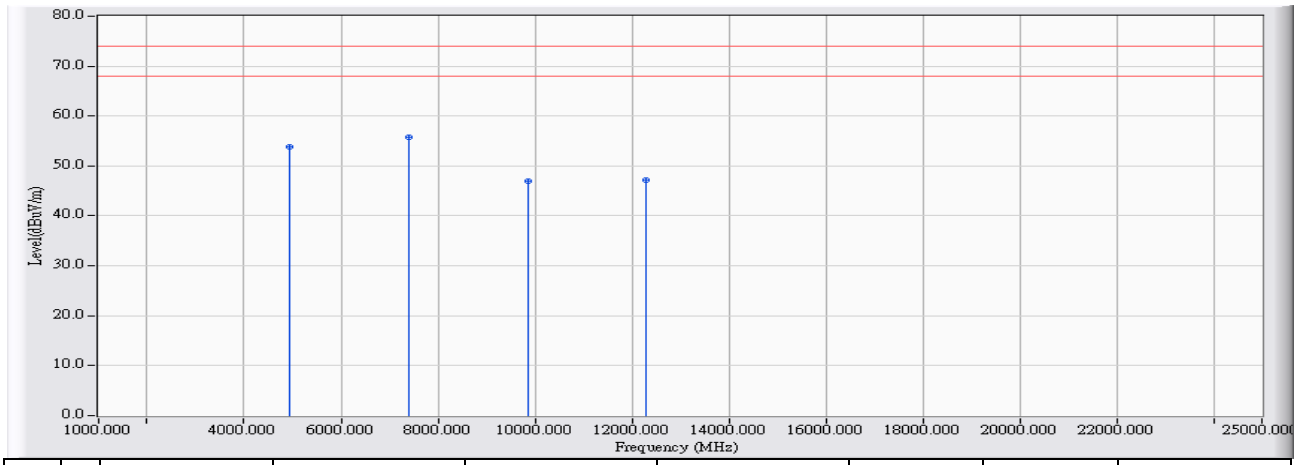

		Frequency (MHz)	Correct Factor (dB)	Reading Level (dBuV)	Measure Level (dBuV/m)	Margin (dB)	Limit (dBuV/m)	Detector Type
1		4923.400	-8.808	62.602	53.794	-20.206	74.000	PEAK
2	*	7387.470	0.580	55.162	55.741	-18.259	74.000	PEAK
3		9848.120	5.092	41.974	47.065	-26.935	74.000	PEAK
4		12296.170	7.921	39.204	47.125	-26.875	74.000	PEAK

Note:

1. All readings above 1GHz are performed with peak and/or average measurements as necessary.
2. Peak measurements: RBW = 1MHz, VBW = 3 MHz, Sweep: Auto.
3. Average measurements: RBW = 1MHz, VBW = 10 Hz, Sweep: Auto.
4. “ * ”, means this data is the worst emission level.
5. Measurement Level = Reading Level + Correct Factor.
6. The average measurement was not performed when the peak measured data under the limit of average detection.
7. The Emission above 18GHz were not included is because their levels are too low.

Site : CB1	**Time : 2015/07/09 - 21:12**
Limit : FCC_SpartC_15.247_H_03M_AV	**Margin : 6**
Probe : CB1_FCC_EFS_1-18G_H2 - VERTICAL	**Power : AC 120V/60Hz**
EUT : Full HD Ultra-Wide View Wi-Fi Camera	**Note : 802.11g_2462MHz**

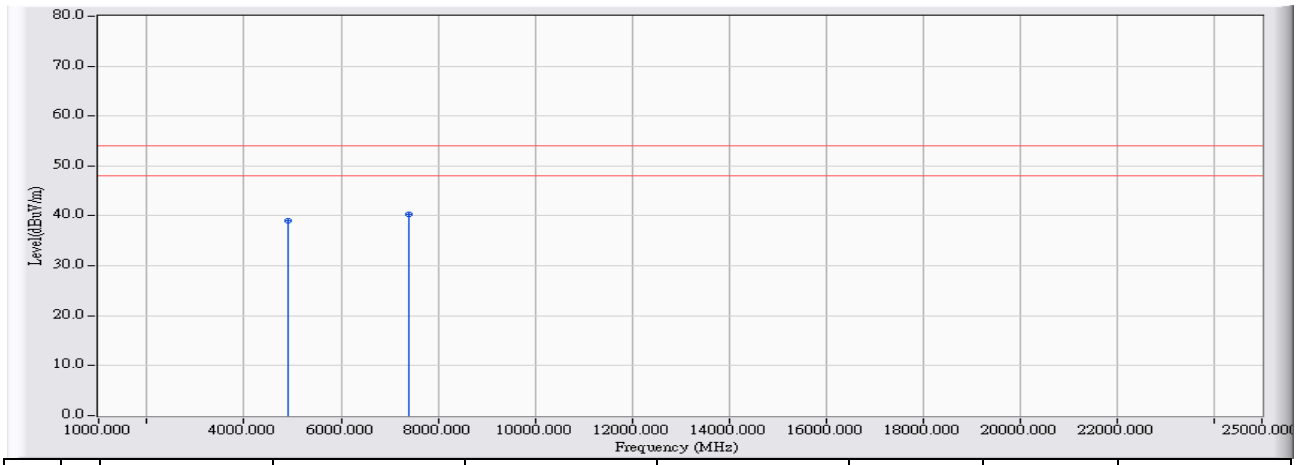

		Frequency (MHz)	Correct Factor (dB)	Reading Level (dBuV)	Measure Level (dBuV/m)	Margin (dB)	Limit (dBuV/m)	Detector Type
1		4921.780	-8.817	47.944	39.127	-14.873	54.000	AVERAGE
2	*	7388.400	0.582	39.686	40.268	-13.732	54.000	AVERAGE

Note:

1. All readings above 1GHz are performed with peak and/or average measurements as necessary.
2. Peak measurements: RBW = 1MHz, VBW = 3 MHz, Sweep: Auto.
3. Average measurements: RBW = 1MHz, VBW = 10 Hz, Sweep: Auto.
4. " * ", means this data is the worst emission level.
5. Measurement Level = Reading Level + Correct Factor.
6. The average measurement was not performed when the peak measured data under the limit of average detection.
7. The Emission above 18GHz were not included is because their levels are too low.

Site : CB1	**Time : 2015/07/09 - 21:18**
Limit : FCC_SpartC_15.247_H_03M_PK	**Margin : 6**
Probe : CB1_FCC_EFS_1-18G_H2 - HORIZONTAL	**Power : AC 120V/60Hz**
EUT : Full HD Ultra-Wide View Wi-Fi Camera	**Note : 802.11n20_2412MHz**

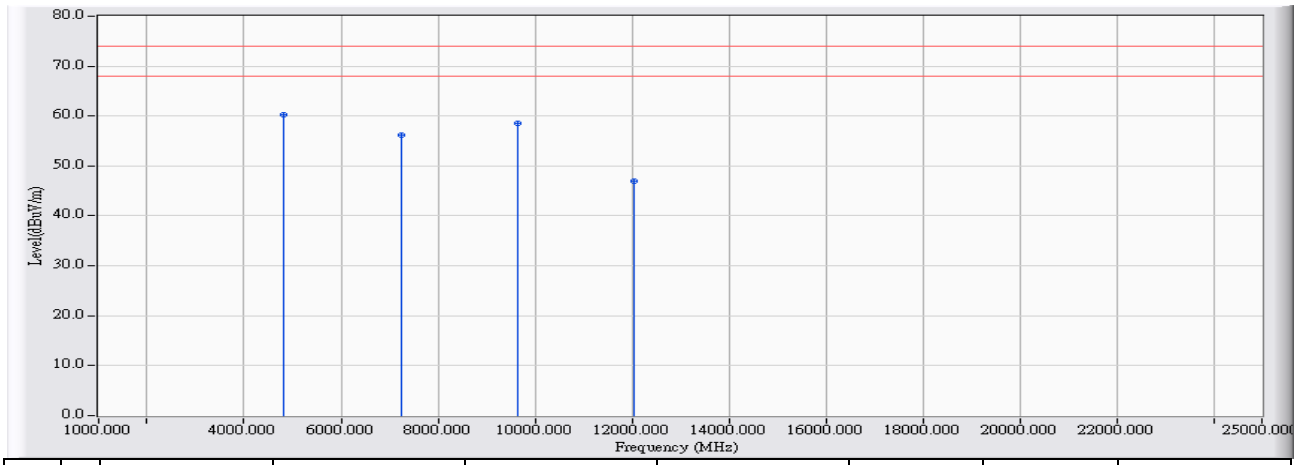

		Frequency (MHz)	Correct Factor (dB)	Reading Level (dBuV)	Measure Level (dBuV/m)	Margin (dB)	Limit (dBuV/m)	Detector Type
1	*	4825.320	-7.035	67.204	60.169	-13.831	74.000	PEAK
2		7233.270	-0.779	57.020	56.241	-17.759	74.000	PEAK
3		9648.000	5.030	53.559	58.589	-15.411	74.000	PEAK
4		12057.480	8.356	38.689	47.046	-26.954	74.000	PEAK

Note:

1. All readings above 1GHz are performed with peak and/or average measurements as necessary.
2. Peak measurements: RBW = 1MHz, VBW = 3 MHz, Sweep: Auto.
3. Average measurements: RBW = 1MHz, VBW = 10 Hz, Sweep: Auto.
4. “ * ”, means this data is the worst emission level.
5. Measurement Level = Reading Level + Correct Factor.
6. The average measurement was not performed when the peak measured data under the limit of average detection.
7. The Emission above 18GHz were not included is because their levels are too low.

Site : CB1	**Time : 2015/07/09 - 21:20**
Limit : FCC_SpartC_15.247_H_03M_AV	**Margin : 6**
Probe : CB1_FCC_EFS_1-18G_H2 - HORIZONTAL	**Power : AC 120V/60Hz**
EUT : Full HD Ultra-Wide View Wi-Fi Camera	**Note : 802.11n20_2412MHz**

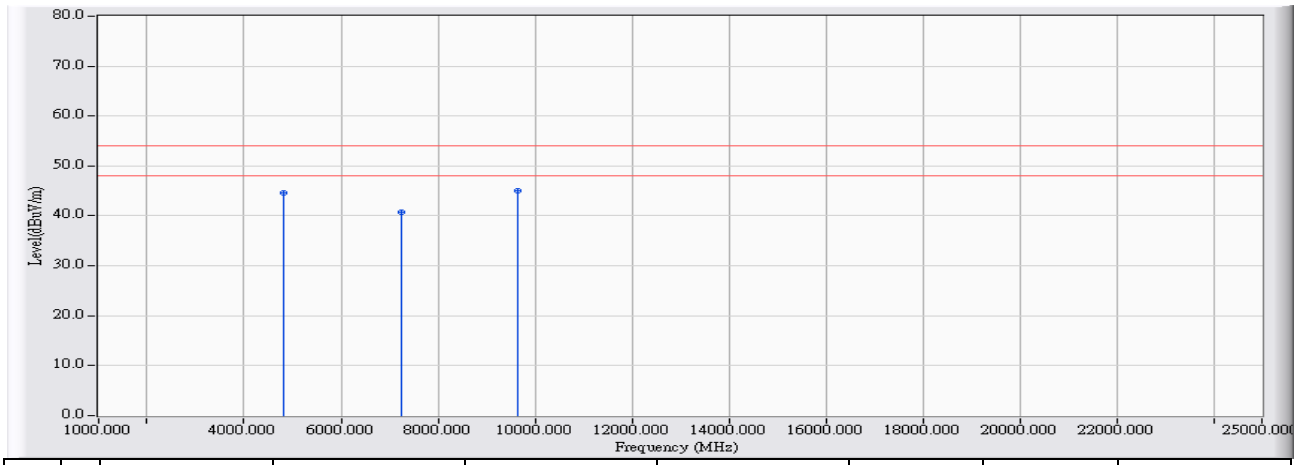

		Frequency (MHz)	Correct Factor (dB)	Reading Level (dBuV)	Measure Level (dBuV/m)	Margin (dB)	Limit (dBuV/m)	Detector Type
1		4824.120	-7.035	51.747	44.711	-9.289	54.000	AVERAGE
2		7235.850	-0.773	41.501	40.727	-13.273	54.000	AVERAGE
3	*	9648.030	5.030	39.956	44.987	-9.013	54.000	AVERAGE

Note:

1. All readings above 1GHz are performed with peak and/or average measurements as necessary.
2. Peak measurements: RBW = 1MHz, VBW = 3 MHz, Sweep: Auto.
3. Average measurements: RBW = 1MHz, VBW = 10 Hz, Sweep: Auto.
4. “ * ”, means this data is the worst emission level.
5. Measurement Level = Reading Level + Correct Factor.
6. The average measurement was not performed when the peak measured data under the limit of average detection.
7. The Emission above 18GHz were not included is because their levels are too low.

Site : CB1	**Time : 2015/07/09 - 21:25**
Limit : FCC_SpartC_15.247_H_03M_PK	**Margin : 6**
Probe : CB1_FCC_EFS_1-18G_H2 - VERTICAL	**Power : AC 120V/60Hz**
EUT : Full HD Ultra-Wide View Wi-Fi Camera	**Note : 802.11n20_2412MHz**

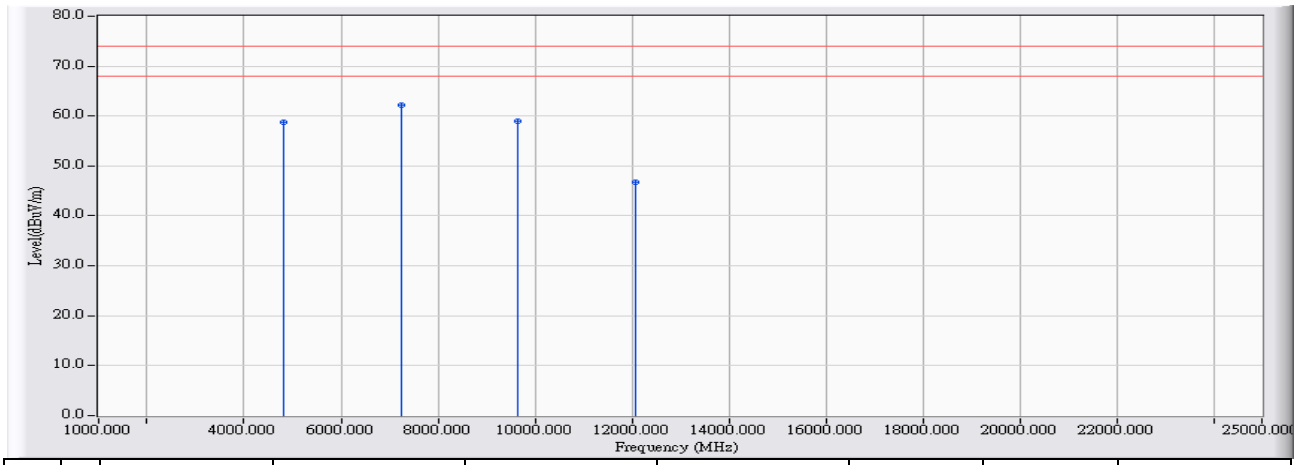

		Frequency (MHz)	Correct Factor (dB)	Reading Level (dBuV)	Measure Level (dBuV/m)	Margin (dB)	Limit (dBuV/m)	Detector Type
1		4825.440	-9.329	68.131	58.802	-15.198	74.000	PEAK
2	*	7242.690	0.194	61.965	62.160	-11.840	74.000	PEAK
3		9647.910	4.197	54.754	58.951	-15.049	74.000	PEAK
4		12065.160	8.099	38.670	46.768	-27.232	74.000	PEAK

Note:

1. All readings above 1GHz are performed with peak and/or average measurements as necessary.
2. Peak measurements: RBW = 1MHz, VBW = 3 MHz, Sweep: Auto.
3. Average measurements: RBW = 1MHz, VBW = 10 Hz, Sweep: Auto.
4. “ * ”, means this data is the worst emission level.
5. Measurement Level = Reading Level + Correct Factor.
6. The average measurement was not performed when the peak measured data under the limit of average detection.
7. The Emission above 18GHz were not included is because their levels are too low.

Site : CB1	**Time : 2015/07/09 - 21:27**
Limit : FCC_SpartC_15.247_H_03M_AV	**Margin : 6**
Probe : CB1_FCC_EFS_1-18G_H2 - VERTICAL	**Power : AC 120V/60Hz**
EUT : Full HD Ultra-Wide View Wi-Fi Camera	**Note : 802.11n20_2412MHz**

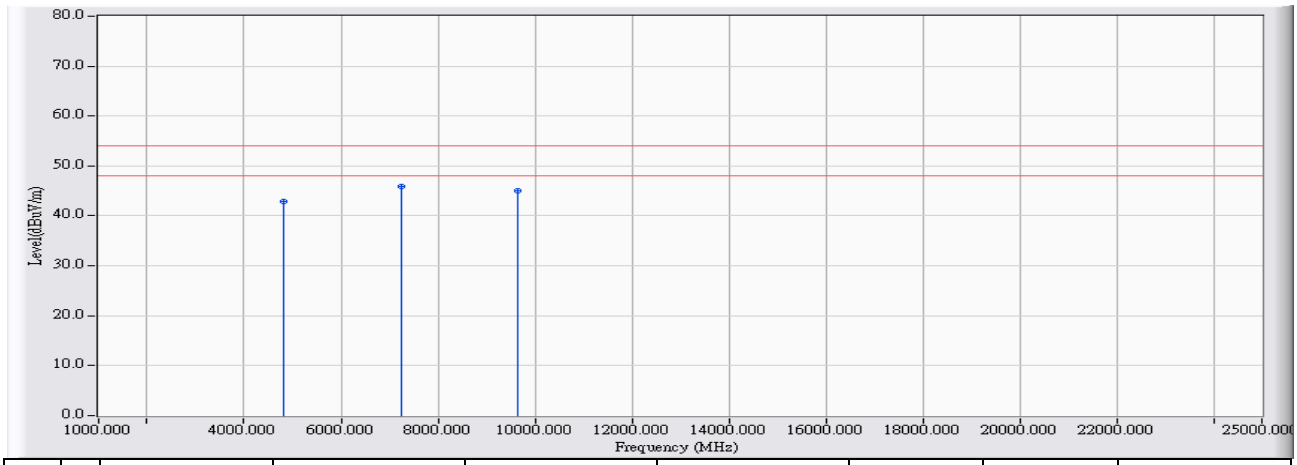

		Frequency (MHz)	Correct Factor (dB)	Reading Level (dBuV)	Measure Level (dBuV/m)	Margin (dB)	Limit (dBuV/m)	Detector Type
1		4824.000	-9.336	52.260	42.924	-11.076	54.000	AVERAGE
2	*	7235.670	0.176	45.690	45.866	-8.134	54.000	AVERAGE
3		9648.060	4.197	40.758	44.956	-9.044	54.000	AVERAGE

Note:

1. All readings above 1GHz are performed with peak and/or average measurements as necessary.
2. Peak measurements: RBW = 1MHz, VBW = 3 MHz, Sweep: Auto.
3. Average measurements: RBW = 1MHz, VBW = 10 Hz, Sweep: Auto.
4. “ * ”, means this data is the worst emission level.
5. Measurement Level = Reading Level + Correct Factor.
6. The average measurement was not performed when the peak measured data under the limit of average detection.
7. The Emission above 18GHz were not included is because their levels are too low.

Site : CB1	**Time : 2015/07/09 - 21:35**
Limit : FCC_SpartC_15.247_H_03M_PK	**Margin : 6**
Probe : CB1_FCC_EFS_1-18G_H2 - HORIZONTAL	**Power : AC 120V/60Hz**
EUT : Full HD Ultra-Wide View Wi-Fi Camera	**Note : 802.11n20_2437MHz**

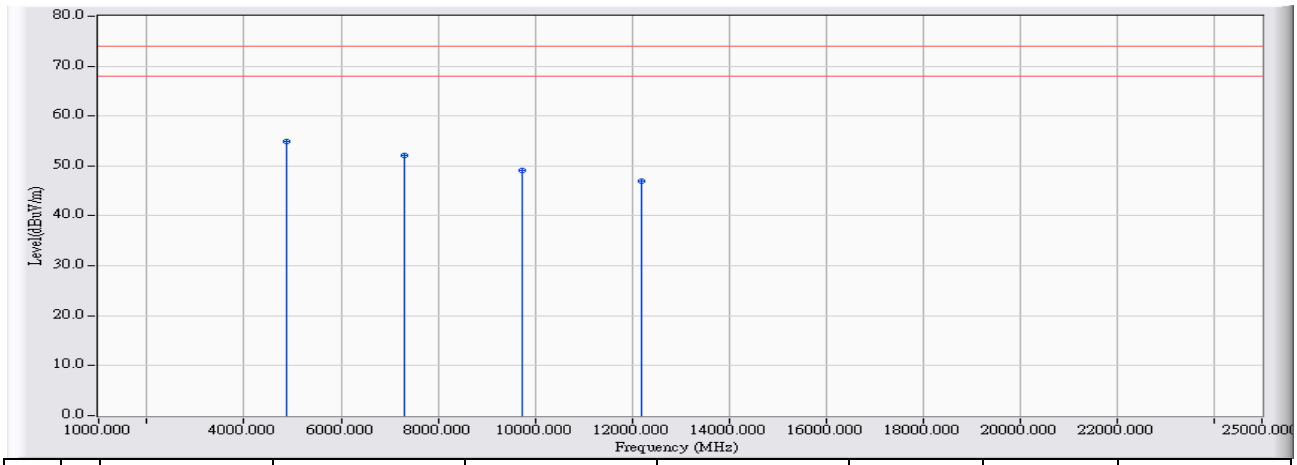

		Frequency (MHz)	Correct Factor (dB)	Reading Level (dBuV)	Measure Level (dBuV/m)	Margin (dB)	Limit (dBuV/m)	Detector Type
1	*	4874.990	-6.973	61.874	54.900	-19.100	74.000	PEAK
2		7316.160	-0.593	52.710	52.118	-21.882	74.000	PEAK
3		9747.970	5.440	43.762	49.201	-24.799	74.000	PEAK
4		12209.810	8.362	38.685	47.047	-26.953	74.000	PEAK

Note:

1. All readings above 1GHz are performed with peak and/or average measurements as necessary.
2. Peak measurements: RBW = 1MHz, VBW = 3 MHz, Sweep: Auto.
3. Average measurements: RBW = 1MHz, VBW = 10 Hz, Sweep: Auto.
4. “ * ”, means this data is the worst emission level.
5. Measurement Level = Reading Level + Correct Factor.
6. The average measurement was not performed when the peak measured data under the limit of average detection.
7. The Emission above 18GHz were not included is because their levels are too low.

Site : CB1	**Time : 2015/07/09 - 21:38**
Limit : FCC_SpartC_15.247_H_03M_AV	**Margin : 6**
Probe : CB1_FCC_EFS_1-18G_H2 - HORIZONTAL	**Power : AC 120V/60Hz**
EUT : Full HD Ultra-Wide View Wi-Fi Camera	**Note : 802.11n20_2437MHz**

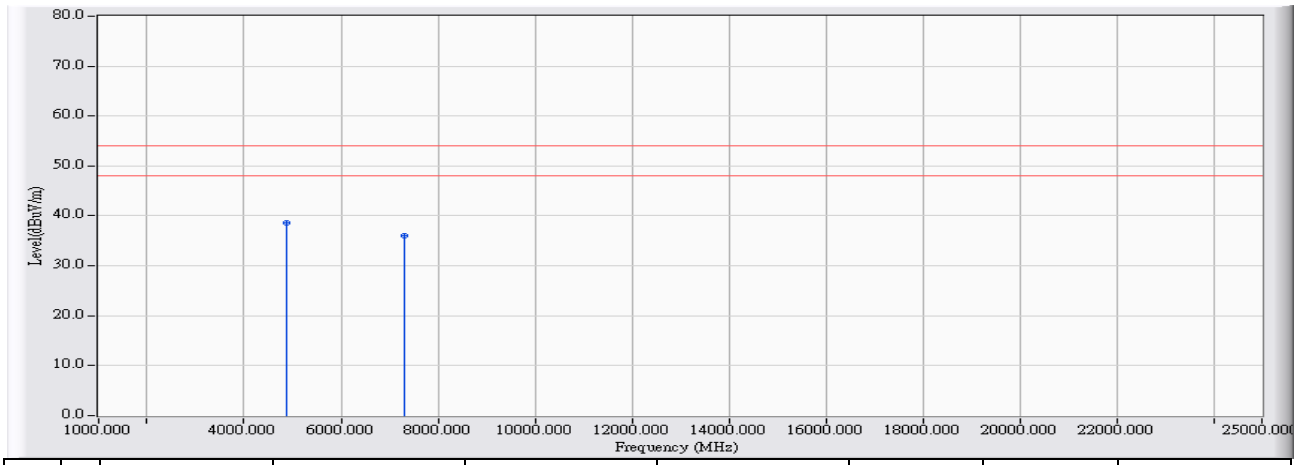

		Frequency (MHz)	Correct Factor (dB)	Reading Level (dBuV)	Measure Level (dBuV/m)	Margin (dB)	Limit (dBuV/m)	Detector Type
1	*	4873.970	-6.975	45.648	38.673	-15.327	54.000	AVERAGE
2		7310.730	-0.604	36.540	35.936	-18.064	54.000	AVERAGE

Note:

1. All readings above 1GHz are performed with peak and/or average measurements as necessary.
2. Peak measurements: RBW = 1MHz, VBW = 3 MHz, Sweep: Auto.
3. Average measurements: RBW = 1MHz, VBW = 10 Hz, Sweep: Auto.
4. " * ", means this data is the worst emission level.
5. Measurement Level = Reading Level + Correct Factor.
6. The average measurement was not performed when the peak measured data under the limit of average detection.
7. The Emission above 18GHz were not included is because their levels are too low.

Site : CB1	**Time : 2015/07/09 - 21:42**
Limit : FCC_SpartC_15.247_H_03M_PK	**Margin : 6**
Probe : CB1_FCC_EFS_1-18G_H2 - VERTICAL	**Power : AC 120V/60Hz**
EUT : Full HD Ultra-Wide View Wi-Fi Camera	**Note : 802.11n20_2437MHz**

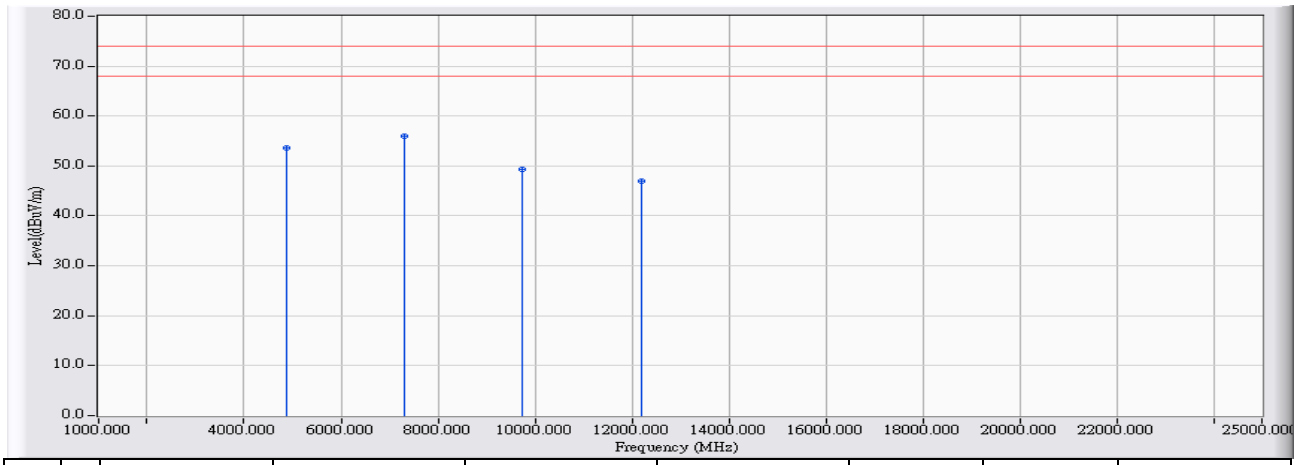

		Frequency (MHz)	Correct Factor (dB)	Reading Level (dBuV)	Measure Level (dBuV/m)	Margin (dB)	Limit (dBuV/m)	Detector Type
1		4875.050	-9.065	62.662	53.597	-20.403	74.000	PEAK
2	*	7306.950	0.362	55.589	55.952	-18.048	74.000	PEAK
3		9748.360	4.653	44.726	49.379	-24.621	74.000	PEAK
4		12199.610	8.007	39.058	47.065	-26.935	74.000	PEAK

Note:

1. All readings above 1GHz are performed with peak and/or average measurements as necessary.
2. Peak measurements: RBW = 1MHz, VBW = 3 MHz, Sweep: Auto.
3. Average measurements: RBW = 1MHz, VBW = 10 Hz, Sweep: Auto.
4. “ * ”, means this data is the worst emission level.
5. Measurement Level = Reading Level + Correct Factor.
6. The average measurement was not performed when the peak measured data under the limit of average detection.
7. The Emission above 18GHz were not included is because their levels are too low.

Site : CB1	**Time : 2015/07/09 - 21:44**
Limit : FCC_SpartC_15.247_H_03M_AV	**Margin : 6**
Probe : CB1_FCC_EFS_1-18G_H2 - VERTICAL	**Power : AC 120V/60Hz**
EUT : Full HD Ultra-Wide View Wi-Fi Camera	**Note : 802.11n20_2437MHz**

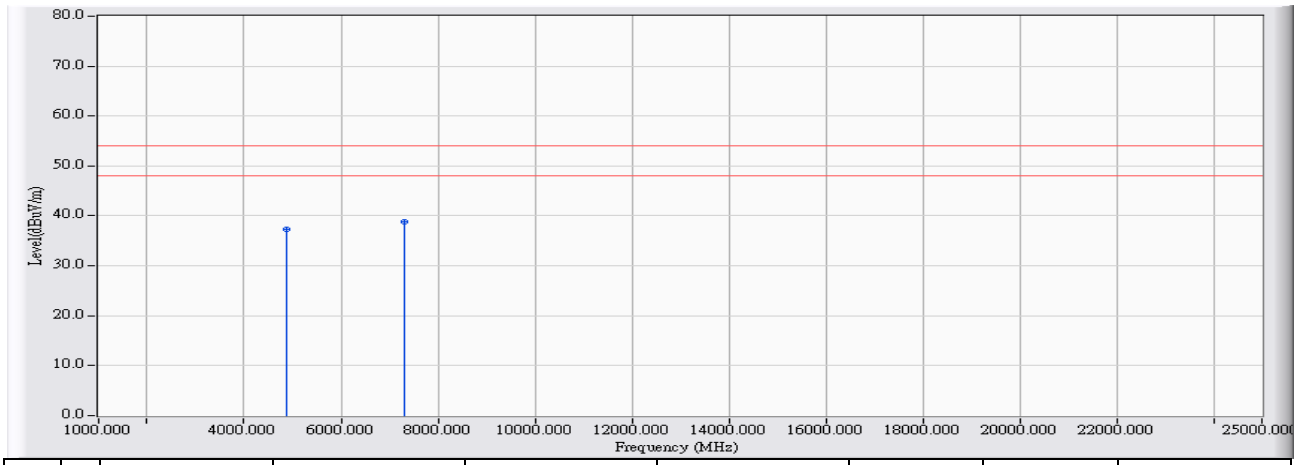

		Frequency (MHz)	Correct Factor (dB)	Reading Level (dBuV)	Measure Level (dBuV/m)	Margin (dB)	Limit (dBuV/m)	Detector Type
1		4873.580	-9.073	46.385	37.312	-16.688	54.000	AVERAGE
2	*	7310.850	0.373	38.381	38.754	-15.246	54.000	AVERAGE

Note:

1. All readings above 1GHz are performed with peak and/or average measurements as necessary.
2. Peak measurements: RBW = 1MHz, VBW = 3 MHz, Sweep: Auto.
3. Average measurements: RBW = 1MHz, VBW = 10 Hz, Sweep: Auto.
4. " * ", means this data is the worst emission level.
5. Measurement Level = Reading Level + Correct Factor.
6. The average measurement was not performed when the peak measured data under the limit of average detection.
7. The Emission above 18GHz were not included is because their levels are too low.

Site : CB1	**Time : 2015/07/09 - 21:50**
Limit : FCC_SpartC_15.247_H_03M_PK	**Margin : 6**
Probe : CB1_FCC_EFS_1-18G_H2 - HORIZONTAL	**Power : AC 120V/60Hz**
EUT : Full HD Ultra-Wide View Wi-Fi Camera	**Note : 802.11n20_2462MHz**

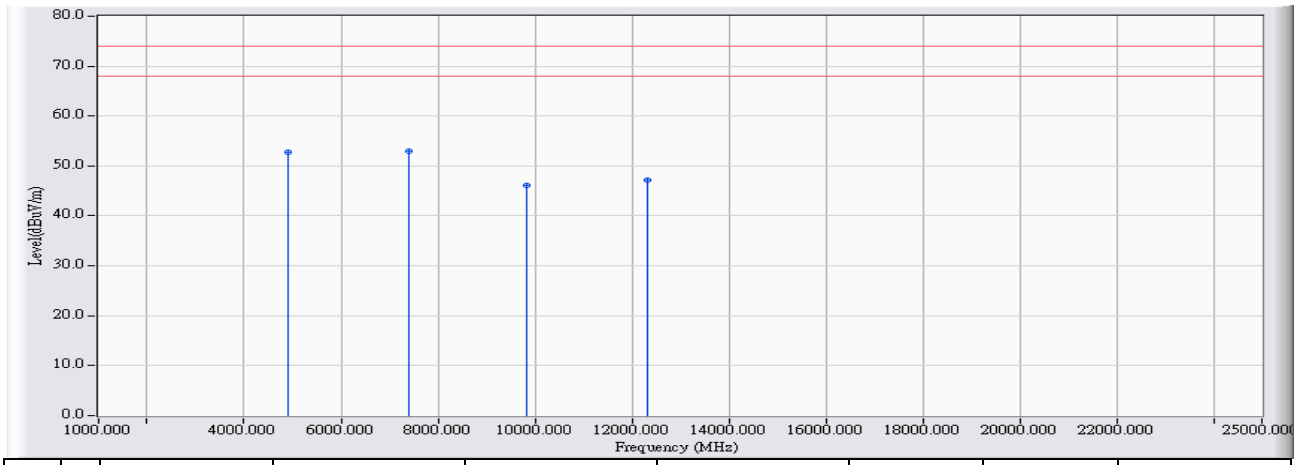

		Frequency (MHz)	Correct Factor (dB)	Reading Level (dBuV)	Measure Level (dBuV/m)	Margin (dB)	Limit (dBuV/m)	Detector Type
1		4922.470	-6.915	59.641	52.726	-21.274	74.000	PEAK
2	*	7386.150	-0.433	53.446	53.014	-20.986	74.000	PEAK
3		9837.300	5.790	40.424	46.215	-27.785	74.000	PEAK
4		12321.730	8.340	38.935	47.276	-26.724	74.000	PEAK

Note:

1. All readings above 1GHz are performed with peak and/or average measurements as necessary.
2. Peak measurements: RBW = 1MHz, VBW = 3 MHz, Sweep: Auto.
3. Average measurements: RBW = 1MHz, VBW = 10 Hz, Sweep: Auto.
4. “ * ”, means this data is the worst emission level.
5. Measurement Level = Reading Level + Correct Factor.
6. The average measurement was not performed when the peak measured data under the limit of average detection.
7. The Emission above 18GHz were not included is because their levels are too low.

Site : CB1	**Time : 2015/07/09 - 21:52**
Limit : FCC_SpartC_15.247_H_03M_AV	**Margin : 6**
Probe : CB1_FCC_EFS_1-18G_H2 - HORIZONTAL	**Power : AC 120V/60Hz**
EUT : Full HD Ultra-Wide View Wi-Fi Camera	**Note : 802.11n20_2462MHz**

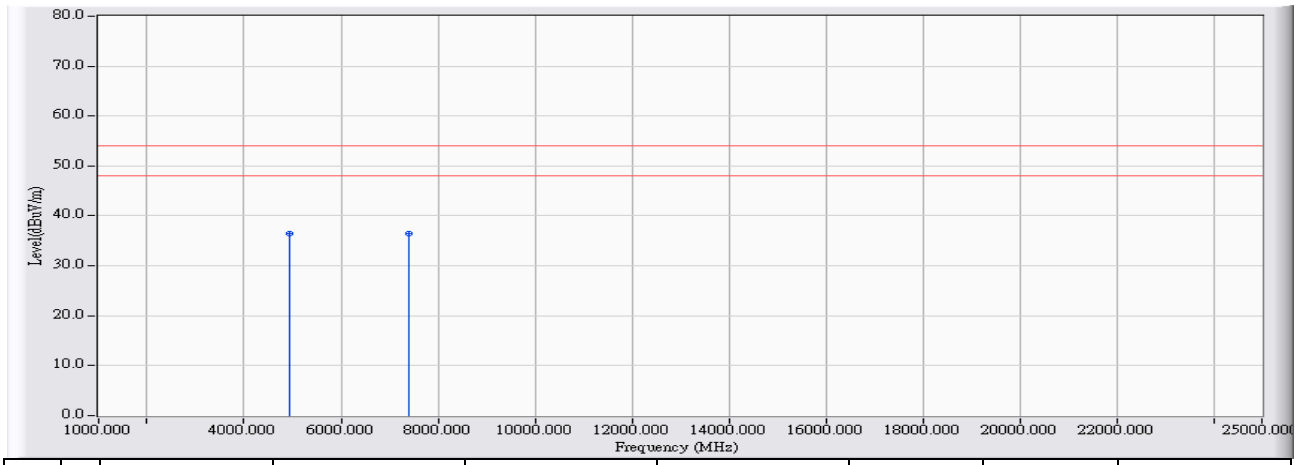

		Frequency (MHz)	Correct Factor (dB)	Reading Level (dBuV)	Measure Level (dBuV/m)	Margin (dB)	Limit (dBuV/m)	Detector Type
1		4924.930	-6.912	43.432	36.520	-17.480	54.000	AVERAGE
2	*	7388.100	-0.428	36.970	36.542	-17.458	54.000	AVERAGE

Note:

1. All readings above 1GHz are performed with peak and/or average measurements as necessary.
2. Peak measurements: RBW = 1MHz, VBW = 3 MHz, Sweep: Auto.
3. Average measurements: RBW = 1MHz, VBW = 10 Hz, Sweep: Auto.
4. “ * ”, means this data is the worst emission level.
5. Measurement Level = Reading Level + Correct Factor.
6. The average measurement was not performed when the peak measured data under the limit of average detection.
7. The Emission above 18GHz were not included is because their levels are too low.

Site : CB1	**Time : 2015/07/09 - 22:00**
Limit : FCC_SpartC_15.247_H_03M_PK	**Margin : 6**
Probe : CB1_FCC_EFS_1-18G_H2 - VERTICAL	**Power : AC 120V/60Hz**
EUT : Full HD Ultra-Wide View Wi-Fi Camera	**Note : 802.11n20_2462MHz**

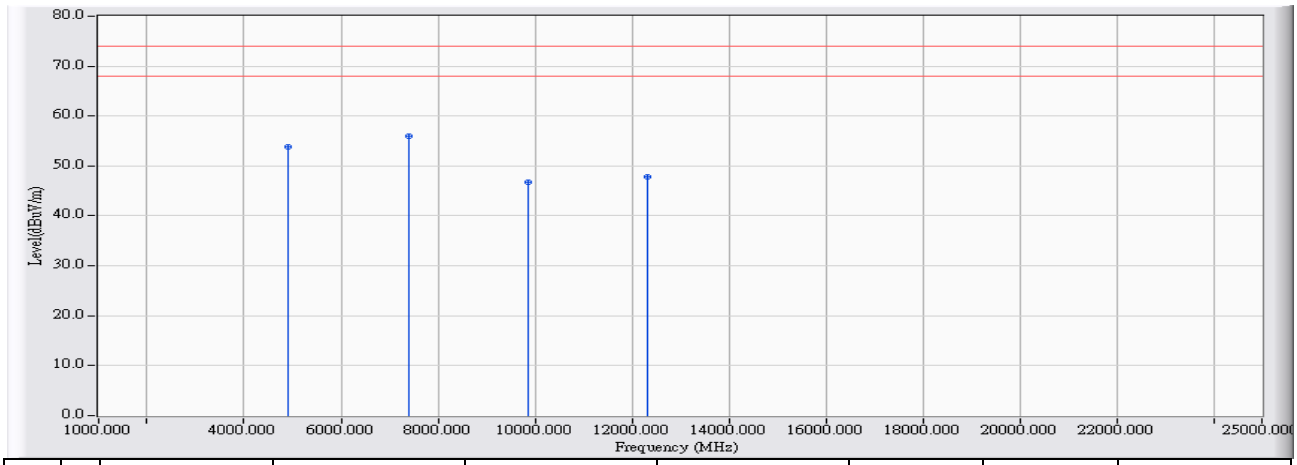

		Frequency (MHz)	Correct Factor (dB)	Reading Level (dBuV)	Measure Level (dBuV/m)	Margin (dB)	Limit (dBuV/m)	Detector Type
1		4922.530	-8.813	62.540	53.727	-20.273	74.000	PEAK
2	*	7386.510	0.576	55.472	56.048	-17.952	74.000	PEAK
3		9848.300	5.092	41.634	46.726	-27.274	74.000	PEAK
4		12314.440	7.903	39.823	47.726	-26.274	74.000	PEAK

Note:

1. All readings above 1GHz are performed with peak and/or average measurements as necessary.
2. Peak measurements: RBW = 1MHz, VBW = 3 MHz, Sweep: Auto.
3. Average measurements: RBW = 1MHz, VBW = 10 Hz, Sweep: Auto.
4. “ * ”, means this data is the worst emission level.
5. Measurement Level = Reading Level + Correct Factor.
6. The average measurement was not performed when the peak measured data under the limit of average detection.
7. The Emission above 18GHz were not included is because their levels are too low.

Site : CB1	**Time : 2015/07/09 - 22:04**
Limit : FCC_SpartC_15.247_H_03M_AV	**Margin : 6**
Probe : CB1_FCC_EFS_1-18G_H2 - VERTICAL	**Power : AC 120V/60Hz**
EUT : Full HD Ultra-Wide View Wi-Fi Camera	**Note : 802.11n20_2462MHz**

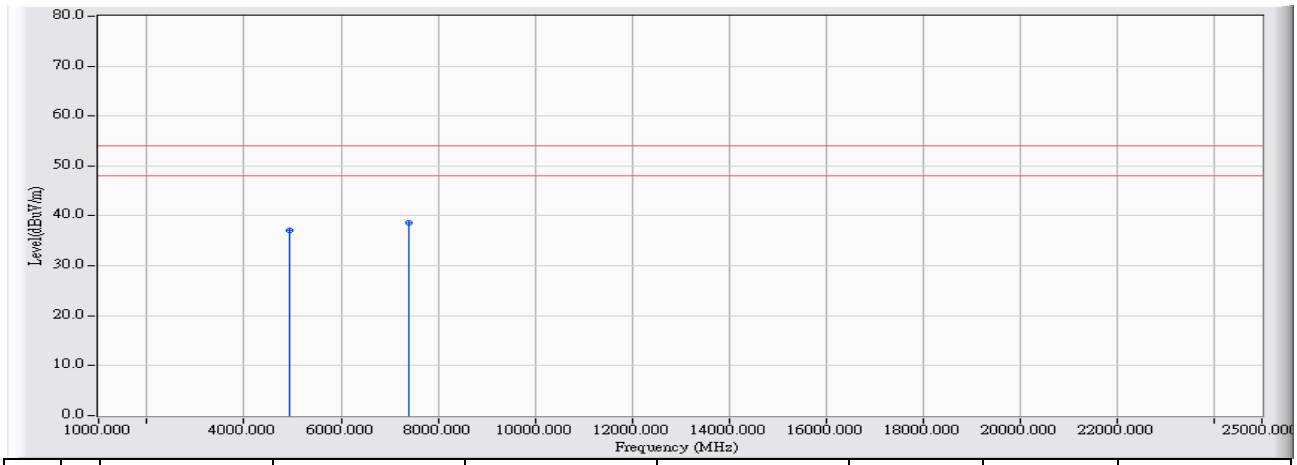

		Frequency (MHz)	Correct Factor (dB)	Reading Level (dBuV)	Measure Level (dBuV/m)	Margin (dB)	Limit (dBuV/m)	Detector Type
1		4925.020	-8.799	45.973	37.173	-16.827	54.000	AVERAGE
2	*	7388.490	0.582	38.081	38.663	-15.337	54.000	AVERAGE

Note:

1. All readings above 1GHz are performed with peak and/or average measurements as necessary.
2. Peak measurements: RBW = 1MHz, VBW = 3 MHz, Sweep: Auto.
3. Average measurements: RBW = 1MHz, VBW = 10 Hz, Sweep: Auto.
4. " * ", means this data is the worst emission level.
5. Measurement Level = Reading Level + Correct Factor.
6. The average measurement was not performed when the peak measured data under the limit of average detection.
7. The Emission above 18GHz were not included is because their levels are too low.

Site : CB1	**Time : 2015/07/09 - 22:12**
Limit : FCC_SpartC_15.247_H_03M_PK	**Margin : 6**
Probe : CB1_FCC_EFS_1-18G_H2 - HORIZONTAL	**Power : AC 120V/60Hz**
EUT : Full HD Ultra-Wide View Wi-Fi Camera	**Note : 802.11n40_2422MHz**

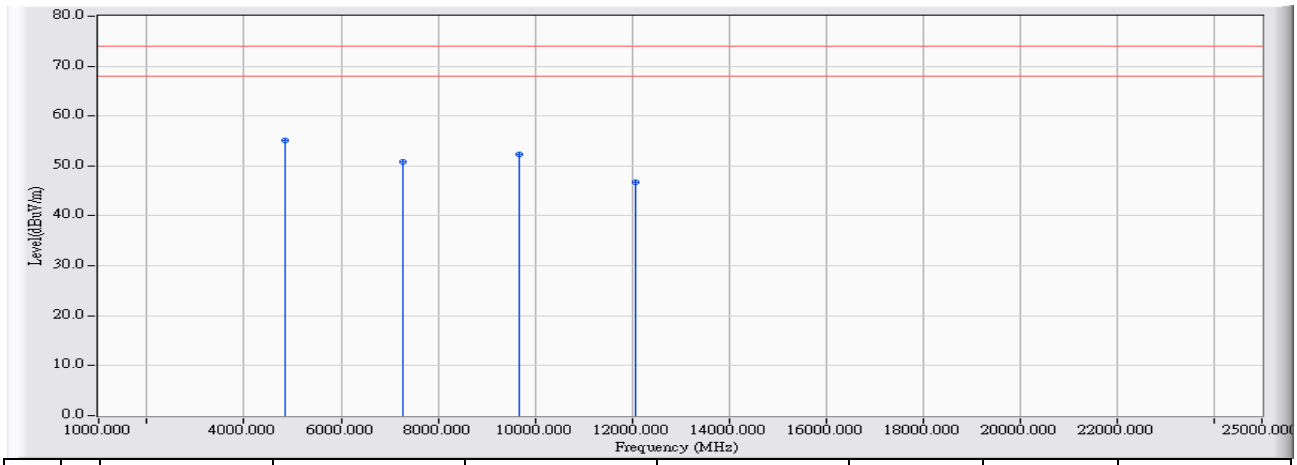

		Frequency (MHz)	Correct Factor (dB)	Reading Level (dBuV)	Measure Level (dBuV/m)	Margin (dB)	Limit (dBuV/m)	Detector Type
1	*	4844.780	-7.011	62.196	55.185	-18.815	74.000	PEAK
2		7271.700	-0.693	51.575	50.882	-23.118	74.000	PEAK
3		9688.240	5.200	47.204	52.405	-21.595	74.000	PEAK
4		12081.500	8.359	38.443	46.802	-27.198	74.000	PEAK

Note:

1. All readings above 1GHz are performed with peak and/or average measurements as necessary.
2. Peak measurements: RBW = 1MHz, VBW = 3 MHz, Sweep: Auto.
3. Average measurements: RBW = 1MHz, VBW = 10 Hz, Sweep: Auto.
4. “ * ”, means this data is the worst emission level.
5. Measurement Level = Reading Level + Correct Factor.
6. The average measurement was not performed when the peak measured data under the limit of average detection.
7. The Emission above 18GHz were not included is because their levels are too low.

Site : CB1	**Time : 2015/07/09 - 22:14**
Limit : FCC_SpartC_15.247_H_03M_AV	**Margin : 6**
Probe : CB1_FCC_EFS_1-18G_H2 - HORIZONTAL	**Power : AC 120V/60Hz**
EUT : Full HD Ultra-Wide View Wi-Fi Camera	**Note : 802.11n40_2422MHz**

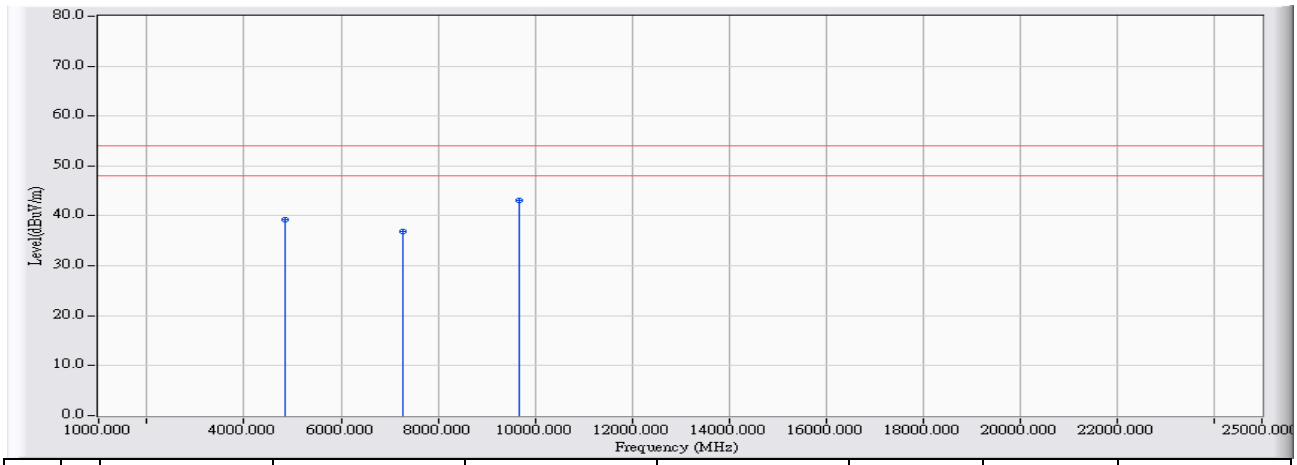

		Frequency (MHz)	Correct Factor (dB)	Reading Level (dBuV)	Measure Level (dBuV/m)	Margin (dB)	Limit (dBuV/m)	Detector Type
1		4844.210	-7.011	46.217	39.206	-14.794	54.000	AVERAGE
2		7262.700	-0.713	37.503	36.790	-17.210	54.000	AVERAGE
3	*	9688.030	5.200	37.813	43.013	-10.987	54.000	AVERAGE

Note:

1. All readings above 1GHz are performed with peak and/or average measurements as necessary.
2. Peak measurements: RBW = 1MHz, VBW = 3 MHz, Sweep: Auto.
3. Average measurements: RBW = 1MHz, VBW = 10 Hz, Sweep: Auto.
4. “ * ”, means this data is the worst emission level.
5. Measurement Level = Reading Level + Correct Factor.
6. The average measurement was not performed when the peak measured data under the limit of average detection.
7. The Emission above 18GHz were not included is because their levels are too low.

Site : CB1	**Time : 2015/07/09 - 22:20**
Limit : FCC_SpartC_15.247_H_03M_PK	**Margin : 6**
Probe : CB1_FCC_EFS_1-18G_H2 - VERTICAL	**Power : AC 120V/60Hz**
EUT : Full HD Ultra-Wide View Wi-Fi Camera	**Note : 802.11n40_2422MHz**

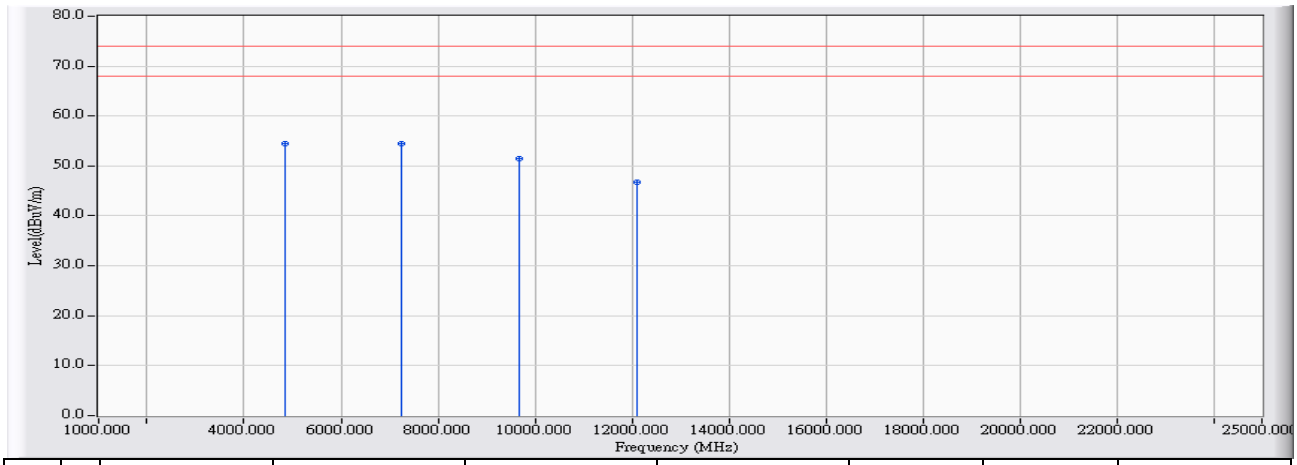

		Frequency (MHz)	Correct Factor (dB)	Reading Level (dBuV)	Measure Level (dBuV/m)	Margin (dB)	Limit (dBuV/m)	Detector Type
1	*	4844.900	-9.225	63.759	54.534	-19.466	74.000	PEAK
2		7259.473	0.239	54.285	54.523	-19.477	74.000	PEAK
3		9688.090	4.385	47.159	51.544	-22.456	74.000	PEAK
4		12122.990	8.061	38.722	46.783	-27.217	74.000	PEAK

Note:

1. All readings above 1GHz are performed with peak and/or average measurements as necessary.
2. Peak measurements: RBW = 1MHz, VBW = 3 MHz, Sweep: Auto.
3. Average measurements: RBW = 1MHz, VBW = 10 Hz, Sweep: Auto.
4. “ * ”, means this data is the worst emission level.
5. Measurement Level = Reading Level + Correct Factor.
6. The average measurement was not performed when the peak measured data under the limit of average detection.
7. The Emission above 18GHz were not included is because their levels are too low.

Site : CB1	**Time : 2015/07/09 - 22:24**
Limit : FCC_SpartC_15.247_H_03M_AV	**Margin : 6**
Probe : CB1_FCC_EFS_1-18G_H2 - VERTICAL	**Power : AC 120V/60Hz**
EUT : Full HD Ultra-Wide View Wi-Fi Camera	**Note : 802.11n40_2422MHz**

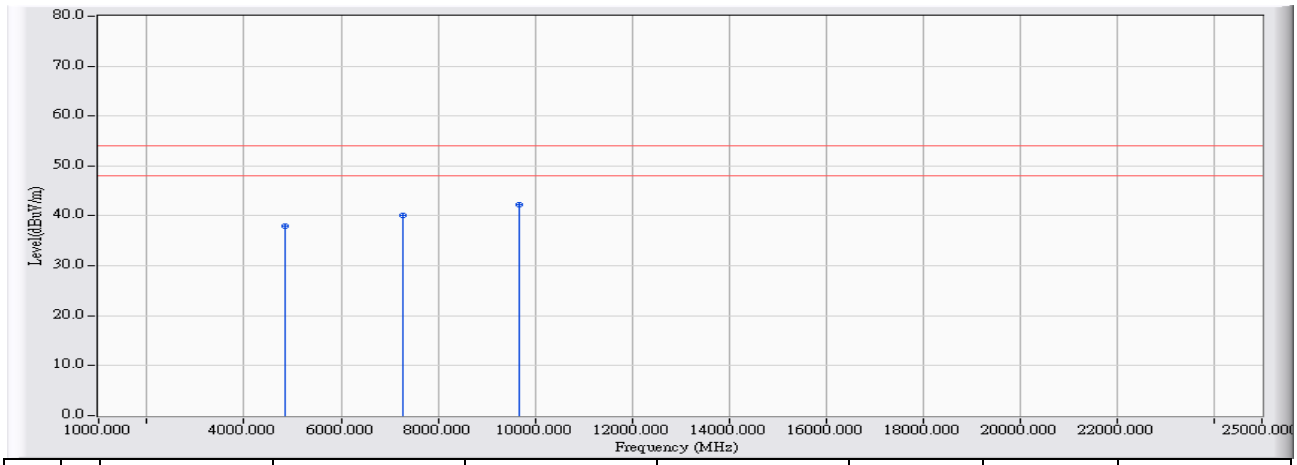

		Frequency (MHz)	Correct Factor (dB)	Reading Level (dBuV)	Measure Level (dBuV/m)	Margin (dB)	Limit (dBuV/m)	Detector Type
1		4843.730	-9.232	47.190	37.959	-16.041	54.000	AVERAGE
2		7262.490	0.246	39.802	40.048	-13.952	54.000	AVERAGE
3	*	9687.970	4.384	37.763	42.148	-11.852	54.000	AVERAGE

Note:

1. All readings above 1GHz are performed with peak and/or average measurements as necessary.
2. Peak measurements: RBW = 1MHz, VBW = 3 MHz, Sweep: Auto.
3. Average measurements: RBW = 1MHz, VBW = 10 Hz, Sweep: Auto.
4. “ * ”, means this data is the worst emission level.
5. Measurement Level = Reading Level + Correct Factor.
6. The average measurement was not performed when the peak measured data under the limit of average detection.
7. The Emission above 18GHz were not included is because their levels are too low.

Site : CB1	**Time : 2015/07/09 - 22:30**
Limit : FCC_SpartC_15.247_H_03M_PK	**Margin : 6**
Probe : CB1_FCC_EFS_1-18G_H2 - HORIZONTAL	**Power : AC 120V/60Hz**
EUT : Full HD Ultra-Wide View Wi-Fi Camera	**Note : 802.11n40_2437MHz**

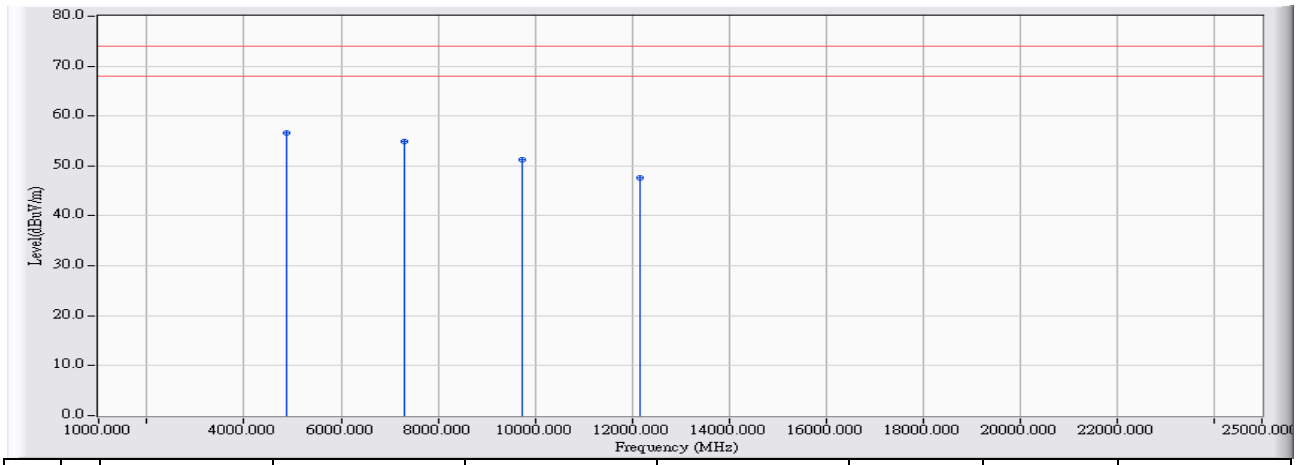

		Frequency (MHz)	Correct Factor (dB)	Reading Level (dBuV)	Measure Level (dBuV/m)	Margin (dB)	Limit (dBuV/m)	Detector Type
1	*	4873.250	-6.976	63.687	56.711	-17.289	74.000	PEAK
2		7306.770	-0.614	55.599	54.986	-19.014	74.000	PEAK
3		9747.640	5.439	45.864	51.302	-22.698	74.000	PEAK
4		12172.550	8.363	39.174	47.538	-26.462	74.000	PEAK

Note:

1. All readings above 1GHz are performed with peak and/or average measurements as necessary.
2. Peak measurements: RBW = 1MHz, VBW = 3 MHz, Sweep: Auto.
3. Average measurements: RBW = 1MHz, VBW = 10 Hz, Sweep: Auto.
4. “ * ”, means this data is the worst emission level.
5. Measurement Level = Reading Level + Correct Factor.
6. The average measurement was not performed when the peak measured data under the limit of average detection.
7. The Emission above 18GHz were not included is because their levels are too low.

Site : CB1	**Time : 2015/07/09 - 22:34**
Limit : FCC_SpartC_15.247_H_03M_AV	**Margin : 6**
Probe : CB1_FCC_EFS_1-18G_H2 - HORIZONTAL	**Power : AC 120V/60Hz**
EUT : Full HD Ultra-Wide View Wi-Fi Camera	**Note : 802.11n40_2437MHz**

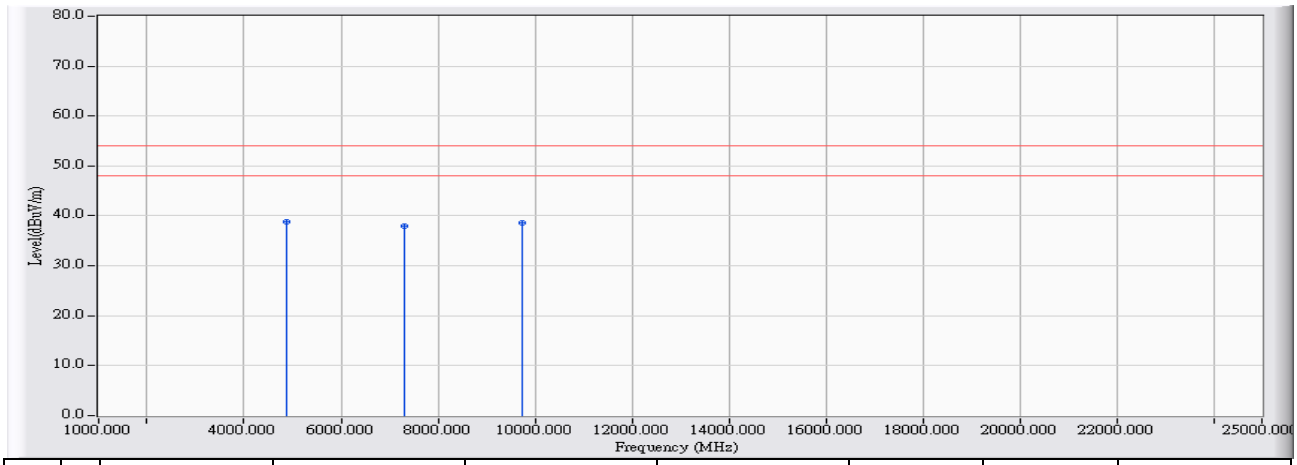

		Frequency (MHz)	Correct Factor (dB)	Reading Level (dBuV)	Measure Level (dBuV/m)	Margin (dB)	Limit (dBuV/m)	Detector Type
1	*	4868.360	-6.982	45.697	38.715	-15.285	54.000	AVERAGE
2		7307.850	-0.610	38.496	37.885	-16.115	54.000	AVERAGE
3		9748.090	5.440	33.248	38.688	-15.312	54.000	AVERAGE

Note:

1. All readings above 1GHz are performed with peak and/or average measurements as necessary.
2. Peak measurements: RBW = 1MHz, VBW = 3 MHz, Sweep: Auto.
3. Average measurements: RBW = 1MHz, VBW = 10 Hz, Sweep: Auto.
4. “ * ”, means this data is the worst emission level.
5. Measurement Level = Reading Level + Correct Factor.
6. The average measurement was not performed when the peak measured data under the limit of average detection.
7. The Emission above 18GHz were not included is because their levels are too low.

Site : CB1	**Time : 2015/07/09 - 22:41**
Limit : FCC_SpartC_15.247_H_03M_PK	**Margin : 6**
Probe : CB1_FCC_EFS_1-18G_H2 - VERTICAL	**Power : AC 120V/60Hz**
EUT : Full HD Ultra-Wide View Wi-Fi Camera	**Note : 802.11n40_2437MHz**

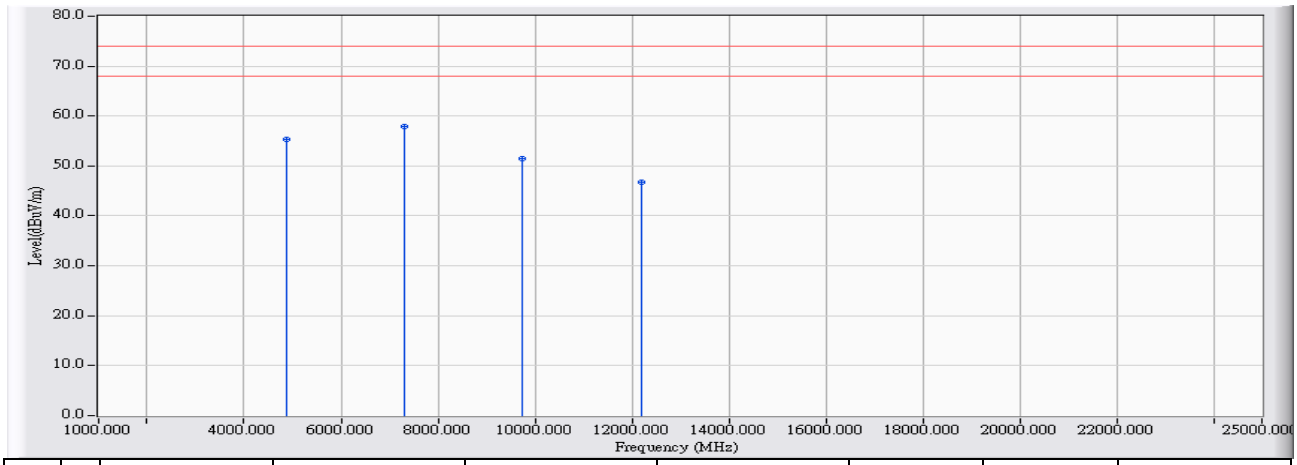

		Frequency (MHz)	Correct Factor (dB)	Reading Level (dBuV)	Measure Level (dBuV/m)	Margin (dB)	Limit (dBuV/m)	Detector Type
1		4873.040	-9.075	64.384	55.308	-18.692	74.000	PEAK
2	*	7306.410	0.361	57.549	57.910	-16.090	74.000	PEAK
3		9747.970	4.652	46.830	51.481	-22.519	74.000	PEAK
4		12205.970	8.002	38.740	46.742	-27.258	74.000	PEAK

Note:

1. All readings above 1GHz are performed with peak and/or average measurements as necessary.
2. Peak measurements: RBW = 1MHz, VBW = 3 MHz, Sweep: Auto.
3. Average measurements: RBW = 1MHz, VBW = 10 Hz, Sweep: Auto.
4. “ * ”, means this data is the worst emission level.
5. Measurement Level = Reading Level + Correct Factor.
6. The average measurement was not performed when the peak measured data under the limit of average detection.
7. The Emission above 18GHz were not included is because their levels are too low.

Site : CB1	**Time : 2015/07/09 - 22:44**
Limit : FCC_SpartC_15.247_H_03M_AV	**Margin : 6**
Probe : CB1_FCC_EFS_1-18G_H2 - VERTICAL	**Power : AC 120V/60Hz**
EUT : Full HD Ultra-Wide View Wi-Fi Camera	**Note : 802.11n40_2437MHz**

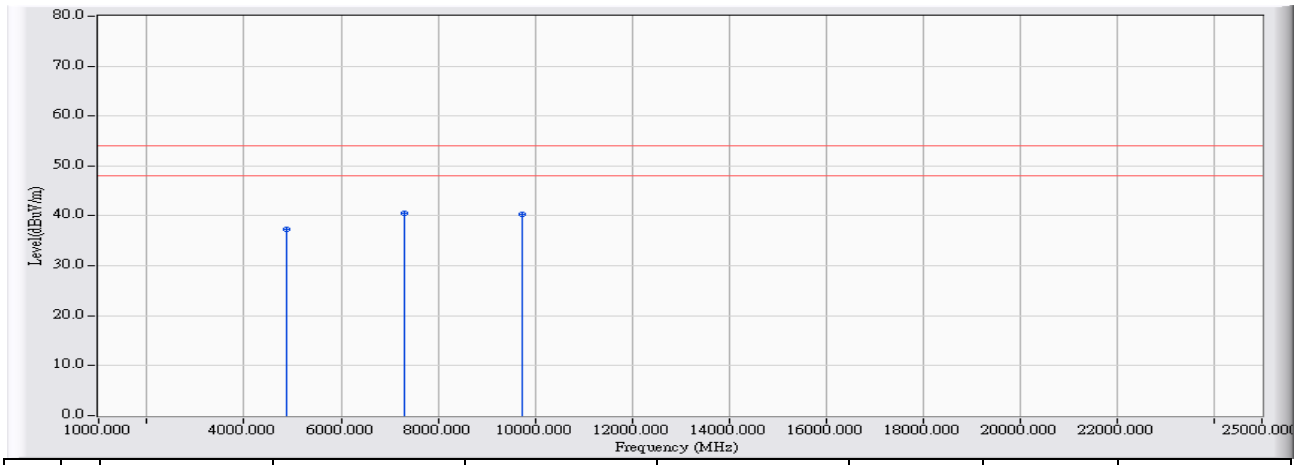

		Frequency (MHz)	Correct Factor (dB)	Reading Level (dBuV)	Measure Level (dBuV/m)	Margin (dB)	Limit (dBuV/m)	Detector Type
1		4868.330	-9.101	46.324	37.223	-16.777	54.000	AVERAGE
2	*	7314.390	0.382	40.241	40.623	-13.377	54.000	AVERAGE
3		9748.000	4.652	35.607	40.259	-13.741	54.000	AVERAGE

Note:

1. All readings above 1GHz are performed with peak and/or average measurements as necessary.
2. Peak measurements: RBW = 1MHz, VBW = 3 MHz, Sweep: Auto.
3. Average measurements: RBW = 1MHz, VBW = 10 Hz, Sweep: Auto.
4. “ * ”, means this data is the worst emission level.
5. Measurement Level = Reading Level + Correct Factor.
6. The average measurement was not performed when the peak measured data under the limit of average detection.
7. The Emission above 18GHz were not included is because their levels are too low.

Site : CB1	**Time : 2015/07/09 - 22:50**
Limit : FCC_SpartC_15.247_H_03M_PK	**Margin : 6**
Probe : CB1_FCC_EFS_1-18G_H2 - HORIZONTAL	**Power : AC 120V/60Hz**
EUT : Full HD Ultra-Wide View Wi-Fi Camera	**Note : 802.11n40_2452MHz**

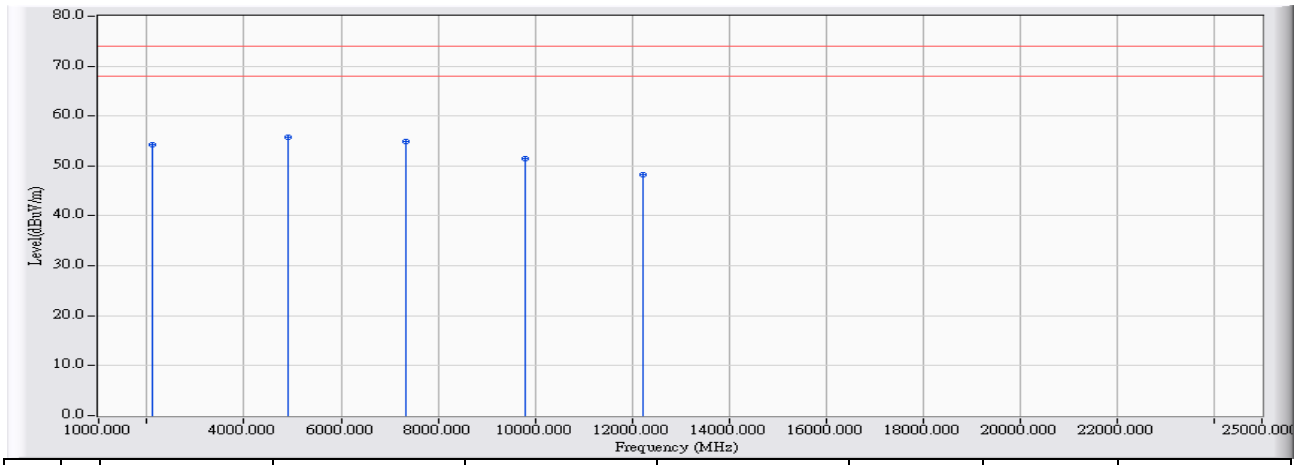

		Frequency (MHz)	Correct Factor (dB)	Reading Level (dBuV)	Measure Level (dBuV/m)	Margin (dB)	Limit (dBuV/m)	Detector Type
1		2108.190	-14.368	68.699	54.331	-19.669	74.000	PEAK
2	*	4904.780	-6.937	62.633	55.696	-18.304	74.000	PEAK
3		7343.070	-0.530	55.497	54.966	-19.034	74.000	PEAK
4		9807.640	5.674	45.836	51.510	-22.490	74.000	PEAK
5		12240.800	8.357	39.868	48.225	-25.775	74.000	PEAK

Note:

1. All readings above 1GHz are performed with peak and/or average measurements as necessary.
2. Peak measurements: RBW = 1MHz, VBW = 3 MHz, Sweep: Auto.
3. Average measurements: RBW = 1MHz, VBW = 10 Hz, Sweep: Auto.
4. “ * ”, means this data is the worst emission level.
5. Measurement Level = Reading Level + Correct Factor.
6. The average measurement was not performed when the peak measured data under the limit of average detection.
7. The Emission above 18GHz were not included is because their levels are too low.

Site : CB1	**Time : 2015/07/09 - 22:55**
Limit : FCC_SpartC_15.247_H_03M_AV	**Margin : 6**
Probe : CB1_FCC_EFS_1-18G_H2 - HORIZONTAL	**Power : AC 120V/60Hz**
EUT : Full HD Ultra-Wide View Wi-Fi Camera	**Note : 802.11n40_2452MHz**

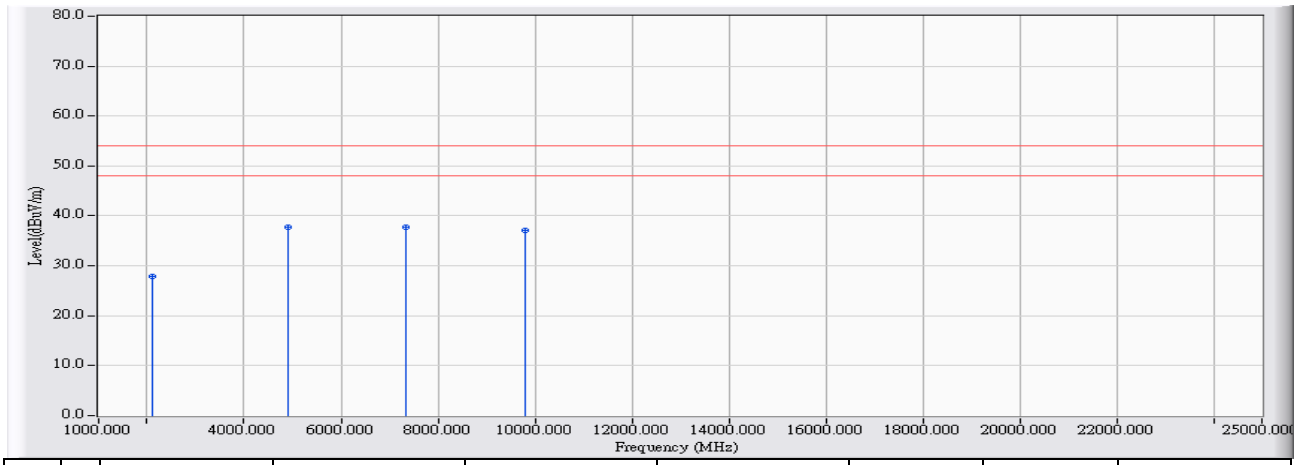

		Frequency (MHz)	Correct Factor (dB)	Reading Level (dBuV)	Measure Level (dBuV/m)	Margin (dB)	Limit (dBuV/m)	Detector Type
1		2108.100	-14.368	42.343	27.975	-26.025	54.000	AVERAGE
2		4897.340	-6.946	44.654	37.708	-16.292	54.000	AVERAGE
3	*	7345.680	-0.525	38.234	37.709	-16.291	54.000	AVERAGE
4		9808.030	5.677	31.446	37.122	-16.878	54.000	AVERAGE

Note:

1. All readings above 1GHz are performed with peak and/or average measurements as necessary.
2. Peak measurements: RBW = 1MHz, VBW = 3 MHz, Sweep: Auto.
3. Average measurements: RBW = 1MHz, VBW = 10 Hz, Sweep: Auto.
4. “ * ”, means this data is the worst emission level.
5. Measurement Level = Reading Level + Correct Factor.
6. The average measurement was not performed when the peak measured data under the limit of average detection.
7. The Emission above 18GHz were not included is because their levels are too low.

Site : CB1	**Time : 2015/07/09 - 23:02**
Limit : FCC_SpartC_15.247_H_03M_PK	**Margin : 6**
Probe : CB1_FCC_EFS_1-18G_H2 - VERTICAL	**Power : AC 120V/60Hz**
EUT : Full HD Ultra-Wide View Wi-Fi Camera	**Note : 802.11n40_2452MHz**

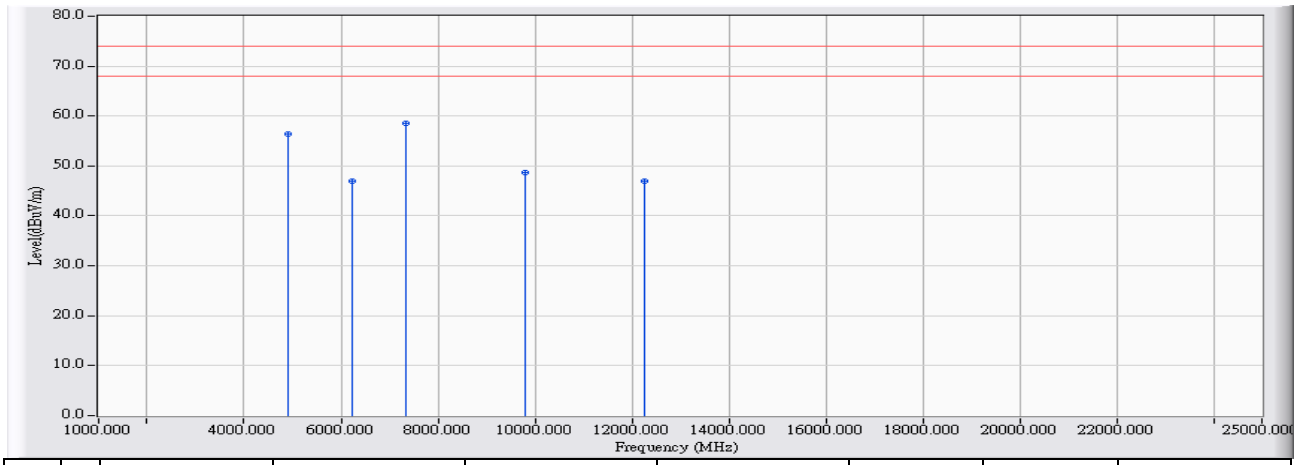

		Frequency (MHz)	Correct Factor (dB)	Reading Level (dBuV)	Measure Level (dBuV/m)	Margin (dB)	Limit (dBuV/m)	Detector Type
1		4903.250	-8.915	65.256	56.341	-17.659	74.000	PEAK
2		6236.330	-3.186	50.065	46.879	-27.121	74.000	PEAK
3	*	7351.710	0.481	57.994	58.474	-15.526	74.000	PEAK
4		9808.000	4.916	43.667	48.582	-25.418	74.000	PEAK
5		12259.310	7.954	39.027	46.981	-27.019	74.000	PEAK

Note:

1. All readings above 1GHz are performed with peak and/or average measurements as necessary.
2. Peak measurements: RBW = 1MHz, VBW = 3 MHz, Sweep: Auto.
3. Average measurements: RBW = 1MHz, VBW = 10 Hz, Sweep: Auto.
4. “ * ”, means this data is the worst emission level.
5. Measurement Level = Reading Level + Correct Factor.
6. The average measurement was not performed when the peak measured data under the limit of average detection.
7. The Emission above 18GHz were not included is because their levels are too low.

Site : CB1	**Time : 2015/07/09 - 23:08**
Limit : FCC_SpartC_15.247_H_03M_AV	**Margin : 6**
Probe : CB1_FCC_EFS_1-18G_H2 - VERTICAL	**Power : AC 120V/60Hz**
EUT : Full HD Ultra-Wide View Wi-Fi Camera	**Note : 802.11n40_2452MHz**

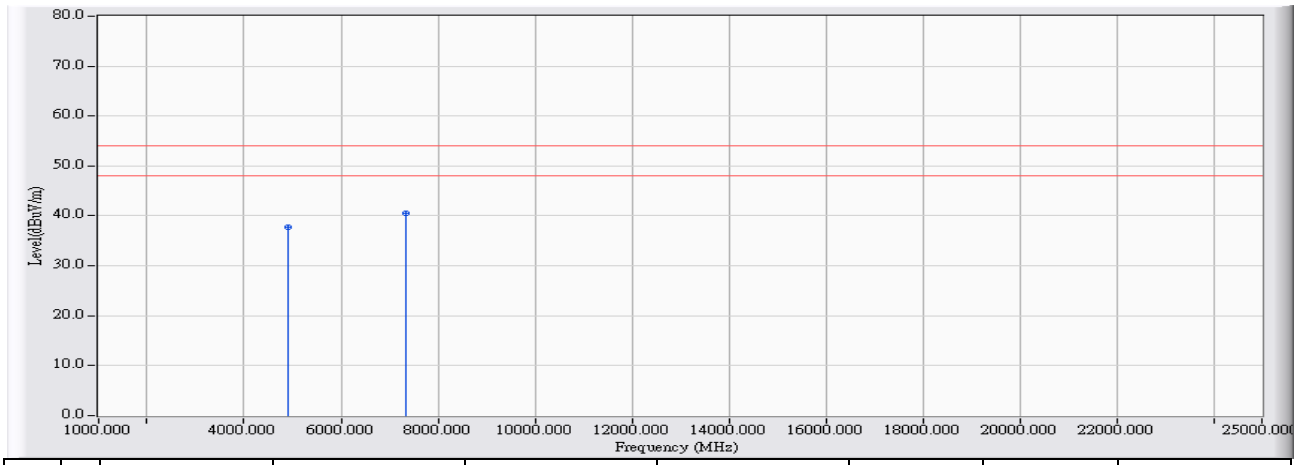

		Frequency (MHz)	Correct Factor (dB)	Reading Level (dBuV)	Measure Level (dBuV/m)	Margin (dB)	Limit (dBuV/m)	Detector Type
1		4897.700	-8.945	46.687	37.742	-16.258	54.000	AVERAGE
2	*	7346.010	0.466	40.026	40.491	-13.509	54.000	AVERAGE

Note:

1. All readings above 1GHz are performed with peak and/or average measurements as necessary.
2. Peak measurements: RBW = 1MHz, VBW = 3 MHz, Sweep: Auto.
3. Average measurements: RBW = 1MHz, VBW = 10 Hz, Sweep: Auto.
4. " * ", means this data is the worst emission level.
5. Measurement Level = Reading Level + Correct Factor.
6. The average measurement was not performed when the peak measured data under the limit of average detection.
7. The Emission above 18GHz were not included is because their levels are too low.

5. RF antenna conducted test

5.1. Test Equipment

The following test equipments are used during the test:

RF antenna conducted test / SR7

Instrument	Manufacturer	Model No.	Serial No	Next Cal. Date
Spectrum Analyzer	Agilent	N9010A-EXA	US47140172	2016/07/13

Note: 1. All equipments that need to calibrate are with calibration period of 1 year.

5.2. Test Setup

RF Antenna Conducted Measurement:

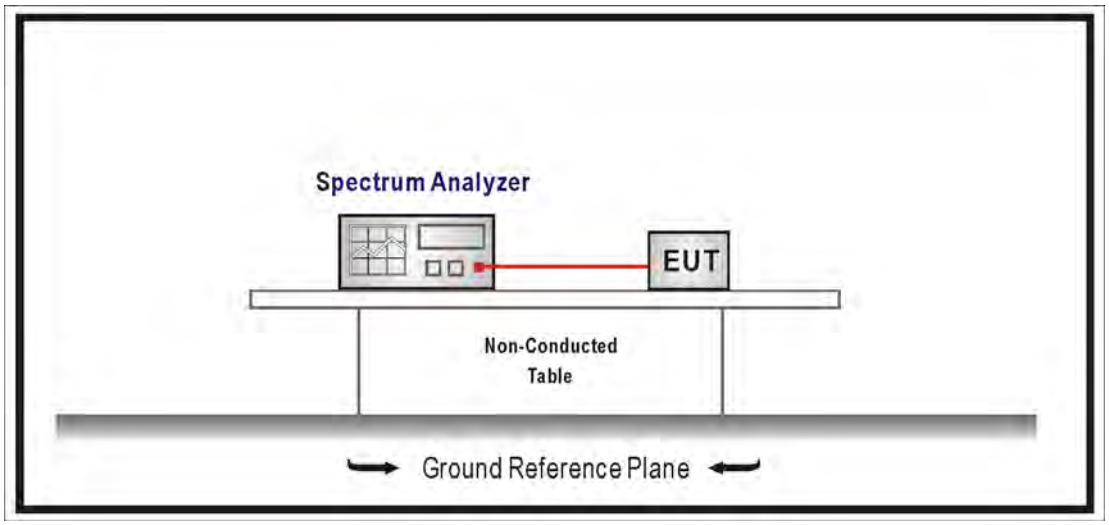

5.3. Limits

In any 100 kHz bandwidth outside the frequency band in which the spread spectrum intentional radiator is operating, the radio frequency power that is produced by the intentional radiator shall be at least 20 dB below that in the 100 kHz bandwidth within the band that contains the highest level of the desired power, based on an RF conducted or radiated measurement. Attenuation below the general limits specified in Section 15.209(a) is not required. In addition, radiated emissions which fall in the restricted bands, as defined in Section 15.205(a), must also comply with the radiated emission limits specified in Section 15.209(a) (see Section 15.205(c)).

5.4. Test Procedure

The EUT was setup according to ANSI C63.10 and tested according to DTS test procedure section 11.2 of KDB558074 v03r02 for compliance to FCC 47CFR 15.247 requirements. Set RBW = 100 kHz, Set VBW> RBW, scan up through 10th harmonic.

5.5. Test Specification

According to FCC Part 15 Subpart C Paragraph 15.247: 2014

5.6. Uncertainty

Conducted is defined as ± 1.27dB

5.7. Test Result

Product	Full HD Ultra-Wide View Wi-Fi Camera		
Test Item	RF antenna conducted test		
Test Mode	Mode 1: Transmitter		
Date of Test	2015/07/11	Test Site	SR7

IEEE 802.11b, ANT 0				
Channel No.	Frequency (MHz)	Measure Level (dBc)	Limit (dBc)	Result
1	2412	45.608	≧30	Pass
6	2437	53.094	≧30	Pass
11	2462	58.070	≧30	Pass

Channel 1 (2412MHz)

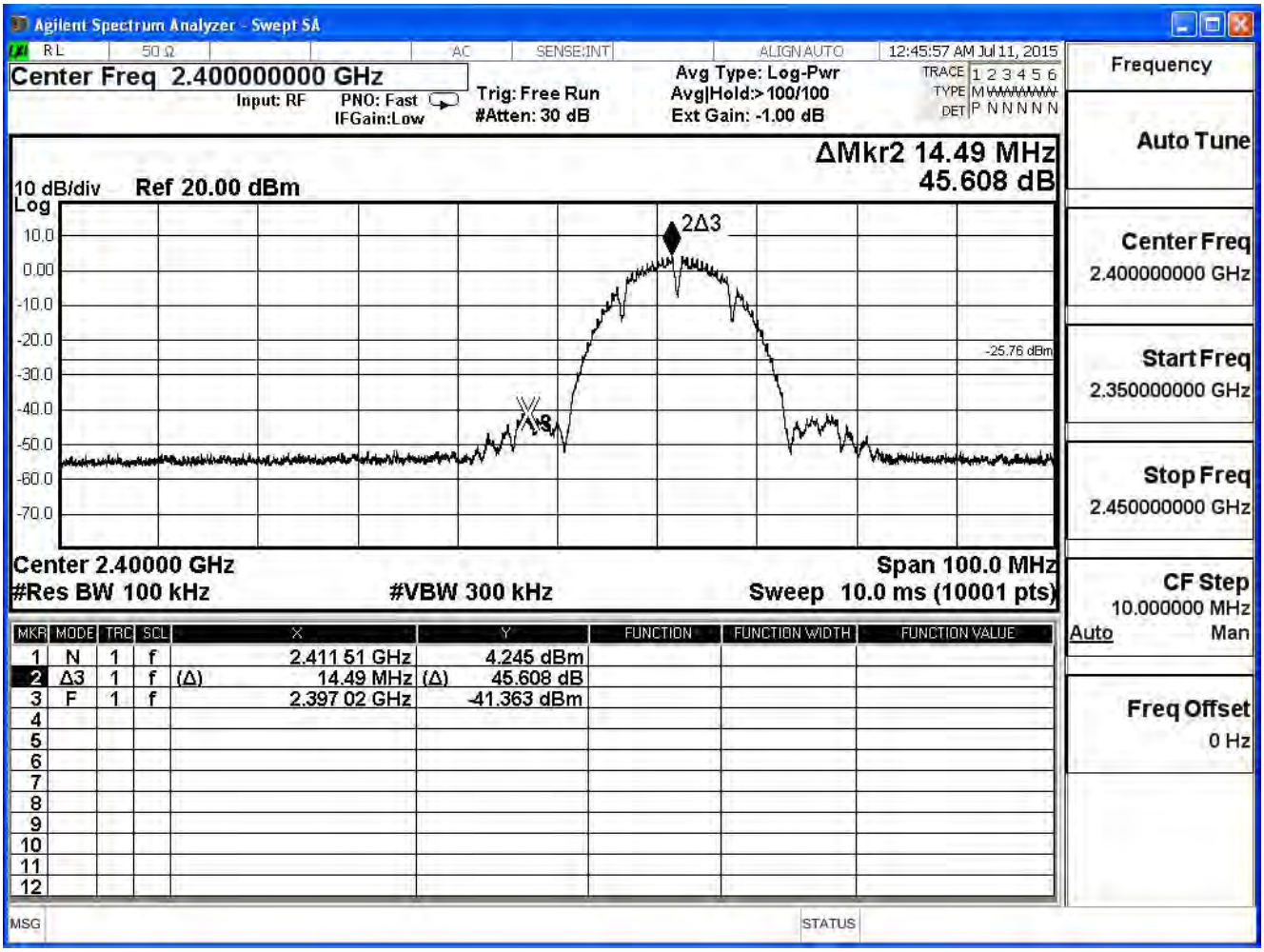

Channel 6 (2437MHz)

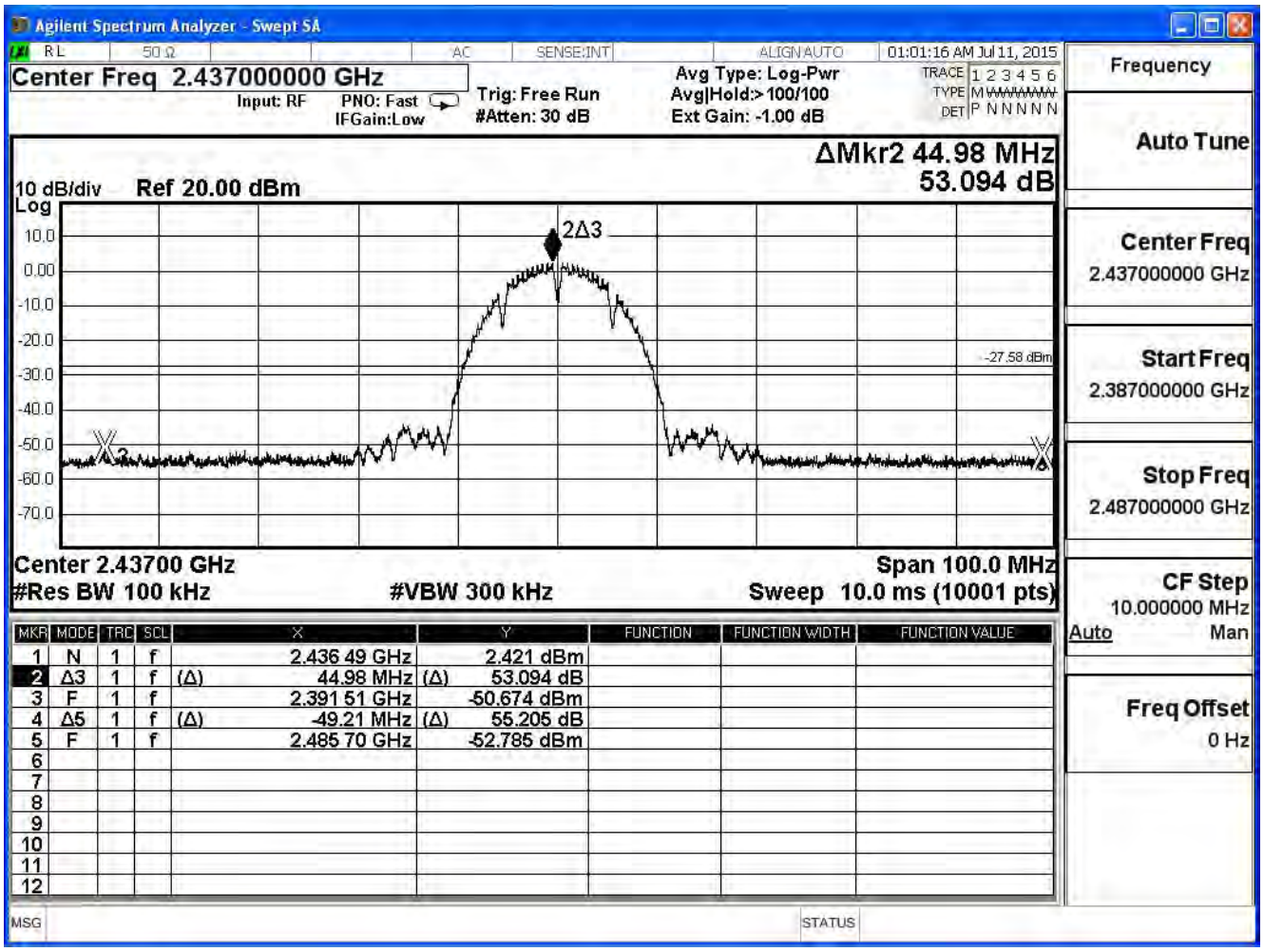

Channel 11 (2462MHz)

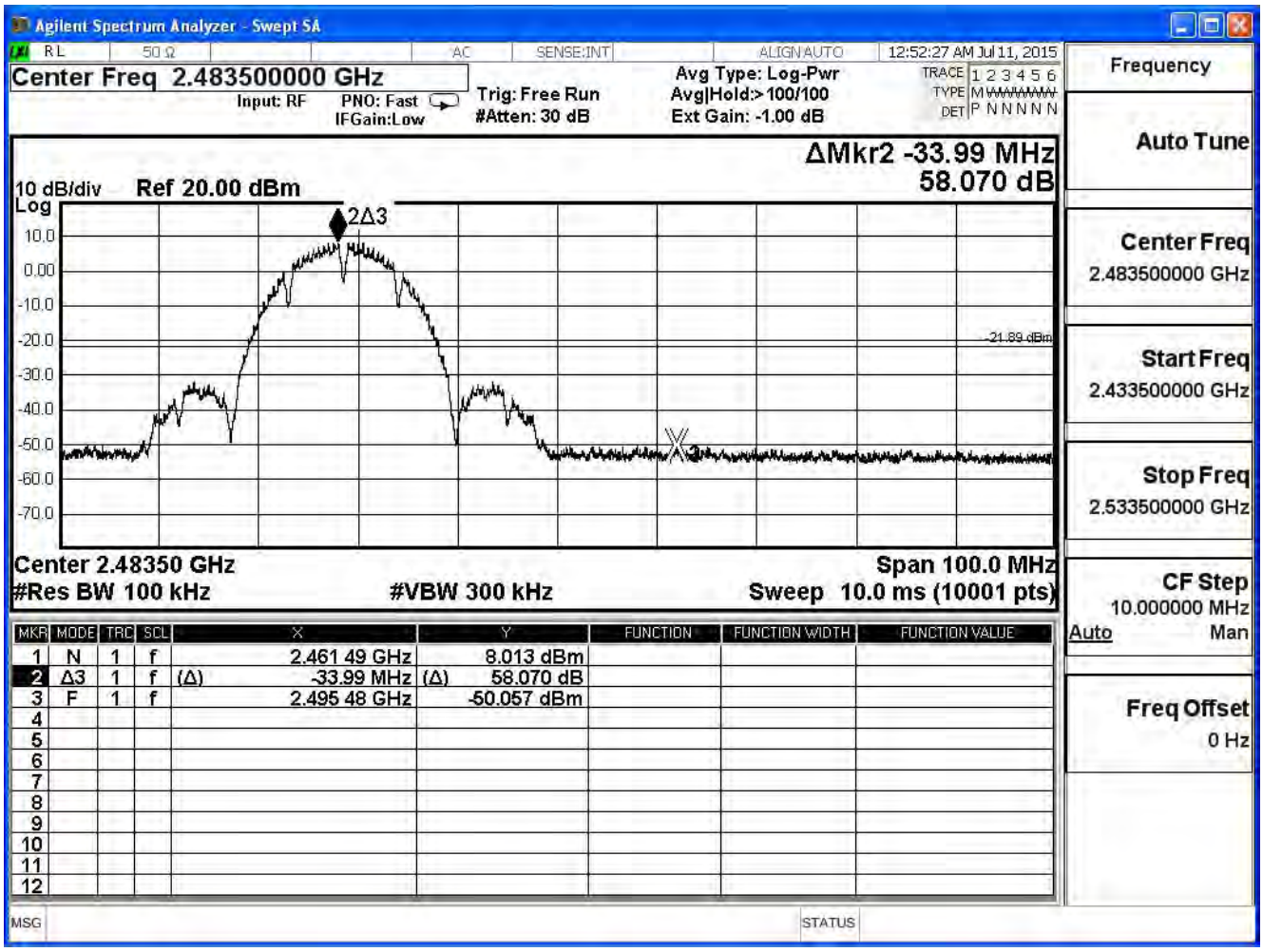

Product	Full HD Ultra-Wide View Wi-Fi Camera		
Test Item	RF antenna conducted test		
Test Mode	Mode 1: Transmitter		
Date of Test	2015/07/11	Test Site	SR7

IEEE 802.11g, ANT 0				
Channel No.	Frequency (MHz)	Measure Level (dBc)	Limit (dBc)	Result
1	2412	33.924	≧30	Pass
6	2437	54.067	≧30	Pass
11	2462	51.024	≧30	Pass

Channel 1 (2412MHz)

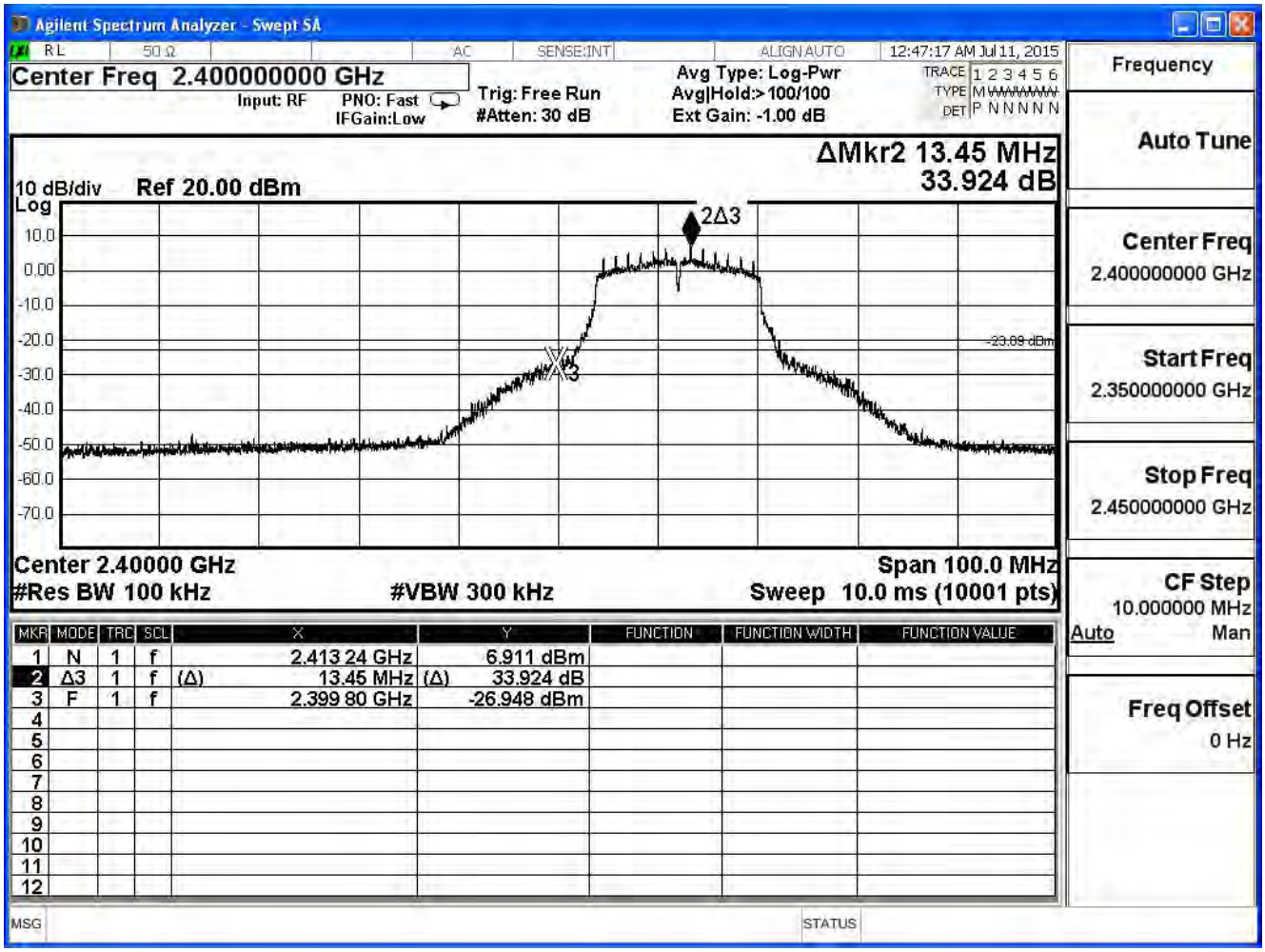

Channel 6 (2437MHz)

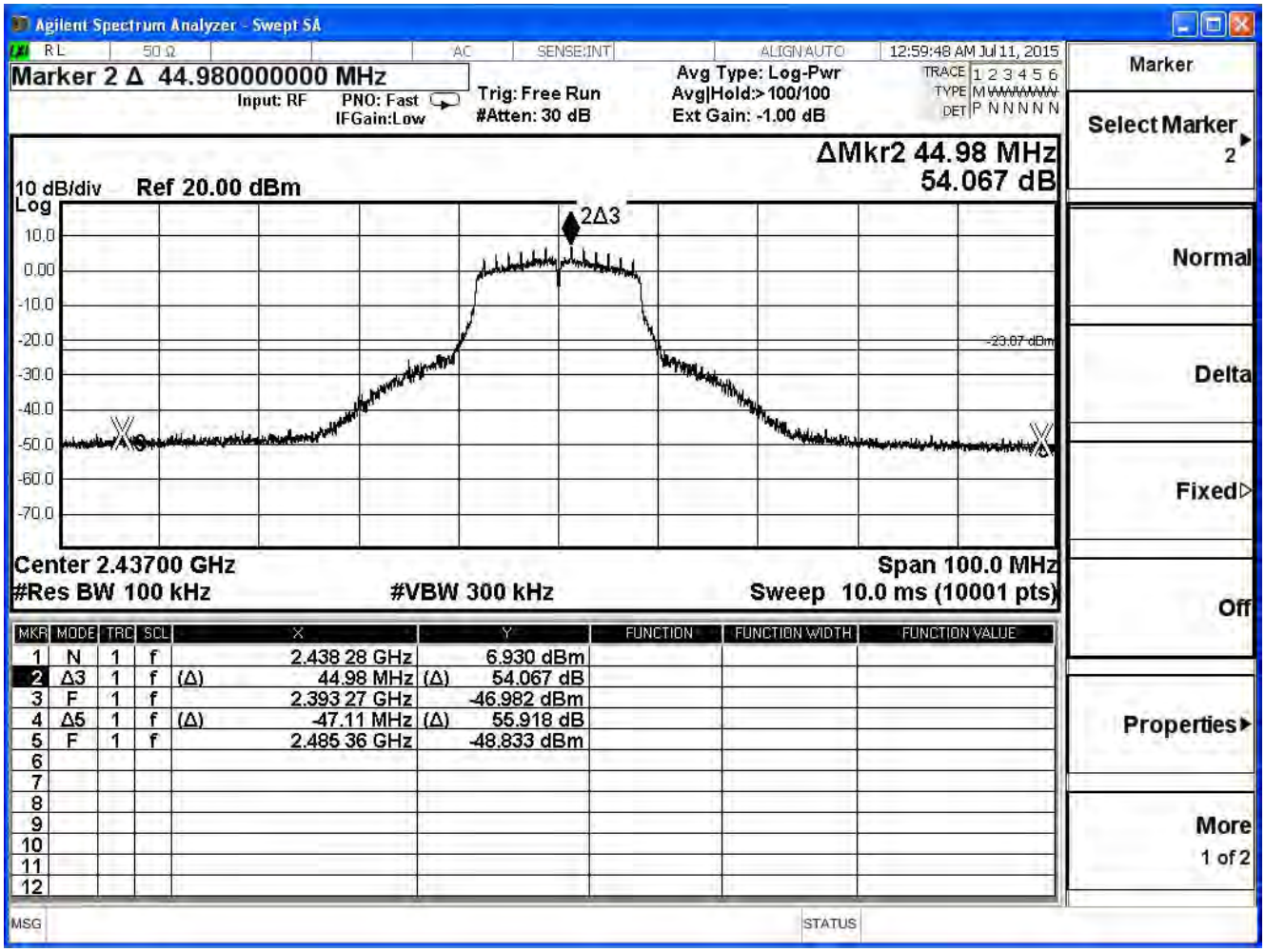

Channel 11 (2462MHz)

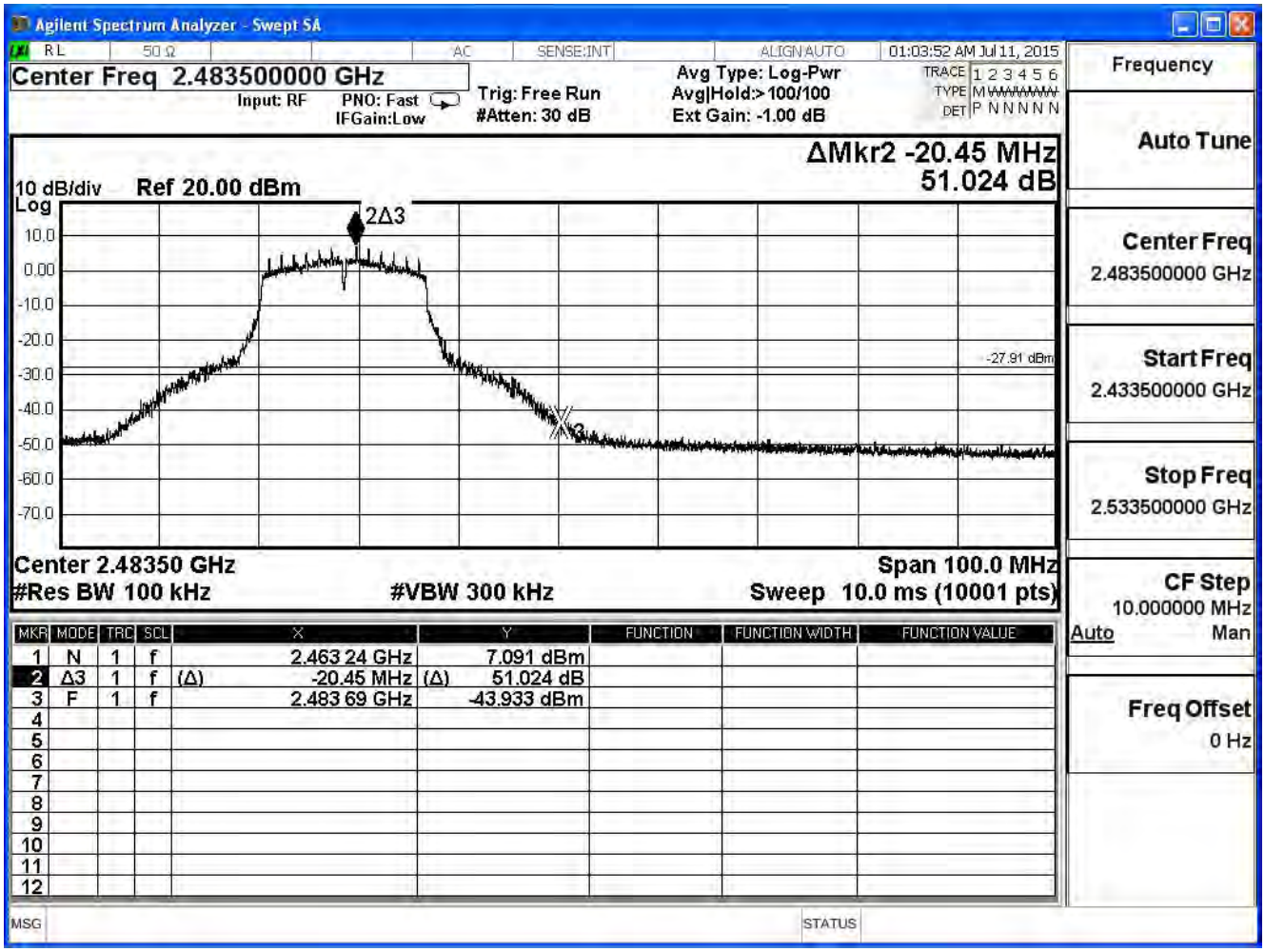

Product	Full HD Ultra-Wide View Wi-Fi Camera		
Test Item	RF antenna conducted test		
Test Mode	Mode 1: Transmitter		
Date of Test	2015/07/11	Test Site	SR7

IEEE 802.11n (20MHz), ANT 0				
Channel No.	Frequency (MHz)	Measure Level (dBc)	Limit (dBc)	Result
1	2412	31.671	≧30	Pass
6	2437	53.820	≧30	Pass
11	2462	47.398	≧30	Pass

Channel 1 (2412MHz)

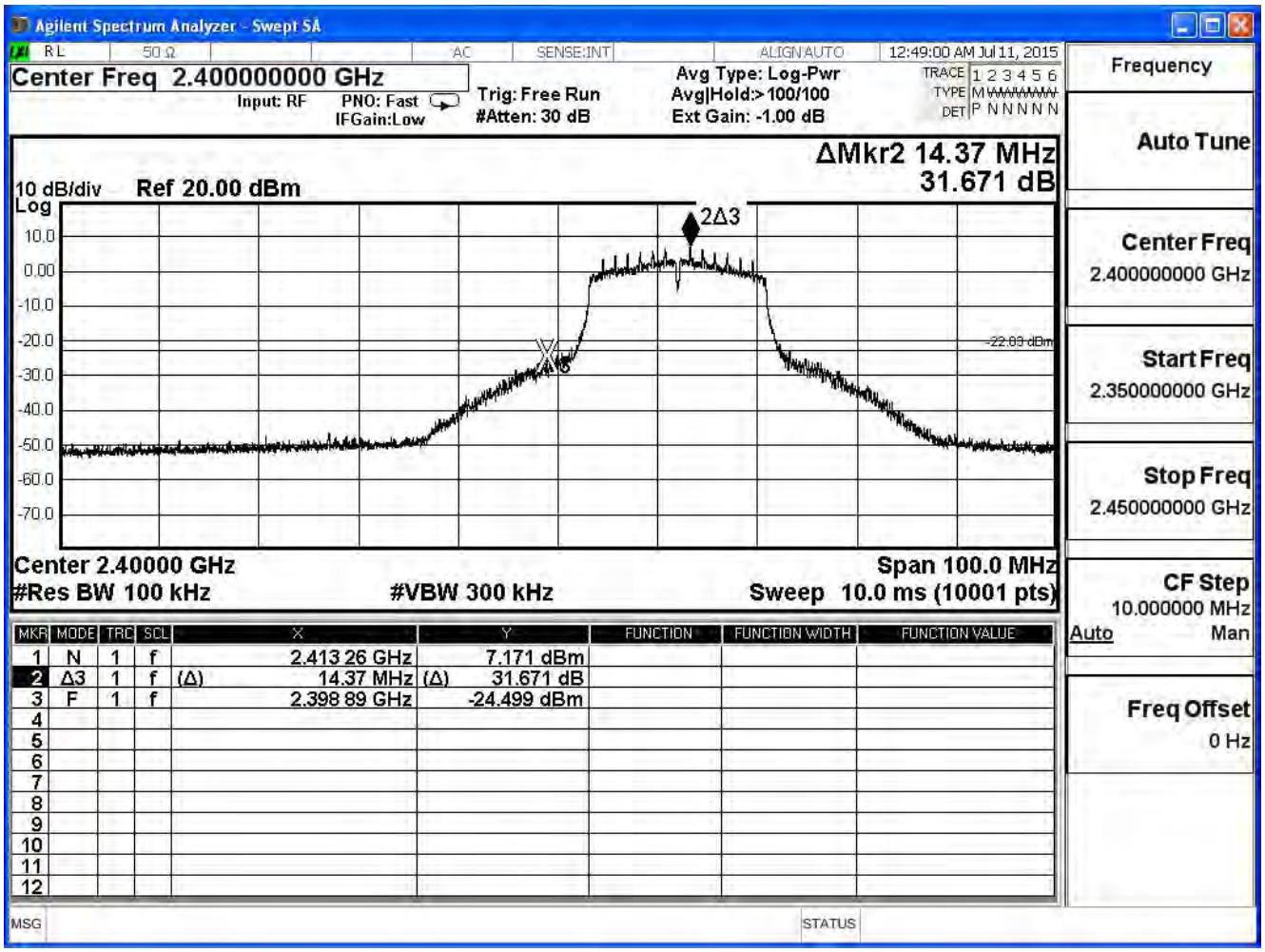

Channel 6 (2437MHz)

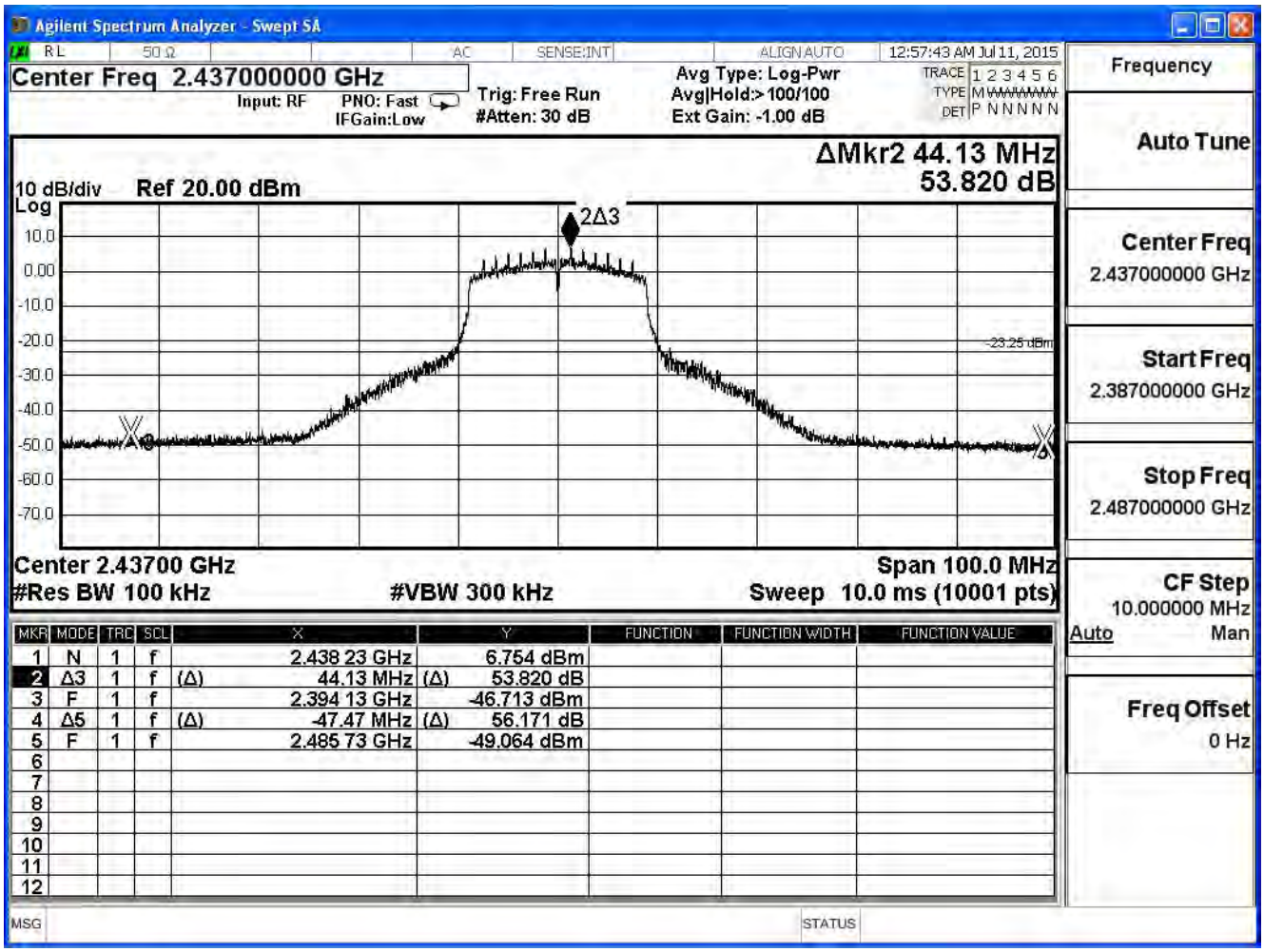

Channel 11 (2462MHz)

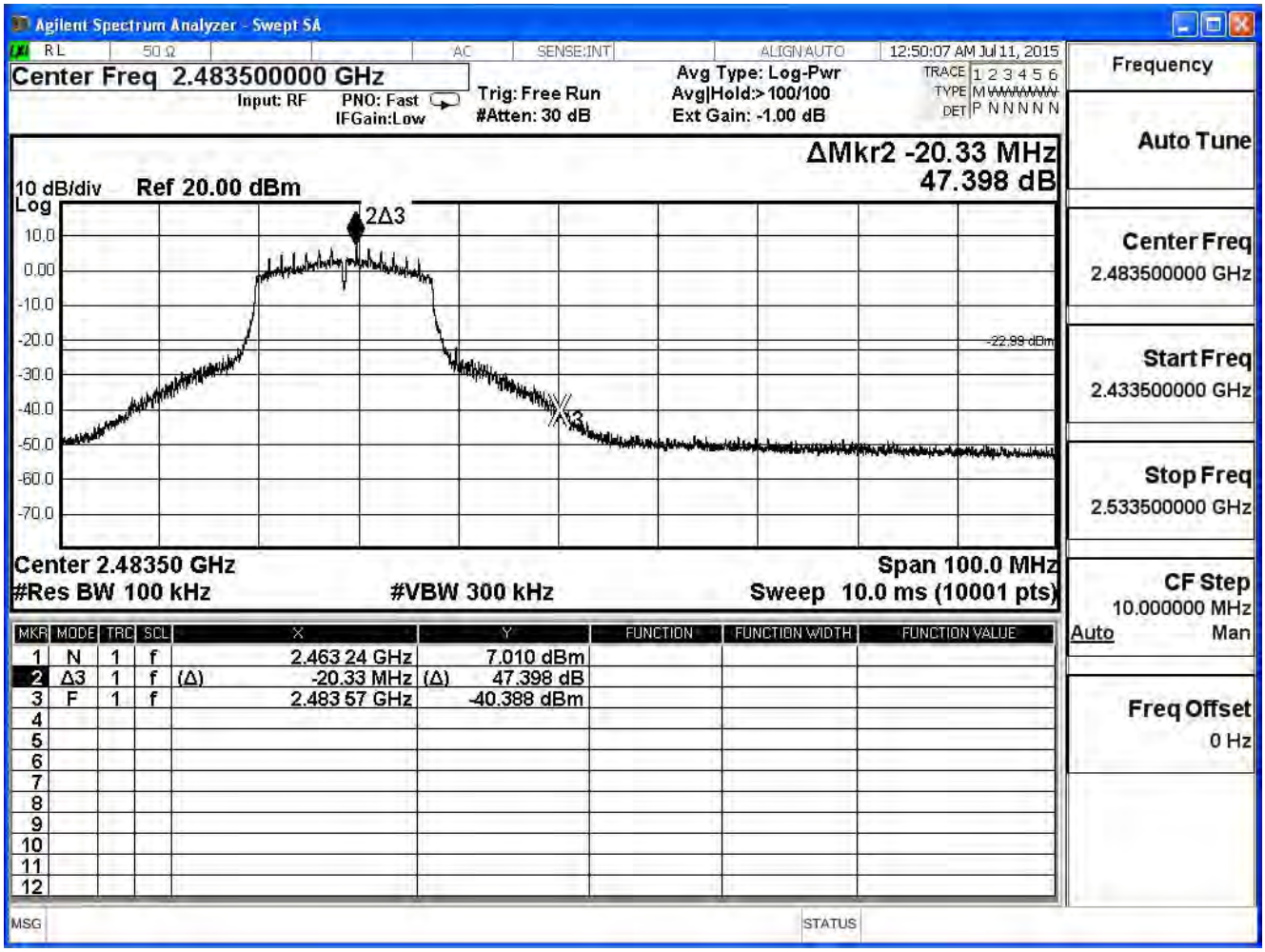

Product	Full HD Ultra-Wide View Wi-Fi Camera		
Test Item	RF antenna conducted test		
Test Mode	Mode 1: Transmitter		
Date of Test	2015/07/11	Test Site	SR7

IEEE 802.11n (40MHz), ANT 0				
Channel No.	Frequency (MHz)	Measure Level (dBc)	Limit (dBc)	Result
3	2422	34.944	≧30	Pass
6	2437	39.986	≧30	Pass
9	2452	39.254	≧30	Pass

Channel 3 (2422MHz)

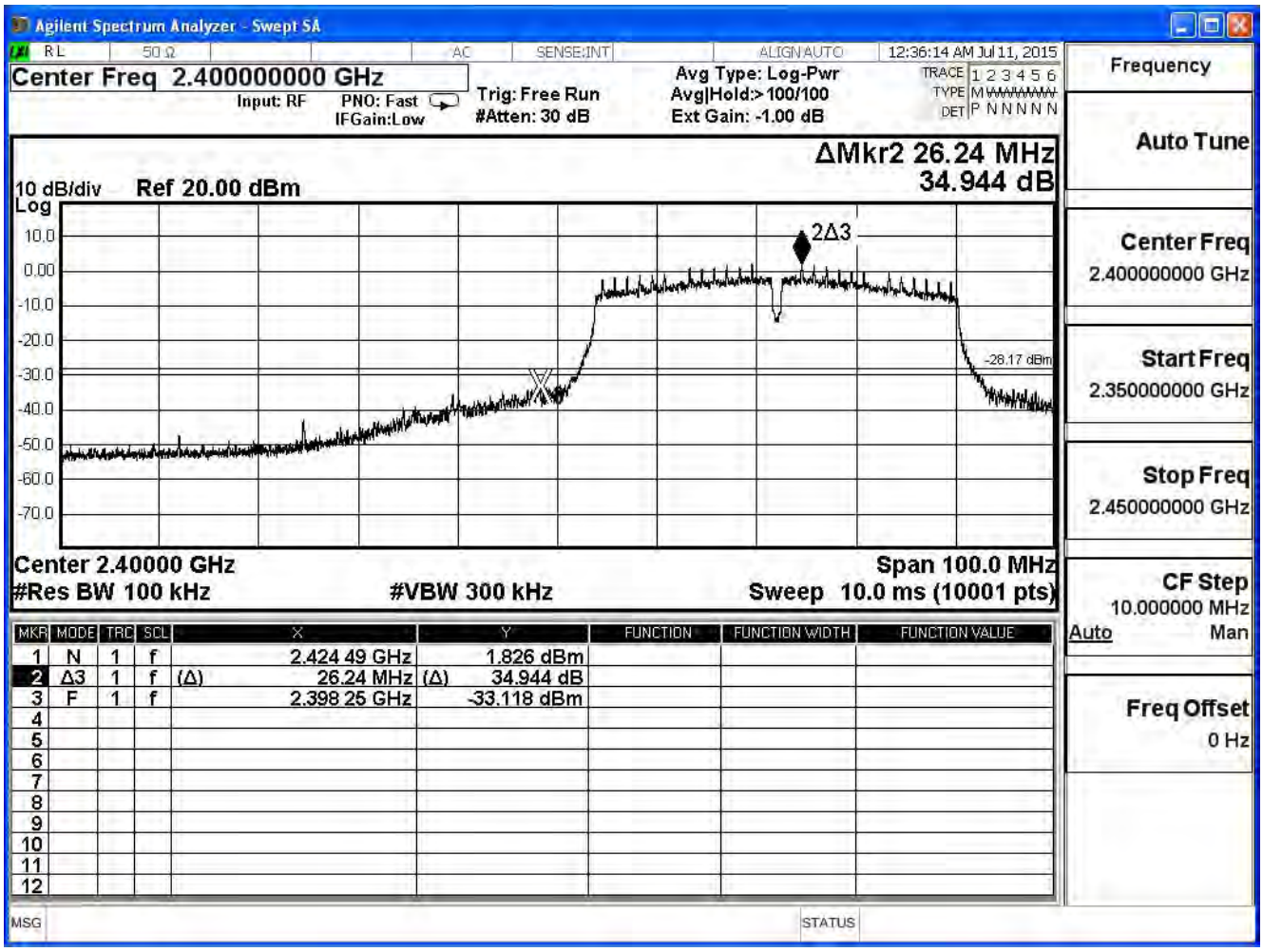

Channel 6 (2437MHz)

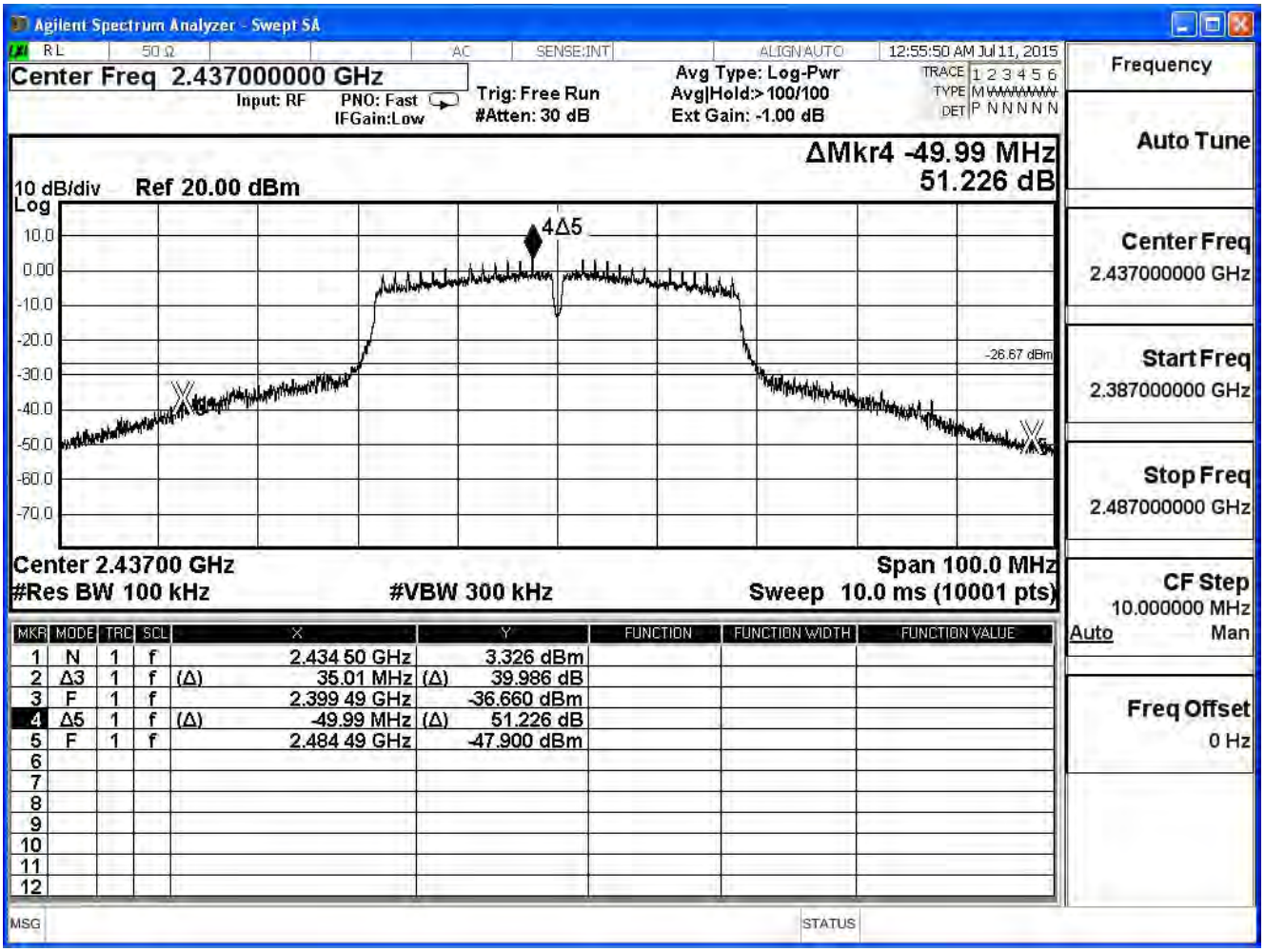

Channel 9 (2452MHz)

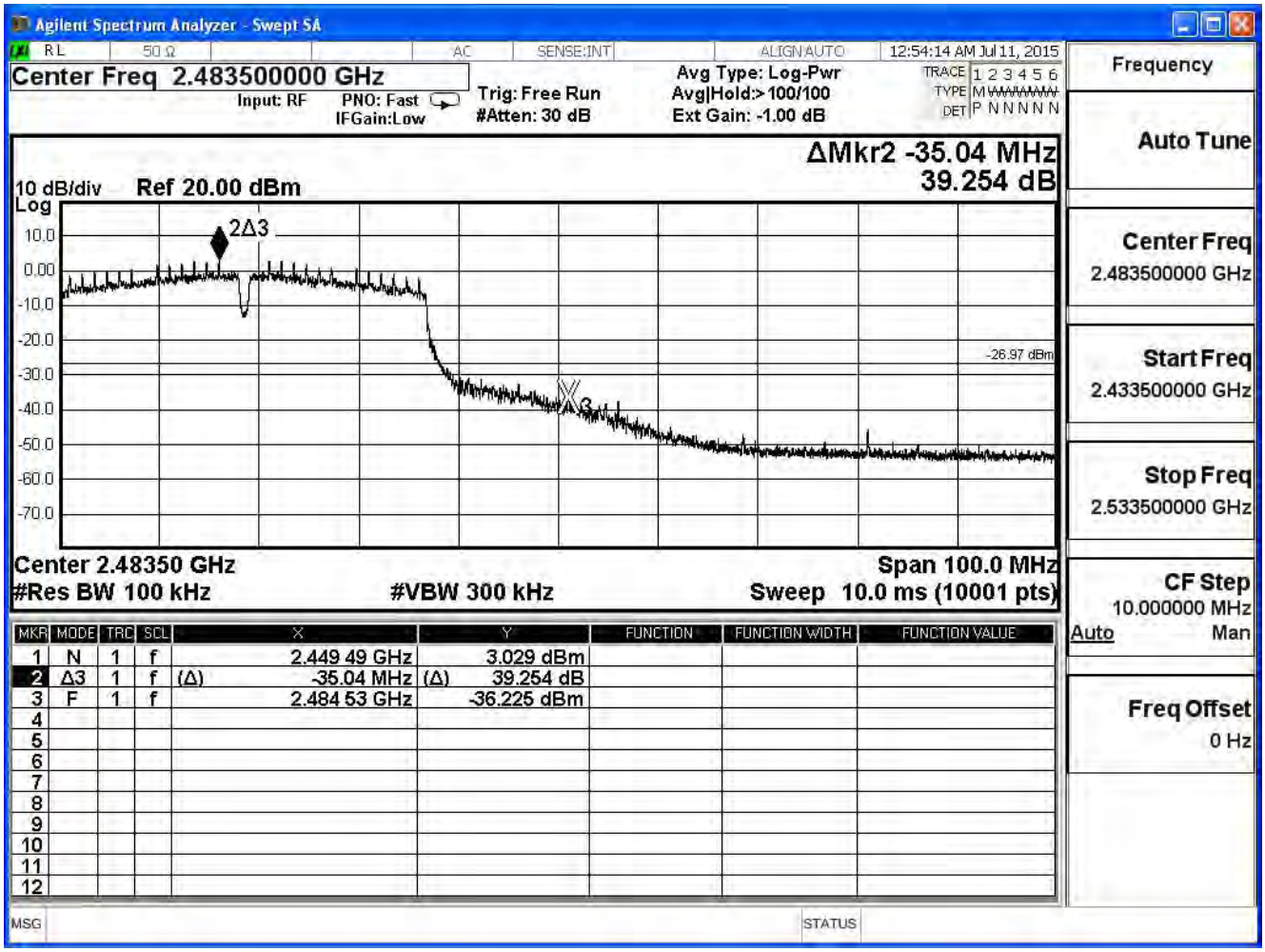

2412MHz (30MHz-1GHz)-802.11b(ANT 0)

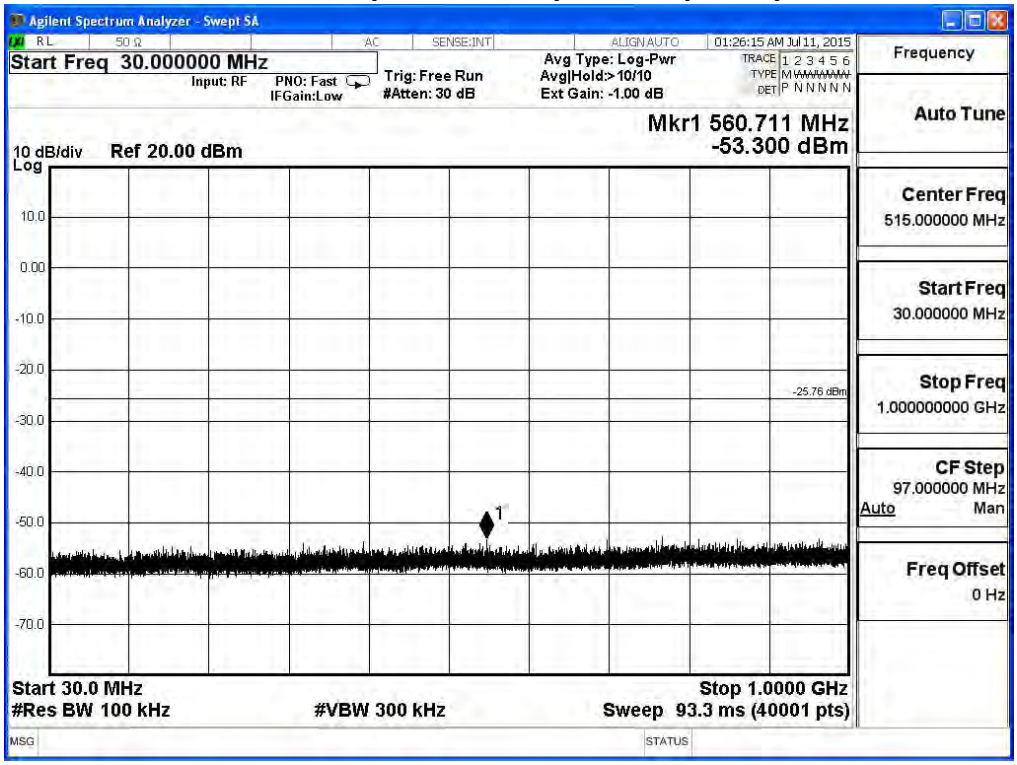

2412MHz (1GHz-8GHz) -802.11b(ANT 0)

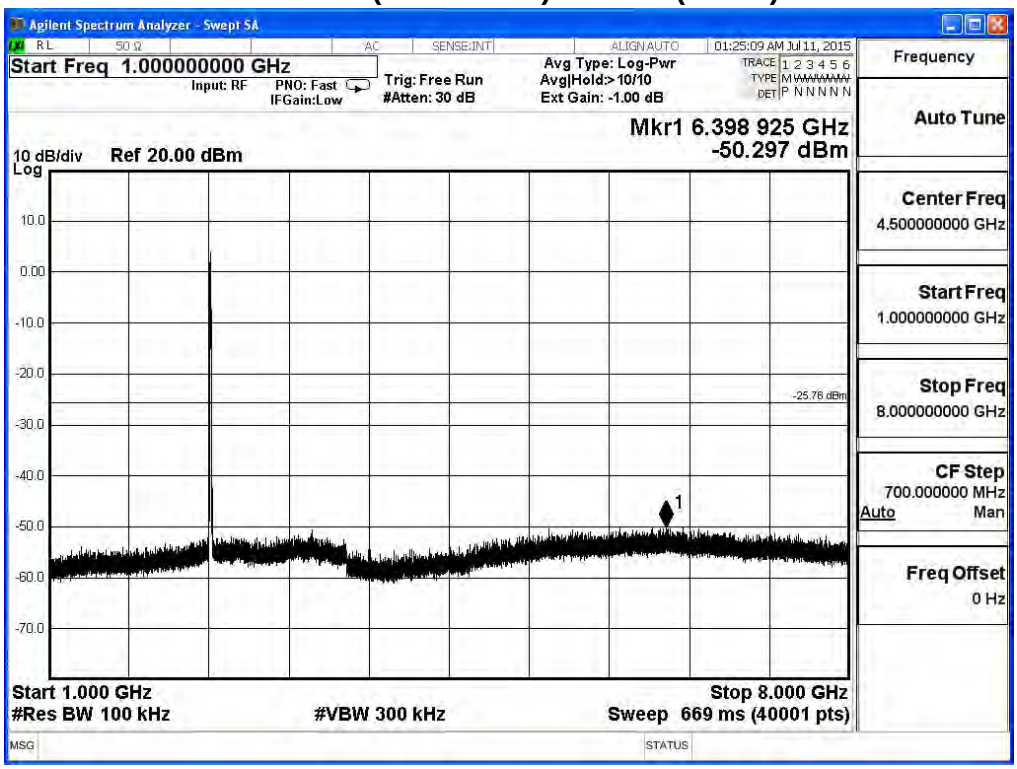

2412MHz (8GHz-16GHz)-802.11b(ANT 0)

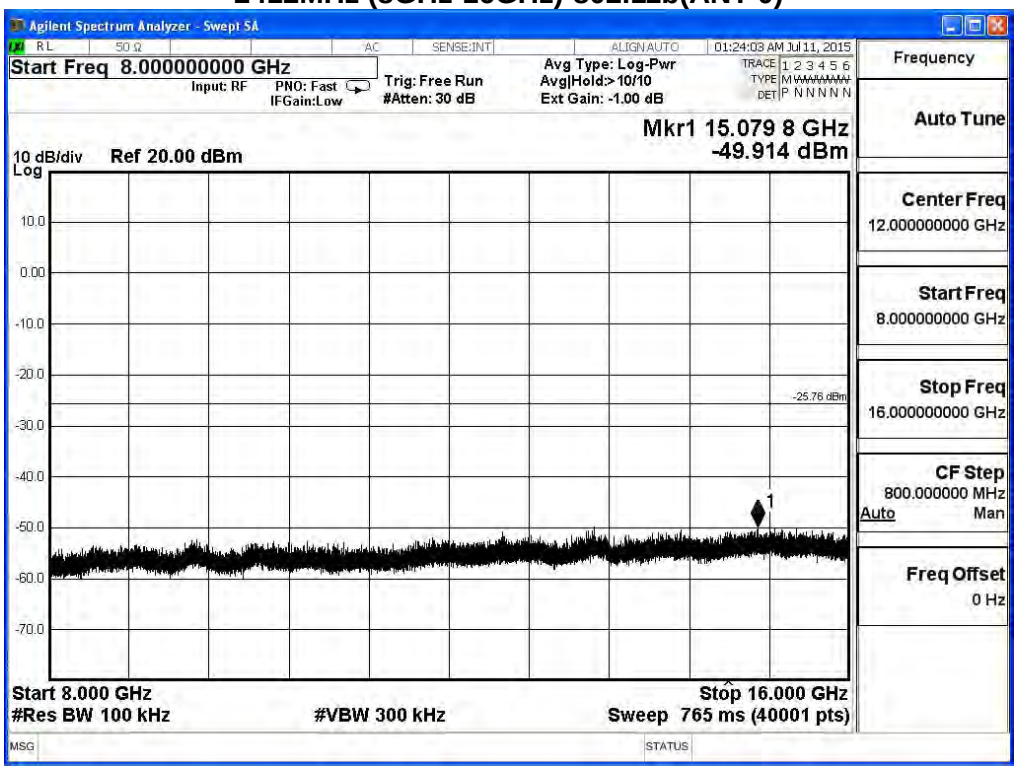

2412MHz (16GHz-25GHz) -802.11b(ANT 0)

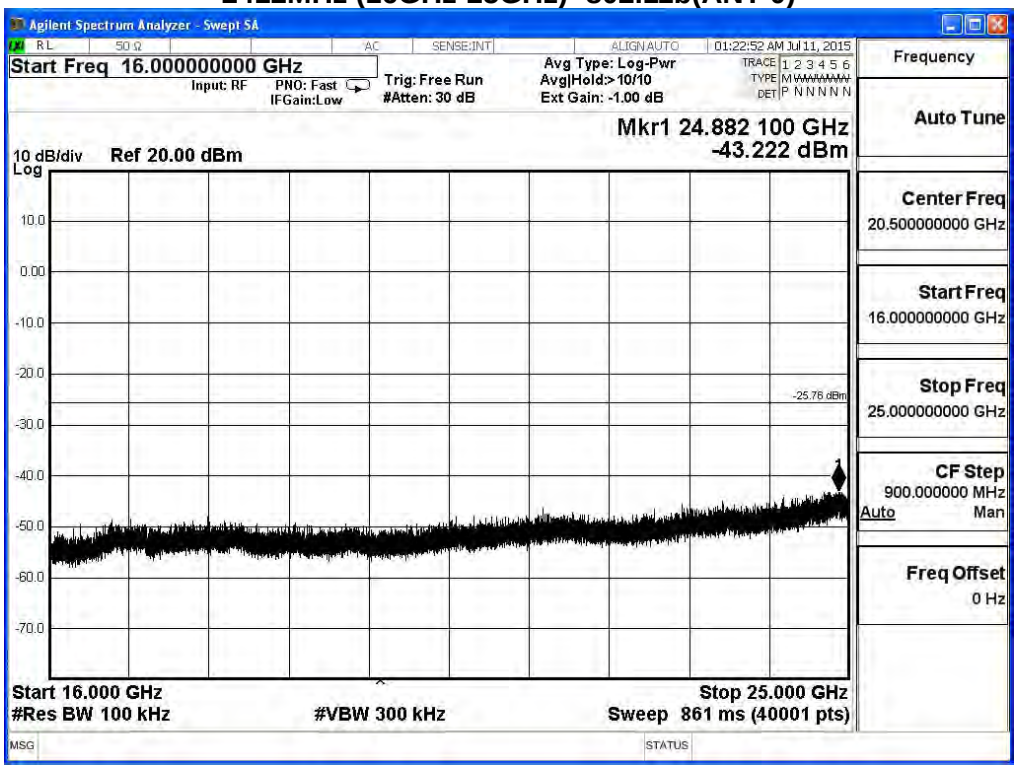

2437MHz (30MHz-1GHz)-802.11b(ANT 0)

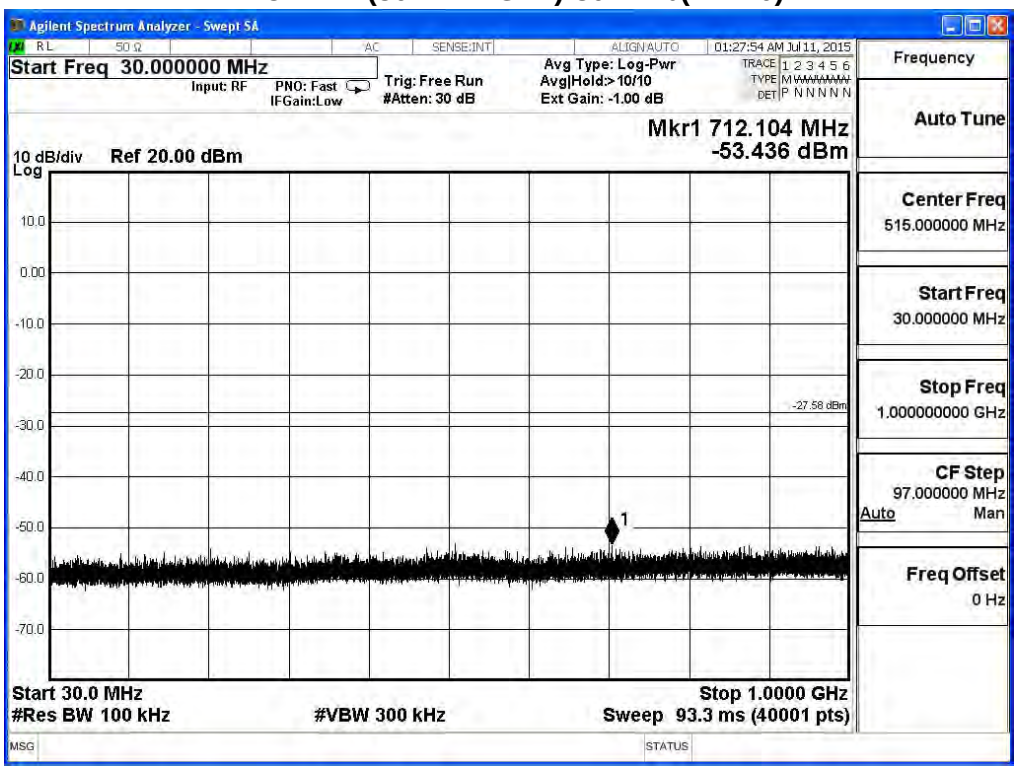

2437MHz (1GHz-8GHz) -802.11b(ANT 0)

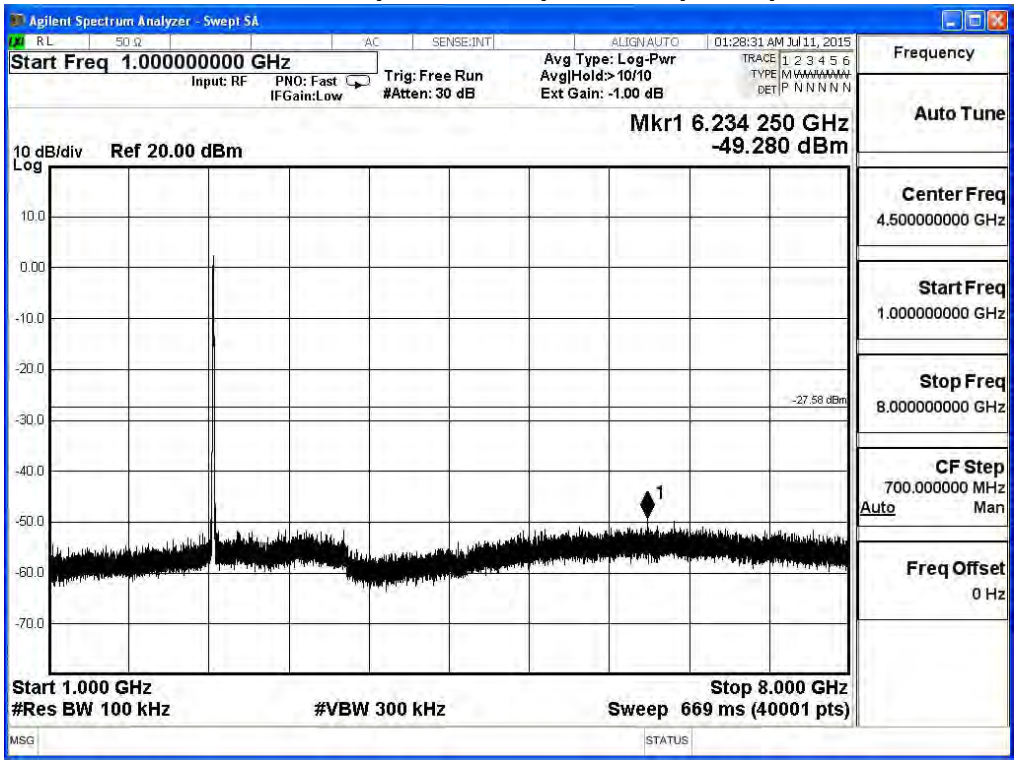

2437MHz (8GHz-16GHz)-802.11b(ANT 0)

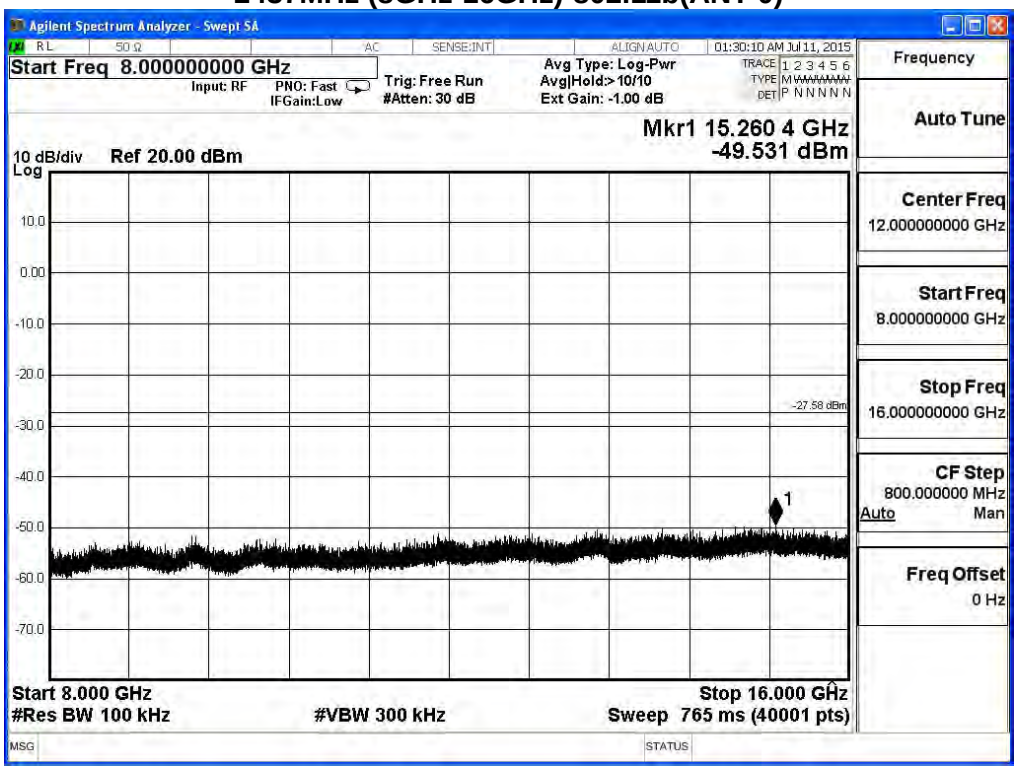

2437MHz (16GHz-25GHz) -802.11b(ANT 0)

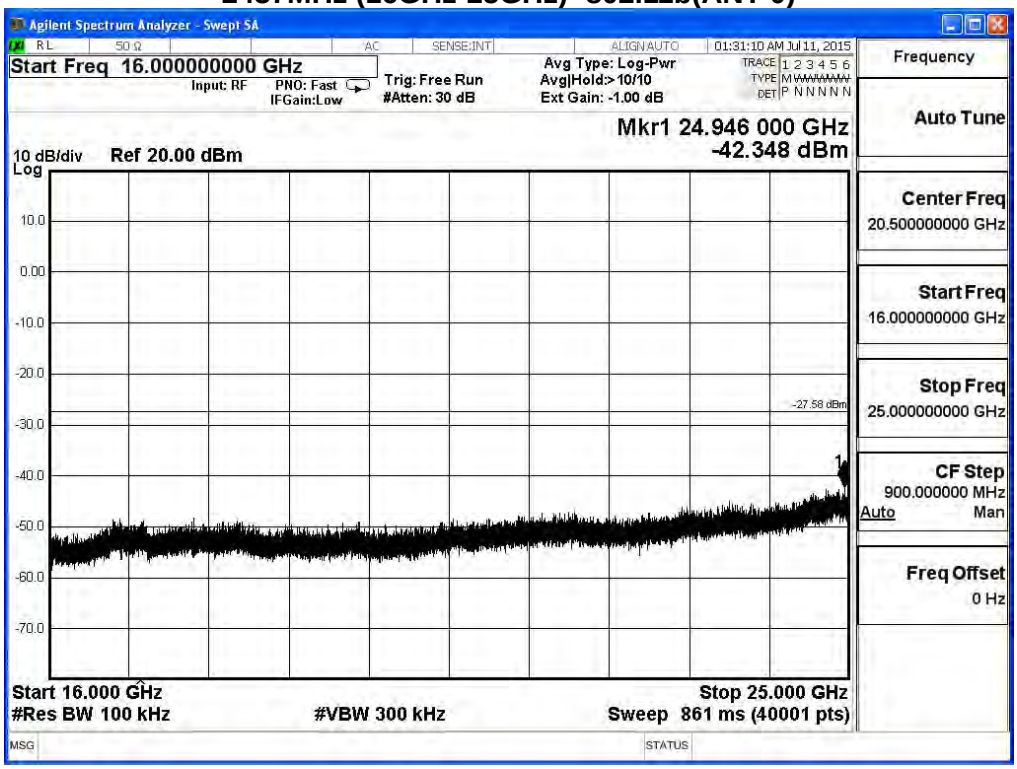

2462MHz (30MHz-1GHz)-802.11b(ANT 0)

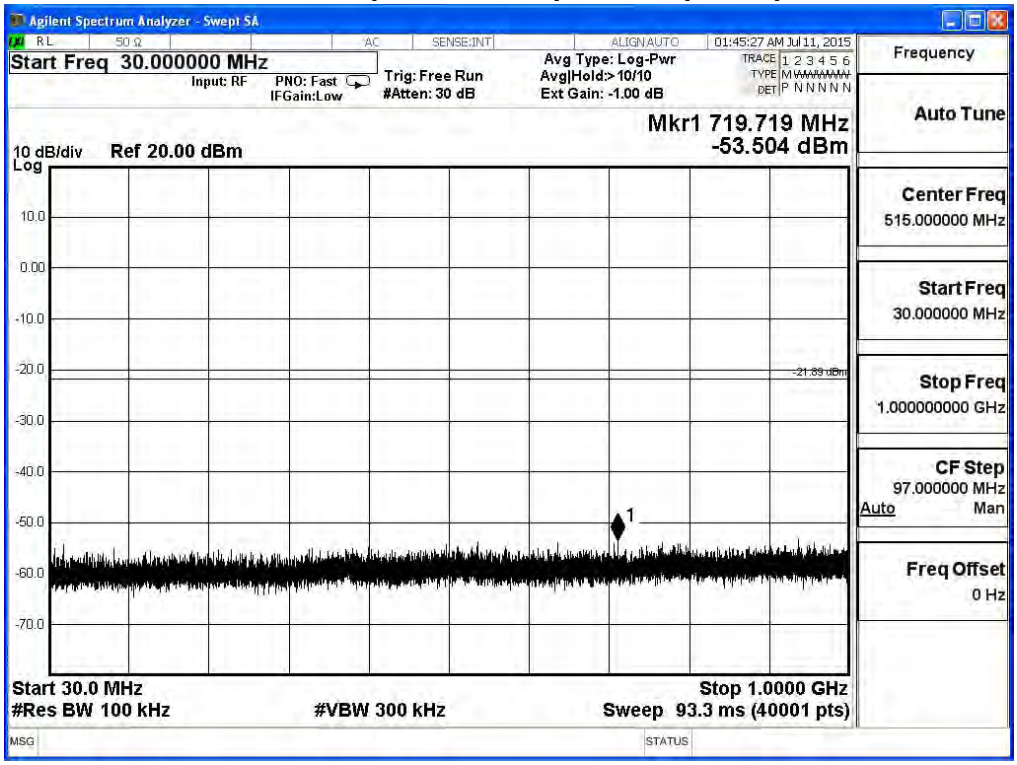

2462MHz (1GHz-8GHz) -802.11b(ANT 0)

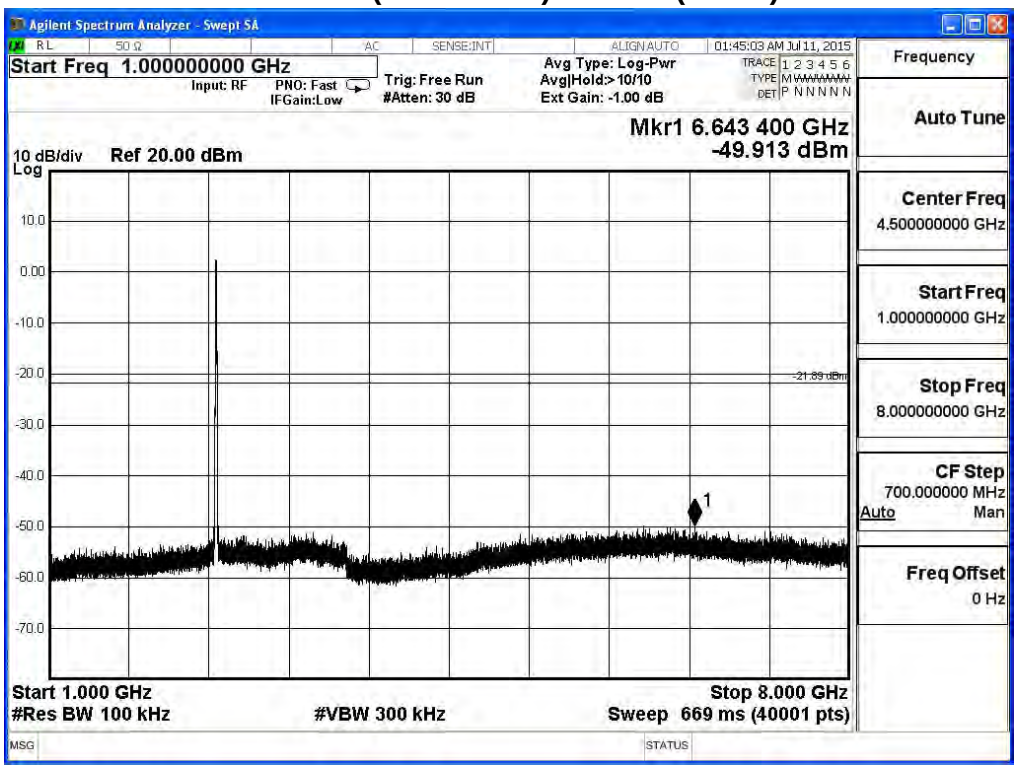

2462MHz (8GHz-16GHz)-802.11b(ANT 0)

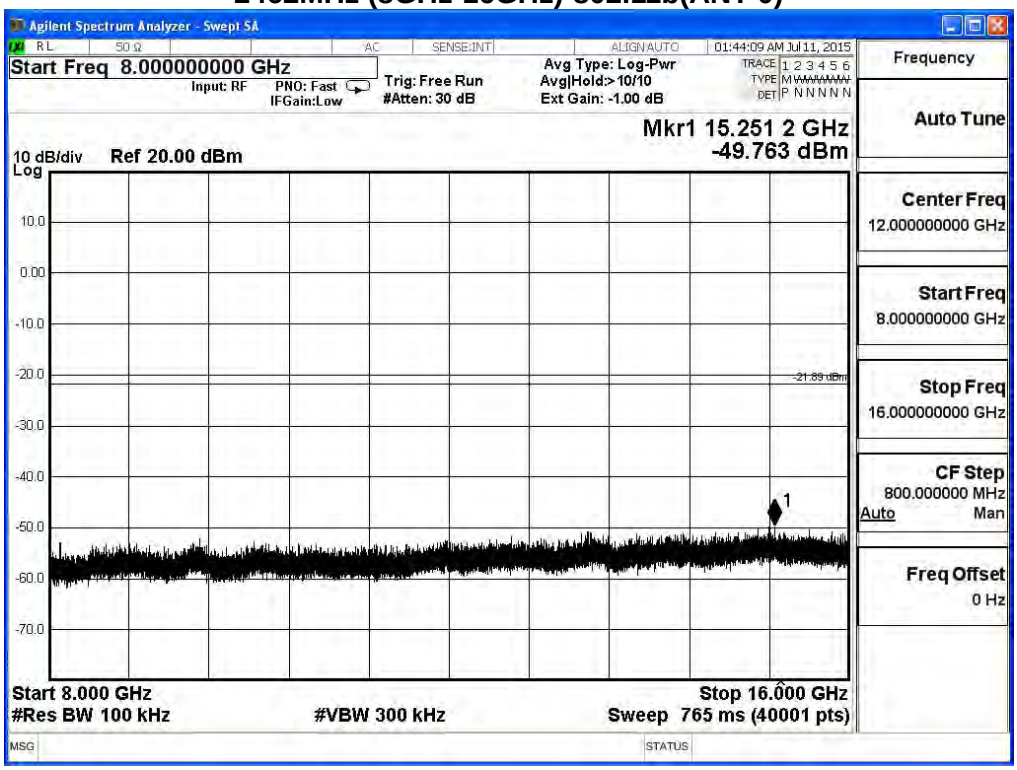

2462MHz (16GHz-25GHz) -802.11b(ANT 0)

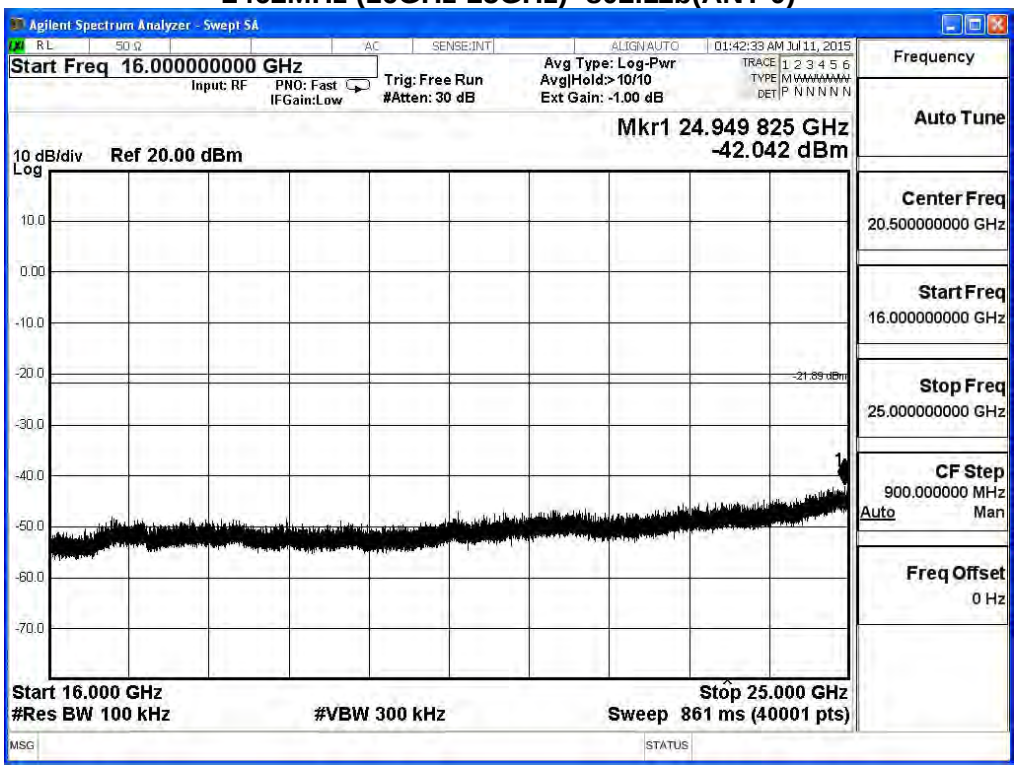

2412MHz (30MHz-1GHz)-802.11g(ANT 0)

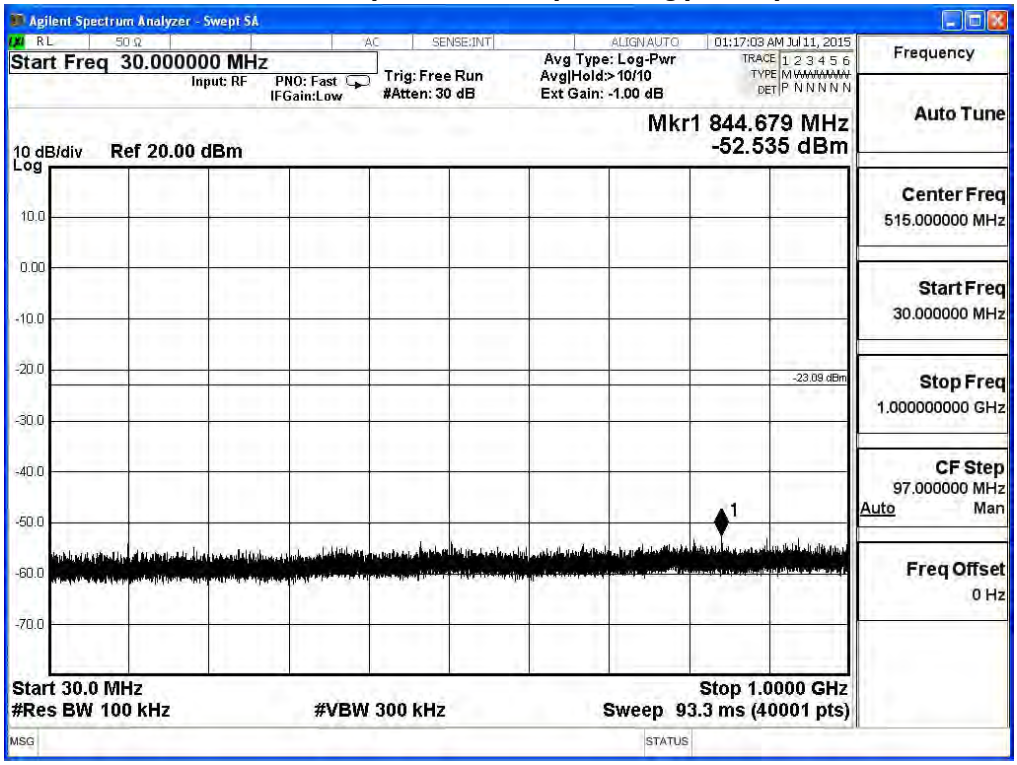

2412MHz (1GHz-8GHz) -802.11g(ANT 0)

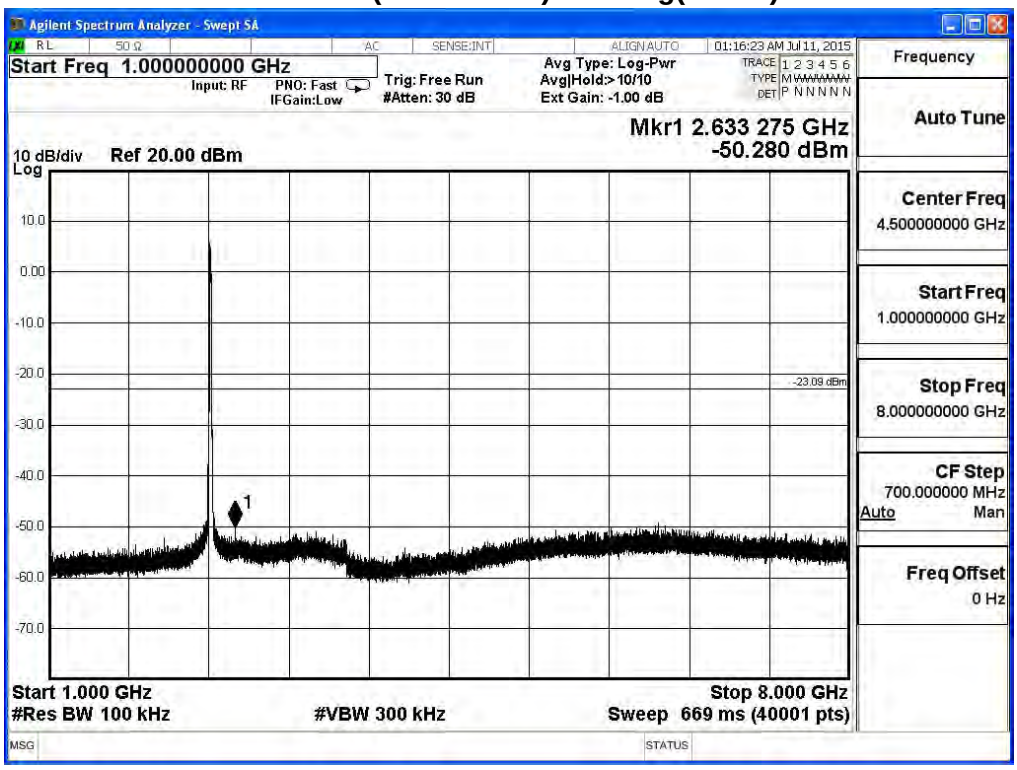

2412MHz (8GHz-16GHz)-802.11g(ANT 0)

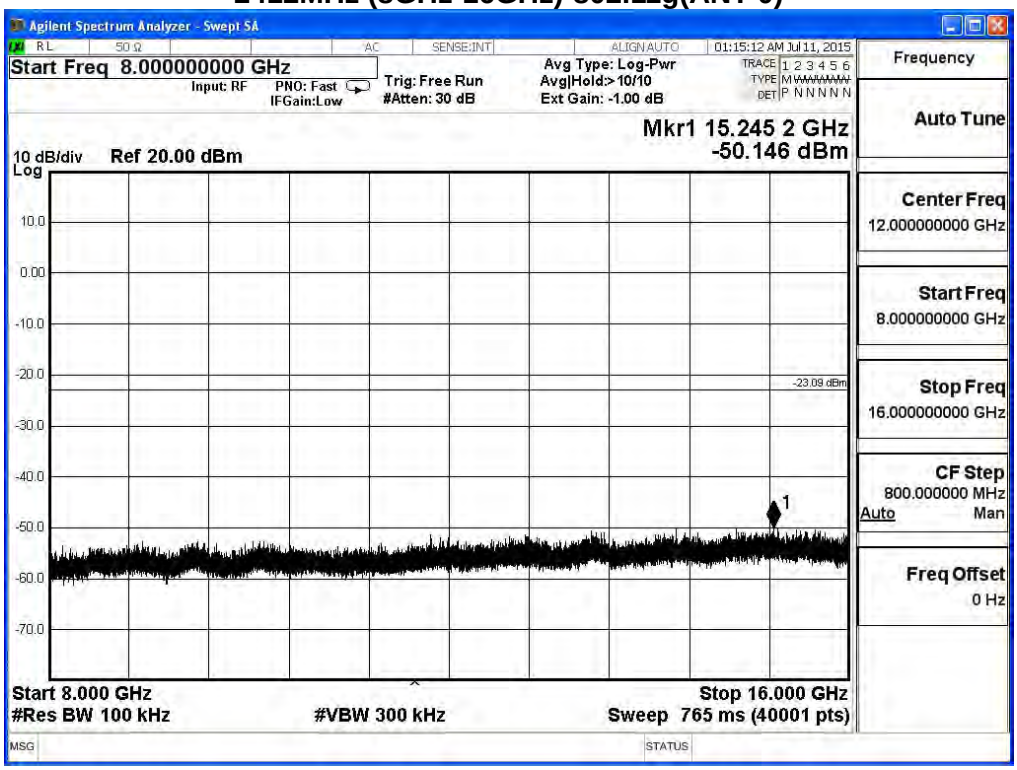

2412MHz (16GHz-25GHz) -802.11g(ANT 0)

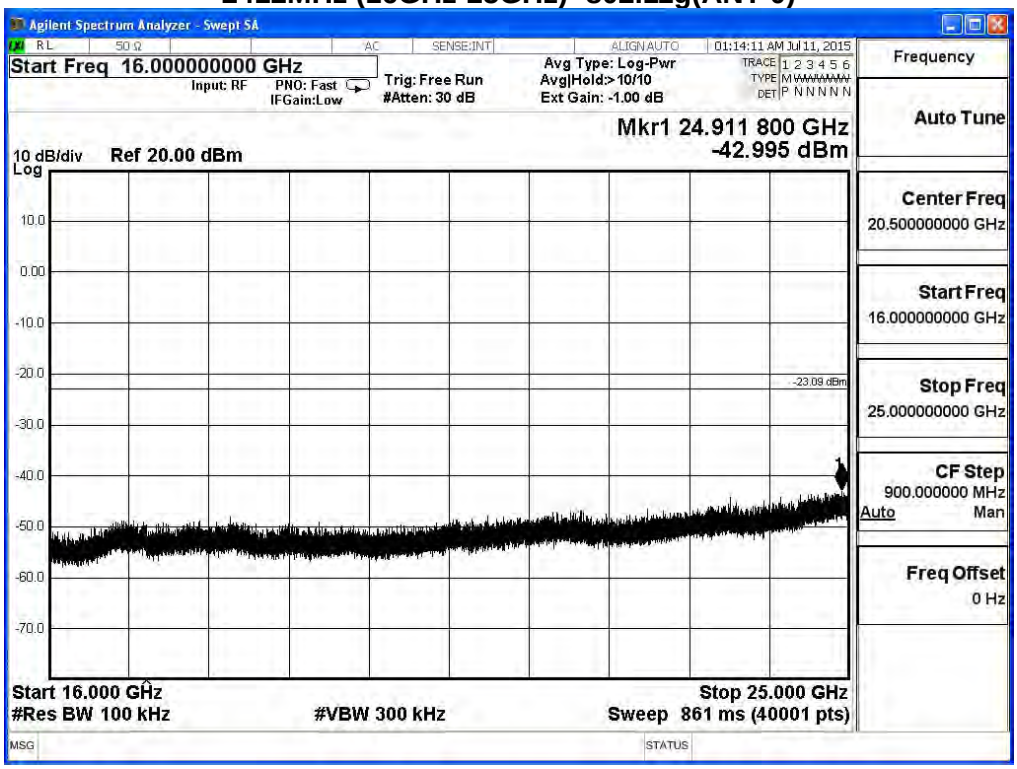

2437MHz (30MHz-1GHz)-802.11g(ANT 0)

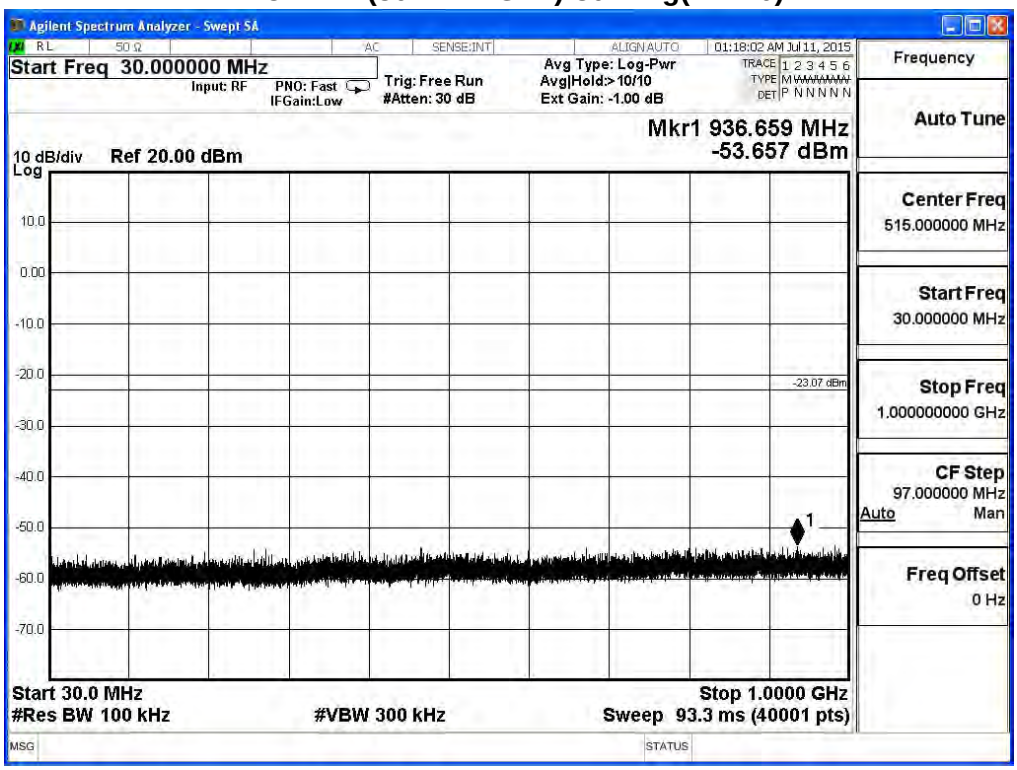

2437MHz (1GHz-8GHz) -802.11g(ANT 0)

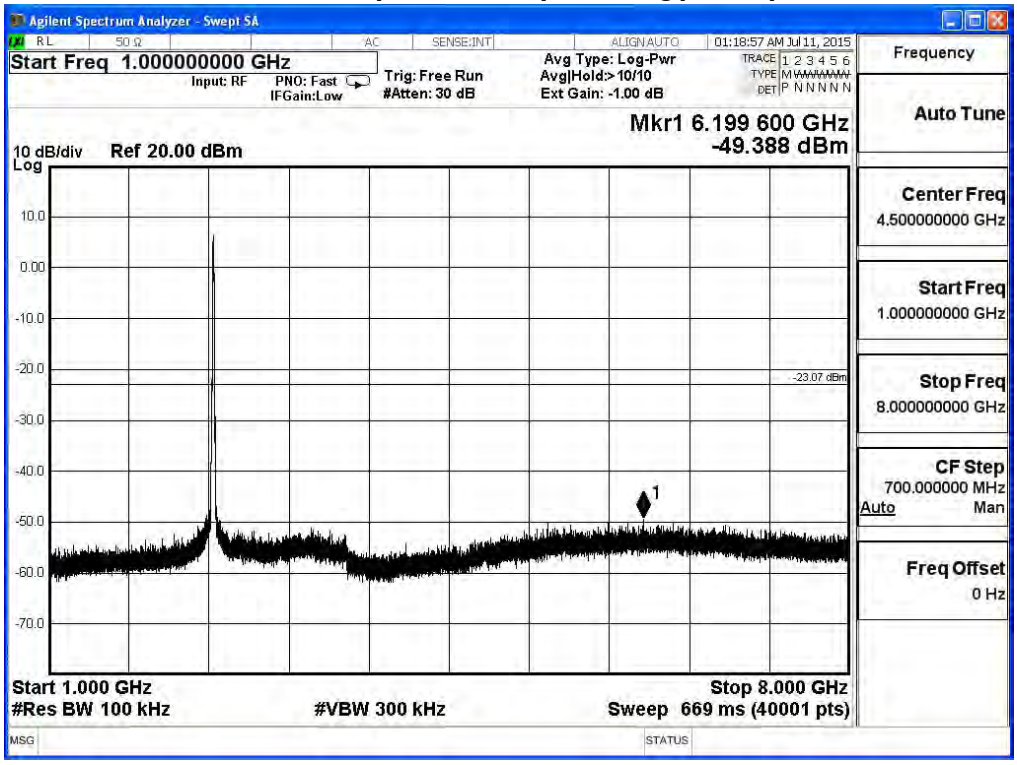

2437MHz (8GHz-16GHz)-802.11g(ANT 0)

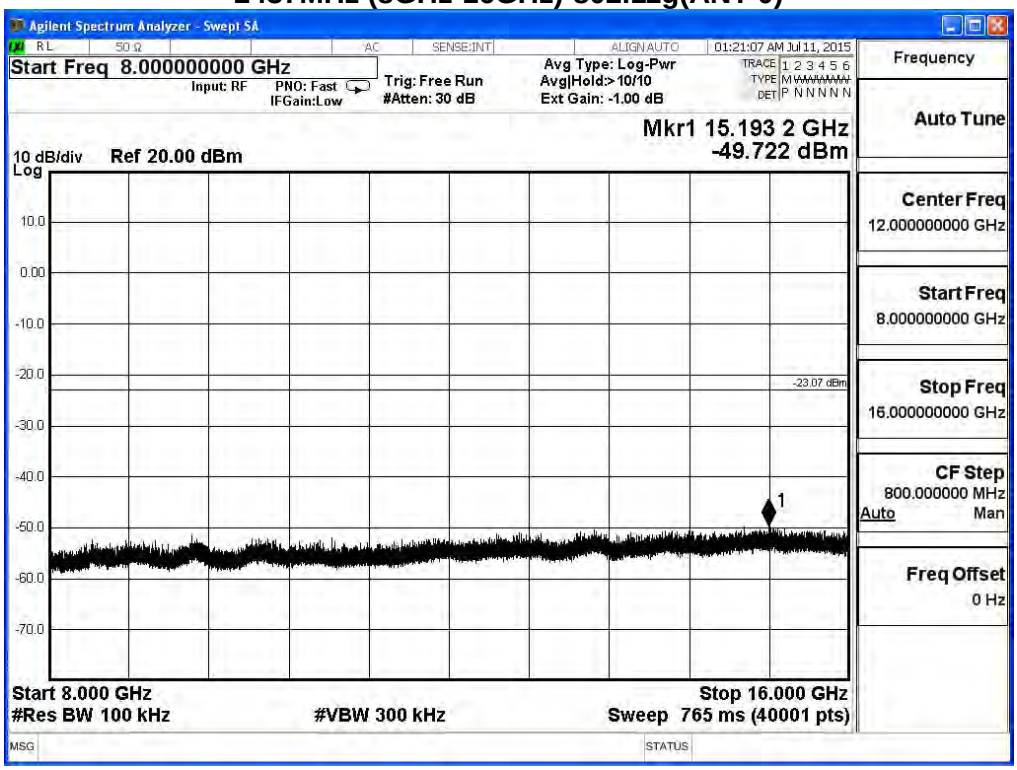

2437MHz (16GHz-25GHz) -802.11g(ANT 0)

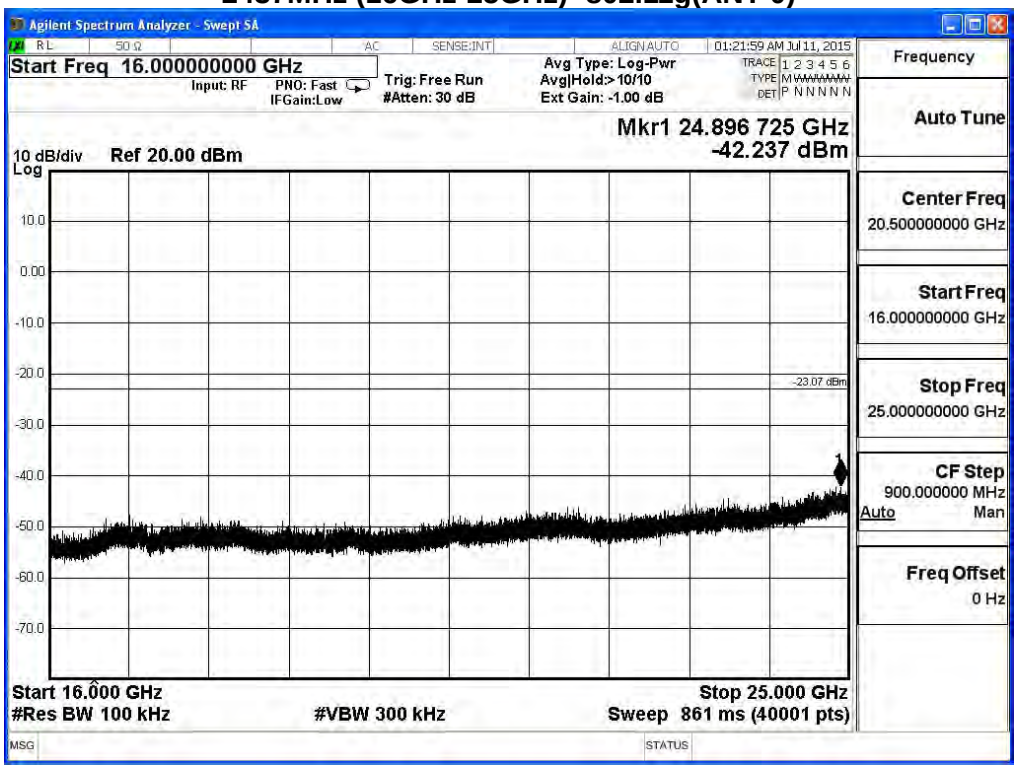

2462MHz (30MHz-1GHz)- 802.11g(ANT 0)

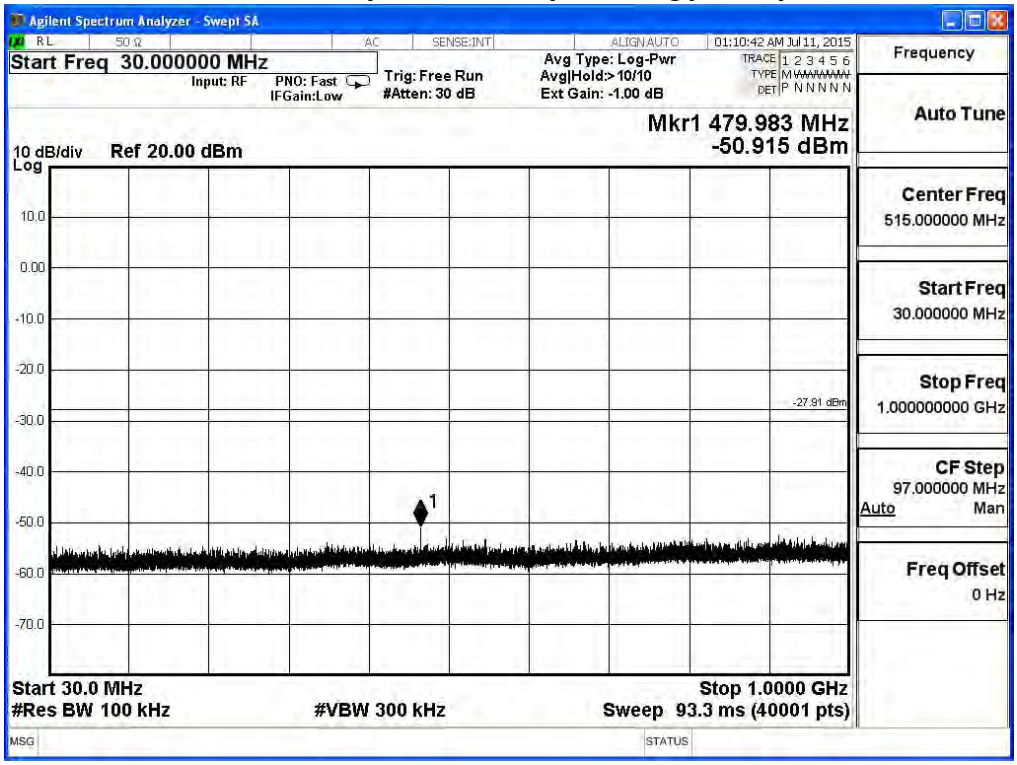

2462MHz (1GHz-8GHz) -802.11g(ANT 0)

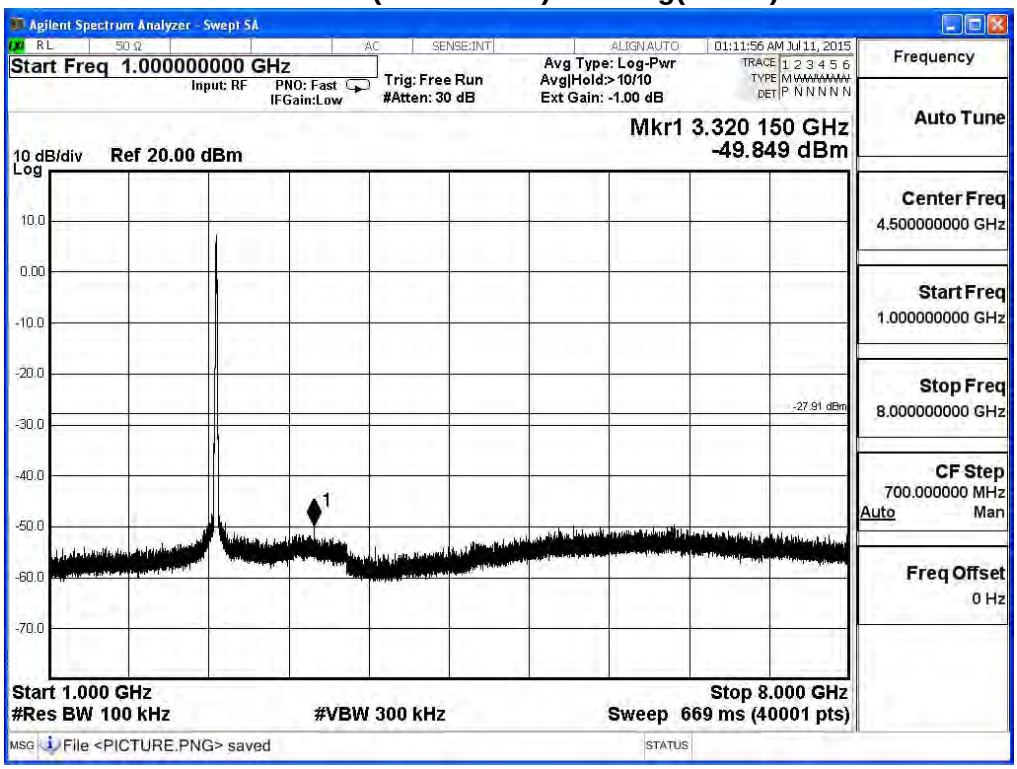

2462MHz (8GHz-16GHz) -802.11g(ANT 0)

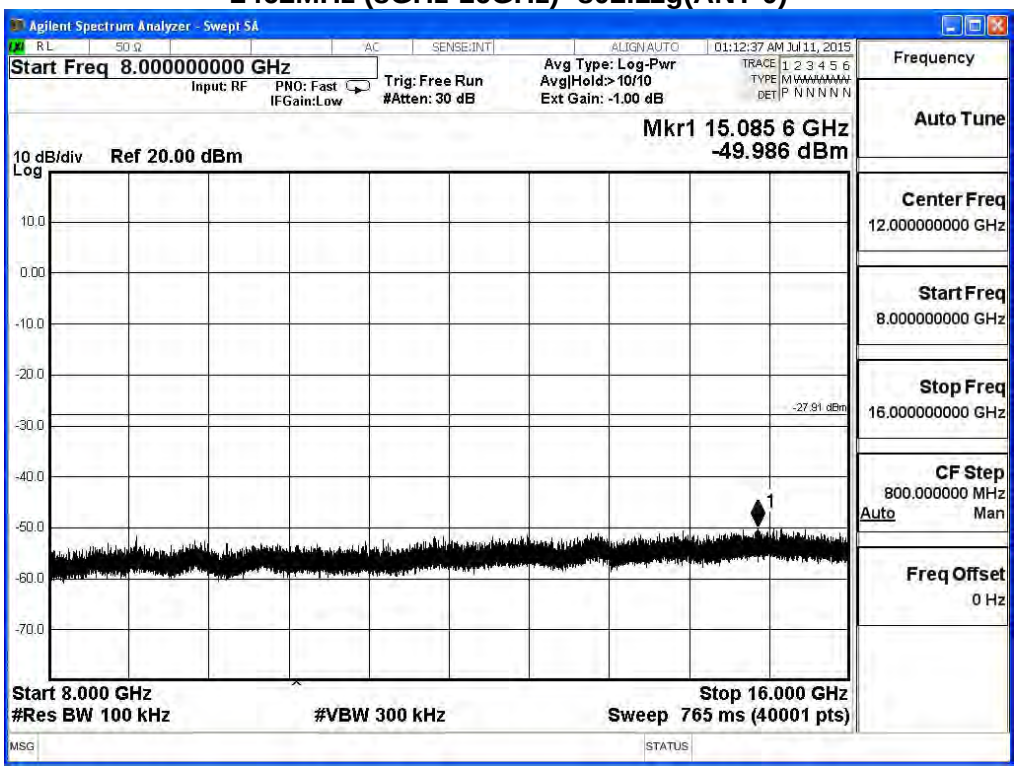

2462MHz (16GHz-25GHz) -802.11g(ANT 0)

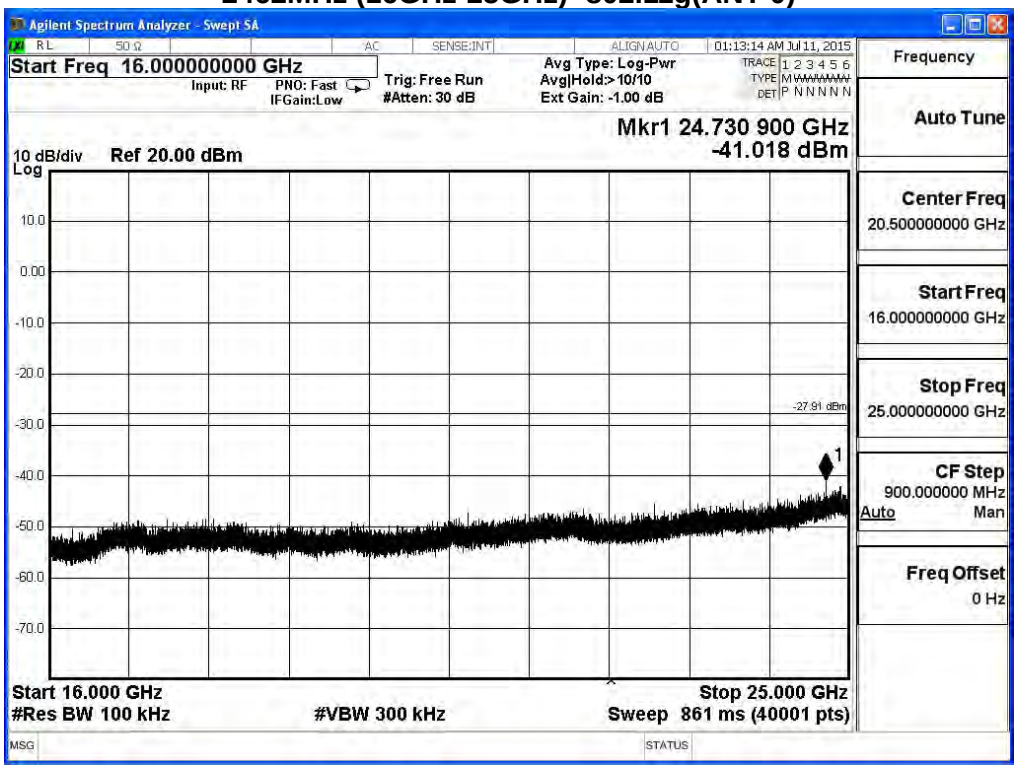

2412MHz (30MHz-1GHz)- 802.11n (20MHz)(ANT 0)

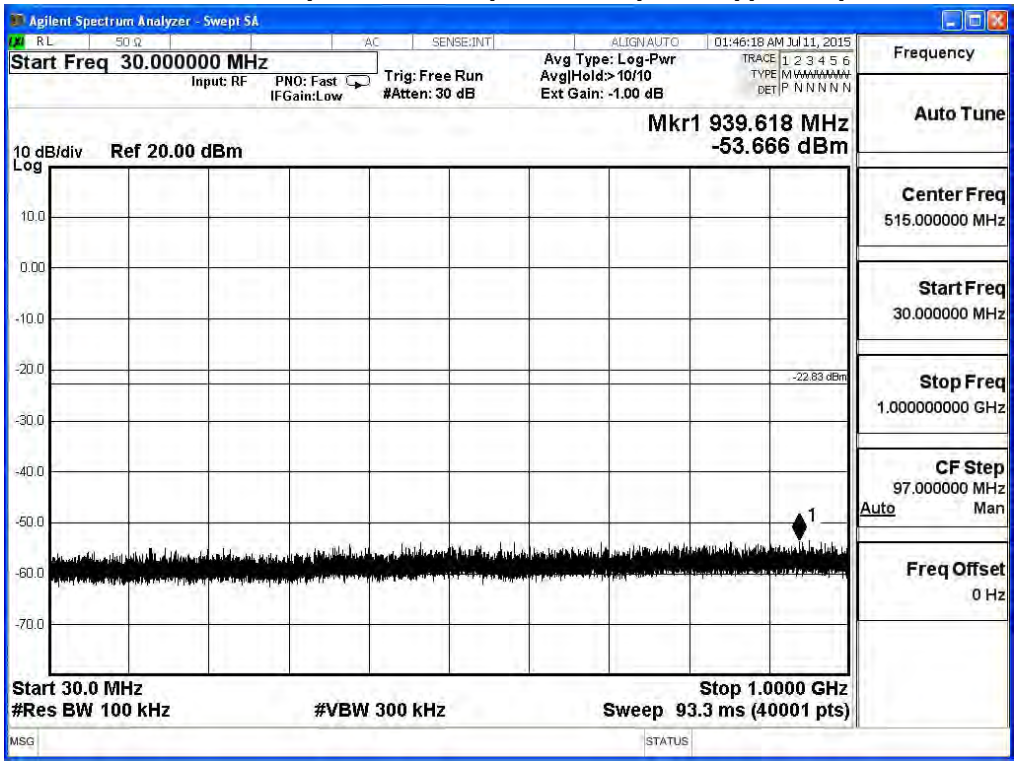

2412MHz (1GHz-8GHz) -802.11n (20MHz)(ANT 0)

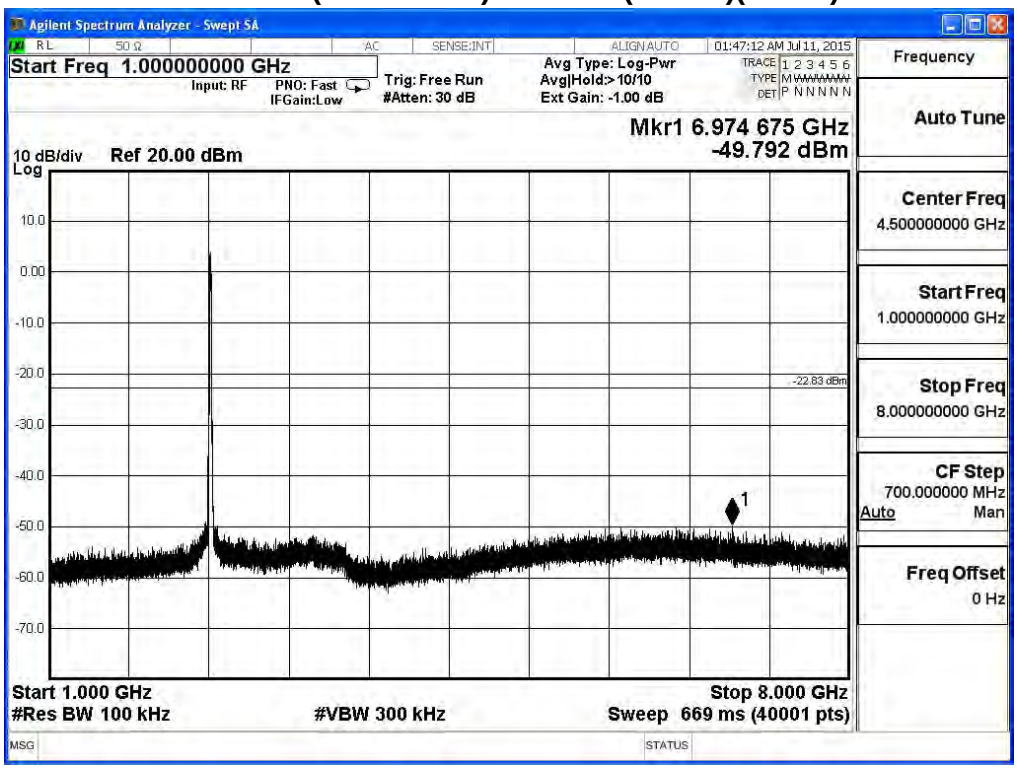

2412MHz (8GHz-16GHz)- 802.11n (20MHz)(ANT 0)

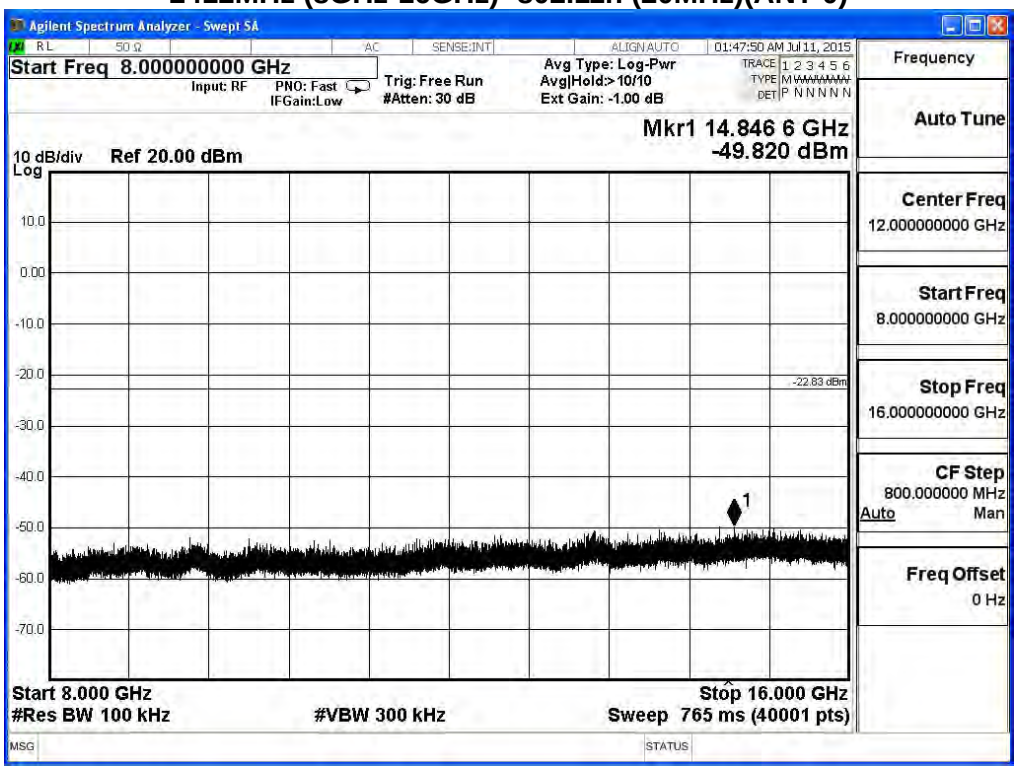

2412MHz (16GHz-25GHz) -802.11n (20MHz)(ANT 0)

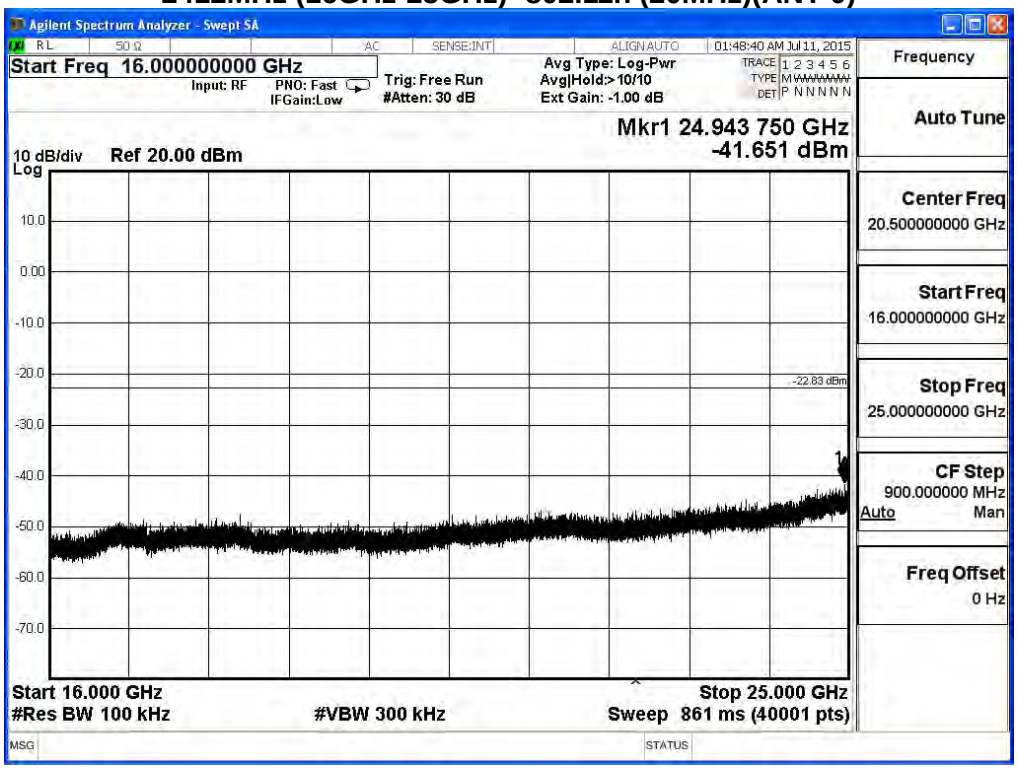

2437MHz (30MHz-1GHz)- 802.11n (20MHz)(ANT 0)

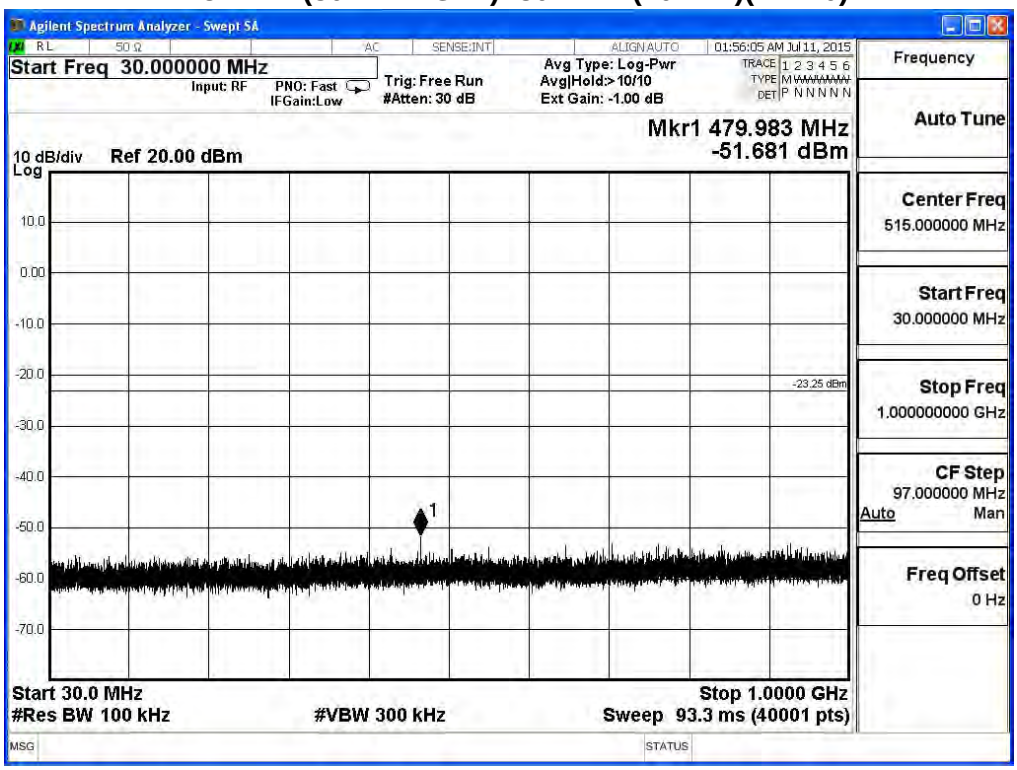

2437MHz (1GHz-8GHz) -802.11n (20MHz)(ANT 0)

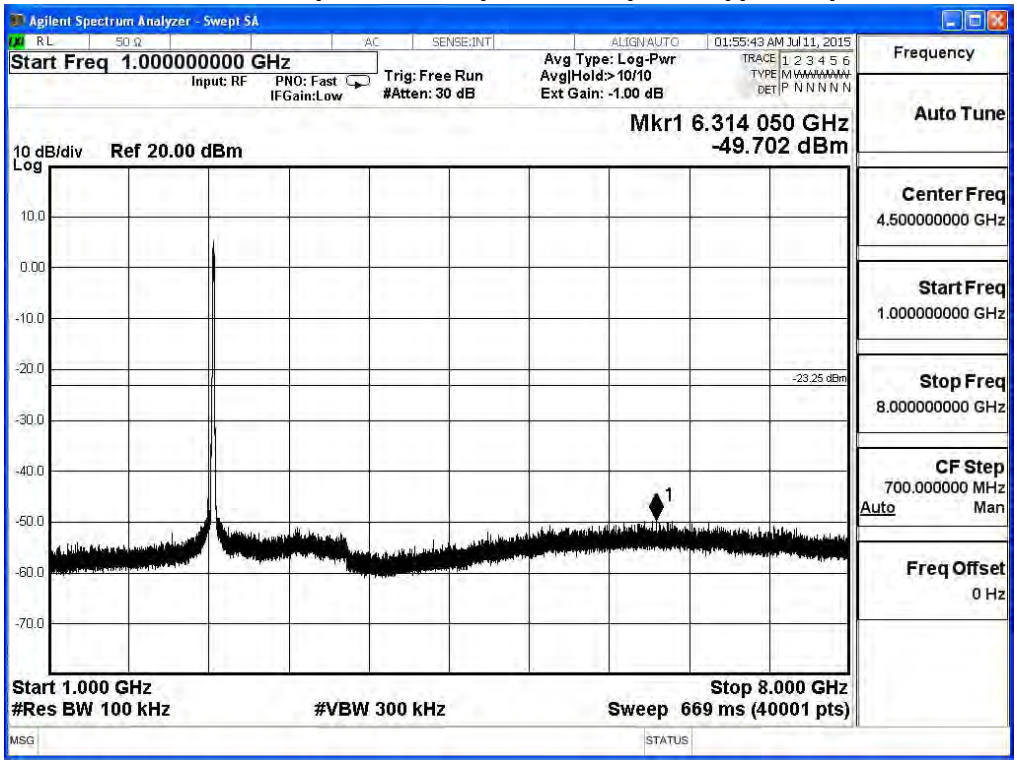

2437MHz (8GHz-16GHz)- 802.11n (20MHz)(ANT 0)

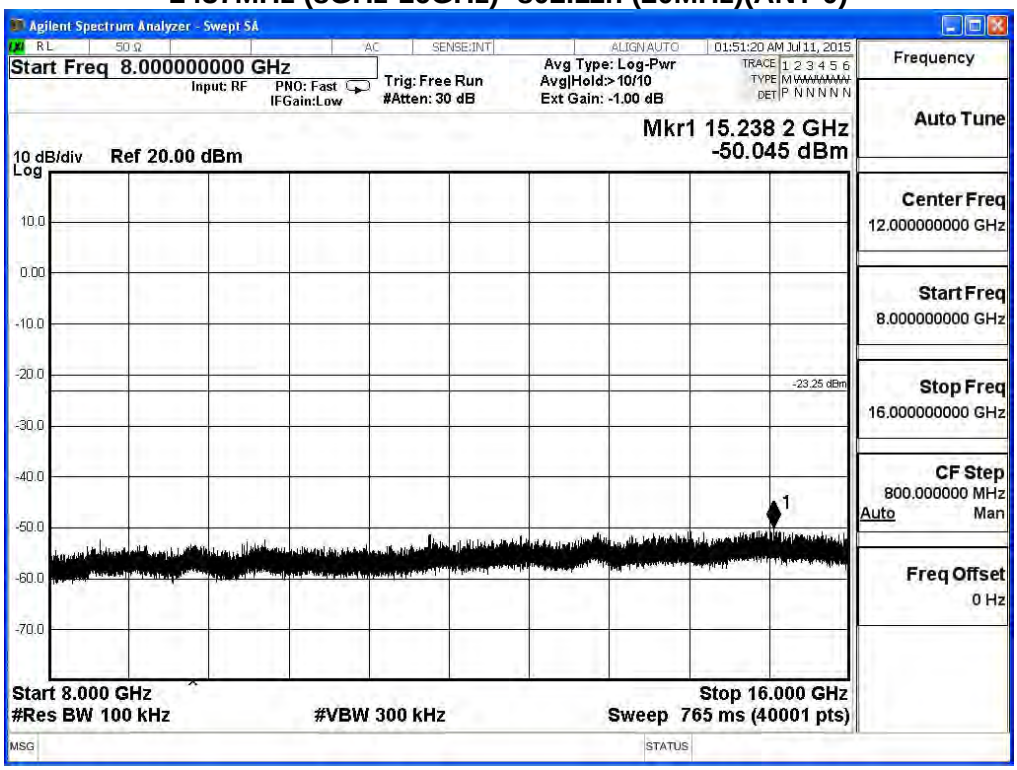

2437MHz (16GHz-25GHz) -802.11n (20MHz)(ANT 0)

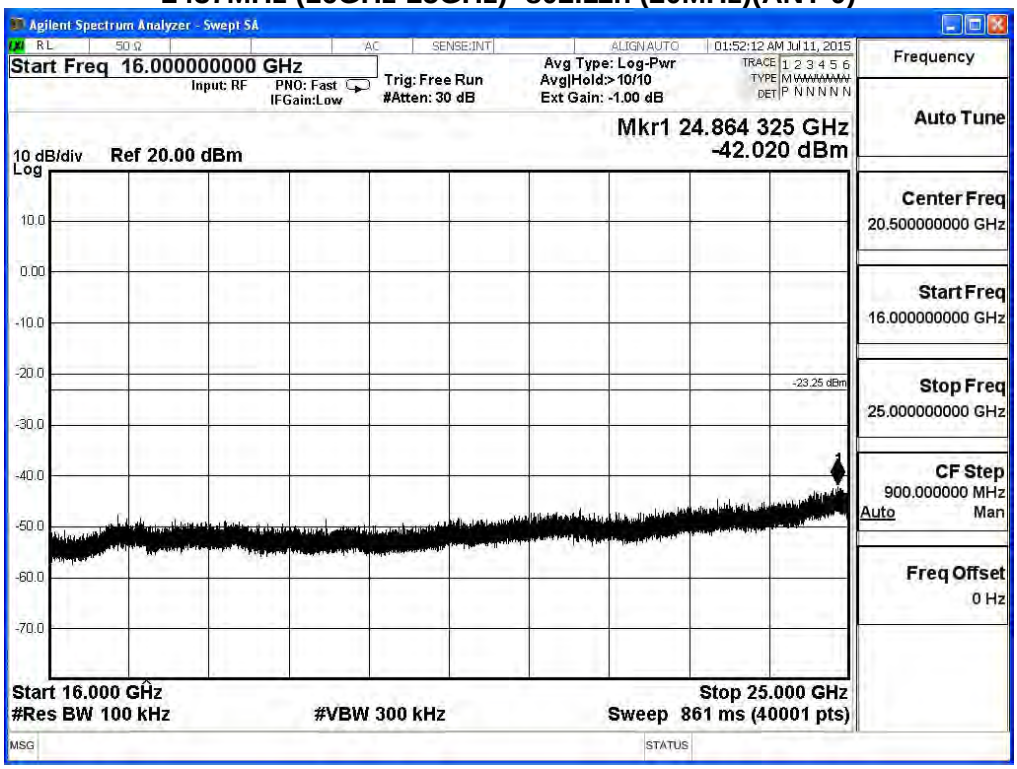

2462MHz (30MHz-1GHz)- 802.11n (20MHz)(ANT 0)

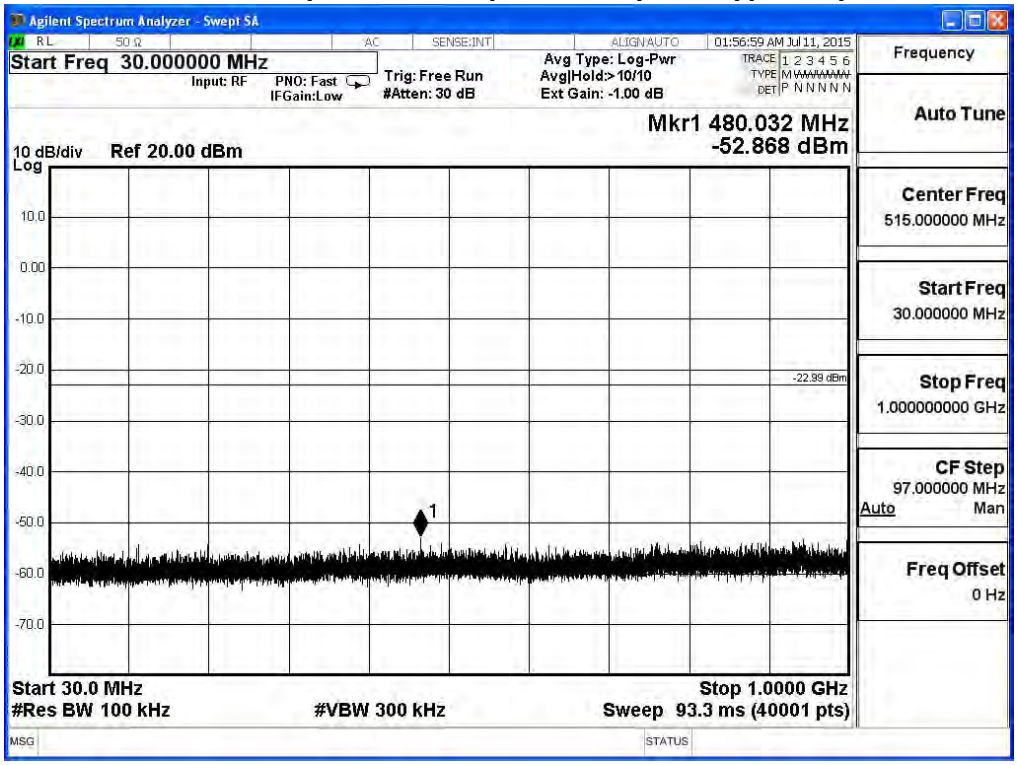

2462MHz (1GHz-8GHz) -802.11n (20MHz)(ANT 0)

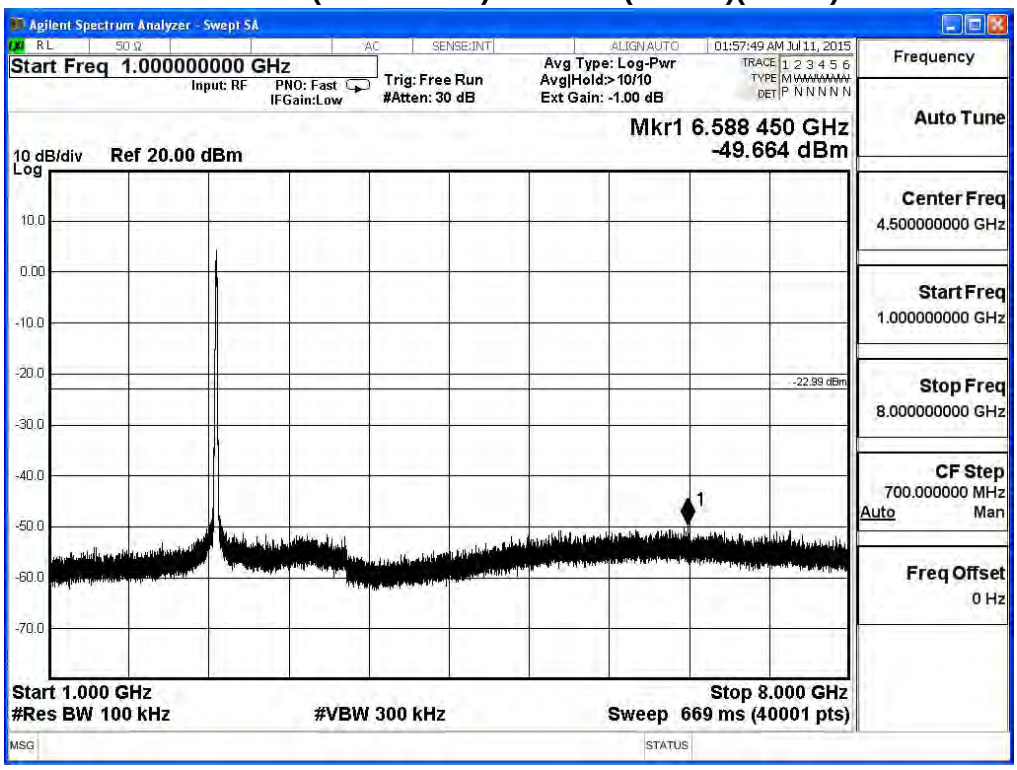

2462MHz (8GHz-16GHz)- 802.11n (20MHz)(ANT 0)

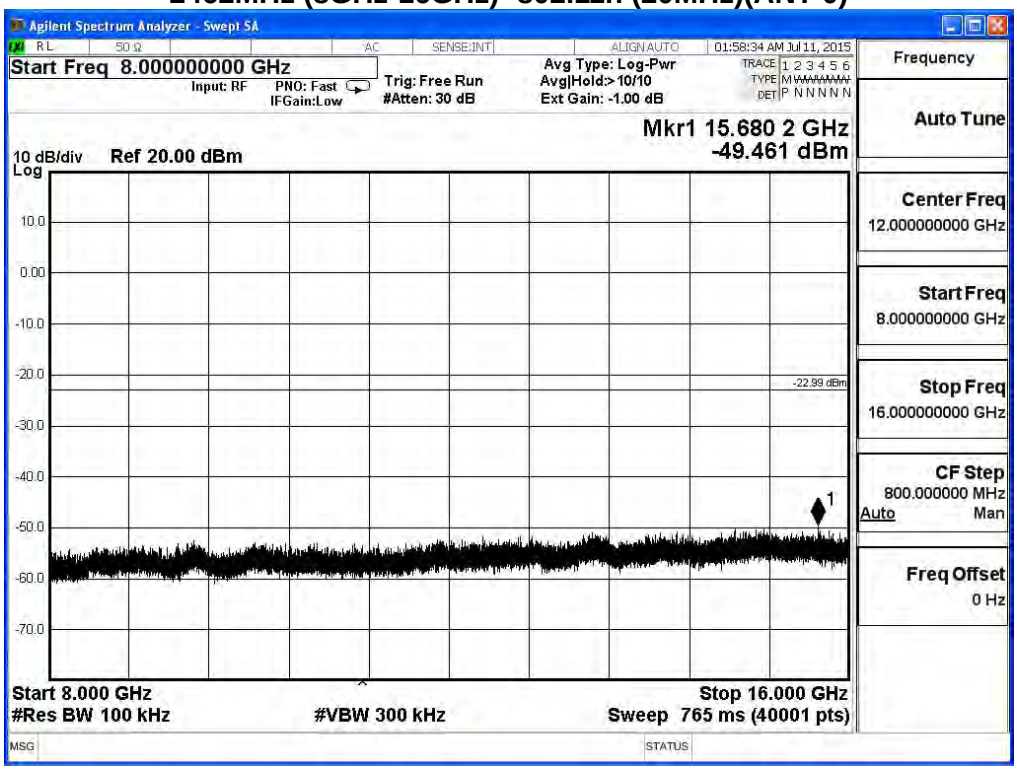

2462MHz (16GHz-25GHz) -802.11n (20MHz)(ANT 0)

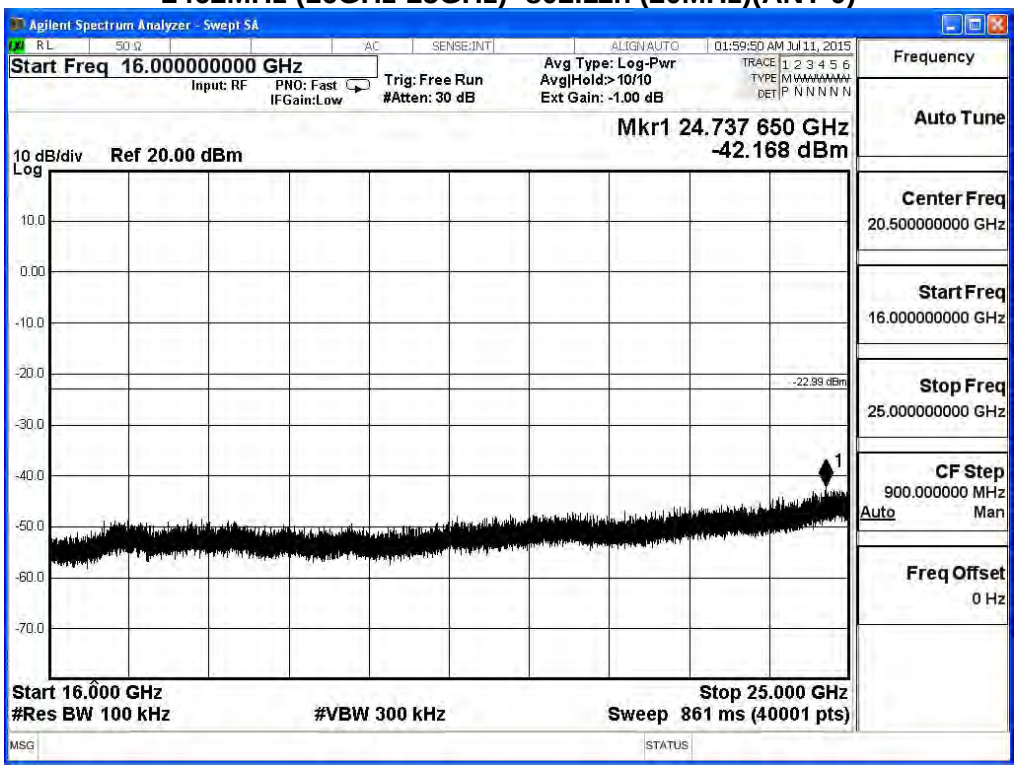

2422MHz (30MHz-1GHz)-802.11n(40MHz) (Ant 0)

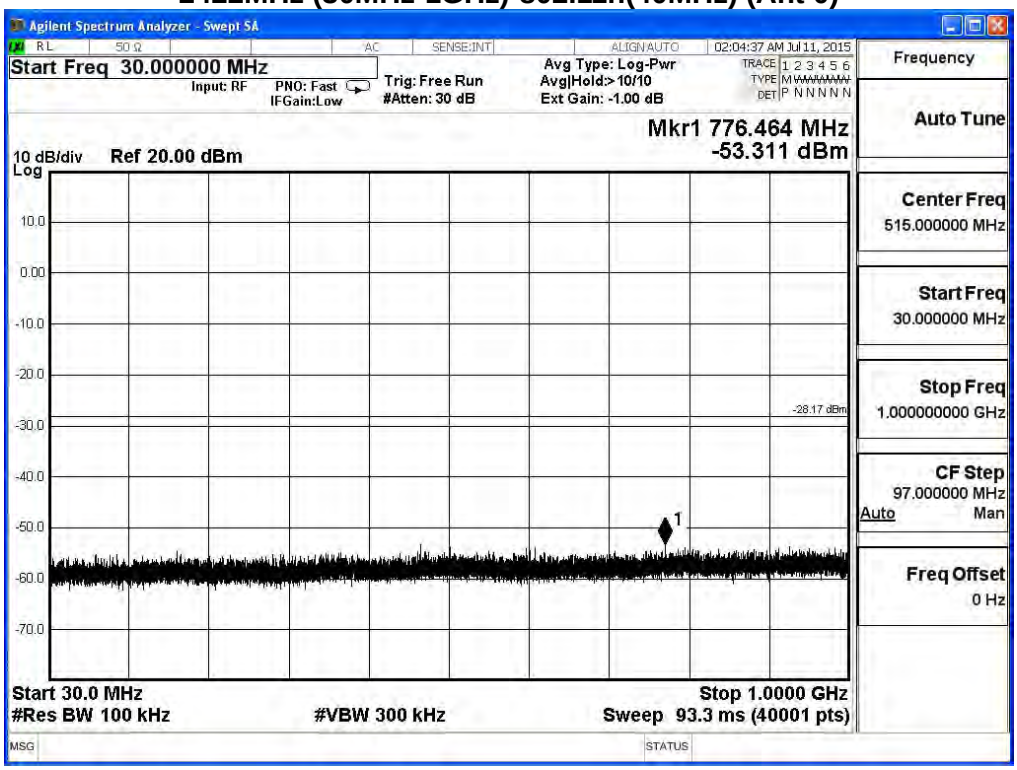

2422MHz (1GHz-8GHz) -802.11n(40MHz) (Ant 0)

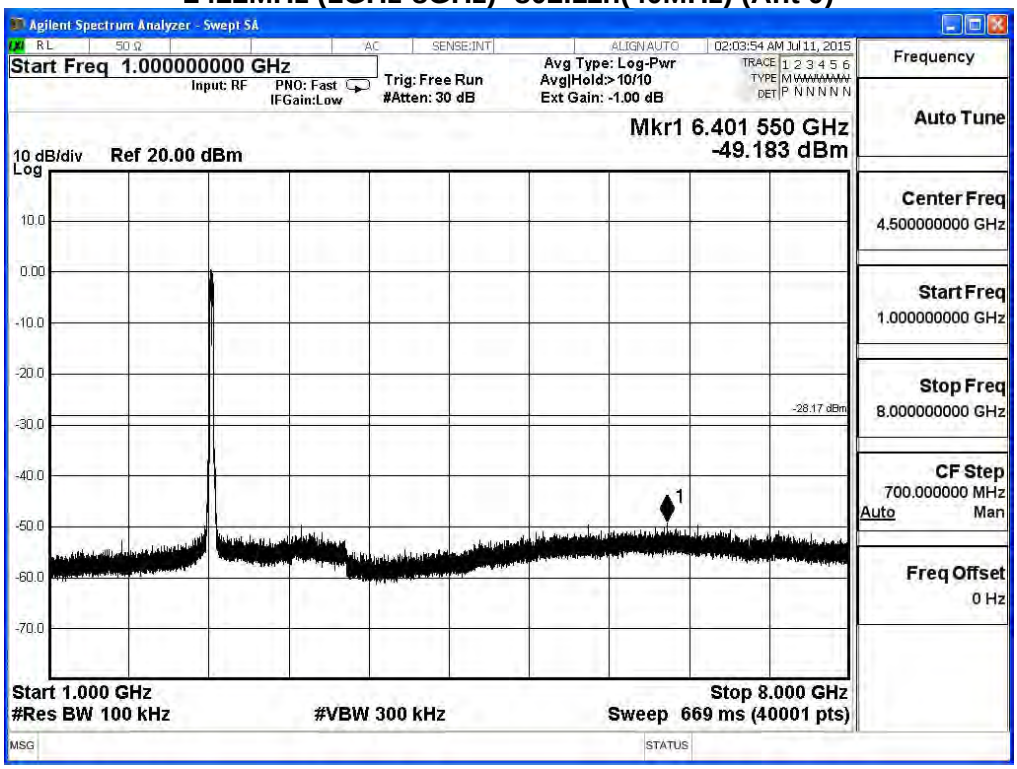

2422MHz (8GHz-16GHz)-802.11n(40MHz) (Ant 0)

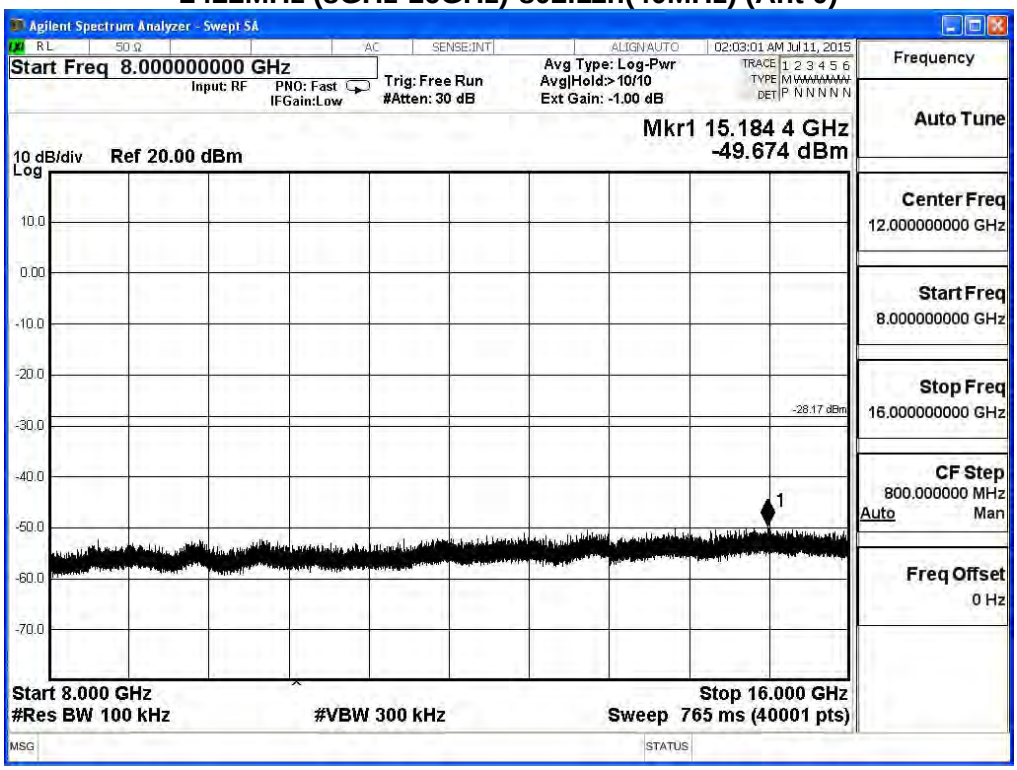

2422MHz (16GHz-25GHz) -802.11n(40MHz) (Ant 0)

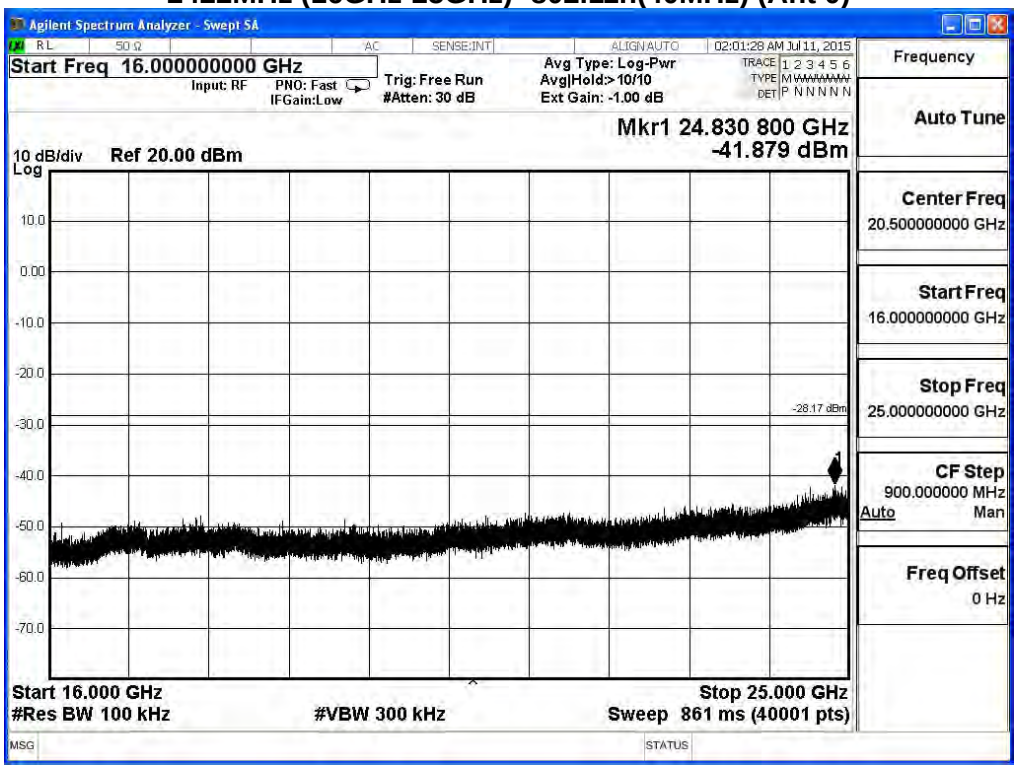

2437MHz (30MHz-1GHz)-802.11n(40MHz) (Ant 0)

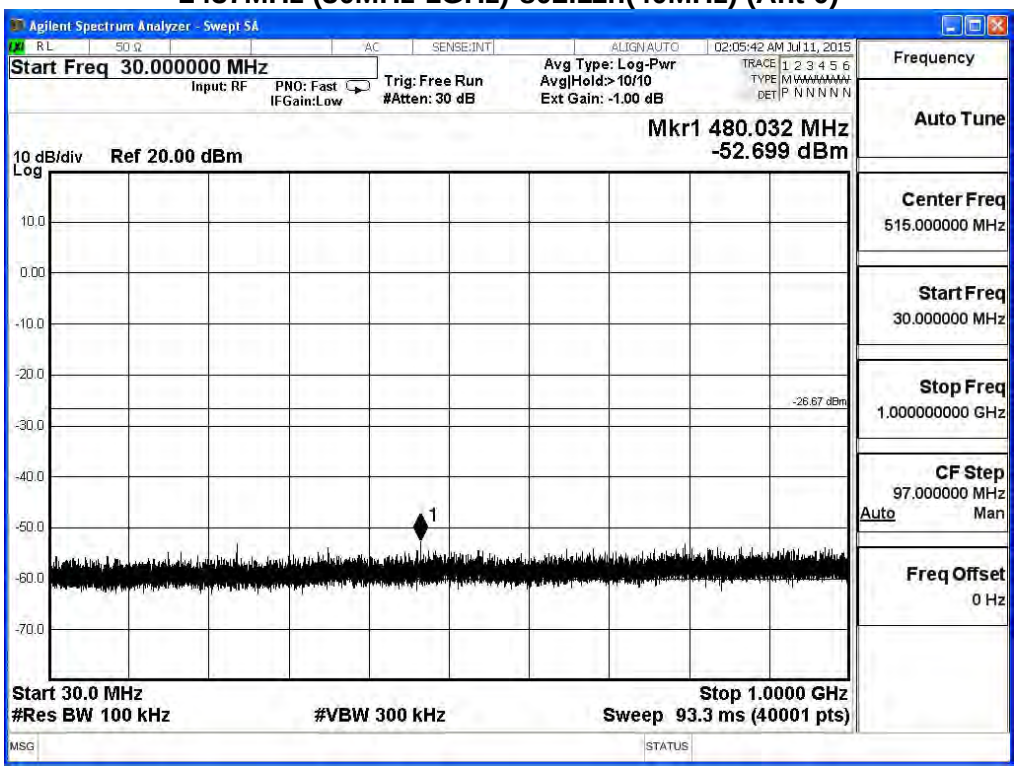

2437MHz (1GHz-8GHz) -802.11n(40MHz) (Ant 0)

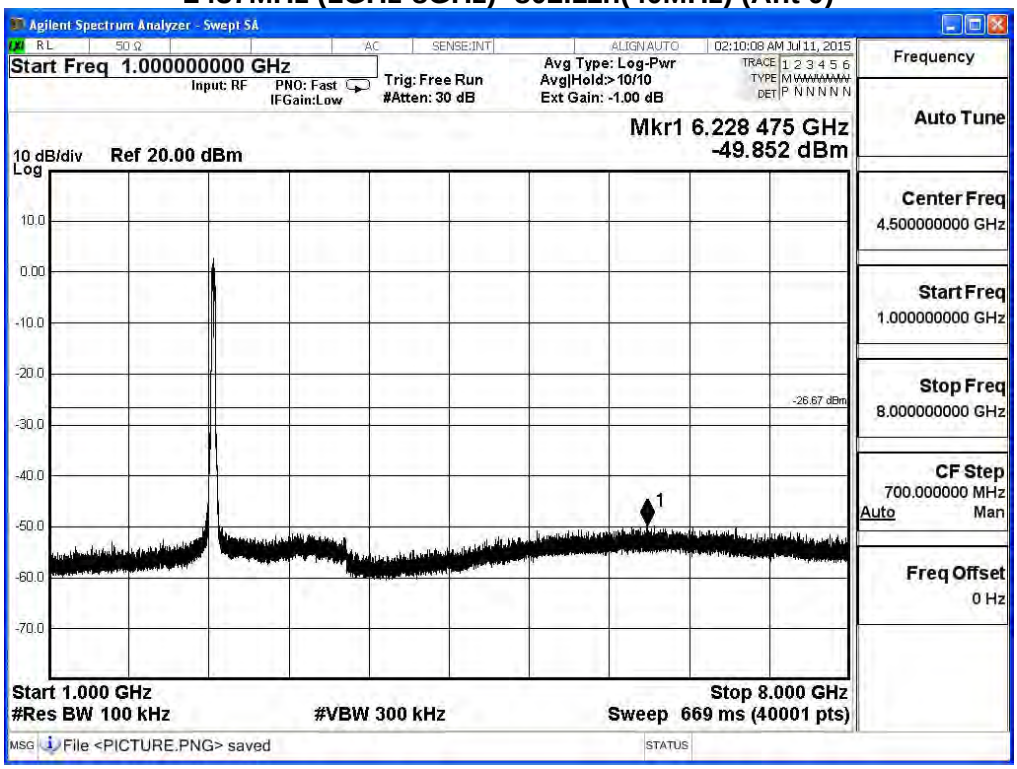

2437MHz (8GHz-16GHz)-802.11n(40MHz) (Ant 0)

2437MHz (16GHz-25GHz) -802.11n(40MHz) (Ant 0)

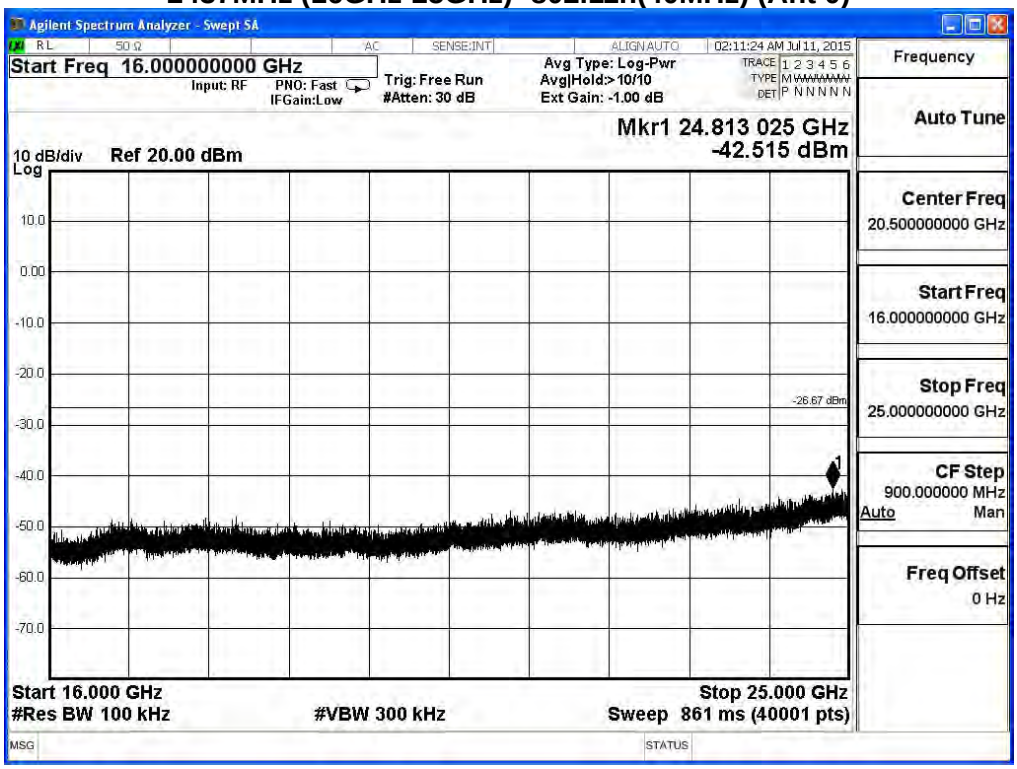

2452MHz (30MHz-1GHz)-802.11n(40MHz) (Ant 0)

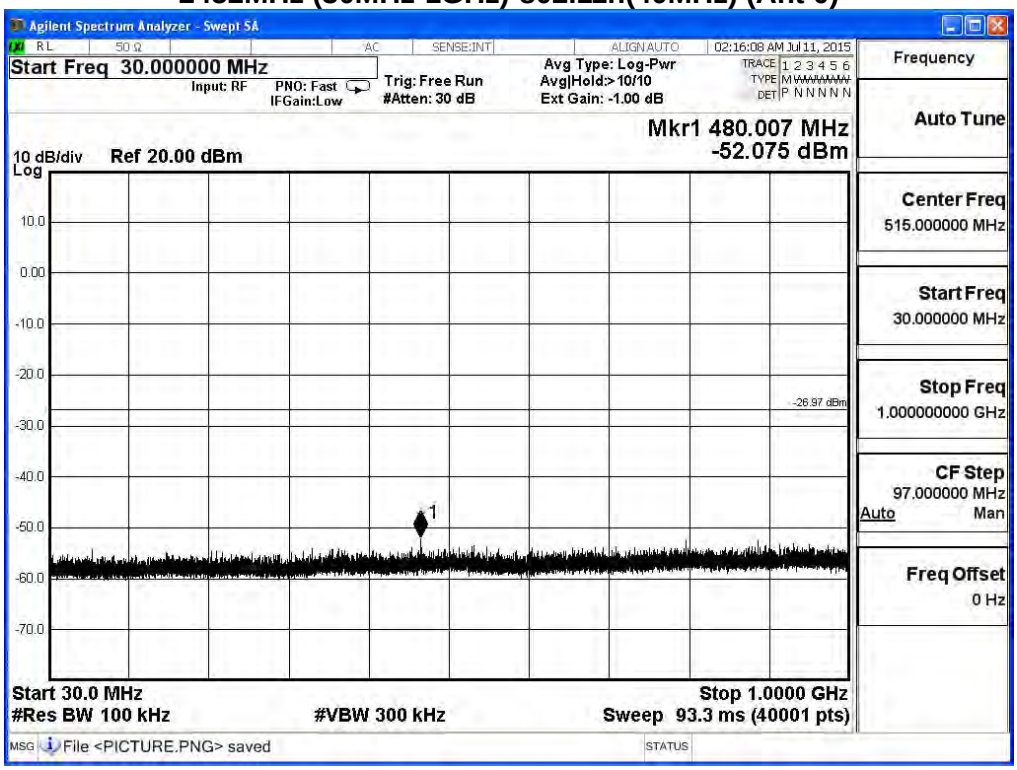

2452MHz (1GHz-8GHz) -802.11n(40MHz) (Ant 0)

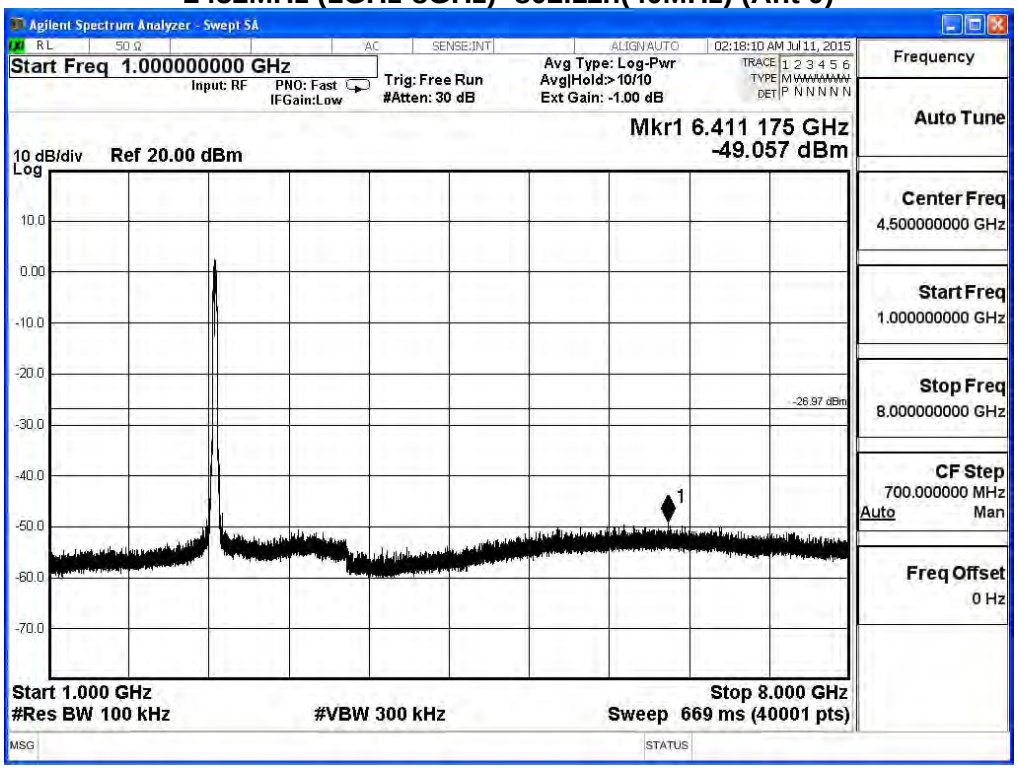

2452MHz (8GHz-16GHz)-802.11n(40MHz) (Ant 0)

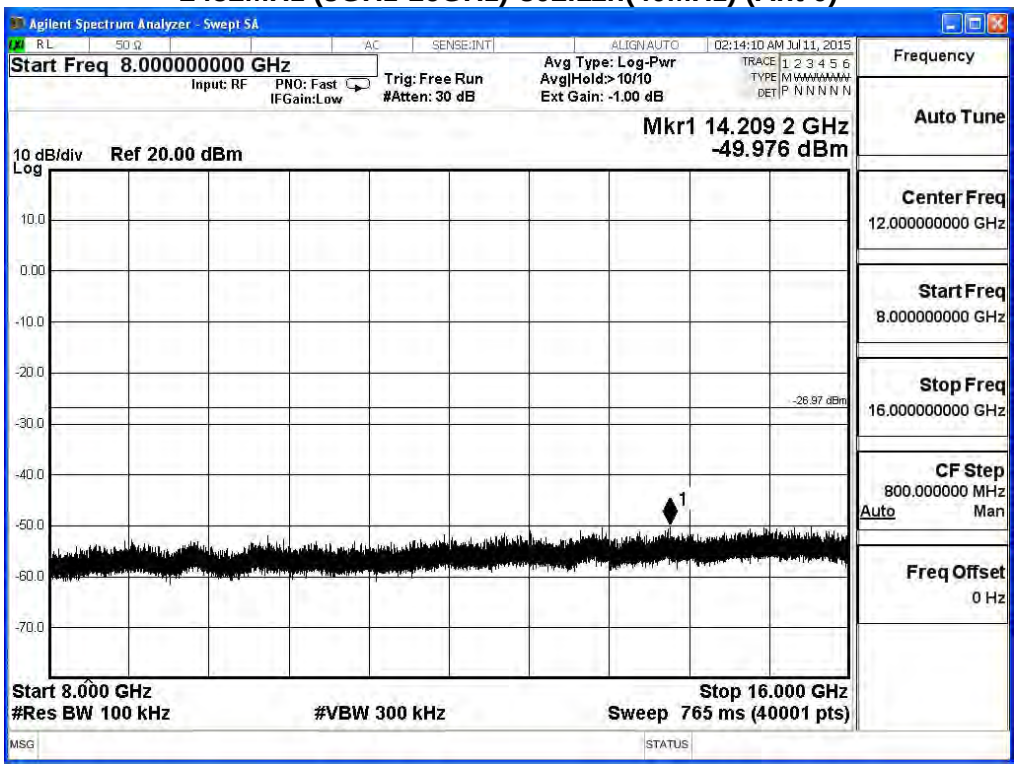

2452MHz (16GHz-25GHz) -802.11n(40MHz) (Ant 0)

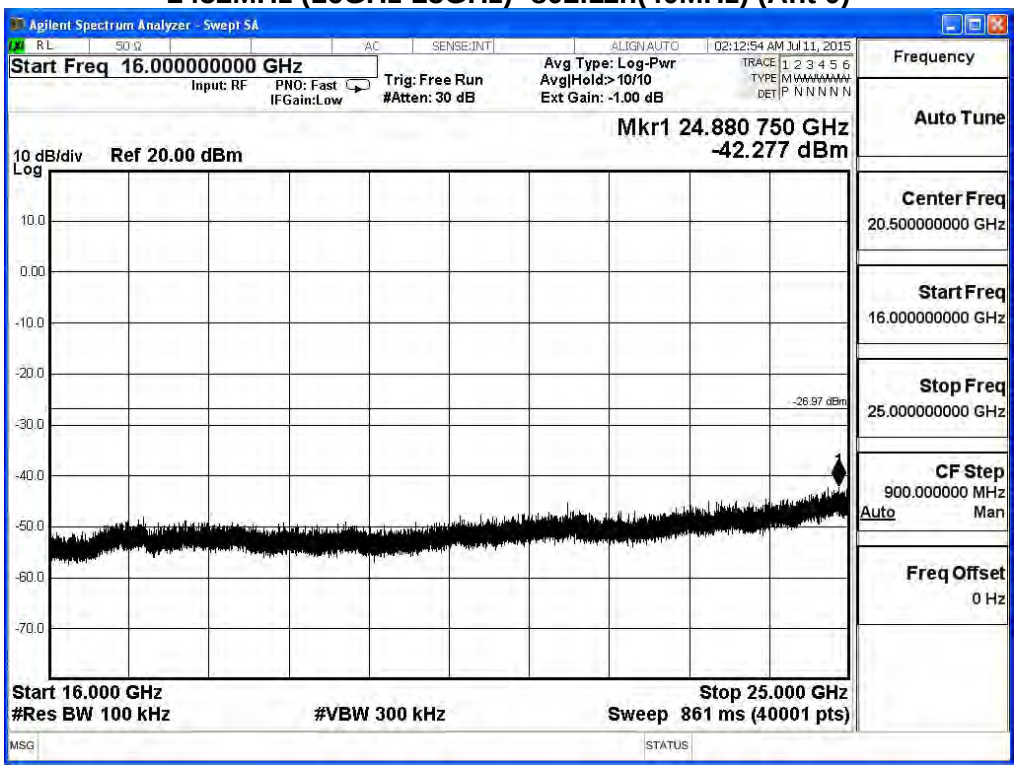

6. Radiated Emission Band Edge

6.1. Test Equipment

The following test equipments are used during the test:

Radiated Emission Band Edge / CB1

Instrument	Manufacturer	Model No.	Serial No	Next Cal. Date
Double Ridged Guide Horn Antenna	Schwarzback	BBHA 9120	D743	2016/01/26
Spectrum Analyzer	Agilent	E4440A	MY46187335	2016/01/07
k Type Cable	Huber Suhner	Sucoflex 102	25623/2	2016/01/26

Note: 1. All equipments that need to calibrate are with calibration period of 1 year.

6.2. Test Setup

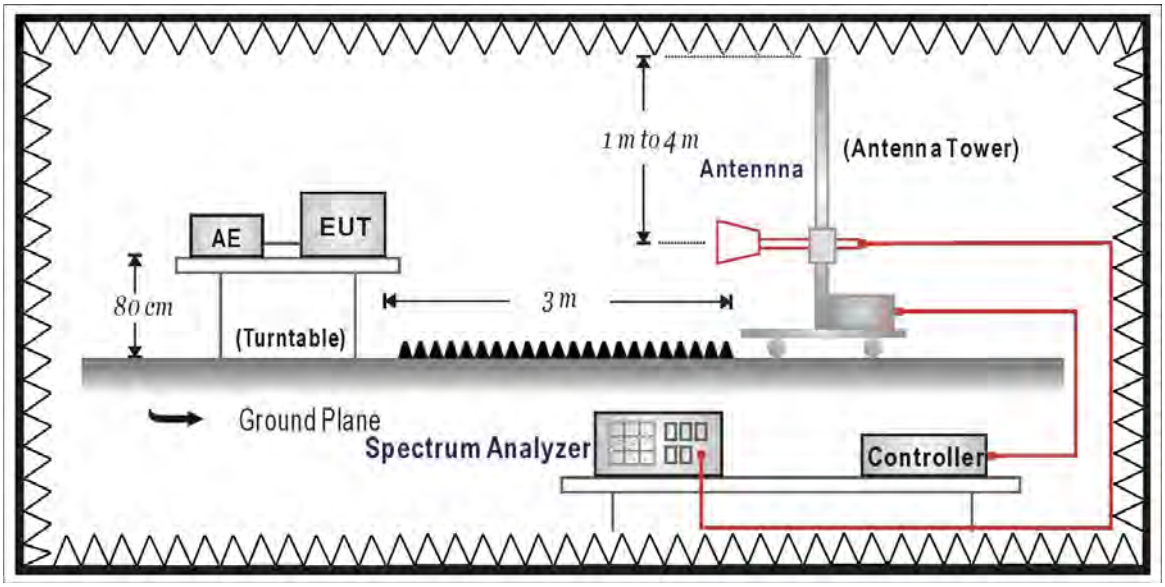

6.3. Limits

Emissions radiated outside of the specified frequency bands, except for harmonics, shall be attenuated by at least 20dB below the level of the fundamental or to the general radiated emission limits in paragraph 15.209, whichever is the lesser attenuation.

6.4. Test Procedure

The EUT was setup according to ANSI C63.10 and tested according to DTS test procedure of KDB558074 v03r02 for compliance to FCC 47CFR 15.247 requirements.

The EUT and its simulators are placed on a turn table which is 1.5 meter above ground. The turn table can rotate 360 degrees to determine the position of the maximum emission level. The EUT was positioned such that the distance from antenna to the EUT was 3 meters.

The antenna can move up and down between 1 meter and 4 meters to find out the maximum emission level.

Both horizontal and vertical polarization of the antenna are set on measurement. In order to find the maximum emission, all of the interface cables must be manipulated according to ANSI C63.10 on radiated measurement.

6.5. Test Specification

According to FCC Part 15 Subpart C Paragraph 15.247: 2014

6.6. Uncertainty

The measurement uncertainty

± 3.9 dB above 1GHz

6.7. Test Result

Radiated is defined as

Site : CB1	**Time : 2015/07/09 - 00:00**
Limit : FCC_SpartC_15.209_03M_PK	**Margin : 6**
Probe : B133-BBHA-9120_3m_4 - HORIZONTAL	**Power : AC 120V/60Hz**
EUT : Full HD Ultra-Wide View Wi-Fi Camera	**Note : 802.11b_2412MHz**

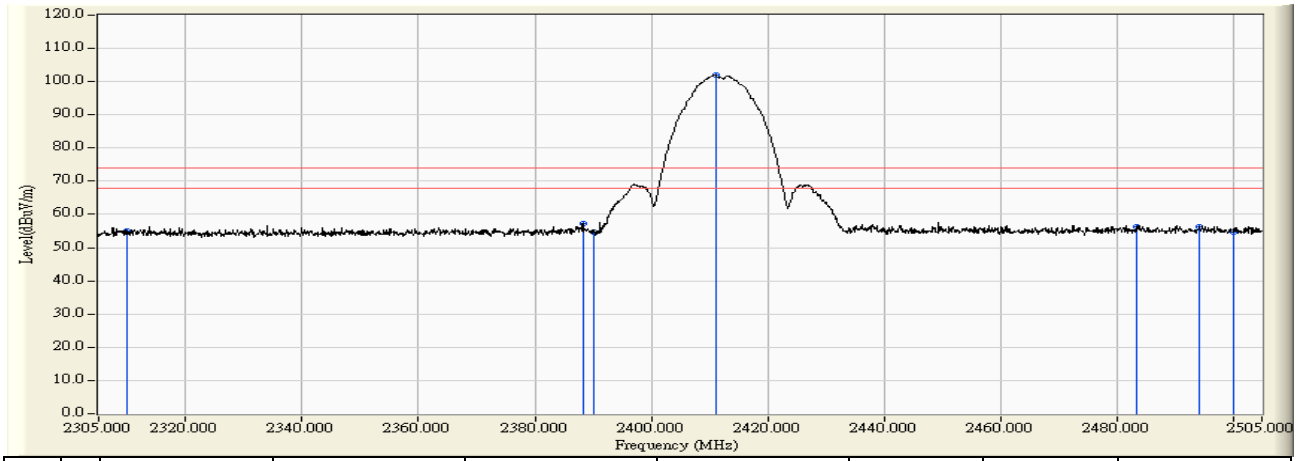

		Frequency (MHz)	Correct Factor (dB)	Reading Level (dBuV)	Measure Level (dBuV/m)	Margin (dB)	Limit (dBuV/m)	Detector Type
1		2310.000	31.296	23.748	55.044	-18.956	74.000	PEAK
2		2388.258	31.611	25.505	57.116	-16.884	74.000	PEAK
3		2390.000	31.618	23.169	54.787	-19.213	74.000	PEAK
4	*	2411.047	31.702	70.251	101.953	27.953	74.000	PEAK
5		2483.500	31.994	24.210	56.204	-17.796	74.000	PEAK
6		2494.305	32.037	24.317	56.354	-17.646	74.000	PEAK
7		2500.000	32.057	22.728	54.785	-19.215	74.000	PEAK

Note:

1. All readings above 1GHz are performed with peak and/or average measurements as necessary.
2. Peak measurements: RBW = 1MHz, VBW = 3 MHz, Sweep: Auto.
3. Average measurements: RBW = 1MHz, VBW = 10 Hz, Sweep: Auto.
4. “ * ”, means this data is the worst emission level.
5. Measurement Level = Reading Level + Correct Factor.
6. The average measurement was not performed when the peak measured data under the limit of average detection.

Site : CB1	**Time : 2015/07/09 - 00:02**
Limit : FCC_SpartC_15.209_03M_AV	**Margin : 6**
Probe : B133-BBHA-9120_3m_4 - HORIZONTAL	**Power : AC 120V/60Hz**
EUT : Full HD Ultra-Wide View Wi-Fi Camera	**Note : 802.11b_2412MHz**

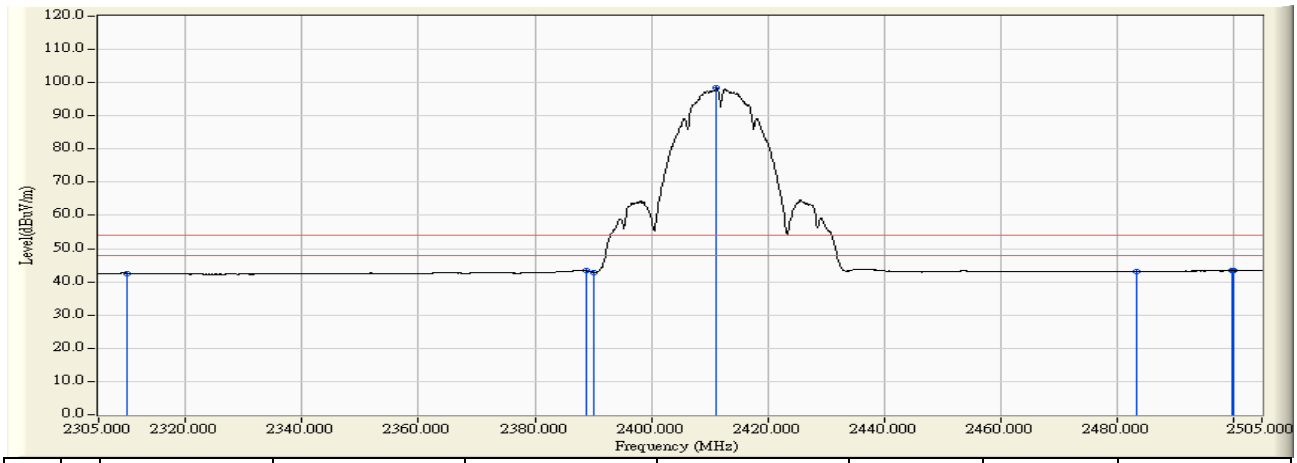

		Frequency (MHz)	Correct Factor (dB)	Reading Level (dBuV)	Measure Level (dBuV/m)	Margin (dB)	Limit (dBuV/m)	Detector Type
1		2310.000	31.296	11.189	42.485	-11.515	54.000	AVERAGE
2		2388.758	31.613	11.665	43.278	-10.722	54.000	AVERAGE
3		2390.000	31.618	11.248	42.866	-11.134	54.000	AVERAGE
4	*	2411.247	31.703	66.686	98.389	44.389	54.000	AVERAGE
5		2483.500	31.994	11.229	43.223	-10.777	54.000	AVERAGE
6		2499.803	32.057	11.248	43.304	-10.696	54.000	AVERAGE
7		2500.000	32.057	11.220	43.277	-10.723	54.000	AVERAGE

Note:

1. All readings above 1GHz are performed with peak and/or average measurements as necessary.
2. Peak measurements: RBW = 1MHz, VBW = 3 MHz, Sweep: Auto.
3. Average measurements: RBW = 1MHz, VBW = 10 Hz, Sweep: Auto.
4. “ * ”, means this data is the worst emission level.
5. Measurement Level = Reading Level + Correct Factor.
6. The average measurement was not performed when the peak measured data under the limit of average detection.

Site : CB1	**Time : 2015/07/09 - 00:12**
Limit : FCC_SpartC_15.209_03M_PK	**Margin : 6**
Probe : B133-BBHA-9120_3m_4 - VERTICAL	**Power : AC 120V/60Hz**
EUT : Full HD Ultra-Wide View Wi-Fi Camera	**Note : 802.11b_2412MHz**

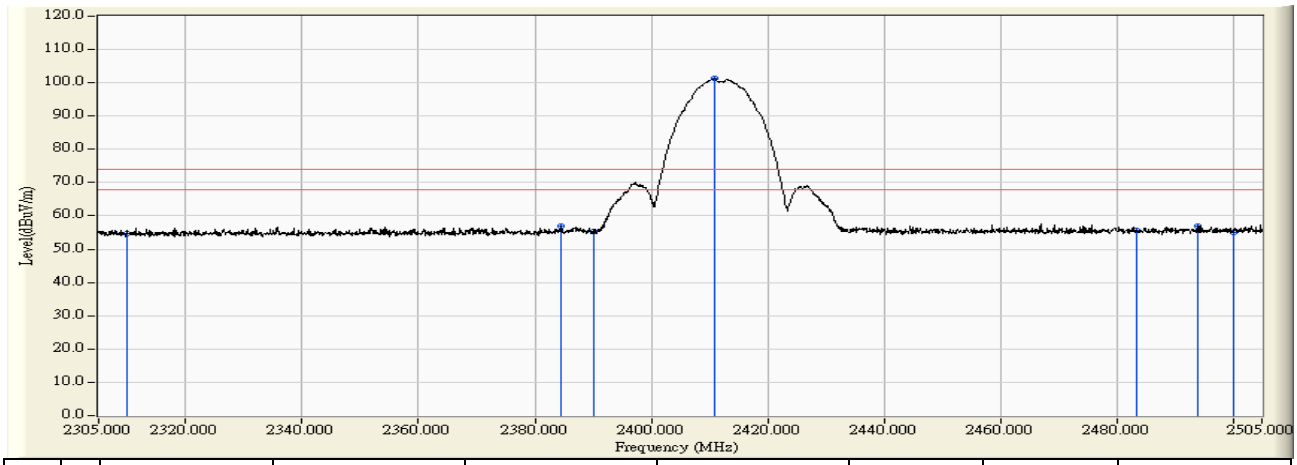

		Frequency (MHz)	Correct Factor (dB)	Reading Level (dBuV)	Measure Level (dBuV/m)	Margin (dB)	Limit (dBuV/m)	Detector Type
1		2310.000	31.296	23.355	54.651	-19.349	74.000	PEAK
2		2384.360	31.595	25.196	56.791	-17.209	74.000	PEAK
3		2390.000	31.618	23.769	55.387	-18.613	74.000	PEAK
4	*	2410.947	31.702	69.492	101.194	27.194	74.000	PEAK
5		2483.500	31.994	23.582	55.576	-18.424	74.000	PEAK
6		2494.005	32.036	24.843	56.879	-17.121	74.000	PEAK
7		2500.000	32.057	23.085	55.142	-18.858	74.000	PEAK

Note:

1. All readings above 1GHz are performed with peak and/or average measurements as necessary.
2. Peak measurements: RBW = 1MHz, VBW = 3 MHz, Sweep: Auto.
3. Average measurements: RBW = 1MHz, VBW = 10 Hz, Sweep: Auto.
4. “ * ”, means this data is the worst emission level.
5. Measurement Level = Reading Level + Correct Factor.
6. The average measurement was not performed when the peak measured data under the limit of average detection.

Site : CB1	**Time : 2015/07/09 – 00:14**
Limit : FCC_SpartC_15.209_03M_AV	**Margin : 6**
Probe : B133-BBHA-9120_3m_4 - VERTICAL	**Power : AC 120V/60Hz**
EUT : Full HD Ultra-Wide View Wi-Fi Camera	**Note : 802.11b_2412MHz**

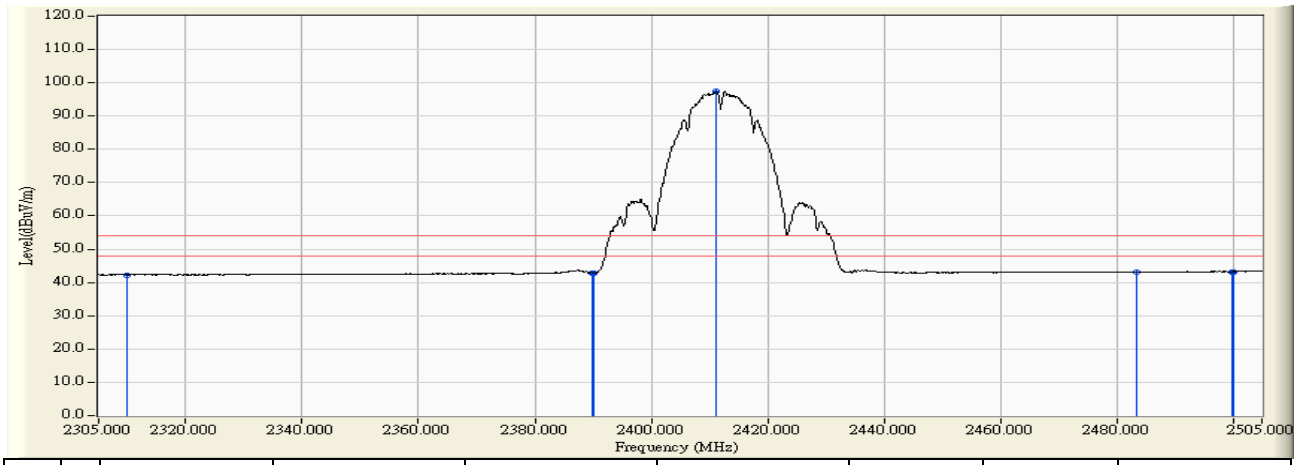

		Frequency (MHz)	Correct Factor (dB)	Reading Level (dBuV)	Measure Level (dBuV/m)	Margin (dB)	Limit (dBuV/m)	Detector Type
1		2310.000	31.296	10.996	42.292	-11.708	54.000	AVERAGE
2		2389.758	31.617	11.190	42.807	-11.193	54.000	AVERAGE
3		2390.000	31.618	11.315	42.933	-11.067	54.000	AVERAGE
4	*	2411.147	31.702	65.807	97.510	43.510	54.000	AVERAGE
5		2483.500	31.994	11.186	43.180	-10.820	54.000	AVERAGE
6		2499.803	32.057	11.211	43.267	-10.733	54.000	AVERAGE
7		2500.000	32.057	11.205	43.262	-10.738	54.000	AVERAGE

Note:

1. All readings above 1GHz are performed with peak and/or average measurements as necessary.
2. Peak measurements: RBW = 1MHz, VBW = 3 MHz, Sweep: Auto.
3. Average measurements: RBW = 1MHz, VBW = 10 Hz, Sweep: Auto.
4. “ * ”, means this data is the worst emission level.
5. Measurement Level = Reading Level + Correct Factor.
6. The average measurement was not performed when the peak measured data under the limit of average detection.

Site : CB1	**Time : 2015/07/09 - 00:16**
Limit : FCC_SpartC_15.209_03M_PK	**Margin : 6**
Probe : B133-BBHA-9120_3m_4 - HORIZONTAL	**Power : AC 120V/60Hz**
EUT : Full HD Ultra-Wide View Wi-Fi Camera	**Note : 802.11b_2462MHz**

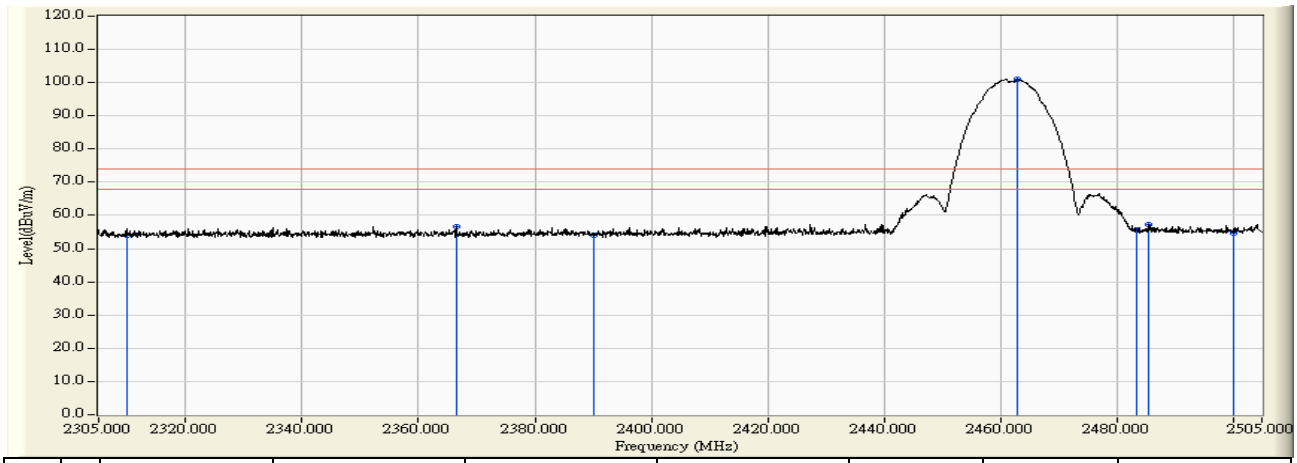

		Frequency (MHz)	Correct Factor (dB)	Reading Level (dBuV)	Measure Level (dBuV/m)	Margin (dB)	Limit (dBuV/m)	Detector Type
1		2310.000	31.296	22.743	54.039	-19.961	74.000	PEAK
2		2366.469	31.523	25.236	56.759	-17.241	74.000	PEAK
3		2390.000	31.618	22.460	54.078	-19.922	74.000	PEAK
4	*	2463.021	31.911	69.193	101.104	27.104	74.000	PEAK
5		2483.500	31.994	23.569	55.563	-18.437	74.000	PEAK
6		2485.410	32.001	25.366	57.367	-16.633	74.000	PEAK
7		2500.000	32.057	22.581	54.638	-19.362	74.000	PEAK

. Note:

1. All readings above 1GHz are performed with peak and/or average measurements as necessary.
2. Peak measurements: RBW = 1MHz, VBW = 3 MHz, Sweep: Auto.
3. Average measurements: RBW = 1MHz, VBW = 10 Hz, Sweep: Auto.
4. “ * ”, means this data is the worst emission level.
5. Measurement Level = Reading Level + Correct Factor.
6. The average measurement was not performed when the peak measured data under the limit of average detection.

Site : CB1	**Time : 2015/07/09 - 00:22**
Limit : FCC_SpartC_15.209_03M_AV	**Margin : 6**
Probe : B133-BBHA-9120_3m_4 - HORIZONTAL	**Power : AC 120V/60Hz**
EUT : Full HD Ultra-Wide View Wi-Fi Camera	**Note : 802.11b_2462MHz**

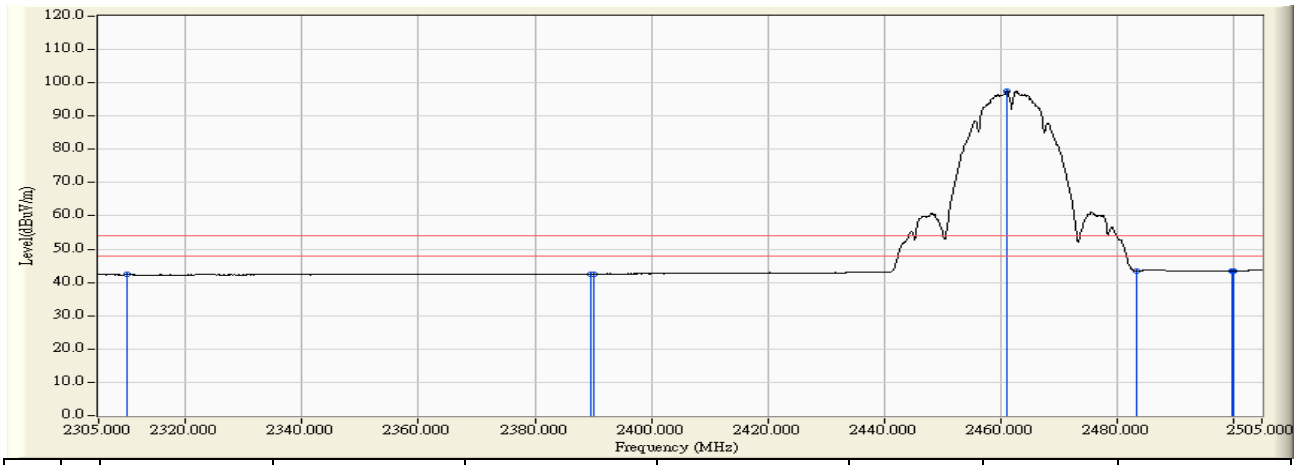

		Frequency (MHz)	Correct Factor (dB)	Reading Level (dBuV)	Measure Level (dBuV/m)	Margin (dB)	Limit (dBuV/m)	Detector Type
1		2310.000	31.296	11.060	42.356	-11.644	54.000	AVERAGE
2		2389.558	31.616	10.959	42.575	-11.425	54.000	AVERAGE
3		2390.000	31.618	10.950	42.568	-11.432	54.000	AVERAGE
4	*	2461.222	31.904	65.548	97.452	43.452	54.000	AVERAGE
5		2483.500	31.994	11.383	43.377	-10.623	54.000	AVERAGE
6		2499.803	32.057	11.412	43.468	-10.532	54.000	AVERAGE
7		2500.000	32.057	11.419	43.476	-10.524	54.000	AVERAGE

Note:

1. All readings above 1GHz are performed with peak and/or average measurements as necessary.
2. Peak measurements: RBW = 1MHz, VBW = 3 MHz, Sweep: Auto.
3. Average measurements: RBW = 1MHz, VBW = 10 Hz, Sweep: Auto.
4. “ * ”, means this data is the worst emission level.
5. Measurement Level = Reading Level + Correct Factor.
6. The average measurement was not performed when the peak measured data under the limit of average detection.

Site : CB1	**Time : 2015/07/09 - 00:24**
Limit : FCC_SpartC_15.209_03M_PK	**Margin : 6**
Probe : B133-BBHA-9120_3m_4 - VERTICAL	**Power : AC 120V/60Hz**
EUT : Full HD Ultra-Wide View Wi-Fi Camera	**Note : 802.11b_2462MHz**

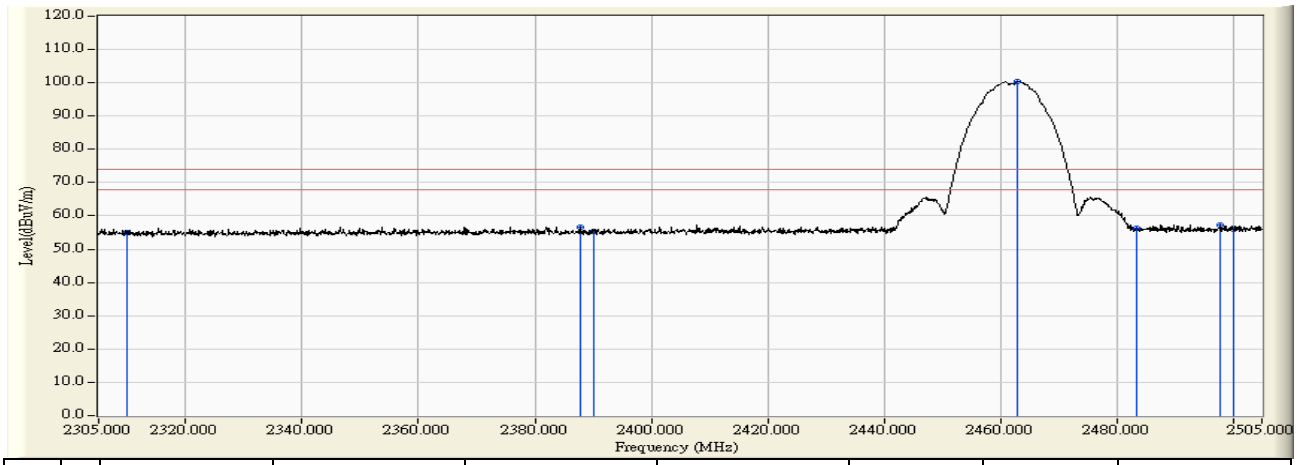

		Frequency (MHz)	Correct Factor (dB)	Reading Level (dBuV)	Measure Level (dBuV/m)	Margin (dB)	Limit (dBuV/m)	Detector Type
1		2310.000	31.296	23.607	54.903	-19.097	74.000	PEAK
2		2387.759	31.609	24.918	56.527	-17.473	74.000	PEAK
3		2390.000	31.618	23.803	55.421	-18.579	74.000	PEAK
4	*	2463.021	31.911	68.613	100.524	26.524	74.000	PEAK
5		2483.500	31.994	24.400	56.394	-17.606	74.000	PEAK
6		2497.903	32.050	25.356	57.406	-16.594	74.000	PEAK
7		2500.000	32.057	23.834	55.891	-18.109	74.000	PEAK

Note:

1. All readings above 1GHz are performed with peak and/or average measurements as necessary.
2. Peak measurements: RBW = 1MHz, VBW = 3 MHz, Sweep: Auto.
3. Average measurements: RBW = 1MHz, VBW = 10 Hz, Sweep: Auto.
4. “ * ”, means this data is the worst emission level.
5. Measurement Level = Reading Level + Correct Factor.
6. The average measurement was not performed when the peak measured data under the limit of average detection.

Site : CB1	**Time : 2015/07/09 - 00:30**
Limit : FCC_SpartC_15.209_03M_AV	**Margin : 6**
Probe : B133-BBHA-9120_3m_4 - VERTICAL	**Power : AC 120V/60Hz**
EUT : Full HD Ultra-Wide View Wi-Fi Camera	**Note : 802.11b_2462MHz**

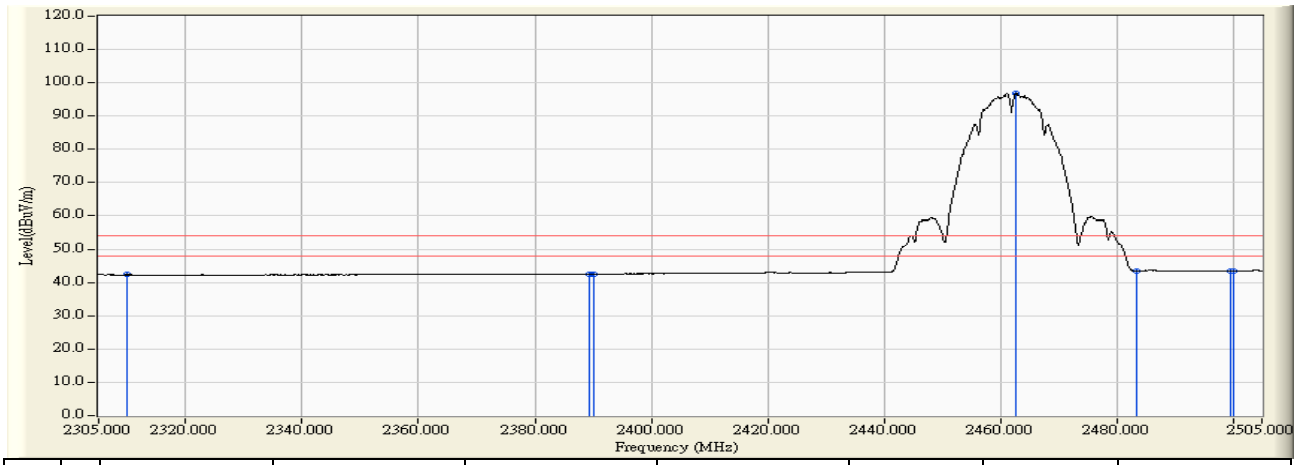

		Frequency (MHz)	Correct Factor (dB)	Reading Level (dBuV)	Measure Level (dBuV/m)	Margin (dB)	Limit (dBuV/m)	Detector Type
1		2310.000	31.296	11.021	42.317	-11.683	54.000	AVERAGE
2		2389.258	31.615	10.947	42.562	-11.438	54.000	AVERAGE
3		2390.000	31.618	10.968	42.586	-11.414	54.000	AVERAGE
4	*	2462.721	31.910	64.907	96.817	42.817	54.000	AVERAGE
5		2483.500	31.994	11.327	43.321	-10.679	54.000	AVERAGE
6		2499.503	32.055	11.316	43.371	-10.629	54.000	AVERAGE
7		2500.000	32.057	11.381	43.438	-10.562	54.000	AVERAGE

. Note:

1. All readings above 1GHz are performed with peak and/or average measurements as necessary.
2. Peak measurements: RBW = 1MHz, VBW = 3 MHz, Sweep: Auto.
3. Average measurements: RBW = 1MHz, VBW = 10 Hz, Sweep: Auto.
4. “ * ”, means this data is the worst emission level.
5. Measurement Level = Reading Level + Correct Factor.
6. The average measurement was not performed when the peak measured data under the limit of average detection.

Site : CB1	**Time : 2015/07/09 - 00:36**
Limit : FCC_SpartC_15.209_03M_PK	**Margin : 6**
Probe : B133-BBHA-9120_3m_4 - HORIZONTAL	**Power : AC 120V/60Hz**
EUT : Full HD Ultra-Wide View Wi-Fi Camera	**Note : 802.11g_2412MHz**

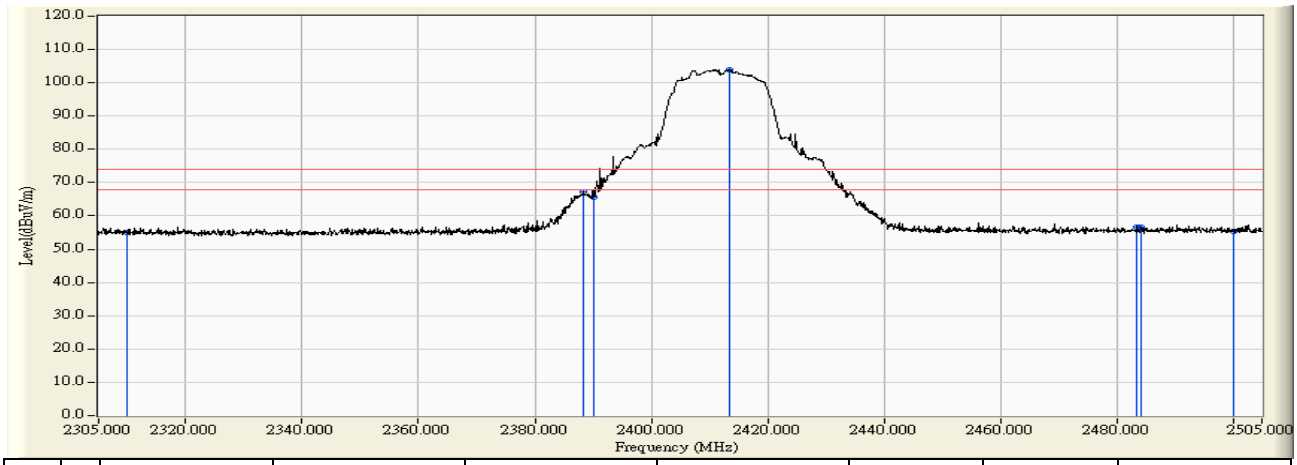

		Frequency (MHz)	Correct Factor (dB)	Reading Level (dBuV)	Measure Level (dBuV/m)	Margin (dB)	Limit (dBuV/m)	Detector Type
1		2310.000	31.296	23.662	54.958	-19.042	74.000	PEAK
2		2388.258	31.611	35.664	67.275	-6.725	74.000	PEAK
3		2390.000	31.618	33.972	65.590	-8.410	74.000	PEAK
4	*	2413.446	31.712	72.270	103.982	29.982	74.000	PEAK
5		2483.500	31.994	24.627	56.621	-17.379	74.000	PEAK
6		2484.310	31.997	24.755	56.752	-17.248	74.000	PEAK
7		2500.000	32.057	23.400	55.457	-18.543	74.000	PEAK

Note:

1. All readings above 1GHz are performed with peak and/or average measurements as necessary.
2. Peak measurements: RBW = 1MHz, VBW = 3 MHz, Sweep: Auto.
3. Average measurements: RBW = 1MHz, VBW = 10 Hz, Sweep: Auto.
4. “ * ”, means this data is the worst emission level.
5. Measurement Level = Reading Level + Correct Factor.
6. The average measurement was not performed when the peak measured data under the limit of average detection.

Site : CB1	**Time : 2015/07/09 - 00:38**
Limit : FCC_SpartC_15.209_03M_AV	**Margin : 6**
Probe : B133-BBHA-9120_3m_4 - HORIZONTAL	**Power : AC 120V/60Hz**
EUT : Full HD Ultra-Wide View Wi-Fi Camera	**Note : 802.11g_2412MHz**

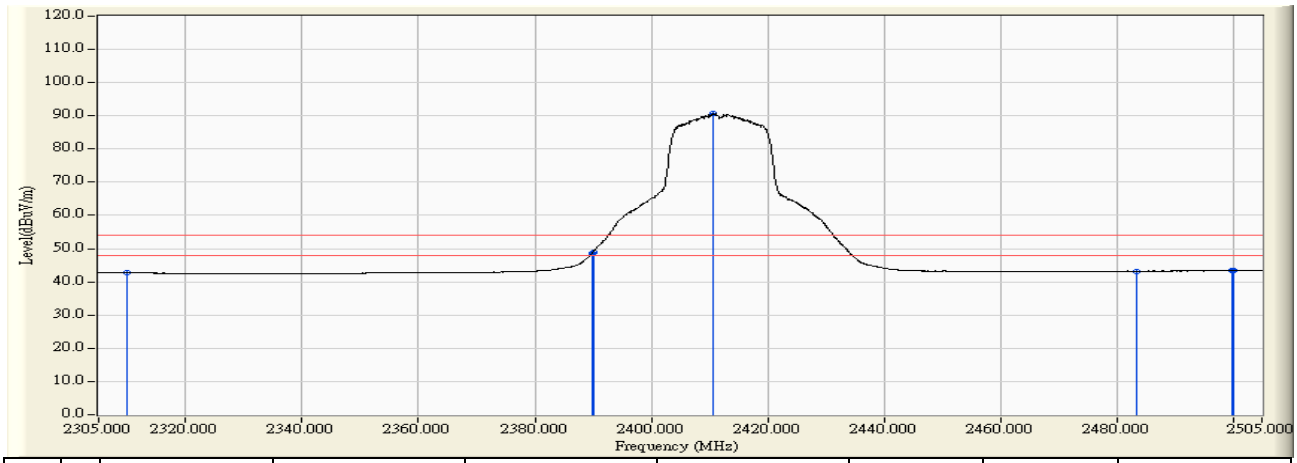

		Frequency (MHz)	Correct Factor (dB)	Reading Level (dBuV)	Measure Level (dBuV/m)	Margin (dB)	Limit (dBuV/m)	Detector Type
1		2310.000	31.296	11.386	42.682	-11.318	54.000	AVERAGE
2		2389.758	31.617	16.938	48.555	-5.445	54.000	AVERAGE
3		2390.000	31.618	17.387	49.005	-4.995	54.000	AVERAGE
4	*	2410.547	31.701	58.971	90.671	36.671	54.000	AVERAGE
5		2483.500	31.994	11.251	43.245	-10.755	54.000	AVERAGE
6		2499.803	32.057	11.303	43.359	-10.641	54.000	AVERAGE
7		2500.000	32.057	11.288	43.345	-10.655	54.000	AVERAGE

Note:

1. All readings above 1GHz are performed with peak and/or average measurements as necessary.
2. Peak measurements: RBW = 1MHz, VBW = 3 MHz, Sweep: Auto.
3. Average measurements: RBW = 1MHz, VBW = 10 Hz, Sweep: Auto.
4. “ * ”, means this data is the worst emission level.
5. Measurement Level = Reading Level + Correct Factor.
6. The average measurement was not performed when the peak measured data under the limit of average detection.

Site : CB1	**Time : 2015/07/09 - 00:42**
Limit : FCC_SpartC_15.209_03M_PK	**Margin : 6**
Probe : B133-BBHA-9120_3m_4 - VERTICAL	**Power : AC 120V/60Hz**
EUT : Full HD Ultra-Wide View Wi-Fi Camera	**Note : 802.11g_2412MHz**

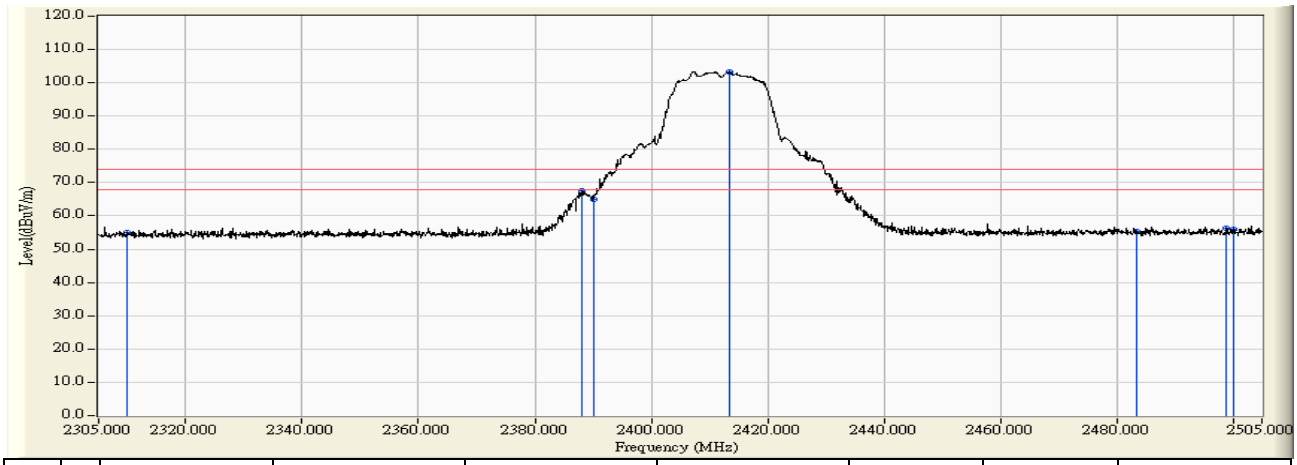

		Frequency (MHz)	Correct Factor (dB)	Reading Level (dBuV)	Measure Level (dBuV/m)	Margin (dB)	Limit (dBuV/m)	Detector Type
1		2310.000	31.296	23.635	54.931	-19.069	74.000	PEAK
2		2387.958	31.610	35.858	67.468	-6.532	74.000	PEAK
3		2390.000	31.618	33.362	64.980	-9.020	74.000	PEAK
4	*	2413.346	31.712	71.660	103.372	29.372	74.000	PEAK
5		2483.500	31.994	23.287	55.281	-18.719	74.000	PEAK
6		2498.903	32.053	24.380	56.433	-17.567	74.000	PEAK
7		2500.000	32.057	24.068	56.125	-17.875	74.000	PEAK

Note:

1. All readings above 1GHz are performed with peak and/or average measurements as necessary.
2. Peak measurements: RBW = 1MHz, VBW = 3 MHz, Sweep: Auto.
3. Average measurements: RBW = 1MHz, VBW = 10 Hz, Sweep: Auto.
4. “ * ”, means this data is the worst emission level.
5. Measurement Level = Reading Level + Correct Factor.
6. The average measurement was not performed when the peak measured data under the limit of average detection.

Site : CB1	**Time : 2015/07/09 - 00:44**
Limit : FCC_SpartC_15.209_03M_AV	**Margin : 6**
Probe : B133-BBHA-9120_3m_4 - VERTICAL	**Power : AC 120V/60Hz**
EUT : Full HD Ultra-Wide View Wi-Fi Camera	**Note : 802.11g_2412MHz**

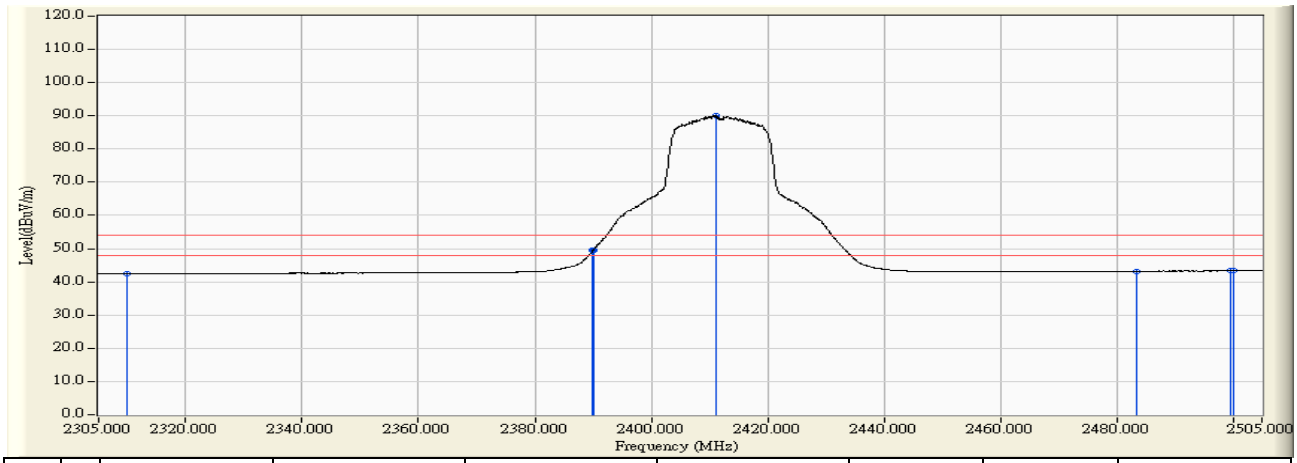

		Frequency (MHz)	Correct Factor (dB)	Reading Level (dBuV)	Measure Level (dBuV/m)	Margin (dB)	Limit (dBuV/m)	Detector Type
1		2310.000	31.296	11.181	42.477	-11.523	54.000	AVERAGE
2		2389.957	31.618	17.769	49.387	-4.613	54.000	AVERAGE
3		2390.000	31.618	17.895	49.513	-4.487	54.000	AVERAGE
4	*	2411.247	31.703	58.346	90.049	36.049	54.000	AVERAGE
5		2483.500	31.994	11.196	43.190	-10.810	54.000	AVERAGE
6		2499.503	32.055	11.252	43.307	-10.693	54.000	AVERAGE
7		2500.000	32.057	11.219	43.276	-10.724	54.000	AVERAGE

Note:

1. All readings above 1GHz are performed with peak and/or average measurements as necessary.
2. Peak measurements: RBW = 1MHz, VBW = 3 MHz, Sweep: Auto.
3. Average measurements: RBW = 1MHz, VBW = 10 Hz, Sweep: Auto.
4. " * ", means this data is the worst emission level.
5. Measurement Level = Reading Level + Correct Factor.
6. The average measurement was not performed when the peak measured data under the limit of average detection.

Site : CB1	**Time : 2015/07/09 - 00:50**
Limit : FCC_SpartC_15.209_03M_PK	**Margin : 6**
Probe : B133-BBHA-9120_3m_4 - HORIZONTAL	**Power : AC 120V/60Hz**
EUT : Full HD Ultra-Wide View Wi-Fi Camera	**Note : 802.11g_2462MHz**

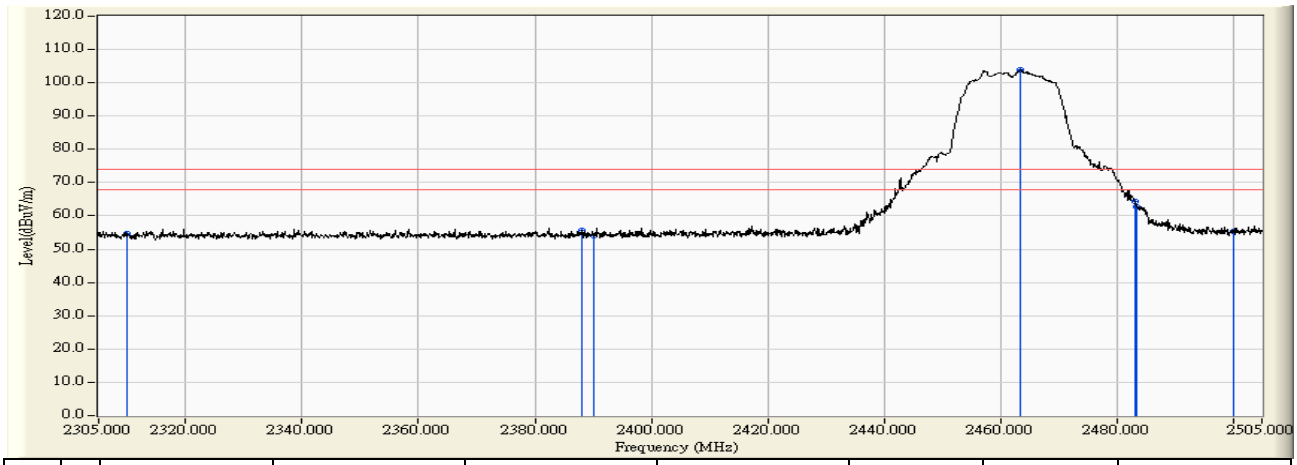

		Frequency (MHz)	Correct Factor (dB)	Reading Level (dBuV)	Measure Level (dBuV/m)	Margin (dB)	Limit (dBuV/m)	Detector Type
1		2310.000	31.296	23.504	54.800	-19.200	74.000	PEAK
2		2387.958	31.610	24.119	55.729	-18.271	74.000	PEAK
3		2390.000	31.618	22.554	54.172	-19.828	74.000	PEAK
4	*	2463.521	31.914	72.063	103.976	29.976	74.000	PEAK
5		2483.111	31.992	32.379	64.371	-9.629	74.000	PEAK
6		2483.500	31.994	30.871	62.865	-11.135	74.000	PEAK
7		2500.000	32.057	23.308	55.365	-18.635	74.000	PEAK

Note:

1. All readings above 1GHz are performed with peak and/or average measurements as necessary.
2. Peak measurements: RBW = 1MHz, VBW = 3 MHz, Sweep: Auto.
3. Average measurements: RBW = 1MHz, VBW = 10 Hz, Sweep: Auto.
4. “ * ”, means this data is the worst emission level.
5. Measurement Level = Reading Level + Correct Factor.
6. The average measurement was not performed when the peak measured data under the limit of average detection.

Site : CB1	**Time : 2015/07/09 - 00:52**
Limit : FCC_SpartC_15.209_03M_AV	**Margin : 6**
Probe : B133-BBHA-9120_3m_4 - HORIZONTAL	**Power : AC 120V/60Hz**
EUT : Full HD Ultra-Wide View Wi-Fi Camera	**Note : 802.11g_2462MHz**

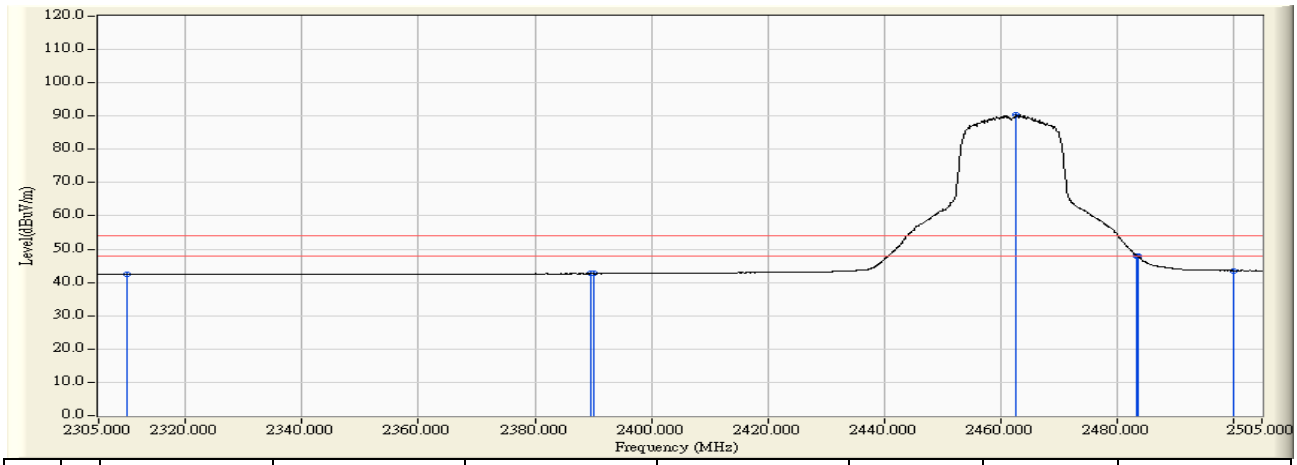

		Frequency (MHz)	Correct Factor (dB)	Reading Level (dBuV)	Measure Level (dBuV/m)	Margin (dB)	Limit (dBuV/m)	Detector Type
1		2310.000	31.296	11.192	42.488	-11.512	54.000	AVERAGE
2		2389.558	31.616	11.037	42.653	-11.347	54.000	AVERAGE
3		2390.000	31.618	11.026	42.644	-11.356	54.000	AVERAGE
4	*	2462.721	31.910	58.446	90.356	36.356	54.000	AVERAGE
5		2483.500	31.994	16.080	48.074	-5.926	54.000	AVERAGE
6		2483.611	31.994	15.926	47.920	-6.080	54.000	AVERAGE
7		2500.000	32.057	11.517	43.574	-10.426	54.000	AVERAGE

Note:

1. All readings above 1GHz are performed with peak and/or average measurements as necessary.
2. Peak measurements: RBW = 1MHz, VBW = 3 MHz, Sweep: Auto.
3. Average measurements: RBW = 1MHz, VBW = 10 Hz, Sweep: Auto.
4. “ * ”, means this data is the worst emission level.
5. Measurement Level = Reading Level + Correct Factor.
6. The average measurement was not performed when the peak measured data under the limit of average detection.

Site : CB1	**Time : 2015/07/09 - 00:58**
Limit : FCC_SpartC_15.209_03M_PK	**Margin : 6**
Probe : B133-BBHA-9120_3m_4 - VERTICAL	**Power : AC 120V/60Hz**
EUT : Full HD Ultra-Wide View Wi-Fi Camera	**Note : 802.11g_2462MHz**

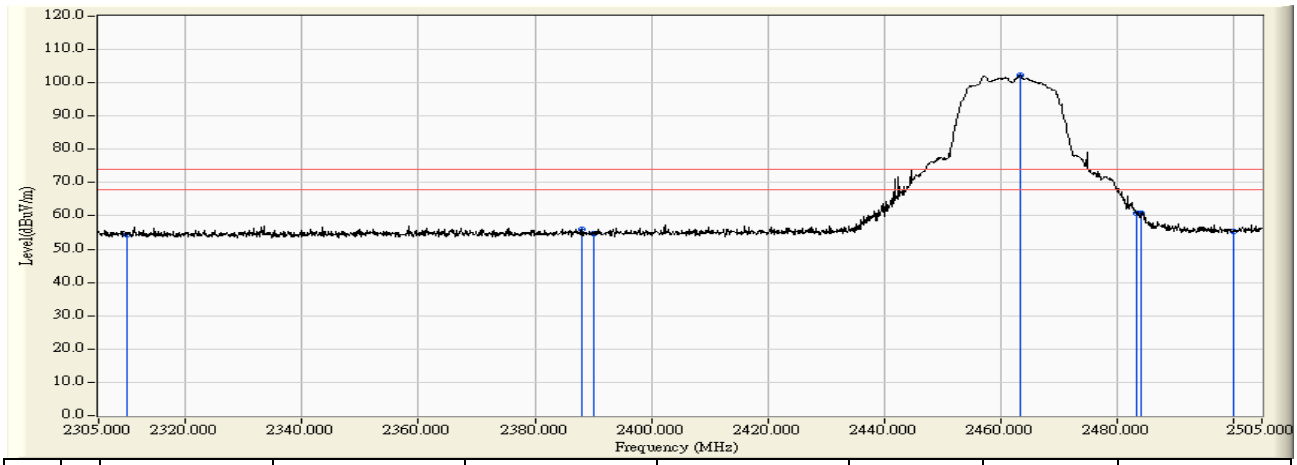

		Frequency (MHz)	Correct Factor (dB)	Reading Level (dBuV)	Measure Level (dBuV/m)	Margin (dB)	Limit (dBuV/m)	Detector Type
1		2310.000	31.296	22.970	54.266	-19.734	74.000	PEAK
2		2387.958	31.610	24.215	55.825	-18.175	74.000	PEAK
3		2390.000	31.618	22.931	54.549	-19.451	74.000	PEAK
4	*	2463.421	31.913	70.281	102.194	28.194	74.000	PEAK
5		2483.500	31.994	28.654	60.648	-13.352	74.000	PEAK
6		2484.210	31.997	28.952	60.949	-13.051	74.000	PEAK
7		2500.000	32.057	23.195	55.252	-18.748	74.000	PEAK

Note:

1. All readings above 1GHz are performed with peak and/or average measurements as necessary.
2. Peak measurements: RBW = 1MHz, VBW = 3 MHz, Sweep: Auto.
3. Average measurements: RBW = 1MHz, VBW = 10 Hz, Sweep: Auto.
4. “ * ”, means this data is the worst emission level.
5. Measurement Level = Reading Level + Correct Factor.
6. The average measurement was not performed when the peak measured data under the limit of average detection.

Site : CB1	**Time : 2015/07/09 – 01:00**
Limit : FCC_SpartC_15.209_03M_AV	**Margin : 6**
Probe : B133-BBHA-9120_3m_4 - VERTICAL	**Power : AC 120V/60Hz**
EUT : Full HD Ultra-Wide View Wi-Fi Camera	**Note : 802.11g_2462MHz**

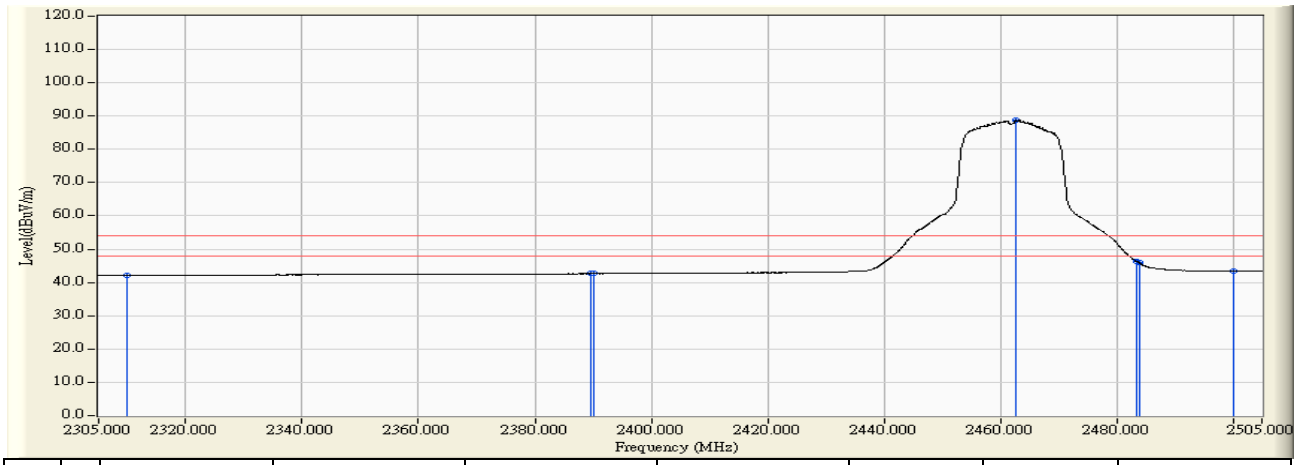

		Frequency (MHz)	Correct Factor (dB)	Reading Level (dBuV)	Measure Level (dBuV/m)	Margin (dB)	Limit (dBuV/m)	Detector Type
1		2310.000	31.296	10.949	42.245	-11.755	54.000	AVERAGE
2		2389.558	31.616	11.030	42.646	-11.354	54.000	AVERAGE
3		2390.000	31.618	11.031	42.649	-11.351	54.000	AVERAGE
4	*	2462.721	31.910	56.829	88.739	34.739	54.000	AVERAGE
5		2483.500	31.994	14.310	46.304	-7.696	54.000	AVERAGE
6		2483.910	31.996	13.865	45.860	-8.140	54.000	AVERAGE
7		2500.000	32.057	11.411	43.468	-10.532	54.000	AVERAGE

Note:

1. All readings above 1GHz are performed with peak and/or average measurements as necessary.
2. Peak measurements: RBW = 1MHz, VBW = 3 MHz, Sweep: Auto.
3. Average measurements: RBW = 1MHz, VBW = 10 Hz, Sweep: Auto.
4. “ * ”, means this data is the worst emission level.
5. Measurement Level = Reading Level + Correct Factor.
6. The average measurement was not performed when the peak measured data under the limit of average detection.

Site : CB1	**Time : 2015/07/09 - 01:04**
Limit : FCC_SpartC_15.209_03M_PK	**Margin : 6**
Probe : B133-BBHA-9120_3m_4 - HORIZONTAL	**Power : AC 120V/60Hz**
EUT : Full HD Ultra-Wide View Wi-Fi Camera	**Note : 802.11n20_2412MHz**

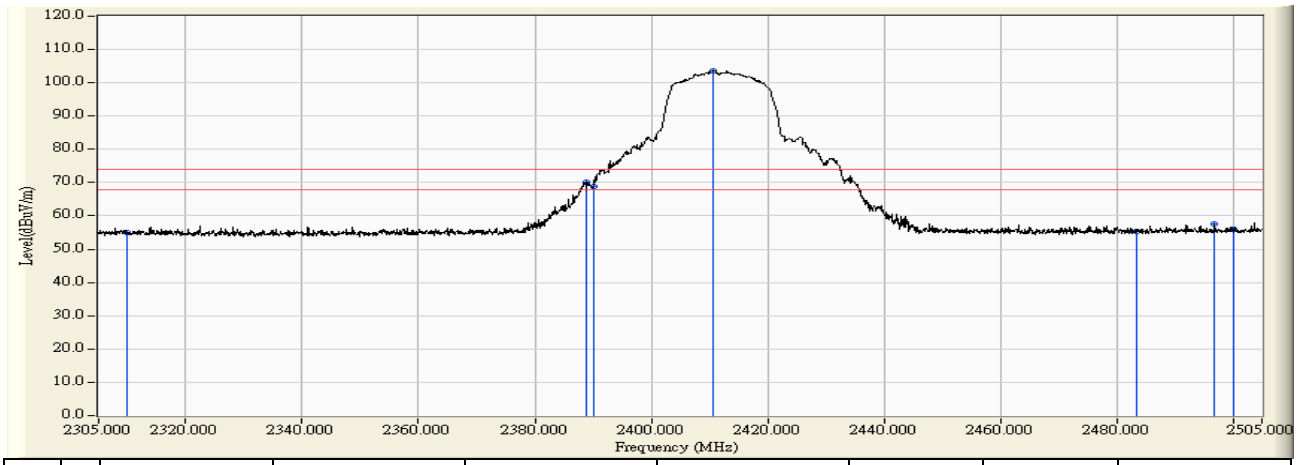

		Frequency (MHz)	Correct Factor (dB)	Reading Level (dBuV)	Measure Level (dBuV/m)	Margin (dB)	Limit (dBuV/m)	Detector Type
1		2310.000	31.296	23.587	54.883	-19.117	74.000	PEAK
2		2388.858	31.614	38.654	70.267	-3.733	74.000	PEAK
3		2390.000	31.618	37.152	68.770	-5.230	74.000	PEAK
4	*	2410.647	31.701	72.039	103.740	29.740	74.000	PEAK
5		2483.500	31.994	23.397	55.391	-18.609	74.000	PEAK
6		2496.904	32.047	25.389	57.436	-16.564	74.000	PEAK
7		2500.000	32.057	23.868	55.925	-18.075	74.000	PEAK

Note:

1. All readings above 1GHz are performed with peak and/or average measurements as necessary.
2. Peak measurements: RBW = 1MHz, VBW = 3 MHz, Sweep: Auto.
3. Average measurements: RBW = 1MHz, VBW = 10 Hz, Sweep: Auto.
4. “ * ”, means this data is the worst emission level.
5. Measurement Level = Reading Level + Correct Factor.
6. The average measurement was not performed when the peak measured data under the limit of average detection.

Site : CB1	**Time : 2015/07/09 - 01:05**
Limit : FCC_SpartC_15.209_03M_AV	**Margin : 6**
Probe : B133-BBHA-9120_3m_4 - HORIZONTAL	**Power : AC 120V/60Hz**
EUT : Full HD Ultra-Wide View Wi-Fi Camera	**Note : 802.11n20_2412MHz**

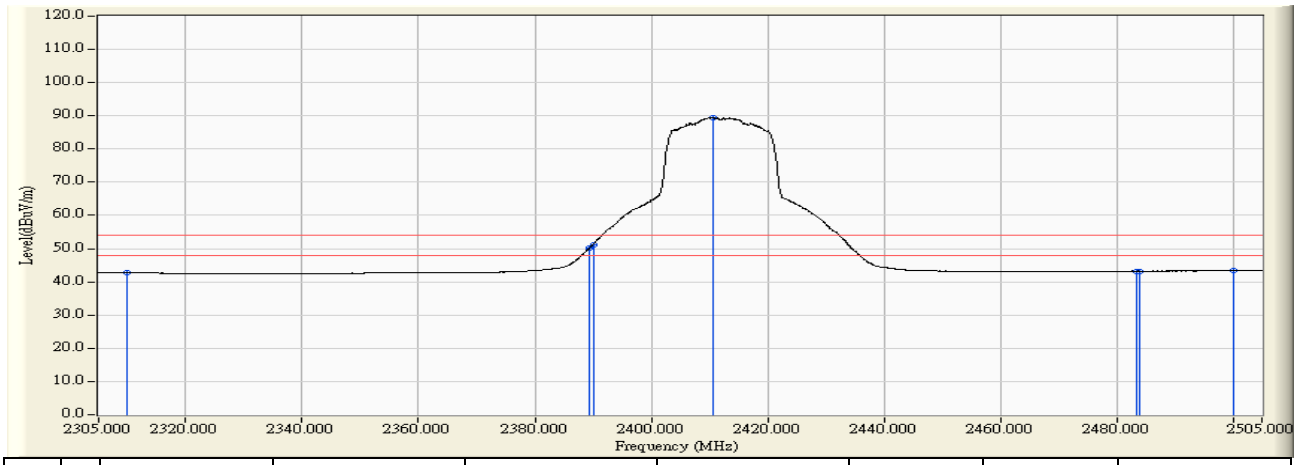

		Frequency (MHz)	Correct Factor (dB)	Reading Level (dBuV)	Measure Level (dBuV/m)	Margin (dB)	Limit (dBuV/m)	Detector Type
1		2310.000	31.296	11.439	42.735	-11.265	54.000	AVERAGE
2		2389.458	31.615	18.710	50.326	-3.674	54.000	AVERAGE
3		2390.000	31.618	19.612	51.230	-2.770	54.000	AVERAGE
4	*	2410.547	31.701	57.857	89.557	35.557	54.000	AVERAGE
5		2483.500	31.994	11.221	43.215	-10.785	54.000	AVERAGE
6		2483.910	31.996	11.237	43.232	-10.768	54.000	AVERAGE
7		2500.000	32.057	11.283	43.340	-10.660	54.000	AVERAGE

Note:

1. All readings above 1GHz are performed with peak and/or average measurements as necessary.
2. Peak measurements: RBW = 1MHz, VBW = 3 MHz, Sweep: Auto.
3. Average measurements: RBW = 1MHz, VBW = 10 Hz, Sweep: Auto.
4. “ * ”, means this data is the worst emission level.
5. Measurement Level = Reading Level + Correct Factor.
6. The average measurement was not performed when the peak measured data under the limit of average detection.

Site : CB1	**Time : 2015/07/09 - 01:10**
Limit : FCC_SpartC_15.209_03M_PK	**Margin : 6**
Probe : B133-BBHA-9120_3m_4 - VERTICAL	**Power : AC 120V/60Hz**
EUT : Full HD Ultra-Wide View Wi-Fi Camera	**Note : 802.11n20_2412MHz**

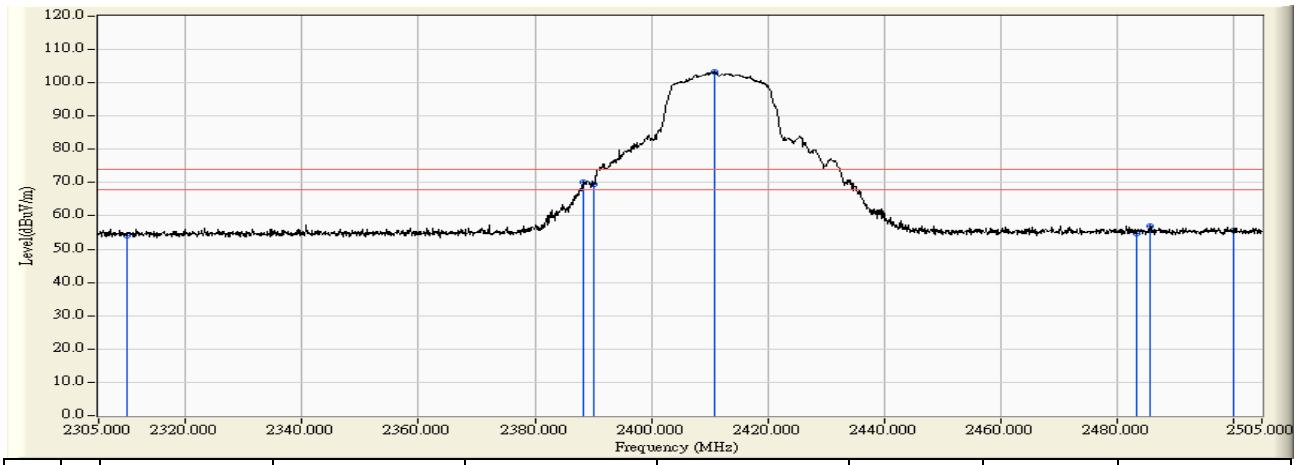

		Frequency (MHz)	Correct Factor (dB)	Reading Level (dBuV)	Measure Level (dBuV/m)	Margin (dB)	Limit (dBuV/m)	Detector Type
1		2310.000	31.296	22.820	54.116	-19.884	74.000	PEAK
2		2388.458	31.611	38.661	70.273	-3.727	74.000	PEAK
3		2390.000	31.618	37.791	69.409	-4.591	74.000	PEAK
4	*	2410.847	31.702	71.558	103.260	29.260	74.000	PEAK
5		2483.500	31.994	22.820	54.814	-19.186	74.000	PEAK
6		2485.810	32.003	24.951	56.954	-17.046	74.000	PEAK
7		2500.000	32.057	23.703	55.760	-18.240	74.000	PEAK

Note:

1. All readings above 1GHz are performed with peak and/or average measurements as necessary.
2. Peak measurements: RBW = 1MHz, VBW = 3 MHz, Sweep: Auto.
3. Average measurements: RBW = 1MHz, VBW = 10 Hz, Sweep: Auto.
4. “ * ”, means this data is the worst emission level.
5. Measurement Level = Reading Level + Correct Factor.
6. The average measurement was not performed when the peak measured data under the limit of average detection.

Site : CB1	**Time : 2015/07/09 - 01:12**
Limit : FCC_SpartC_15.209_03M_AV	**Margin : 6**
Probe : B133-BBHA-9120_3m_4 - VERTICAL	**Power : AC 120V/60Hz**
EUT : Full HD Ultra-Wide View Wi-Fi Camera	**Note : 802.11n20_2412MHz**

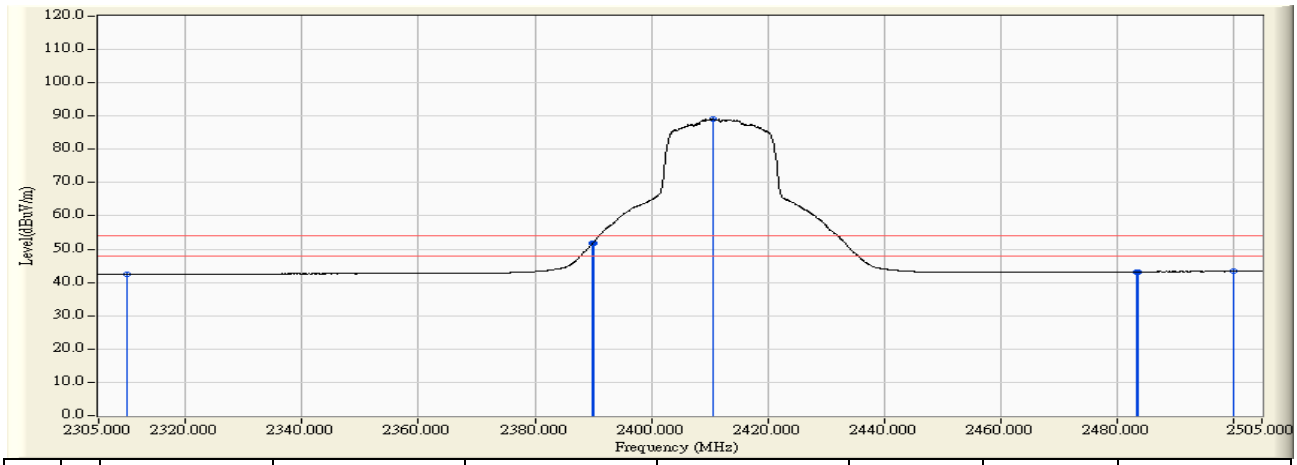

		Frequency (MHz)	Correct Factor (dB)	Reading Level (dBuV)	Measure Level (dBuV/m)	Margin (dB)	Limit (dBuV/m)	Detector Type
1		2310.000	31.296	11.242	42.538	-11.462	54.000	AVERAGE
2		2389.957	31.618	20.161	51.779	-2.221	54.000	AVERAGE
3		2390.000	31.618	20.250	51.868	-2.132	54.000	AVERAGE
4	*	2410.547	31.701	57.532	89.232	35.232	54.000	AVERAGE
5		2483.500	31.994	11.217	43.211	-10.789	54.000	AVERAGE
6		2483.811	31.994	11.257	43.252	-10.748	54.000	AVERAGE
7		2500.000	32.057	11.270	43.327	-10.673	54.000	AVERAGE

Note:

1. All readings above 1GHz are performed with peak and/or average measurements as necessary.
2. Peak measurements: RBW = 1MHz, VBW = 3 MHz, Sweep: Auto.
3. Average measurements: RBW = 1MHz, VBW = 10 Hz, Sweep: Auto.
4. “ * ”, means this data is the worst emission level.
5. Measurement Level = Reading Level + Correct Factor.
6. The average measurement was not performed when the peak measured data under the limit of average detection.

Site : CB1	**Time : 2015/07/09 - 01:18**
Limit : FCC_SpartC_15.209_03M_PK	**Margin : 6**
Probe : B133-BBHA-9120_3m_4 - HORIZONTAL	**Power : AC 120V/60Hz**
EUT : Full HD Ultra-Wide View Wi-Fi Camera	**Note : 802.11n20_2462MHz**

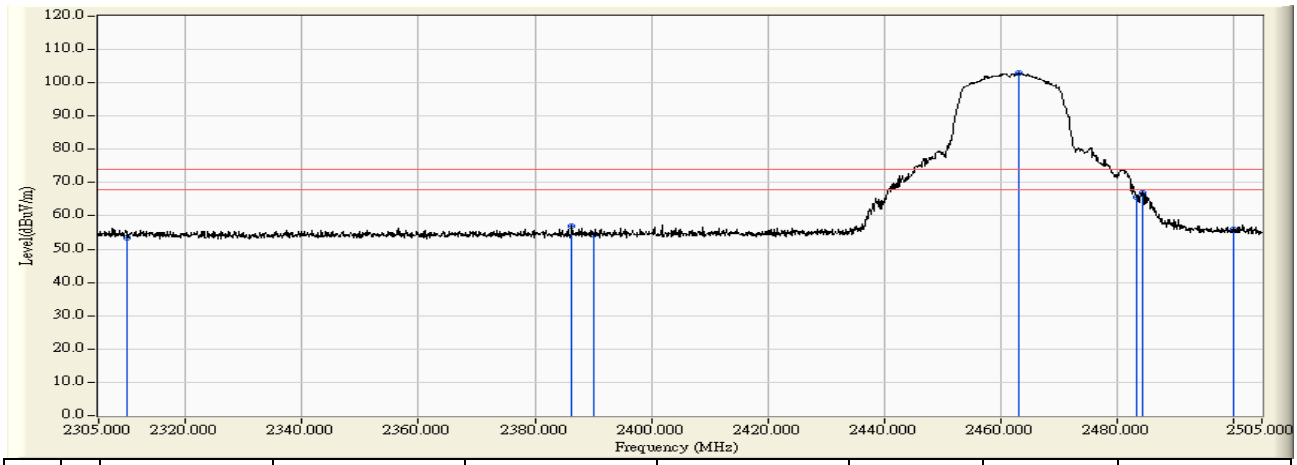

		Frequency (MHz)	Correct Factor (dB)	Reading Level (dBuV)	Measure Level (dBuV/m)	Margin (dB)	Limit (dBuV/m)	Detector Type
1		2310.000	31.296	22.265	53.561	-20.439	74.000	PEAK
2		2386.359	31.603	25.249	56.852	-17.148	74.000	PEAK
3		2390.000	31.618	22.899	54.517	-19.483	74.000	PEAK
4	*	2463.121	31.911	70.919	102.831	28.831	74.000	PEAK
5		2483.500	31.994	33.635	65.629	-8.371	74.000	PEAK
6		2484.410	31.997	34.930	66.927	-7.073	74.000	PEAK
7		2500.000	32.057	23.982	56.039	-17.961	74.000	PEAK

Note:

1. All readings above 1GHz are performed with peak and/or average measurements as necessary.
2. Peak measurements: RBW = 1MHz, VBW = 3 MHz, Sweep: Auto.
3. Average measurements: RBW = 1MHz, VBW = 10 Hz, Sweep: Auto.
4. “ * ”, means this data is the worst emission level.
5. Measurement Level = Reading Level + Correct Factor.
6. The average measurement was not performed when the peak measured data under the limit of average detection.

Site : CB1	**Time : 2015/07/09 - 01:20**
Limit : FCC_SpartC_15.209_03M_AV	**Margin : 6**
Probe : B133-BBHA-9120_3m_4 - HORIZONTAL	**Power : AC 120V/60Hz**
EUT : Full HD Ultra-Wide View Wi-Fi Camera	**Note : 802.11n20_2462MHz**

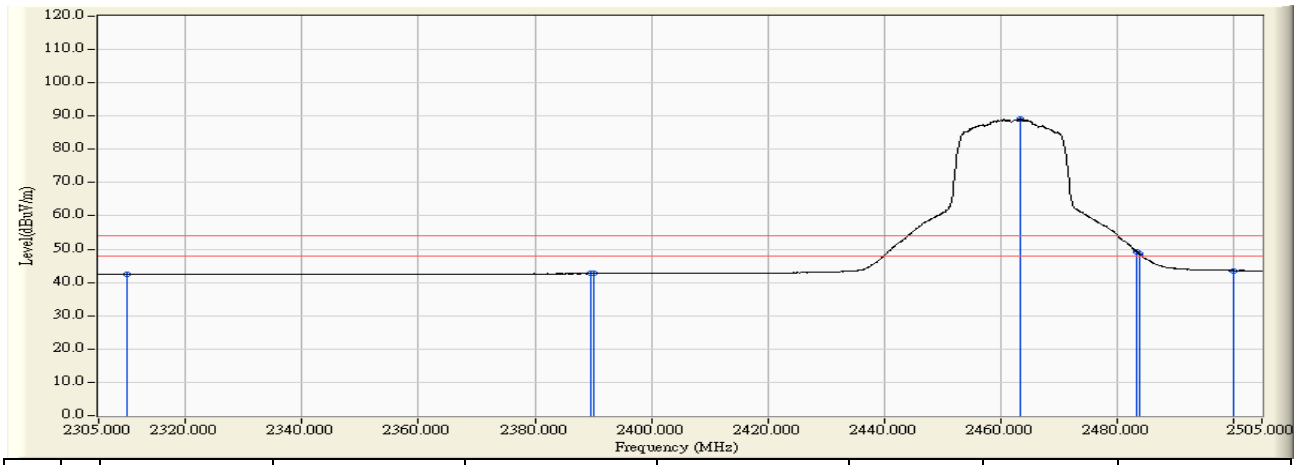

		Frequency (MHz)	Correct Factor (dB)	Reading Level (dBuV)	Measure Level (dBuV/m)	Margin (dB)	Limit (dBuV/m)	Detector Type
1		2310.000	31.296	11.192	42.488	-11.512	54.000	AVERAGE
2		2389.558	31.616	11.072	42.688	-11.312	54.000	AVERAGE
3		2390.000	31.618	11.028	42.646	-11.354	54.000	AVERAGE
4	*	2463.421	31.913	57.162	89.075	35.075	54.000	AVERAGE
5		2483.500	31.994	17.239	49.233	-4.767	54.000	AVERAGE
6		2483.910	31.996	16.544	48.539	-5.461	54.000	AVERAGE
7		2500.000	32.057	11.518	43.575	-10.425	54.000	AVERAGE

Note:

1. All readings above 1GHz are performed with peak and/or average measurements as necessary.
2. Peak measurements: RBW = 1MHz, VBW = 3 MHz, Sweep: Auto.
3. Average measurements: RBW = 1MHz, VBW = 10 Hz, Sweep: Auto.
4. “ * ”, means this data is the worst emission level.
5. Measurement Level = Reading Level + Correct Factor.
6. The average measurement was not performed when the peak measured data under the limit of average detection.

Site : CB1	**Time : 2015/07/09 - 01:25**
Limit : FCC_SpartC_15.209_03M_PK	**Margin : 6**
Probe : B133-BBHA-9120_3m_4 - VERTICAL	**Power : AC 120V/60Hz**
EUT : Full HD Ultra-Wide View Wi-Fi Camera	**Note : 802.11n20_2462MHz**

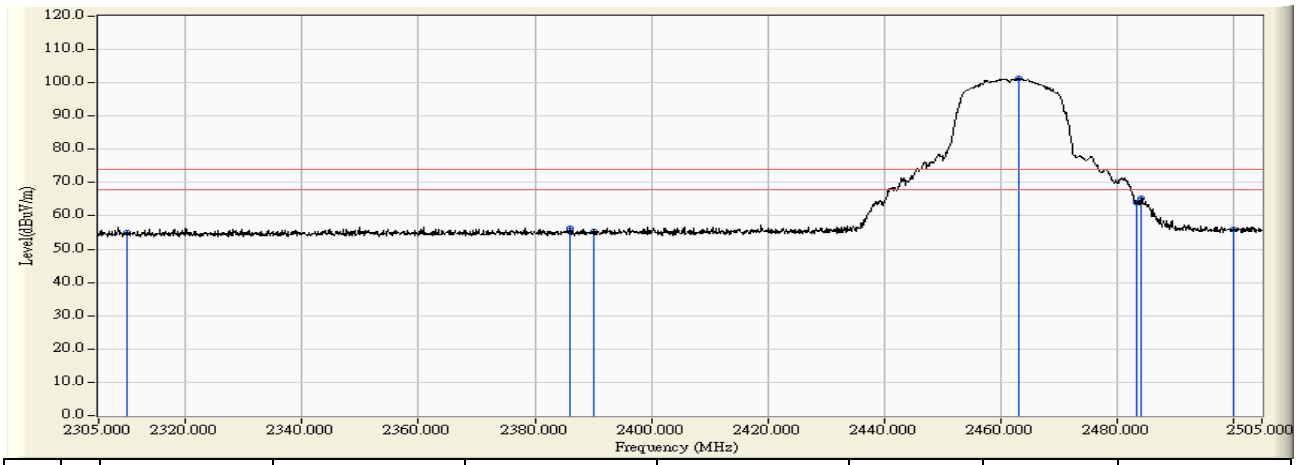

		Frequency (MHz)	Correct Factor (dB)	Reading Level (dBuV)	Measure Level (dBuV/m)	Margin (dB)	Limit (dBuV/m)	Detector Type
1		2310.000	31.296	23.873	55.169	-18.831	74.000	PEAK
2		2386.059	31.602	24.736	56.338	-17.662	74.000	PEAK
3		2390.000	31.618	23.721	55.339	-18.661	74.000	PEAK
4	*	2463.121	31.911	69.527	101.439	27.439	74.000	PEAK
5		2483.500	31.994	31.957	63.951	-10.049	74.000	PEAK
6		2484.310	31.997	33.320	65.317	-8.683	74.000	PEAK
7		2500.000	32.057	24.058	56.115	-17.885	74.000	PEAK

Note:

1. All readings above 1GHz are performed with peak and/or average measurements as necessary.
2. Peak measurements: RBW = 1MHz, VBW = 3 MHz, Sweep: Auto.
3. Average measurements: RBW = 1MHz, VBW = 10 Hz, Sweep: Auto.
4. “ * ”, means this data is the worst emission level.
5. Measurement Level = Reading Level + Correct Factor.
6. The average measurement was not performed when the peak measured data under the limit of average detection.

Site : CB1	**Time : 2015/07/09 - 01:30**
Limit : FCC_SpartC_15.209_03M_AV	**Margin : 6**
Probe : B133-BBHA-9120_3m_4 - VERTICAL	**Power : AC 120V/60Hz**
EUT : Full HD Ultra-Wide View Wi-Fi Camera	**Note : 802.11n20_2462MHz**

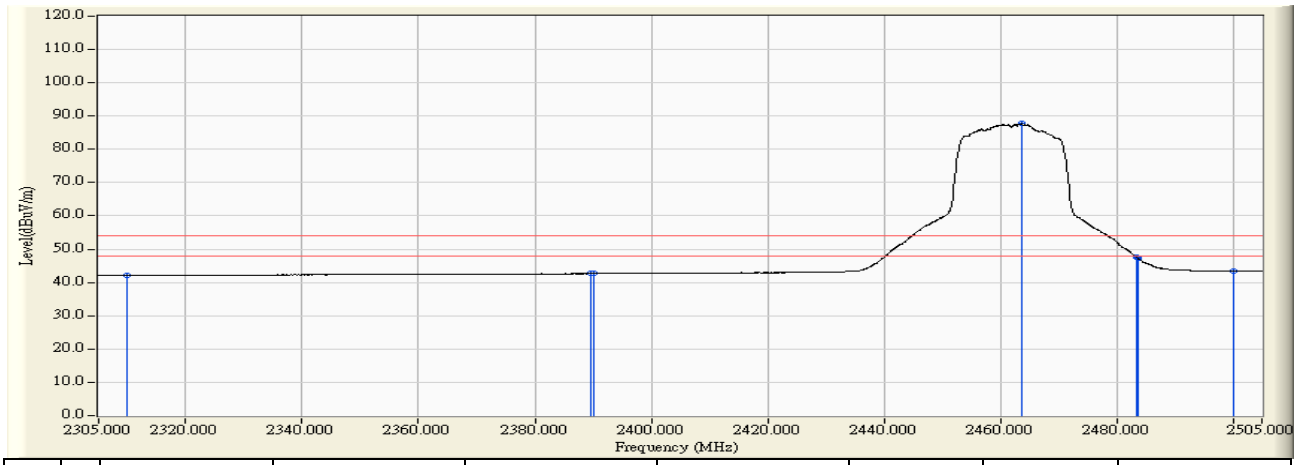

		Frequency (MHz)	Correct Factor (dB)	Reading Level (dBuV)	Measure Level (dBuV/m)	Margin (dB)	Limit (dBuV/m)	Detector Type
1		2310.000	31.296	10.940	42.236	-11.764	54.000	AVERAGE
2		2389.558	31.616	11.032	42.648	-11.352	54.000	AVERAGE
3		2390.000	31.618	11.051	42.669	-11.331	54.000	AVERAGE
4	*	2463.621	31.914	55.764	87.678	33.678	54.000	AVERAGE
5		2483.500	31.994	15.500	47.494	-6.506	54.000	AVERAGE
6		2483.611	31.994	15.306	47.300	-6.700	54.000	AVERAGE
7		2500.000	32.057	11.438	43.495	-10.505	54.000	AVERAGE

Note:

1. All readings above 1GHz are performed with peak and/or average measurements as necessary.
2. Peak measurements: RBW = 1MHz, VBW = 3 MHz, Sweep: Auto.
3. Average measurements: RBW = 1MHz, VBW = 10 Hz, Sweep: Auto.
4. “ * ”, means this data is the worst emission level.
5. Measurement Level = Reading Level + Correct Factor.
6. The average measurement was not performed when the peak measured data under the limit of average detection.

Site : CB1	**Time : 2015/07/09 - 01:40**
Limit : FCC_SpartC_15.209_03M_PK	**Margin : 6**
Probe : B133-BBHA-9120_3m_4 - HORIZONTAL	**Power : AC 120V/60Hz**
EUT : Full HD Ultra-Wide View Wi-Fi Camera	**Note : 802.11n40_2422MHz**

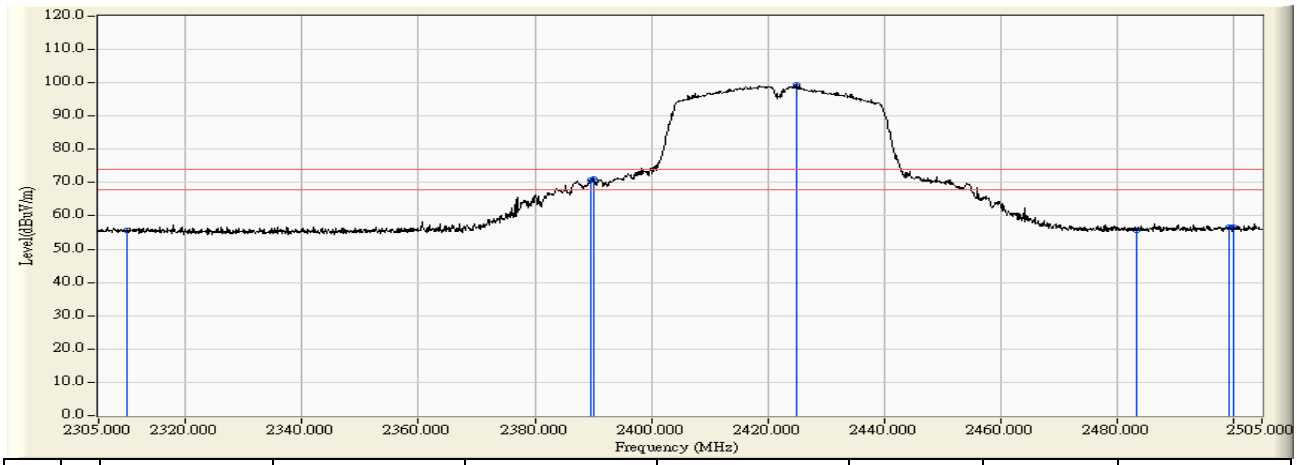

		Frequency (MHz)	Correct Factor (dB)	Reading Level (dBuV)	Measure Level (dBuV/m)	Margin (dB)	Limit (dBuV/m)	Detector Type
1		2310.000	31.296	24.309	55.605	-18.395	74.000	PEAK
2		2389.558	31.616	39.215	70.831	-3.169	74.000	PEAK
3		2390.000	31.618	39.472	71.090	-2.910	74.000	PEAK
4	*	2425.040	31.759	67.809	99.568	25.568	74.000	PEAK
5		2483.500	31.994	23.681	55.675	-18.325	74.000	PEAK
6		2499.303	32.054	24.444	56.499	-17.501	74.000	PEAK
7		2500.000	32.057	24.505	56.562	-17.438	74.000	PEAK

Note:

1. All readings above 1GHz are performed with peak and/or average measurements as necessary.
2. Peak measurements: RBW = 1MHz, VBW = 3 MHz, Sweep: Auto.
3. Average measurements: RBW = 1MHz, VBW = 10 Hz, Sweep: Auto.
4. “ * ”, means this data is the worst emission level.
5. Measurement Level = Reading Level + Correct Factor.
6. The average measurement was not performed when the peak measured data under the limit of average detection.

Site : CB1	**Time : 2015/07/09 - 01:42**
Limit : FCC_SpartC_15.209_03M_AV	**Margin : 6**
Probe : B133-BBHA-9120_3m_4 - HORIZONTAL	**Power : AC 120V/60Hz**
EUT : Full HD Ultra-Wide View Wi-Fi Camera	**Note : 802.11n40_2422MHz**

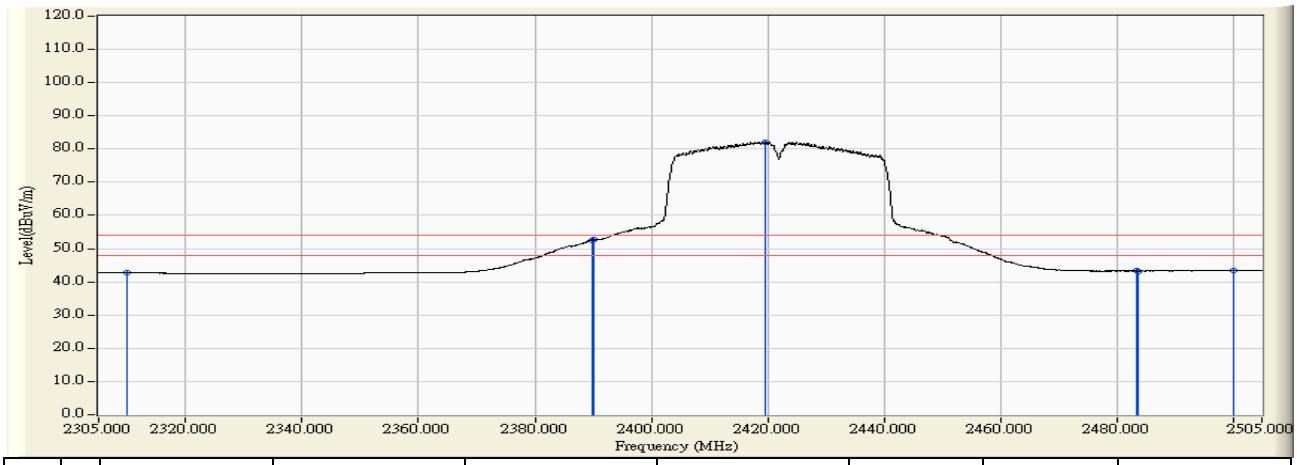

		Frequency (MHz)	Correct Factor (dB)	Reading Level (dBuV)	Measure Level (dBuV/m)	Margin (dB)	Limit (dBuV/m)	Detector Type
1		2310.000	31.296	11.419	42.715	-11.285	54.000	AVERAGE
2		2389.758	31.617	20.958	52.575	-1.425	54.000	AVERAGE
3		2390.000	31.618	21.012	52.630	-1.370	54.000	AVERAGE
4	*	2419.743	31.737	50.450	82.187	28.187	54.000	AVERAGE
5		2483.500	31.994	11.278	43.272	-10.728	54.000	AVERAGE
6		2483.611	31.994	11.266	43.260	-10.740	54.000	AVERAGE
7		2500.000	32.057	11.340	43.397	-10.603	54.000	AVERAGE

Note:

1. All readings above 1GHz are performed with peak and/or average measurements as necessary.
2. Peak measurements: RBW = 1MHz, VBW = 3 MHz, Sweep: Auto.
3. Average measurements: RBW = 1MHz, VBW = 10 Hz, Sweep: Auto.
4. “ * ”, means this data is the worst emission level.
5. Measurement Level = Reading Level + Correct Factor.
6. The average measurement was not performed when the peak measured data under the limit of average detection.

Site : CB1	**Time : 2015/07/09 - 01:48**
Limit : FCC_SpartC_15.209_03M_PK	**Margin : 6**
Probe : B133-BBHA-9120_3m_4 - VERTICAL	**Power : AC 120V/60Hz**
EUT : Full HD Ultra-Wide View Wi-Fi Camera	**Note : 802.11n40_2422MHz**

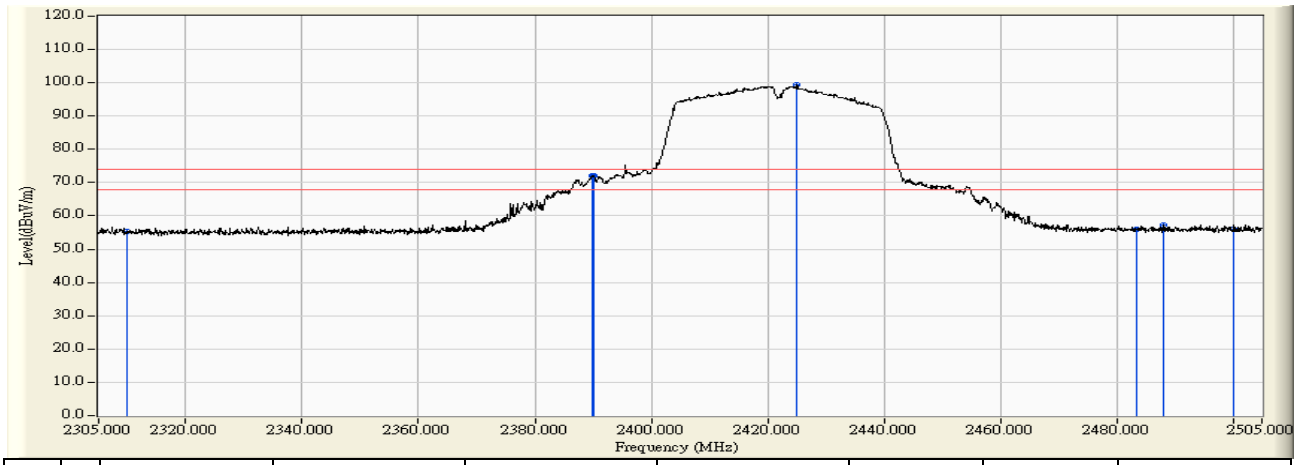

		Frequency (MHz)	Correct Factor (dB)	Reading Level (dBuV)	Measure Level (dBuV/m)	Margin (dB)	Limit (dBuV/m)	Detector Type
1		2310.000	31.296	23.910	55.206	-18.794	74.000	PEAK
2		2389.758	31.617	40.403	72.020	-1.980	74.000	PEAK
3		2390.000	31.618	40.292	71.910	-2.090	74.000	PEAK
4	*	2424.940	31.758	67.555	99.313	25.313	74.000	PEAK
5		2483.500	31.994	23.960	55.954	-18.046	74.000	PEAK
6		2488.009	32.012	25.329	57.341	-16.659	74.000	PEAK
7		2500.000	32.057	24.012	56.069	-17.931	74.000	PEAK

Note:

1. All readings above 1GHz are performed with peak and/or average measurements as necessary.
2. Peak measurements: RBW = 1MHz, VBW = 3 MHz, Sweep: Auto.
3. Average measurements: RBW = 1MHz, VBW = 10 Hz, Sweep: Auto.
4. “ * ”, means this data is the worst emission level.
5. Measurement Level = Reading Level + Correct Factor.
6. The average measurement was not performed when the peak measured data under the limit of average detection.

Site : CB1	**Time : 2015/07/09 - 01:52**
Limit : FCC_SpartC_15.209_03M_AV	**Margin : 6**
Probe : B133-BBHA-9120_3m_4 - VERTICAL	**Power : AC 120V/60Hz**
EUT : Full HD Ultra-Wide View Wi-Fi Camera	**Note : 802.11n40_2422MHz**

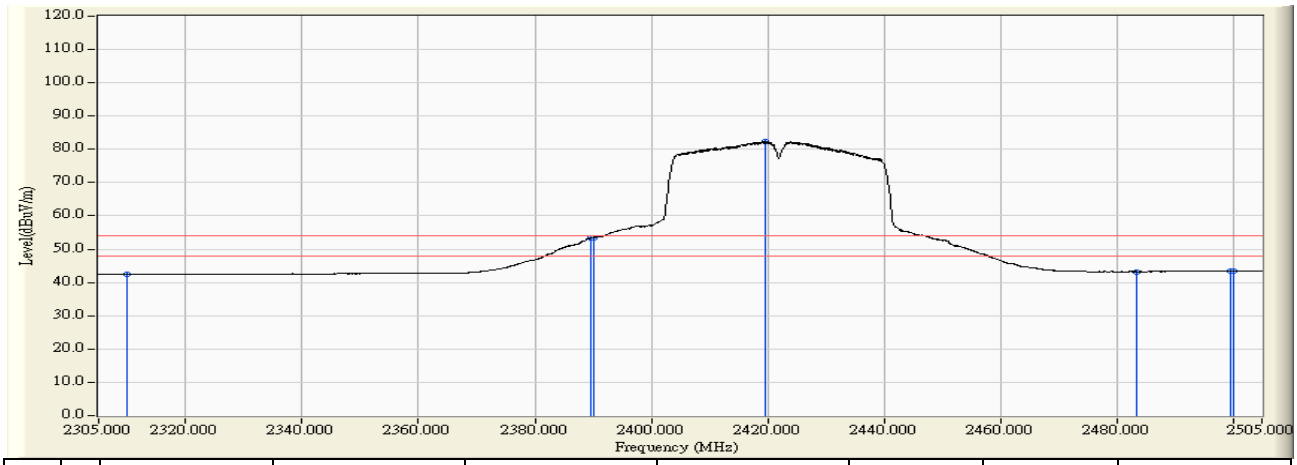

		Frequency (MHz)	Correct Factor (dB)	Reading Level (dBuV)	Measure Level (dBuV/m)	Margin (dB)	Limit (dBuV/m)	Detector Type
1		2310.000	31.296	11.231	42.527	-11.473	54.000	AVERAGE
2		2389.558	31.616	21.775	53.391	-0.609	54.000	AVERAGE
3		2390.000	31.618	21.864	53.482	-0.518	54.000	AVERAGE
4	*	2419.743	31.737	50.558	82.295	28.295	54.000	AVERAGE
5		2483.500	31.994	11.246	43.240	-10.760	54.000	AVERAGE
6		2499.503	32.055	11.300	43.355	-10.645	54.000	AVERAGE
7		2500.000	32.057	11.289	43.346	-10.654	54.000	AVERAGE

Note:

1. All readings above 1GHz are performed with peak and/or average measurements as necessary.
2. Peak measurements: RBW = 1MHz, VBW = 3 MHz, Sweep: Auto.
3. Average measurements: RBW = 1MHz, VBW = 10 Hz, Sweep: Auto.
4. “ * ”, means this data is the worst emission level.
5. Measurement Level = Reading Level + Correct Factor.
6. The average measurement was not performed when the peak measured data under the limit of average detection.

Site : CB1	**Time : 2015/07/09 - 01:59**
Limit : FCC_SpartC_15.209_03M_PK	**Margin : 6**
Probe : B133-BBHA-9120_3m_4 - HORIZONTAL	**Power : AC 120V/60Hz**
EUT : Full HD Ultra-Wide View Wi-Fi Camera	**Note : 802.11n40_2452Mz**

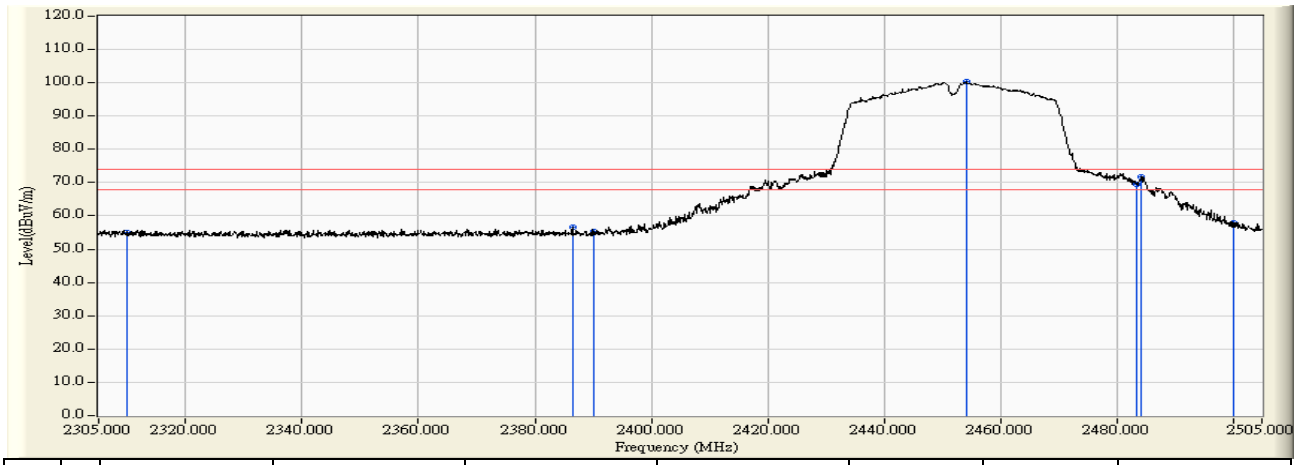

		Frequency (MHz)	Correct Factor (dB)	Reading Level (dBuV)	Measure Level (dBuV/m)	Margin (dB)	Limit (dBuV/m)	Detector Type
1		2310.000	31.296	23.578	54.874	-19.126	74.000	PEAK
2		2386.559	31.604	24.994	56.598	-17.402	74.000	PEAK
3		2390.000	31.618	23.582	55.200	-18.800	74.000	PEAK
4	*	2454.125	31.875	68.348	100.224	26.224	74.000	PEAK
5		2483.500	31.994	37.556	69.550	-4.450	74.000	PEAK
6		2484.310	31.997	39.774	71.771	-2.229	74.000	PEAK
7		2500.000	32.057	25.961	58.018	-15.982	74.000	PEAK

Note:

1. All readings above 1GHz are performed with peak and/or average measurements as necessary.
2. Peak measurements: RBW = 1MHz, VBW = 3 MHz, Sweep: Auto.
3. Average measurements: RBW = 1MHz, VBW = 10 Hz, Sweep: Auto.
4. “ * ”, means this data is the worst emission level.
5. Measurement Level = Reading Level + Correct Factor.
6. The average measurement was not performed when the peak measured data under the limit of average detection.

Site : CB1	**Time : 2015/07/09 - 02:03**
Limit : FCC_SpartC_15.209_03M_AV	**Margin : 6**
Probe : B133-BBHA-9120_3m_4 - HORIZONTAL	**Power : AC 120V/60Hz**
EUT : Full HD Ultra-Wide View Wi-Fi Camera	**Note : 802.11n40_2452Mz**

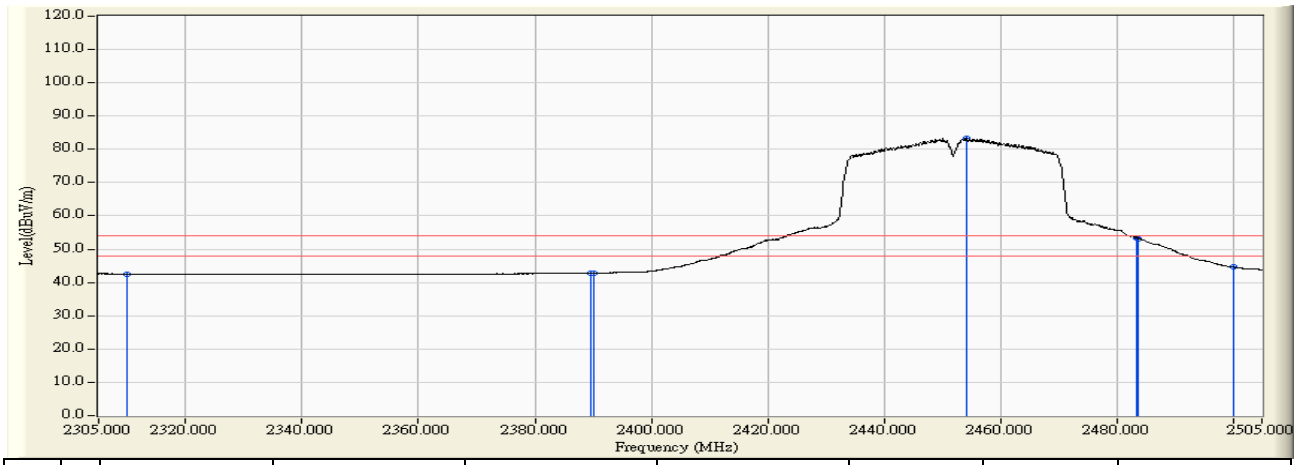

		Frequency (MHz)	Correct Factor (dB)	Reading Level (dBuV)	Measure Level (dBuV/m)	Margin (dB)	Limit (dBuV/m)	Detector Type
1		2310.000	31.296	11.275	42.571	-11.429	54.000	AVERAGE
2		2389.558	31.616	11.167	42.783	-11.217	54.000	AVERAGE
3		2390.000	31.618	11.193	42.811	-11.189	54.000	AVERAGE
4	*	2454.125	31.875	51.310	83.186	29.186	54.000	AVERAGE
5		2483.500	31.994	21.487	53.481	-0.519	54.000	AVERAGE
6		2483.711	31.994	21.242	53.237	-0.763	54.000	AVERAGE
7		2500.000	32.057	12.548	44.605	-9.395	54.000	AVERAGE

Note:

1. All readings above 1GHz are performed with peak and/or average measurements as necessary.
2. Peak measurements: RBW = 1MHz, VBW = 3 MHz, Sweep: Auto.
3. Average measurements: RBW = 1MHz, VBW = 10 Hz, Sweep: Auto.
4. “ * ”, means this data is the worst emission level.
5. Measurement Level = Reading Level + Correct Factor.
6. The average measurement was not performed when the peak measured data under the limit of average detection.

Site : CB1	**Time : 2015/07/09 - 02:07**
Limit : FCC_SpartC_15.209_03M_PK	**Margin : 6**
Probe : B133-BBHA-9120_3m_4 - VERTICAL	**Power : AC 120V/60Hz**
EUT : Full HD Ultra-Wide View Wi-Fi Camera	**Note : 802.11n40_2452Mz**

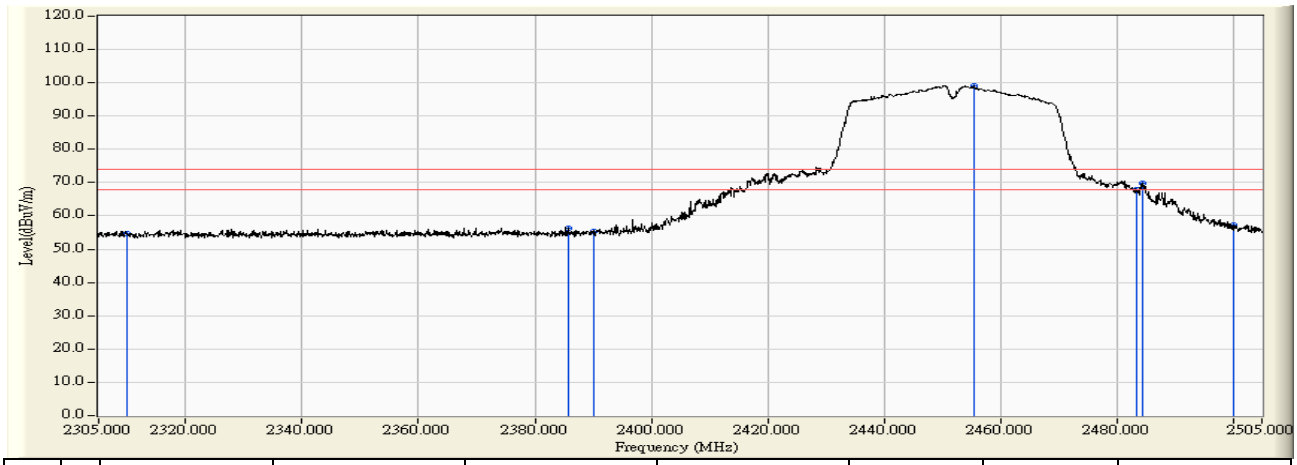

		Frequency (MHz)	Correct Factor (dB)	Reading Level (dBuV)	Measure Level (dBuV/m)	Margin (dB)	Limit (dBuV/m)	Detector Type
1		2310.000	31.296	23.401	54.697	-19.303	74.000	PEAK
2		2385.860	31.602	24.805	56.406	-17.594	74.000	PEAK
3		2390.000	31.618	23.842	55.460	-18.540	74.000	PEAK
4	*	2455.425	31.881	67.309	99.190	25.190	74.000	PEAK
5		2483.500	31.994	35.916	67.910	-6.090	74.000	PEAK
6		2484.410	31.997	37.832	69.829	-4.171	74.000	PEAK
7		2500.000	32.057	25.051	57.108	-16.892	74.000	PEAK

Note:

1. All readings above 1GHz are performed with peak and/or average measurements as necessary.
2. Peak measurements: RBW = 1MHz, VBW = 3 MHz, Sweep: Auto.
3. Average measurements: RBW = 1MHz, VBW = 10 Hz, Sweep: Auto.
4. “ * ”, means this data is the worst emission level.
5. Measurement Level = Reading Level + Correct Factor.
6. The average measurement was not performed when the peak measured data under the limit of average detection.

Site : CB1	**Time : 2015/07/09 - 02:10**
Limit : FCC_SpartC_15.209_03M_AV	**Margin : 6**
Probe : B133-BBHA-9120_3m_4 - VERTICAL	**Power : AC 120V/60Hz**
EUT : Full HD Ultra-Wide View Wi-Fi Camera	**Note : 802.11n40_2452Mz**

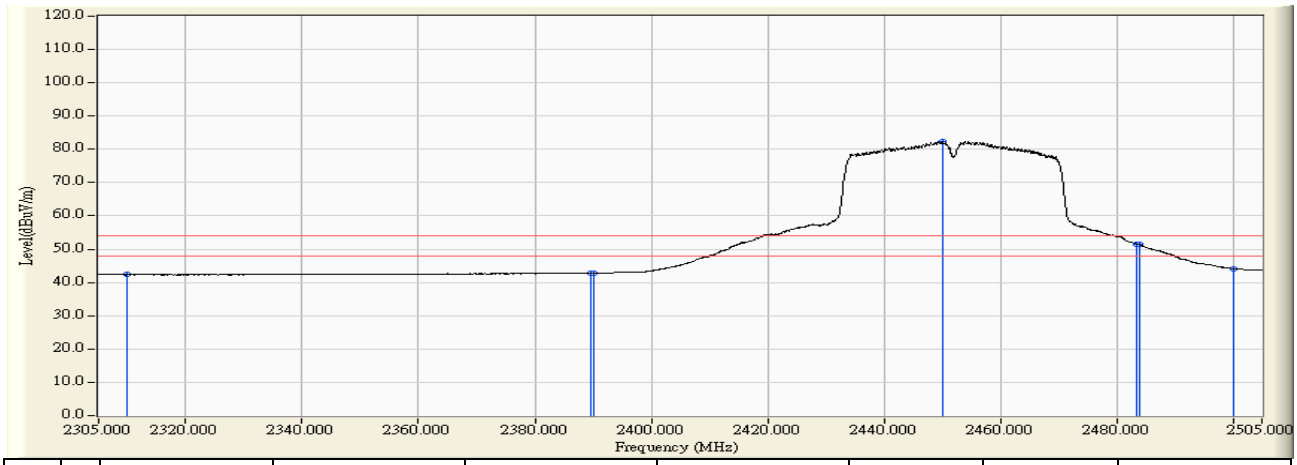

		Frequency (MHz)	Correct Factor (dB)	Reading Level (dBuV)	Measure Level (dBuV/m)	Margin (dB)	Limit (dBuV/m)	Detector Type
1		2310.000	31.296	11.038	42.334	-11.666	54.000	AVERAGE
2		2389.558	31.616	11.170	42.786	-11.214	54.000	AVERAGE
3		2390.000	31.618	11.199	42.817	-11.183	54.000	AVERAGE
4	*	2450.027	31.859	50.496	82.355	28.355	54.000	AVERAGE
5		2483.500	31.994	19.600	51.594	-2.406	54.000	AVERAGE
6		2483.910	31.996	19.426	51.421	-2.579	54.000	AVERAGE
7		2500.000	32.057	12.110	44.167	-9.833	54.000	AVERAGE

Note:

1. All readings above 1GHz are performed with peak and/or average measurements as necessary.
2. Peak measurements: RBW = 1MHz, VBW = 3 MHz, Sweep: Auto.
3. Average measurements: RBW = 1MHz, VBW = 10 Hz, Sweep: Auto.
4. “ * ”, means this data is the worst emission level.
5. Measurement Level = Reading Level + Correct Factor.
6. The average measurement was not performed when the peak measured data under the limit of average detection.

7. DTS Bandwidth

7.1. Test Equipment

The following test equipments are used during the test:

DTS Bandwidth / SR7

Instrument	Manufacturer	Model No.	Serial No	Next Cal. Date
Spectrum Analyzer	Agilent	N9010A-EXA	US47140172	2016/07/13

Note: 1. All equipments that need to calibrate are with calibration period of 1 year.

7.2. Test Setup

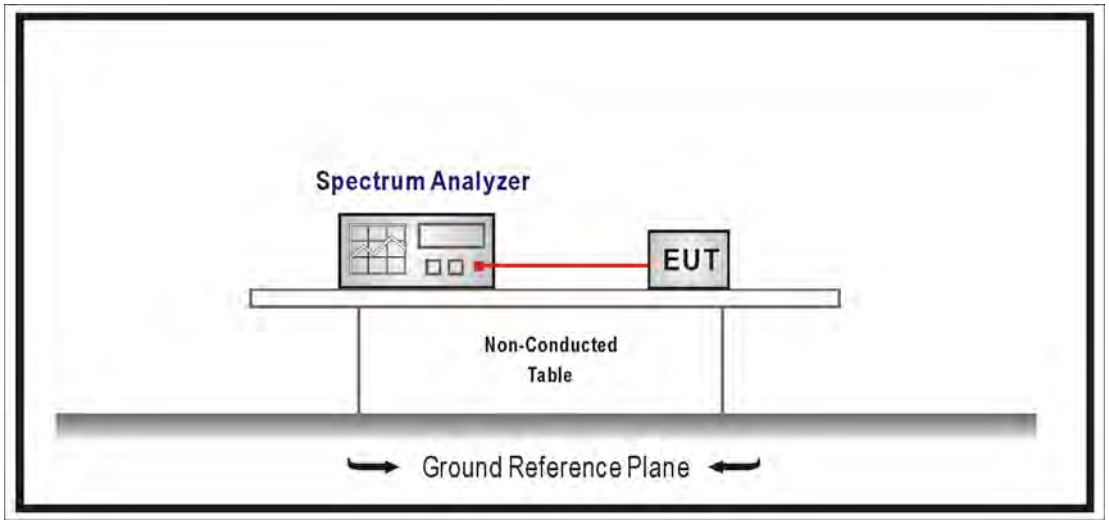

7.3. Test Procedures

The EUT was setup according to ANSI C63.10; tested procedure section 8.1 of KDB558074 v03r02 for compliance to FCC 47CFR 15.247 requirements. Set RBW = 100KHz, Set the VBW≧3xRBW, Sweep Time=Auto, Set Peak Detector.

7.4. Limits

The 6 dB bandwidth must be greater than 500 kHz.

7.5. Test Specification

According to FCC Part 15 Subpart C Paragraph 15.247: 2014

7.6. Uncertainty

The measurement uncertainty is defined as ±150Hz

7.7. Test Result

Product	Full HD Ultra-Wide View Wi-Fi Camera		
Test Item	DTS Bandwidth		
Test Mode	Mode 1: Transmitter		
Date of Test	2015/07/11	Test Site	SR7

802.11 b, ANT 0				
Channel No.	Frequency (MHz)	Measurement Level (MHz)	Required Limit (MHz)	Result
1	2412	9.552	≧0.5	Pass
6	2437	9.087	≧0.5	Pass
11	2472	10.020	≧0.5	Pass

Channel 1 (2412MHz)

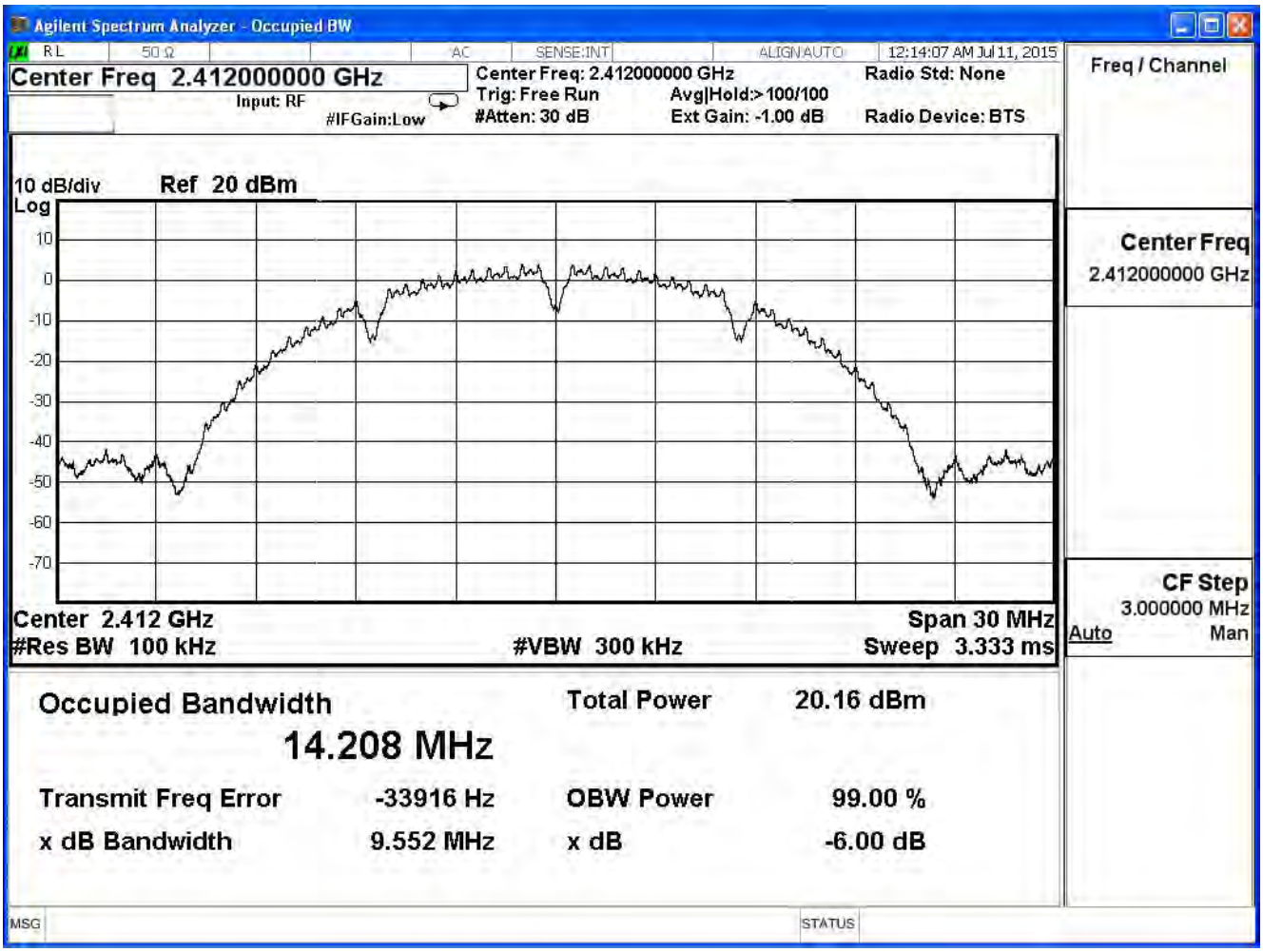

Channel 6 (2437MHz)

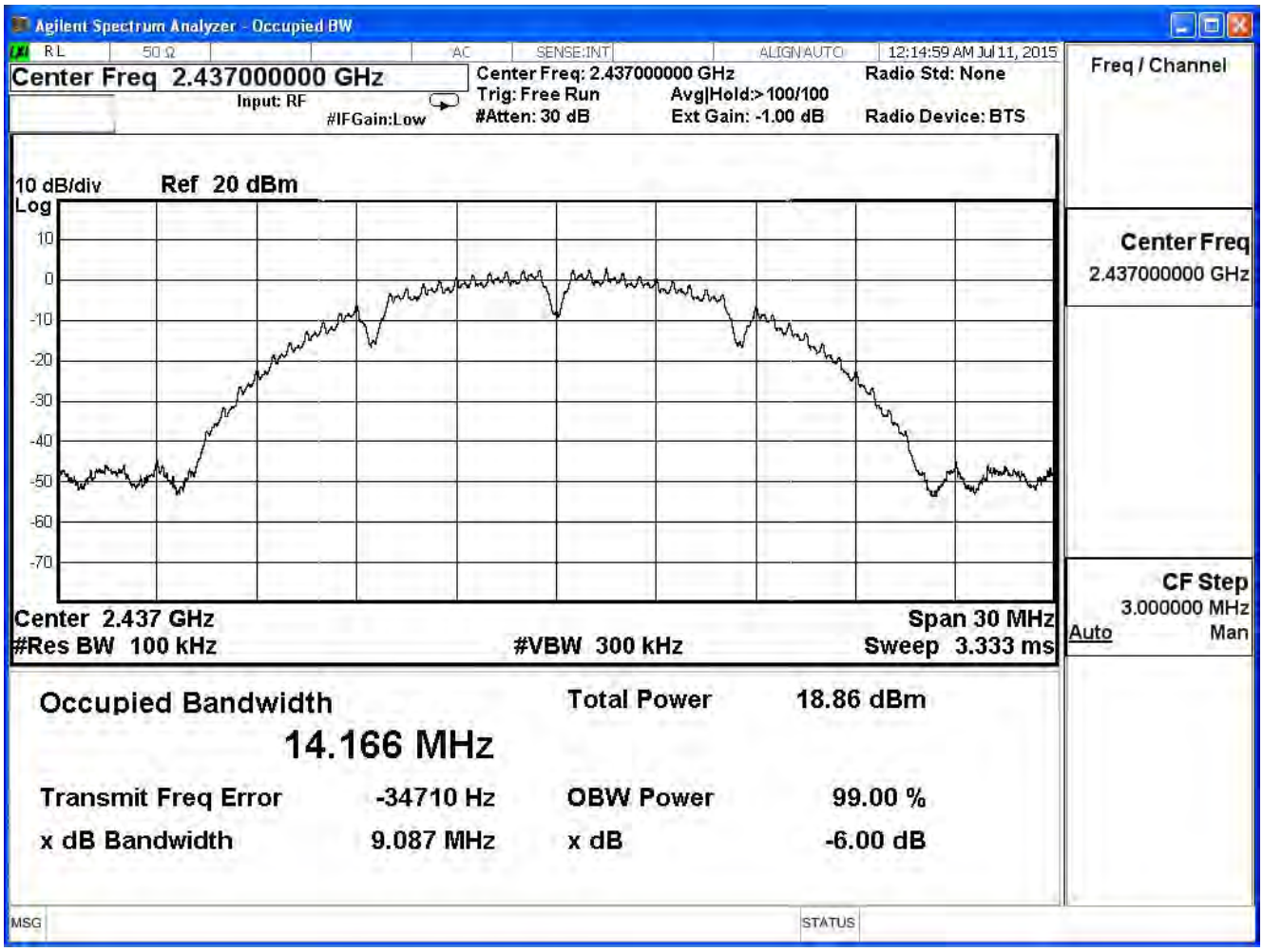

Channel 11 (2462MHz)

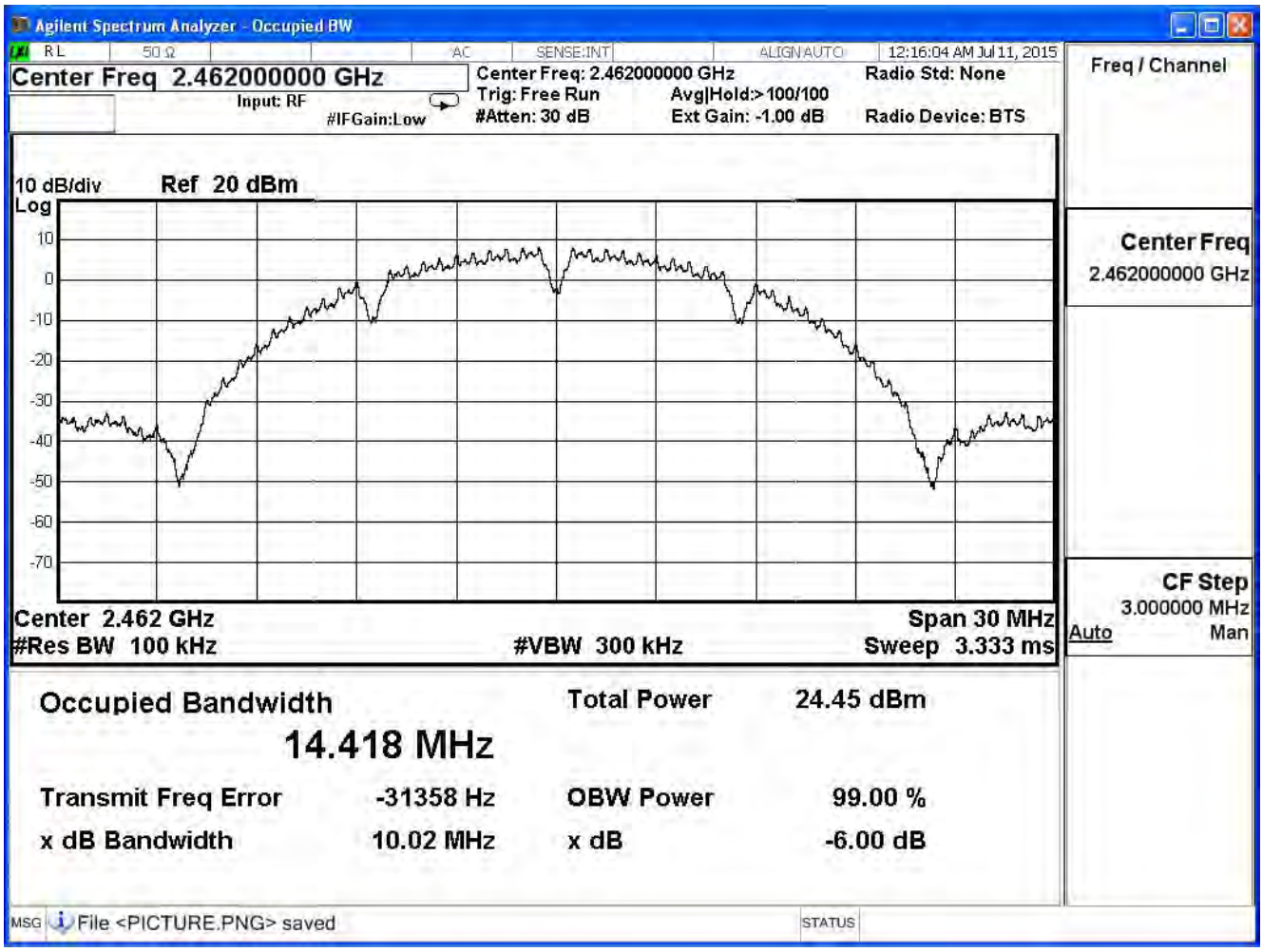

Product	Full HD Ultra-Wide View Wi-Fi Camera		
Test Item	DTS Bandwidth		
Test Mode	Mode 1: Transmitter		
Date of Test	2015/07/11	Test Site	SR7

IEEE 802.11g, ANT 0				
Channel No.	Frequency (MHz)	Measurement Level (MHz)	Required Limit (MHz)	Result
1	2412	15.100	≧0.5	Pass
6	2437	15.110	≧0.5	Pass
11	2472	15.110	≧0.5	Pass

Channel 1 (2412MHz)

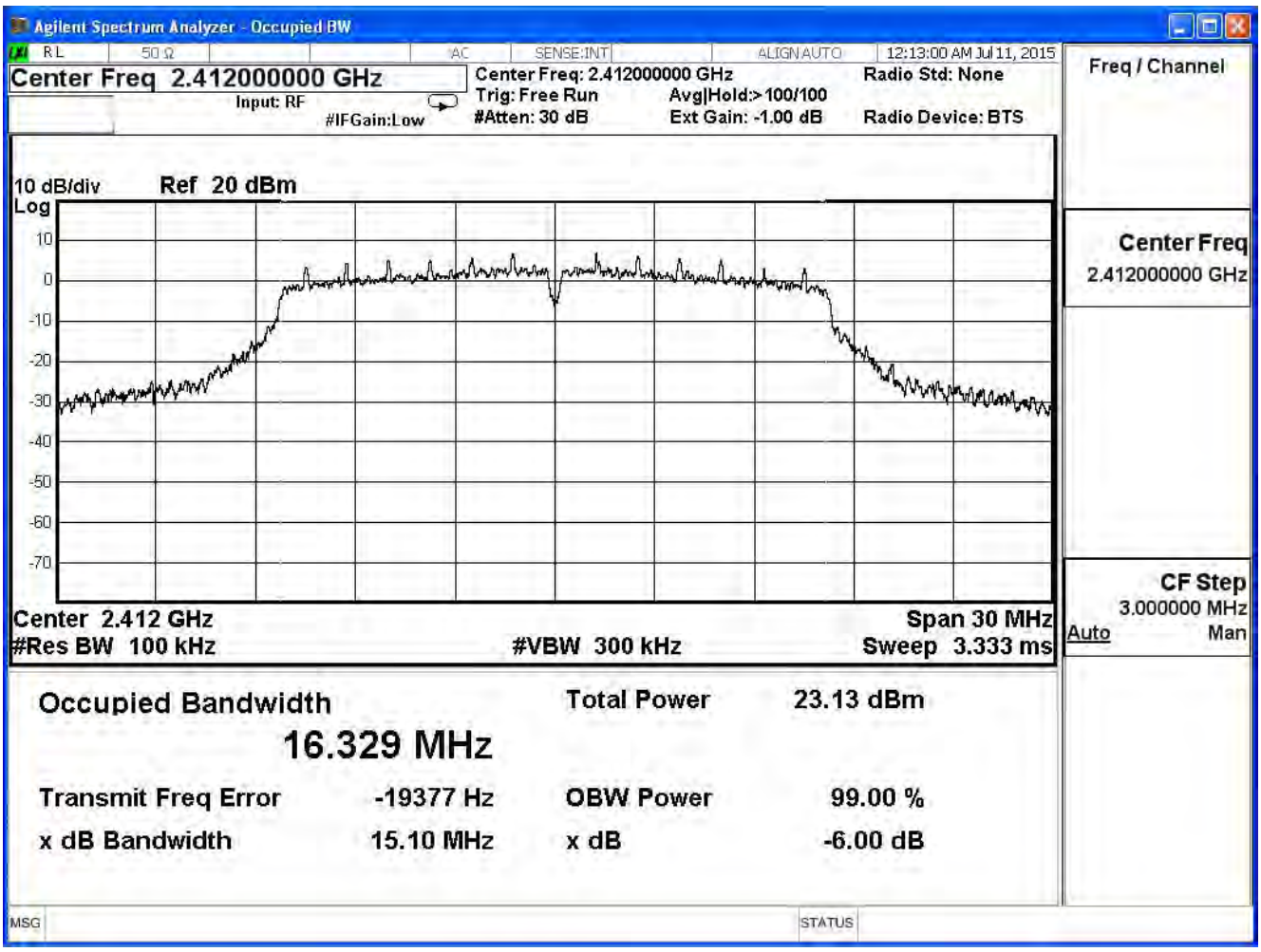

Channel 6 (2437MHz)

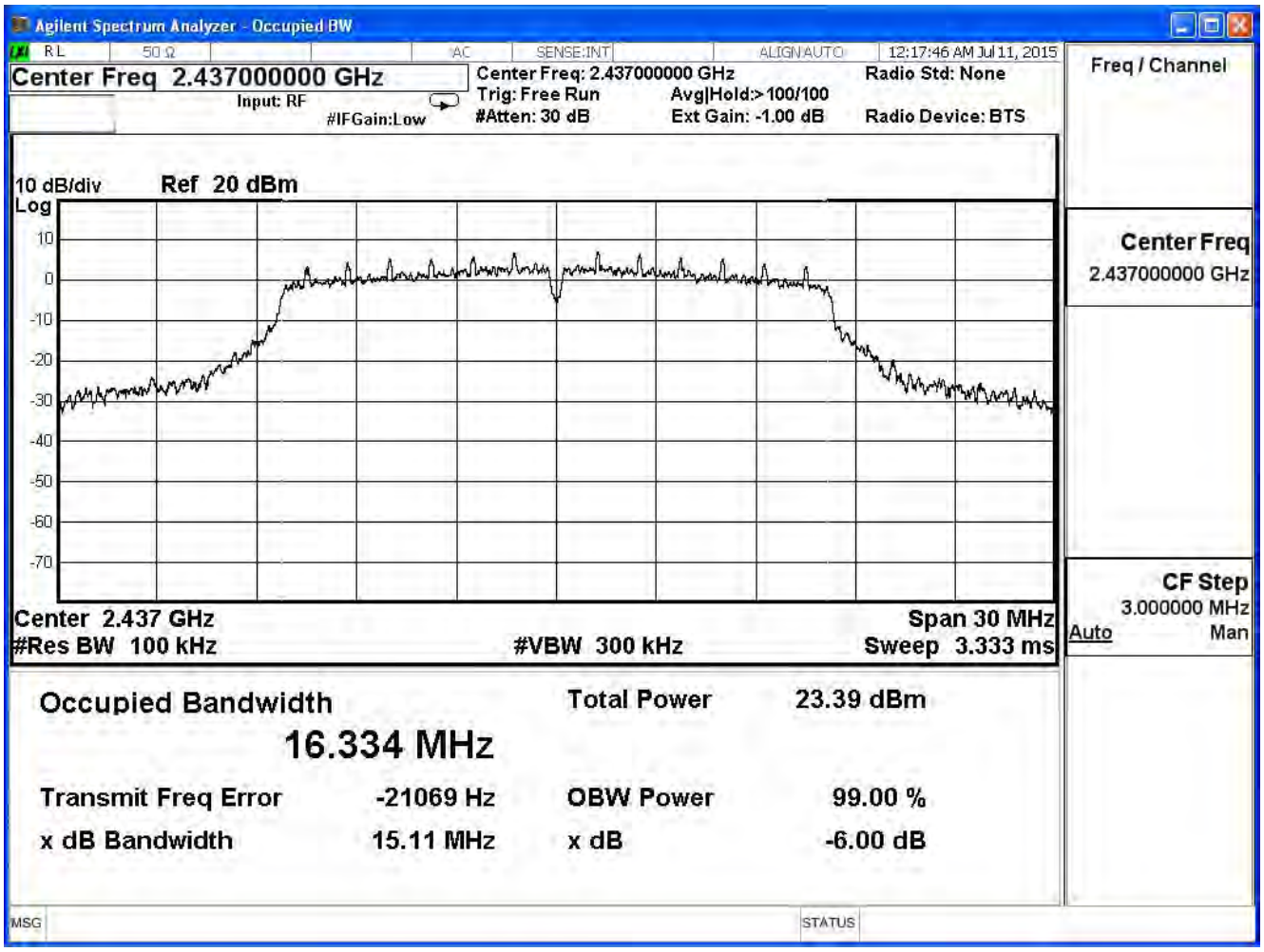

Channel 11 (2462MHz)

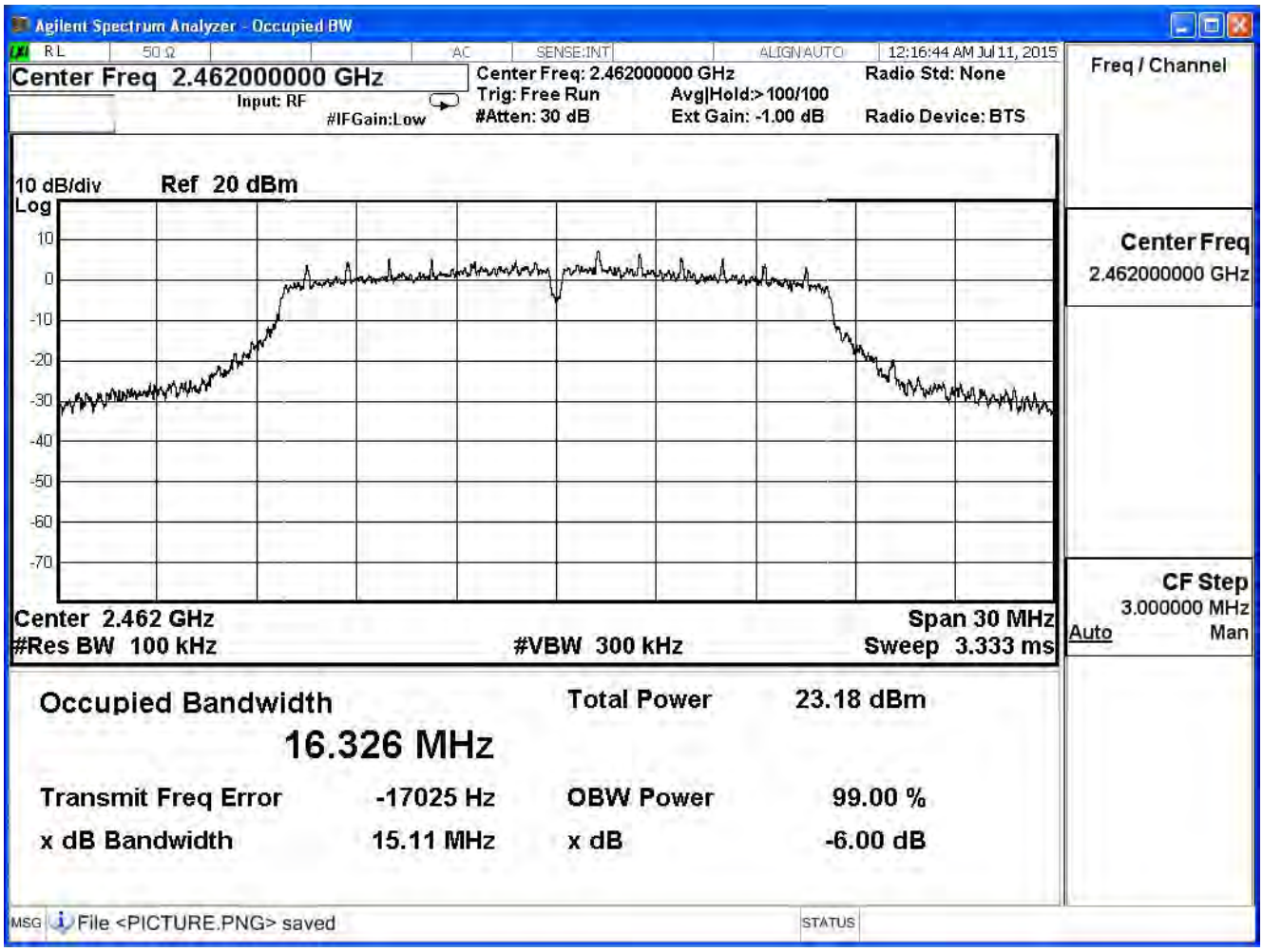

Product	Full HD Ultra-Wide View Wi-Fi Camera		
Test Item	DTS Bandwidth		
Test Mode	Mode 1: Transmitter		
Date of Test	2015/07/11	Test Site	SR7

IEEE 802.11n (20MHz), ANT 0				
Channel No.	Frequency (MHz)	Measurement Level (MHz)	Required Limit (MHz)	Result
1	2412	15.110	≧0.5	Pass
6	2437	15.100	≧0.5	Pass
11	2472	15.110	≧0.5	Pass

Channel 1 (2412MHz)

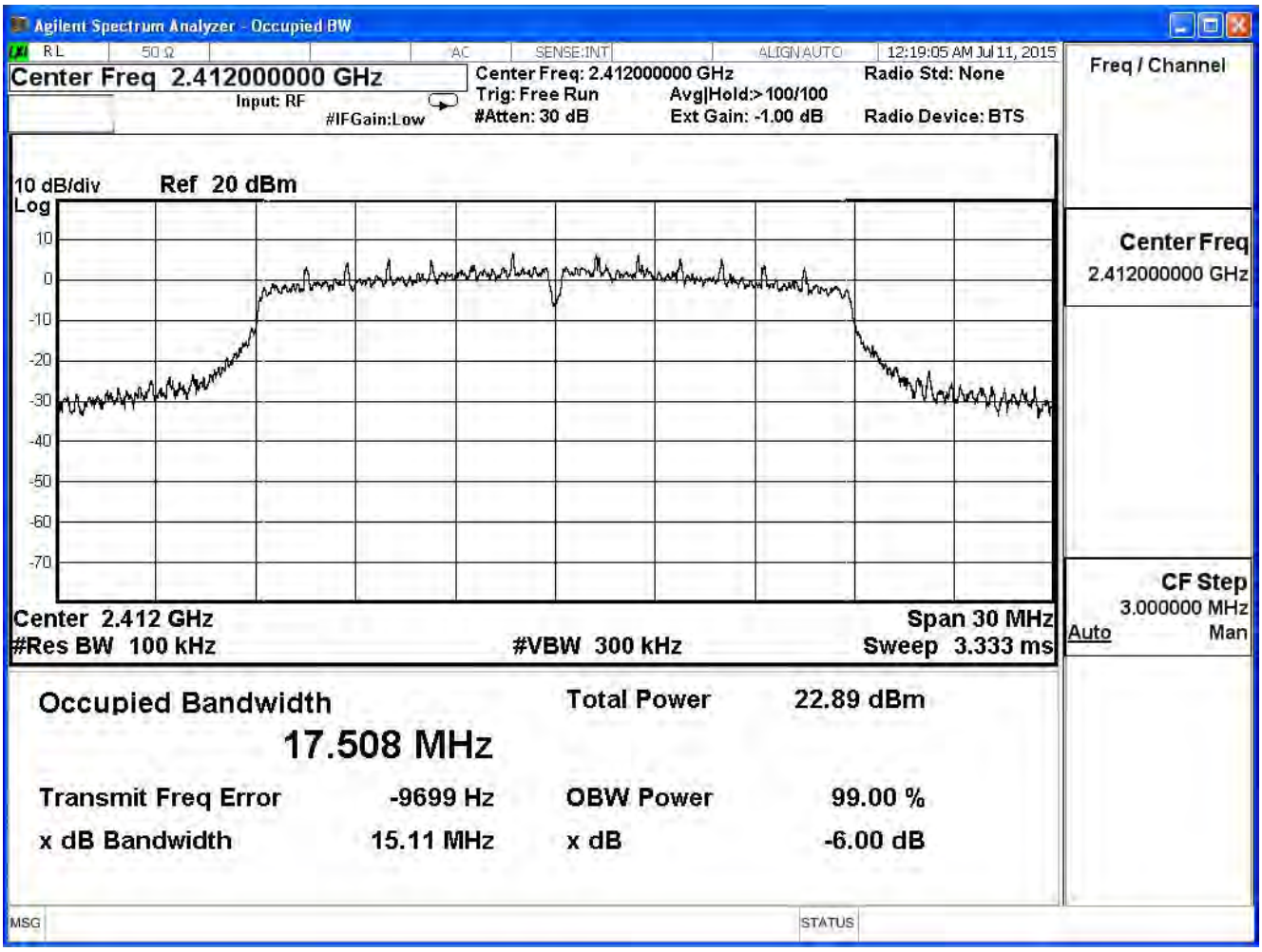

Channel 6 (2437MHz)

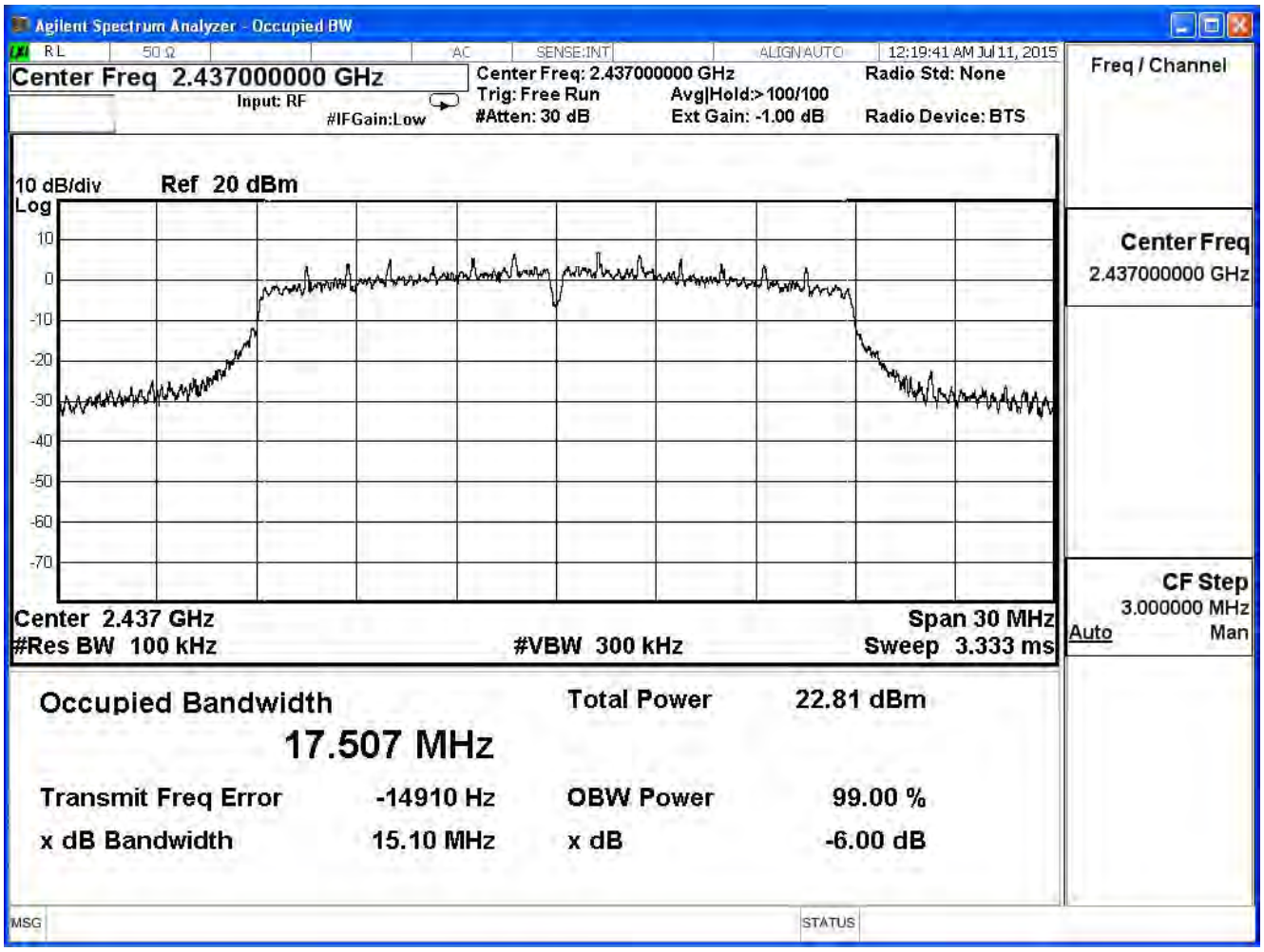

Channel 11 (2462MHz)

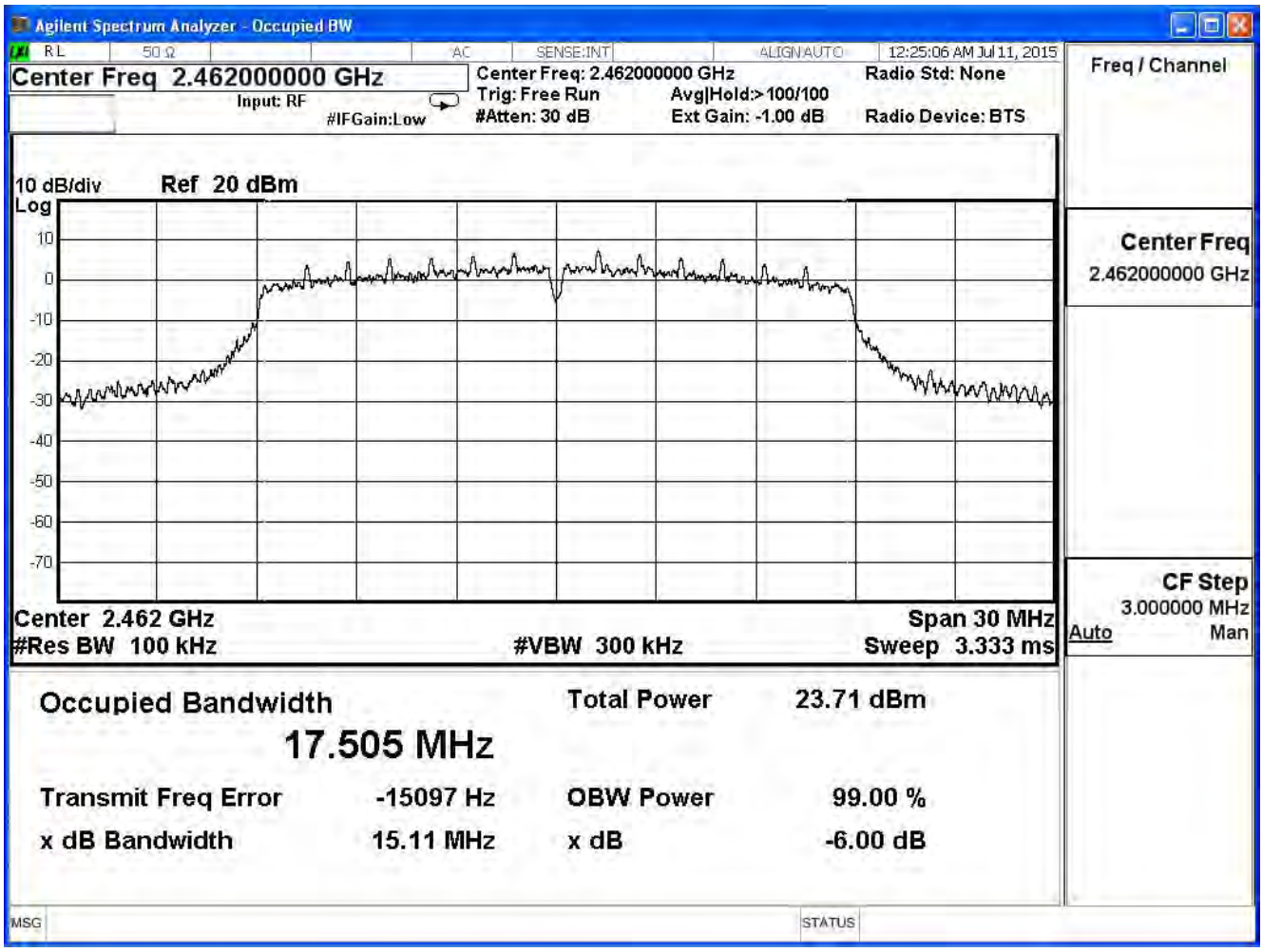

Product	Full HD Ultra-Wide View Wi-Fi Camera		
Test Item	DTS Bandwidth		
Test Mode	Mode 1: Transmitter		
Date of Test	2015/07/11	Test Site	SR7

IEEE 802.11n (40MHz), ANT 0				
Channel No.	Frequency (MHz)	Measurement Level (MHz)	Required Limit (MHz)	Result
3	2422	35.080	≧0.5	Pass
6	2437	35.080	≧0.5	Pass
9	2452	35.070	≧0.5	Pass

Channel 3 (2422MHz)

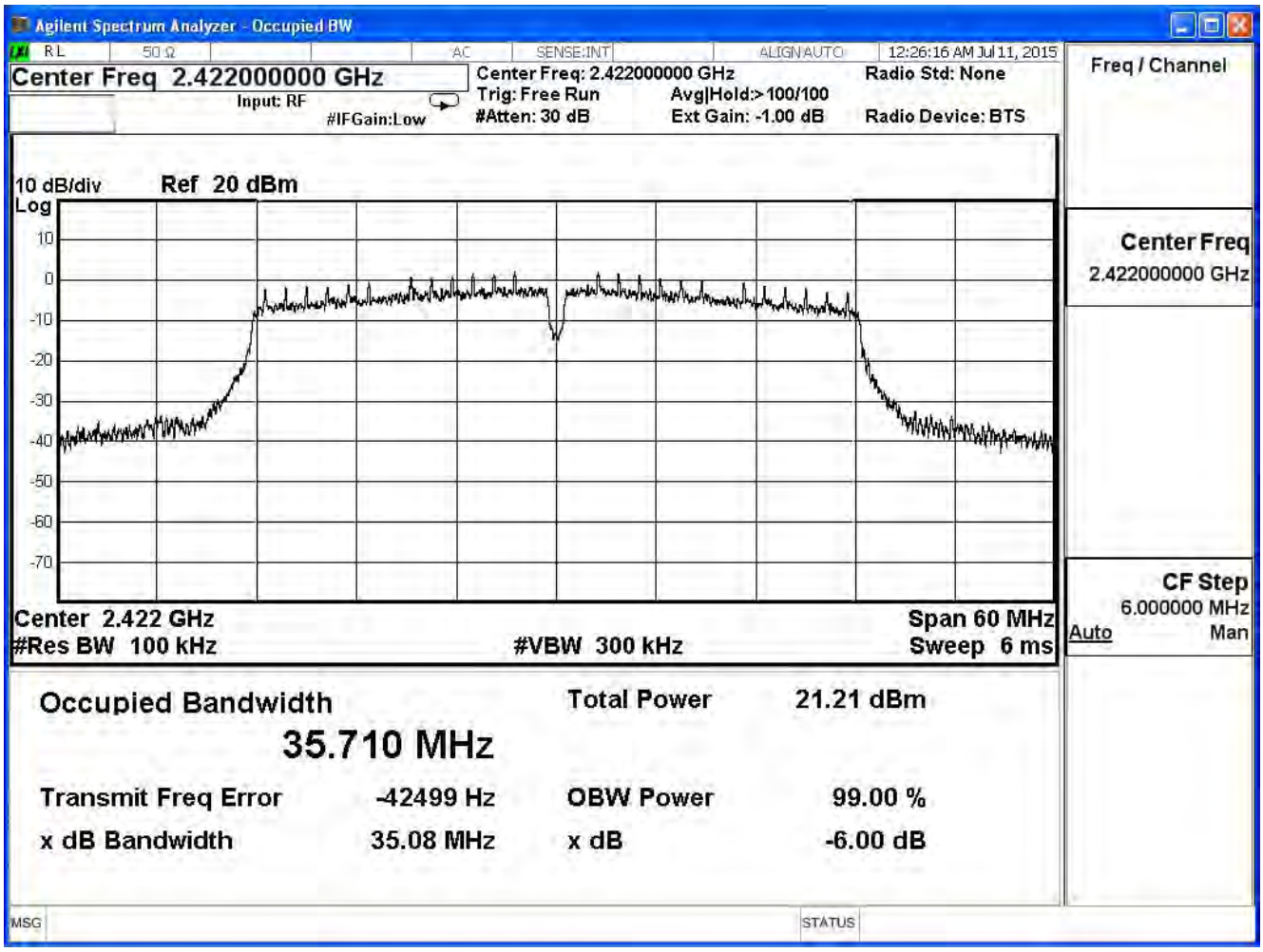

Channel 6 (2437MHz)

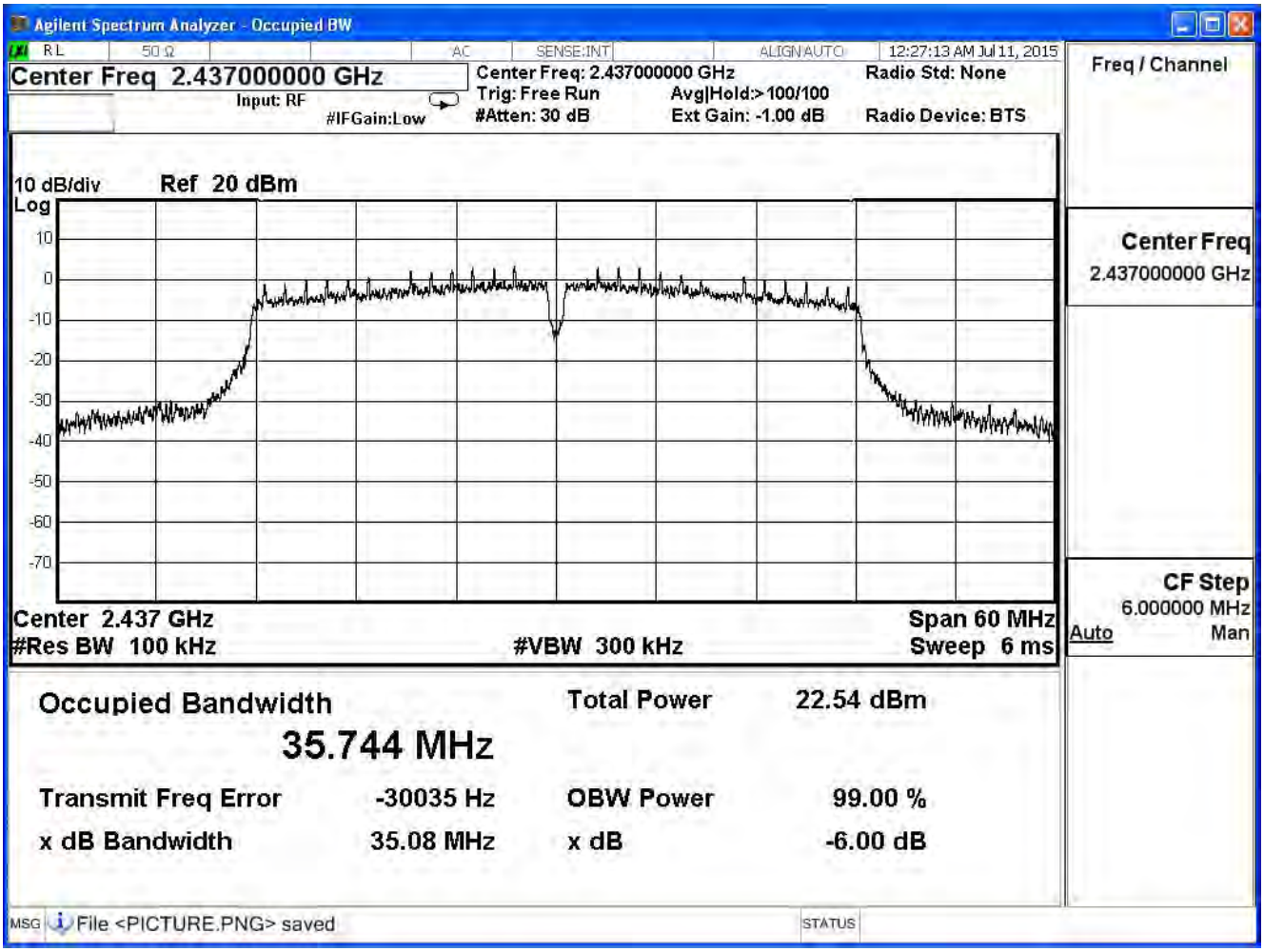

Channel 9 (2452MHz)

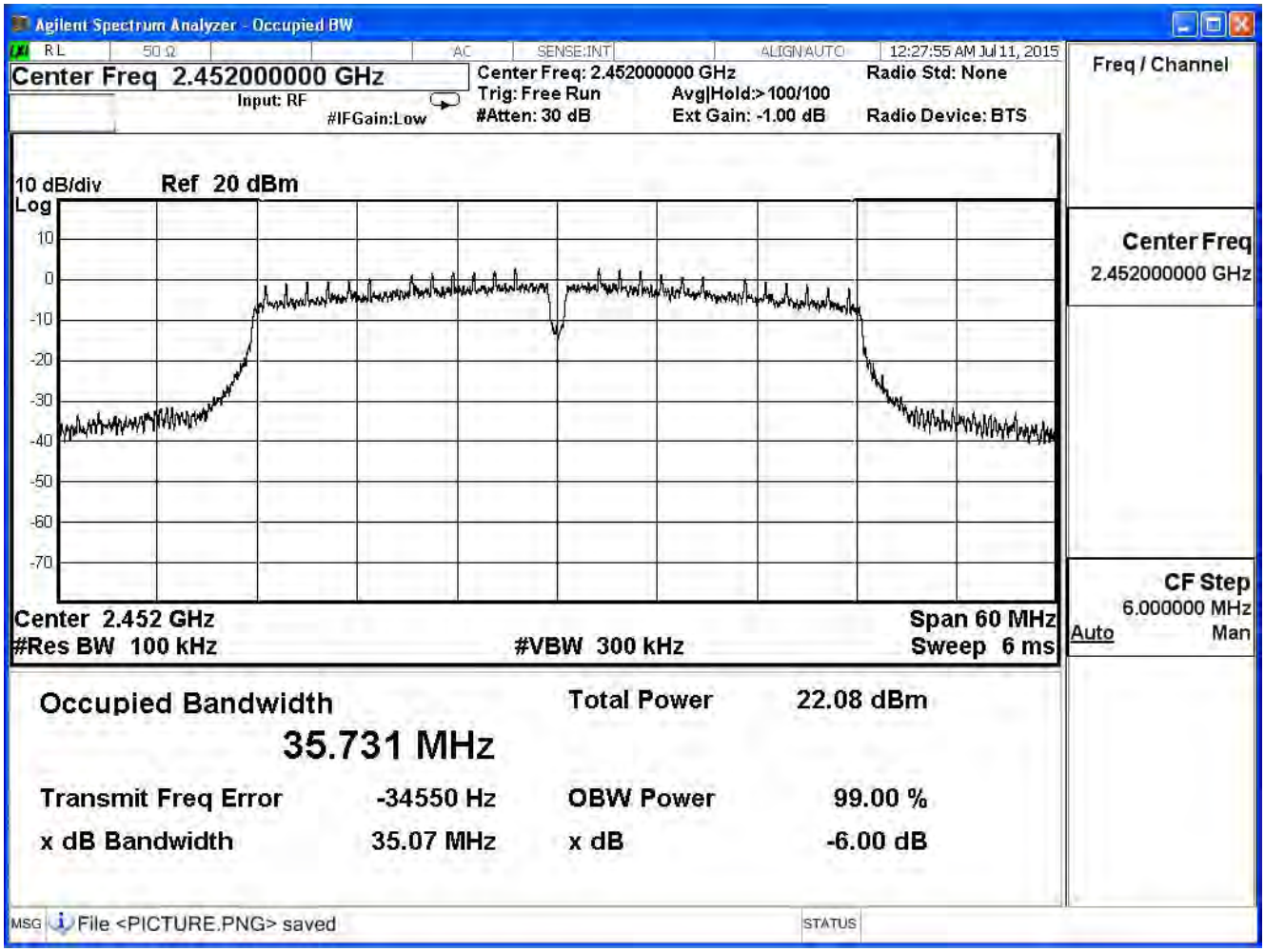

8. Occupied Bandwidth

8.1. Test Equipment

The following test equipments are used during the test:

Occupied Bandwidth / SR7

Instrument	Manufacturer	Model No.	Serial No	Next Cal. Date
Spectrum Analyzer	Agilent	N9010A-EXA	US47140172	2016/07/13

Note: 1. All equipments that need to calibrate are with calibration period of 1 year.

8.2. Test Setup

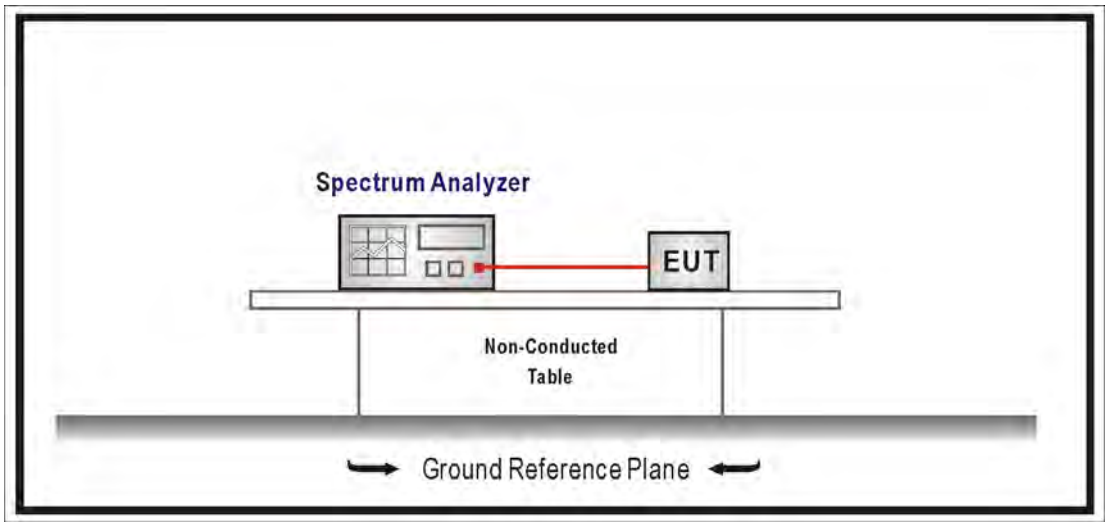

8.3. Test Procedures

The EUT was setup according to ANSI C63.10; tested according to DTS test procedure section 8.1 of KDB558074 v03r02 for compliance to FCC 47CFR 15.247 requirements. Set RBW = 100KHz, VBW≧3xRBW, Sweep time=Auto, Set Peak detector.

8.4. Limits

NA

8.5. Test Specification

According to FCC Part 15 Subpart C Paragraph 15.247: 2014

8.6. Uncertainty

The measurement uncertainty is defined as ±150Hz

8.7. Test Result

Product	Full HD Ultra-Wide View Wi-Fi Camera		
Test Item	Occupied Bandwidth		
Test Mode	Mode 1: Transmitter		
Date of Test	2015/07/10	Test Site	SR7

802.11 b, ANT 0				
Channel No.	Frequency (MHz)	Measurement Level (MHz)	Required Limit (MHz)	Result
1	2412	14.199	--	Pass
6	2437	14.154	--	Pass
11	2462	14.366	--	Pass

Channel 1 (2412MHz)

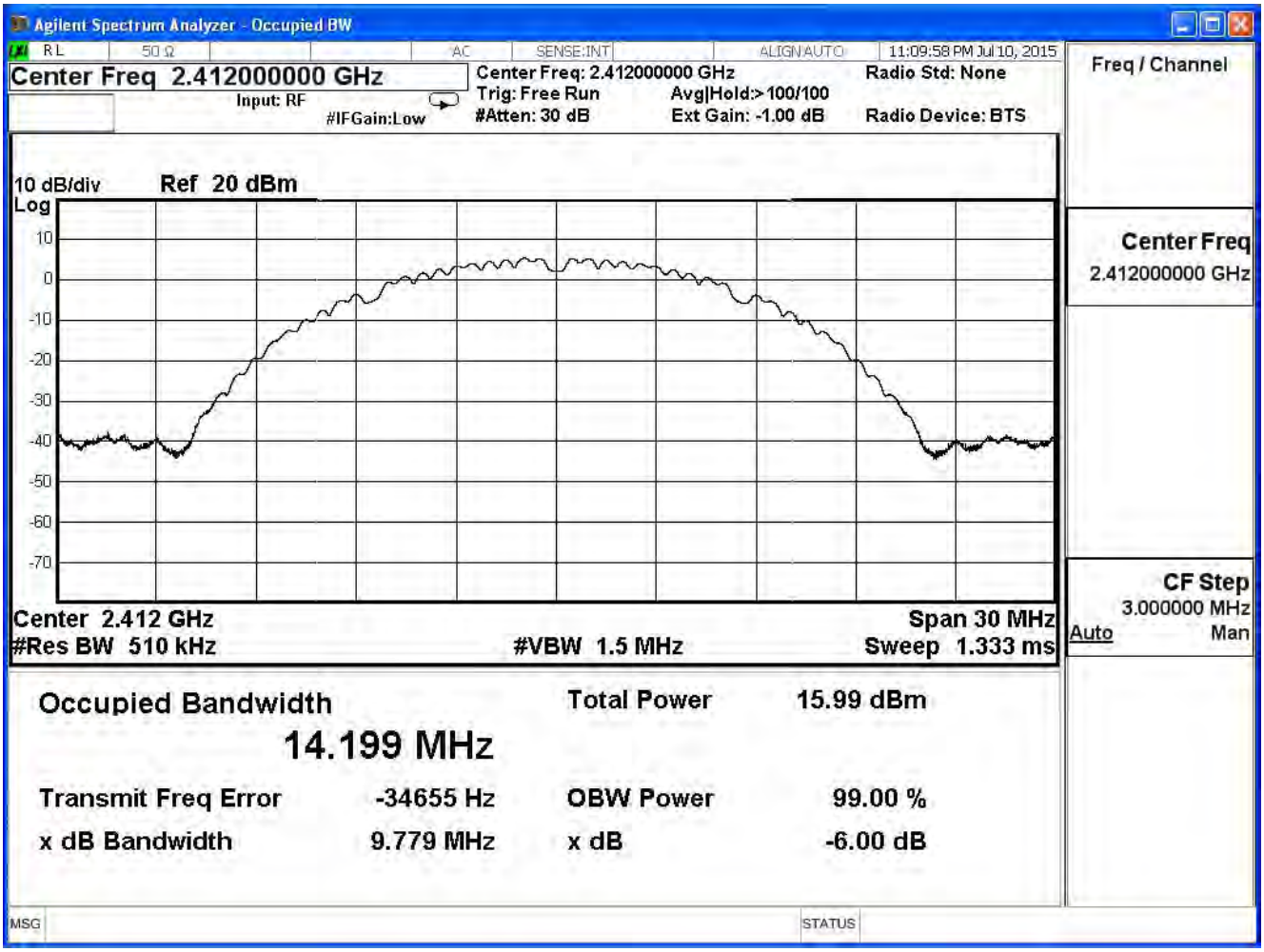

Channel 6 (2437MHz)

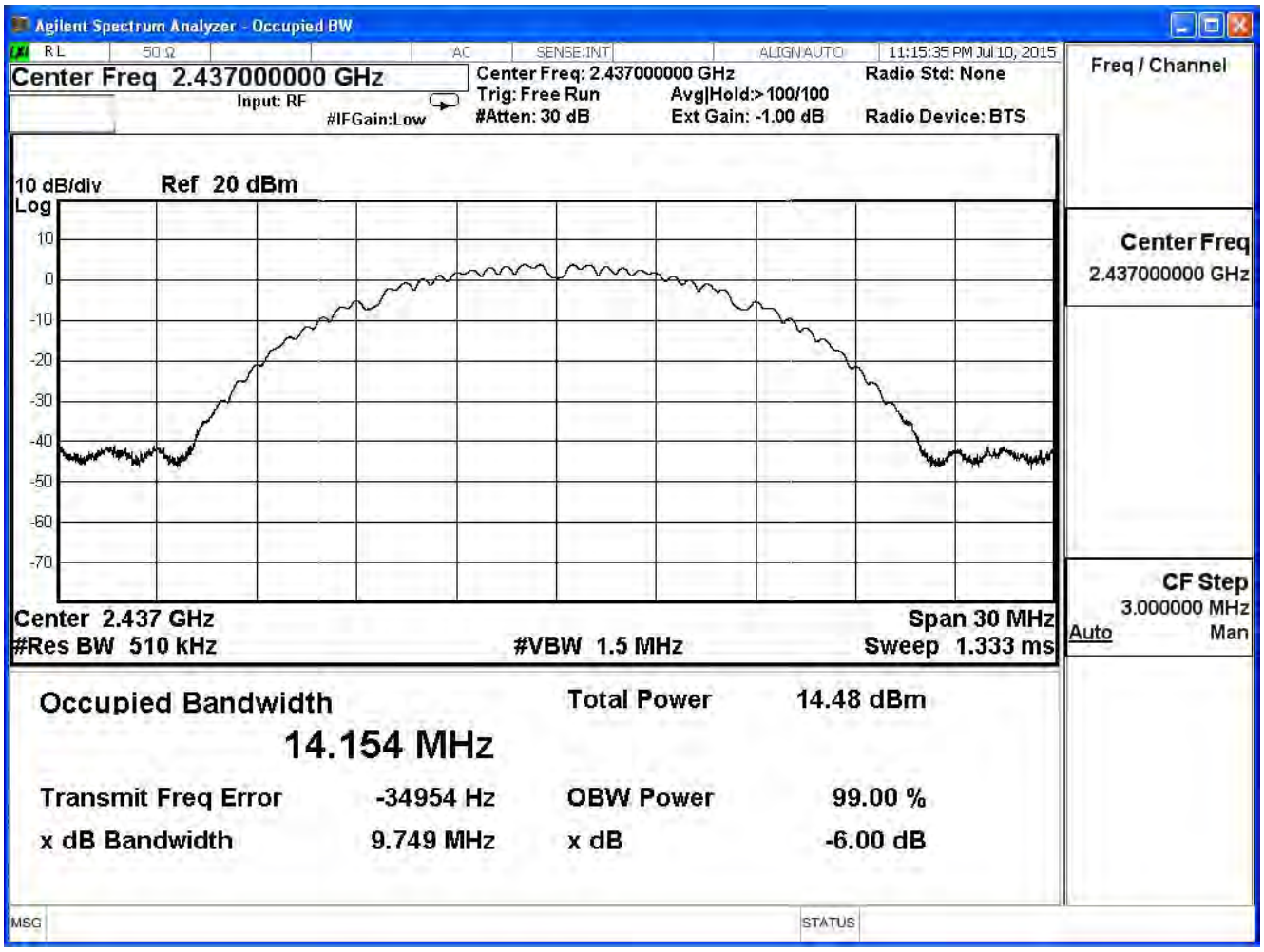

Channel 11 (2462MHz)

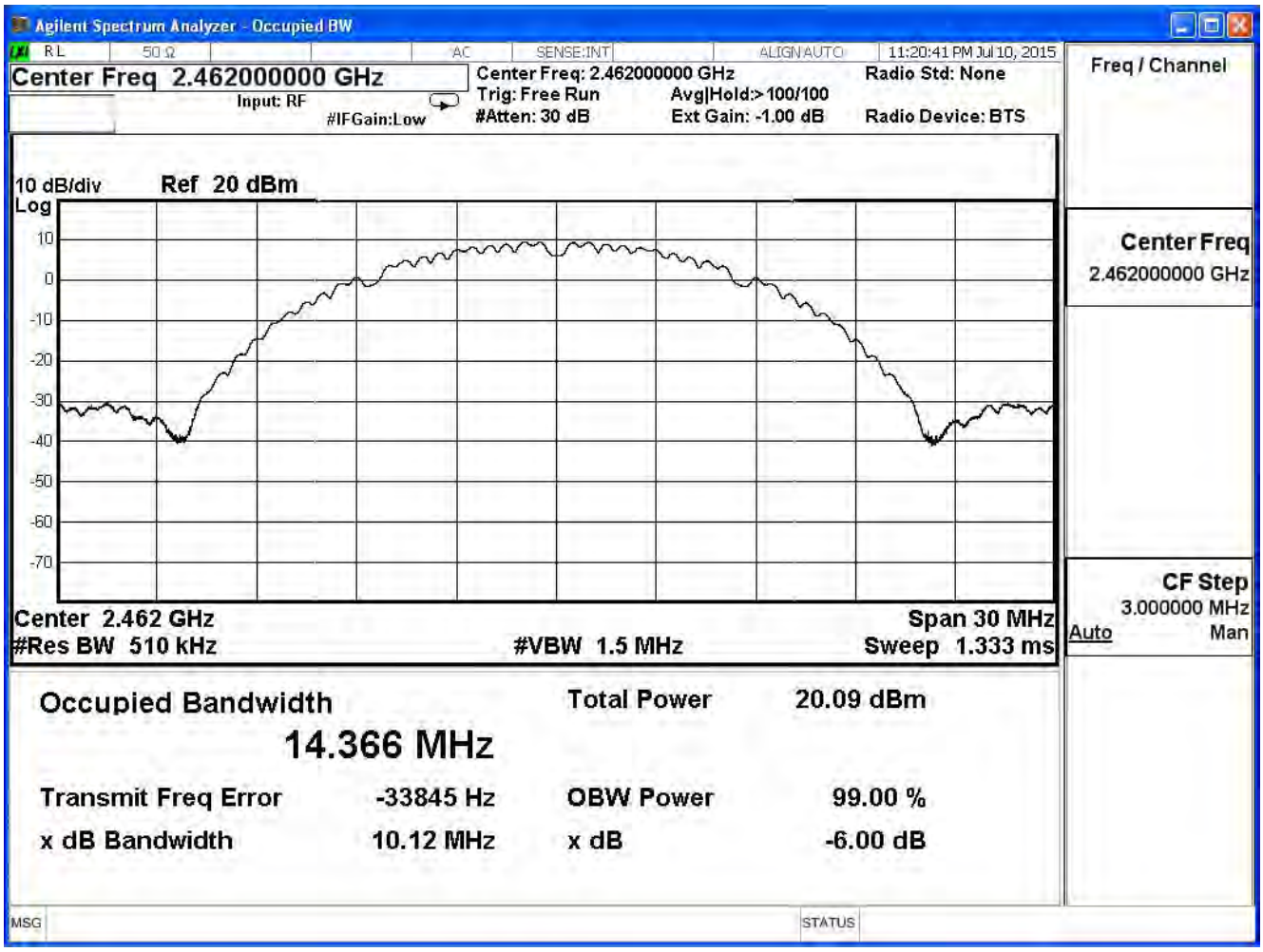

Product	Full HD Ultra-Wide View Wi-Fi Camera		
Test Item	Occupied Bandwidth		
Test Mode	Mode 1: Transmitter		
Date of Test	2015/07/10	Test Site	SR7

IEEE 802.11g, ANT 0				
Channel No.	Frequency (MHz)	Measurement Level (MHz)	Required Limit (MHz)	Result
1	2412	17.058	--	Pass
6	2437	17.078	--	Pass
11	2462	17.104	--	Pass

Channel 1 (2412MHz)

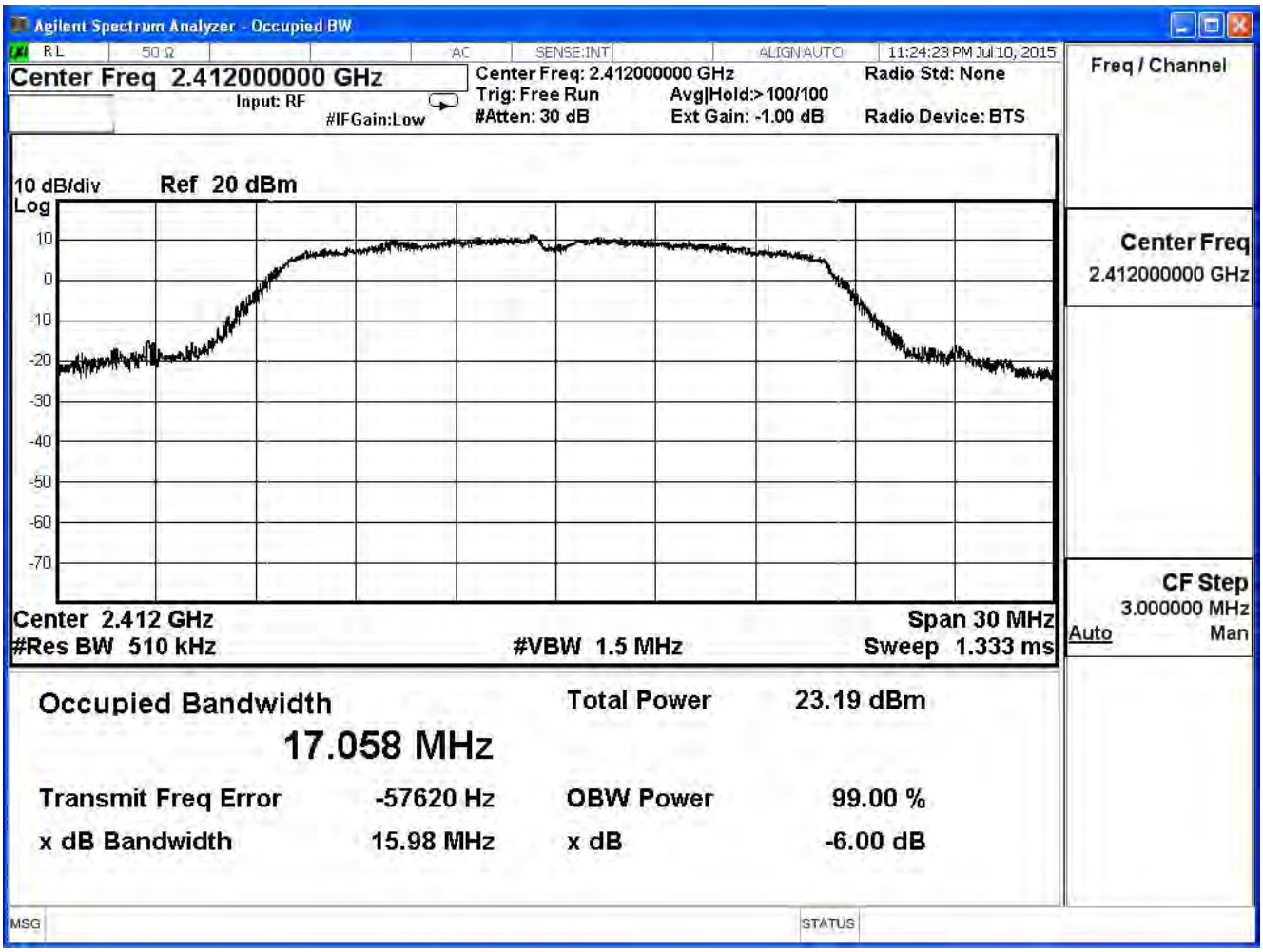

Channel 6 (2437MHz)

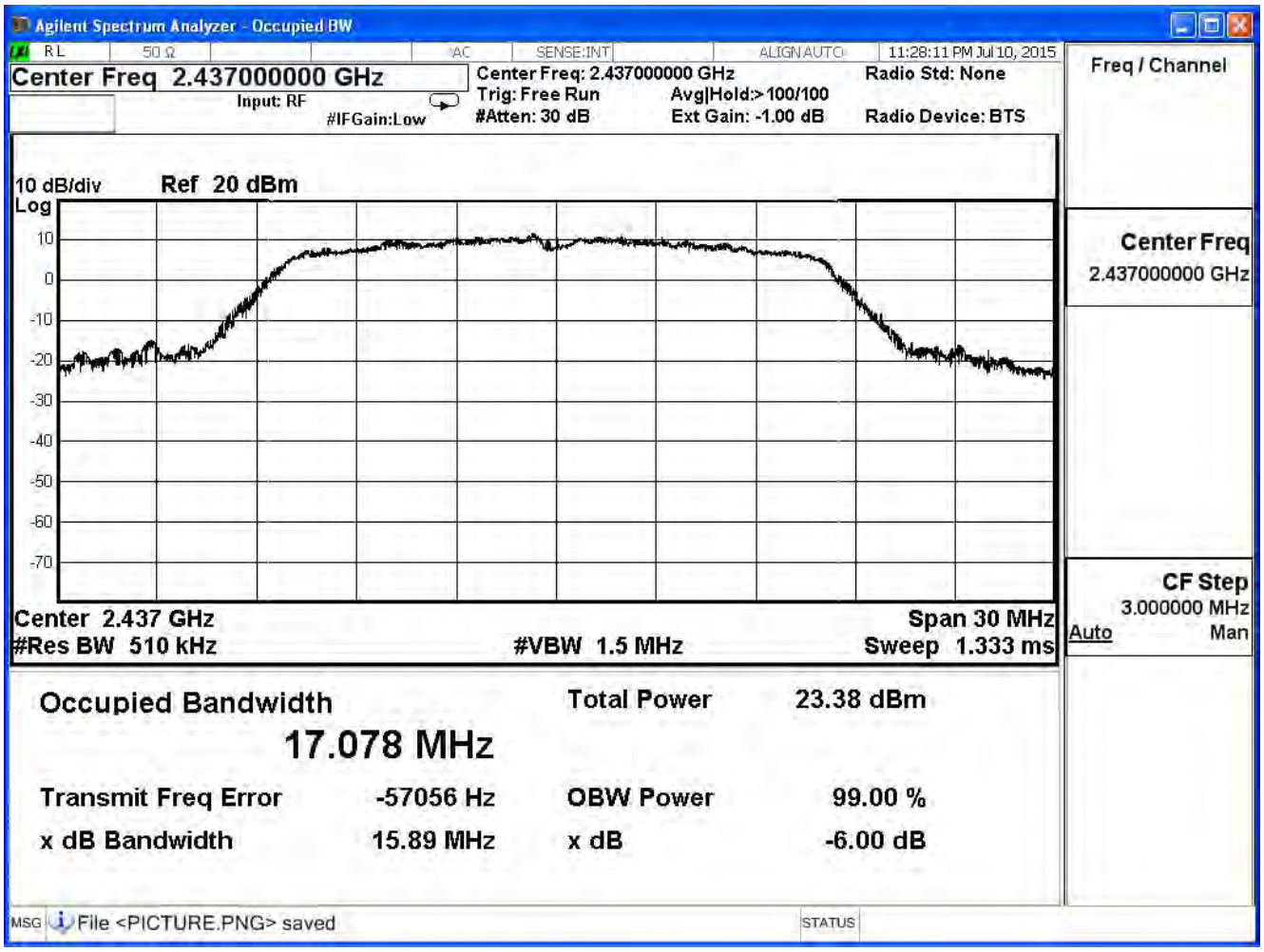

Channel 11 (2462MHz)

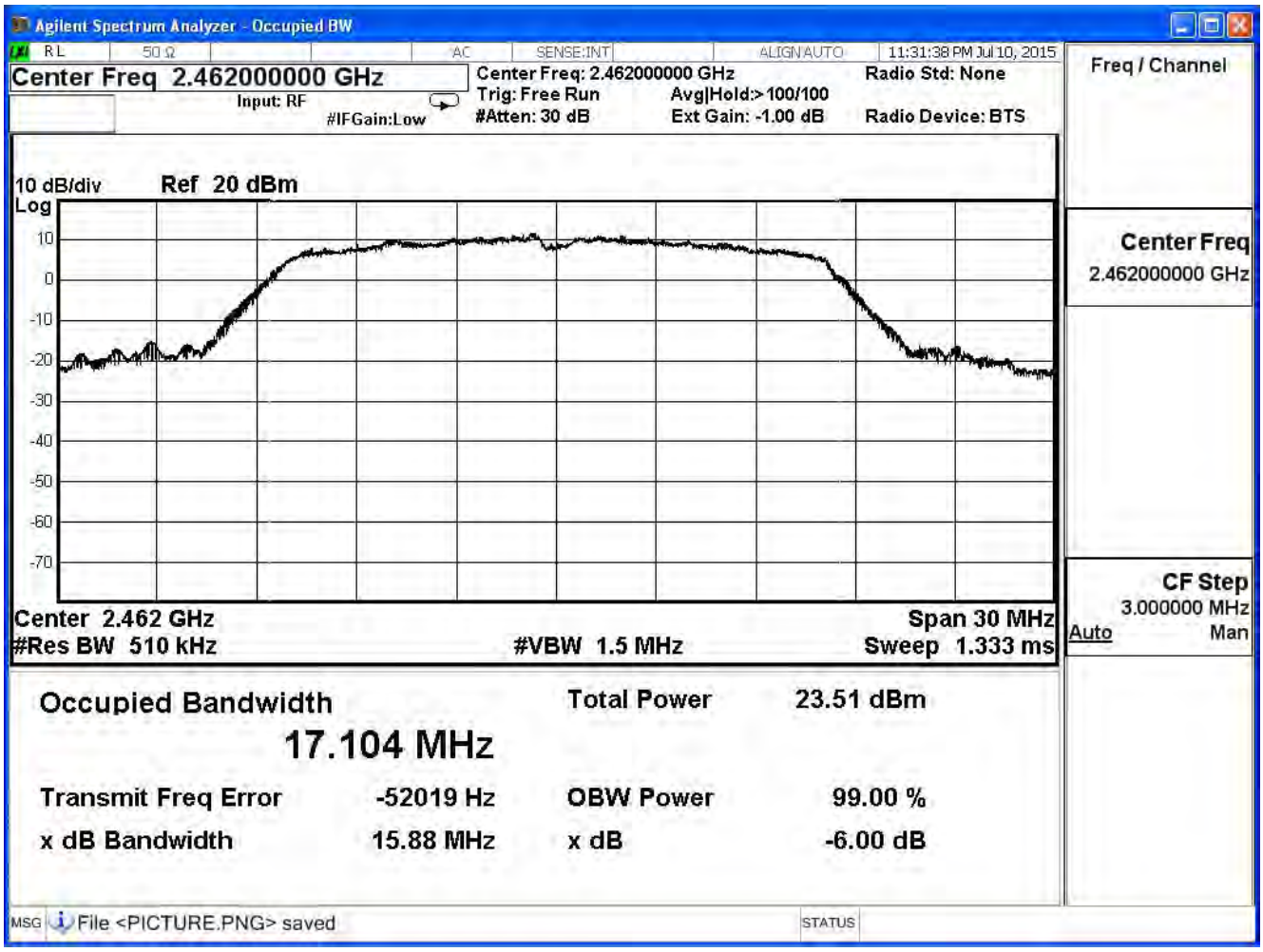

Product	Full HD Ultra-Wide View Wi-Fi Camera		
Test Item	Occupied Bandwidth		
Test Mode	Mode 1: Transmitter		
Date of Test	2015/07/10	Test Site	SR7

IEEE 802.11n (20MHz), ANT 0				
Channel No.	Frequency (MHz)	Measurement Level (MHz)	Required Limit (MHz)	Result
1	2412	17.952	--	Pass
6	2437	17.954	--	Pass
11	2462	17.963	--	Pass

Channel 1 (2412MHz)

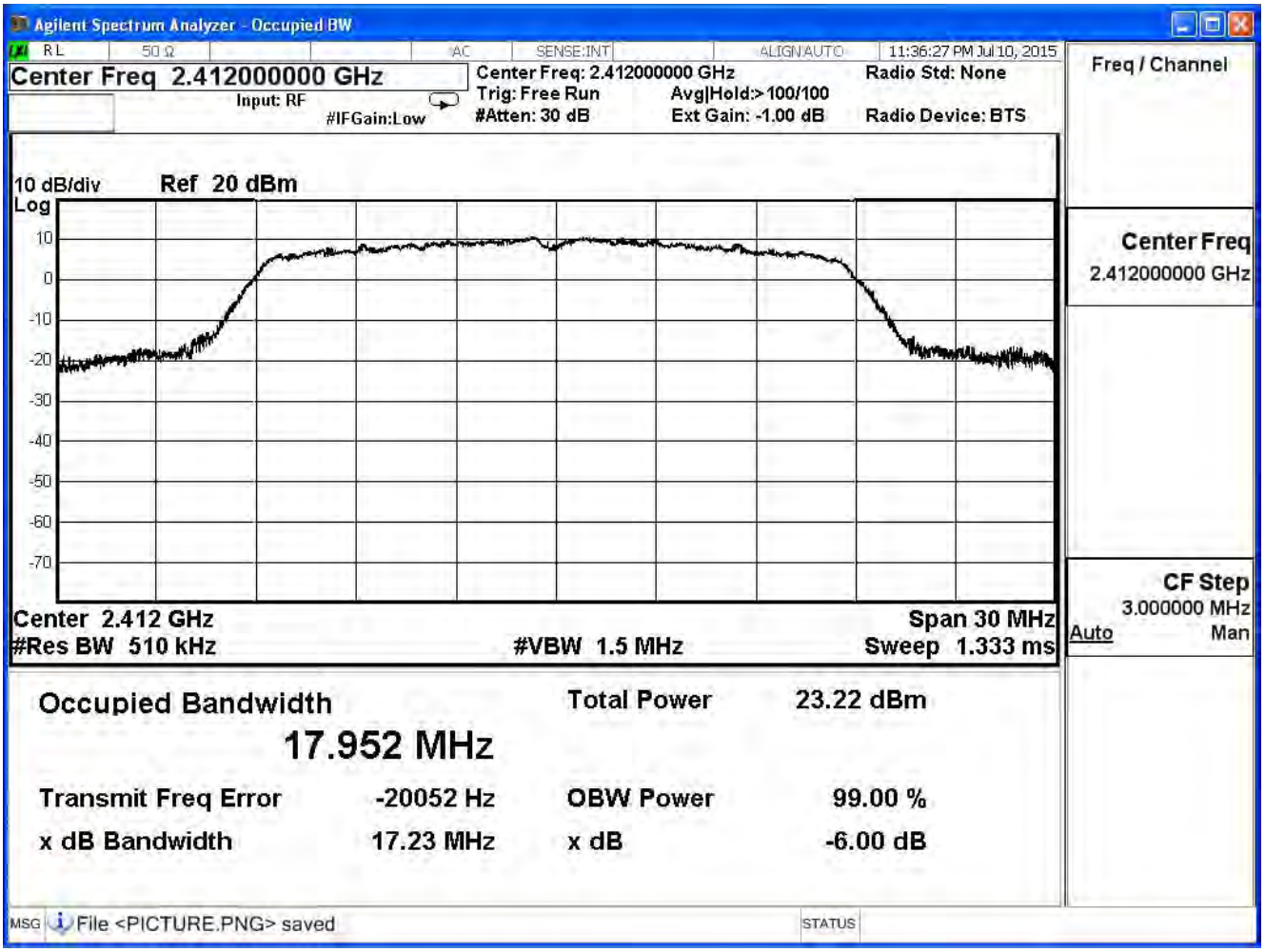

Channel 6 (2437MHz)

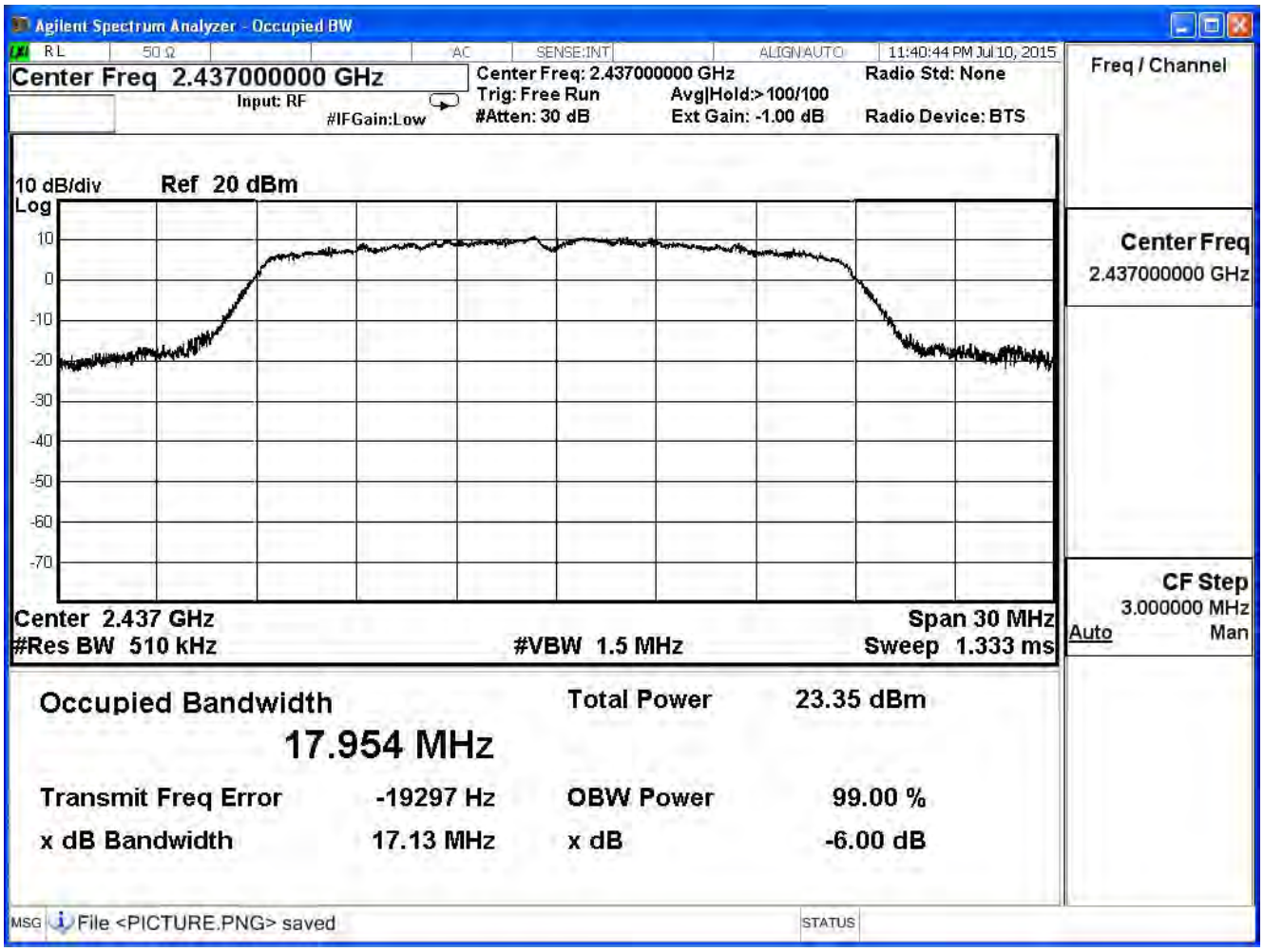

Channel 11 (2462MHz)

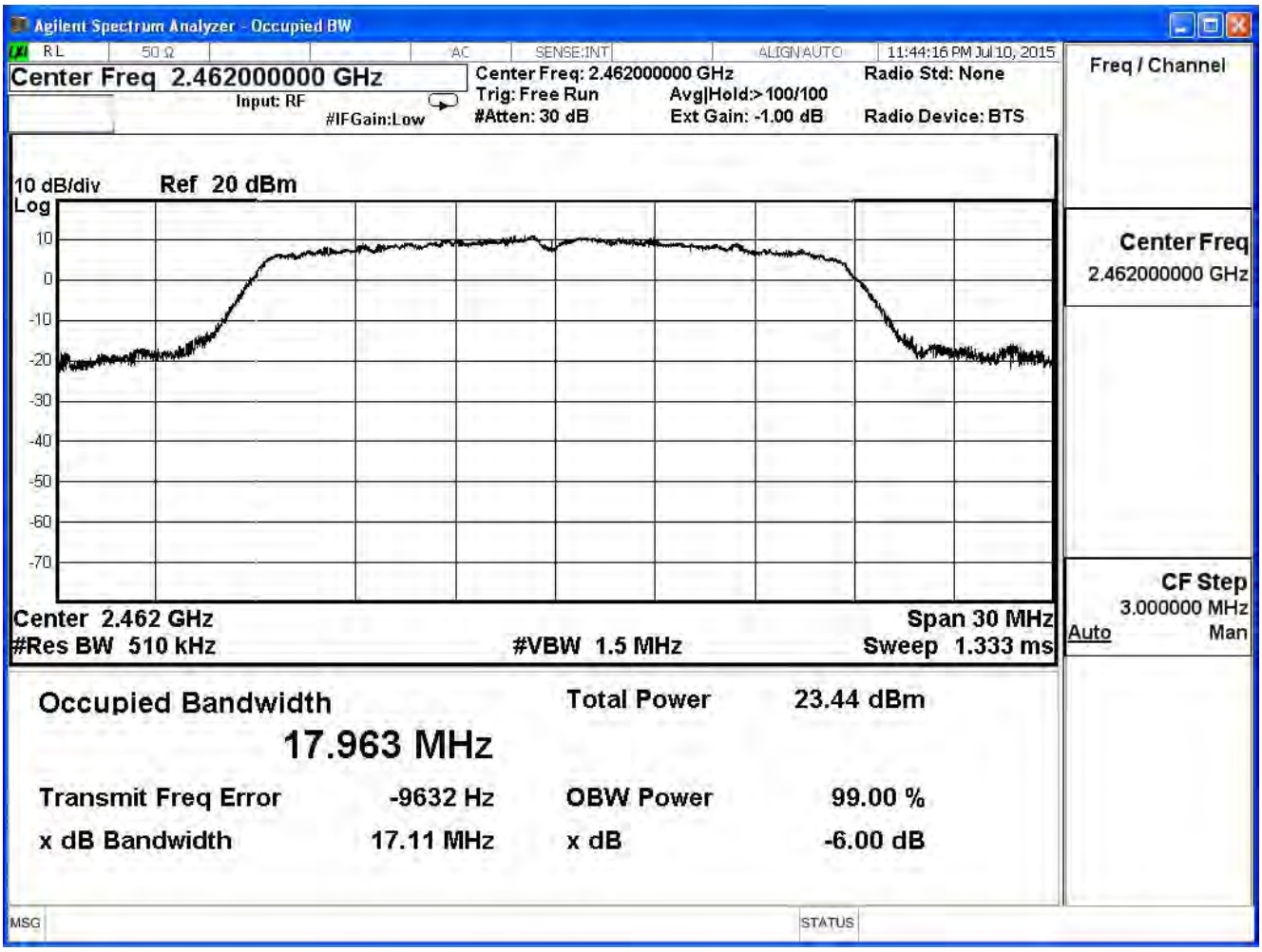

Product	Full HD Ultra-Wide View Wi-Fi Camera		
Test Item	Occupied Bandwidth		
Test Mode	Mode 1: Transmitter		
Date of Test	2015/07/10	Test Site	SR7

IEEE 802.11n (40MHz), ANT 0				
Channel No.	Frequency (MHz)	Measurement Level (MHz)	Required Limit (MHz)	Result
3	2422	35.957	--	Pass
6	2437	36.001	--	Pass
9	2452	35.962	--	Pass

Channel 3 (2422MHz)

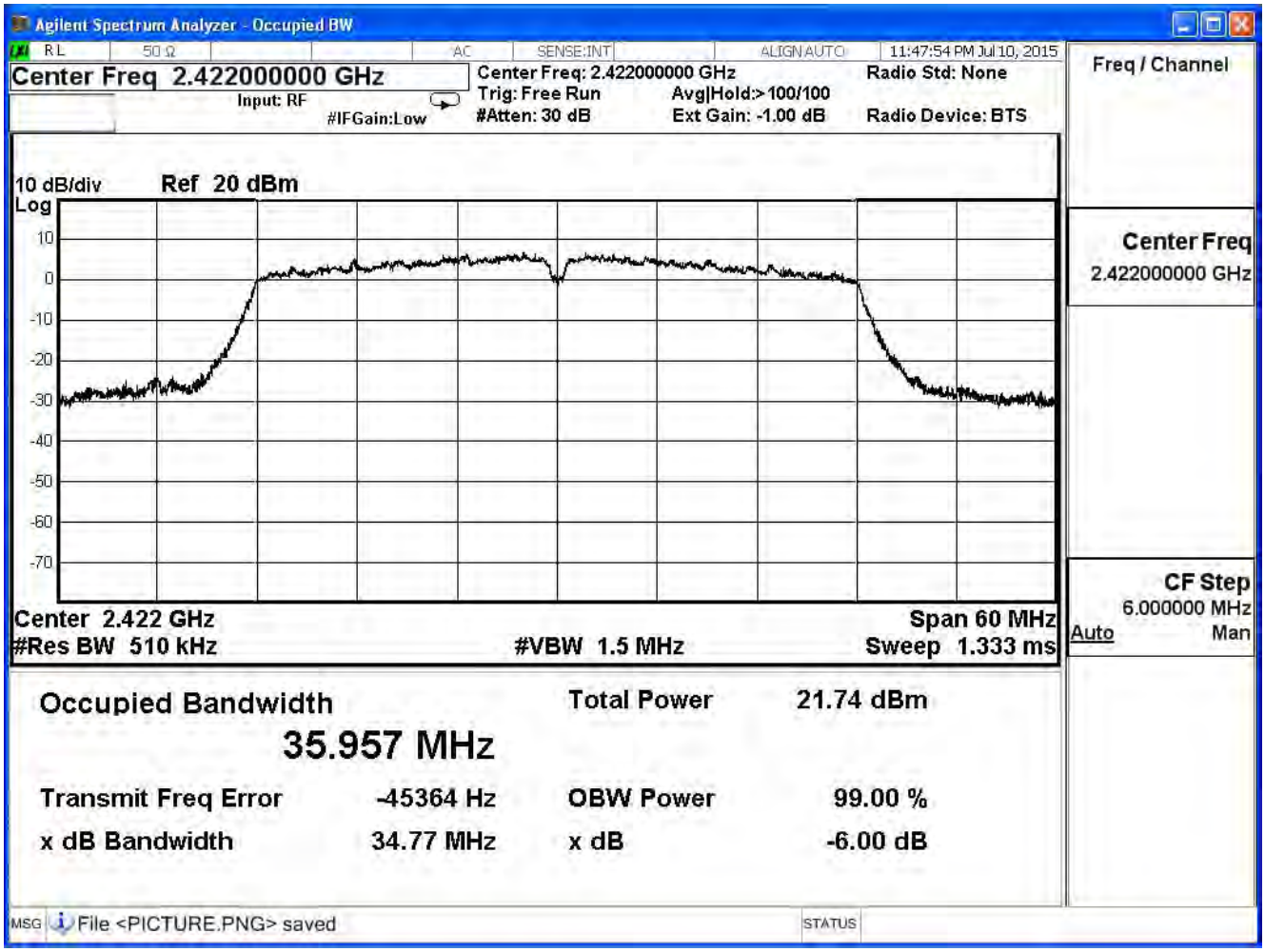

Channel 6 (2437MHz)

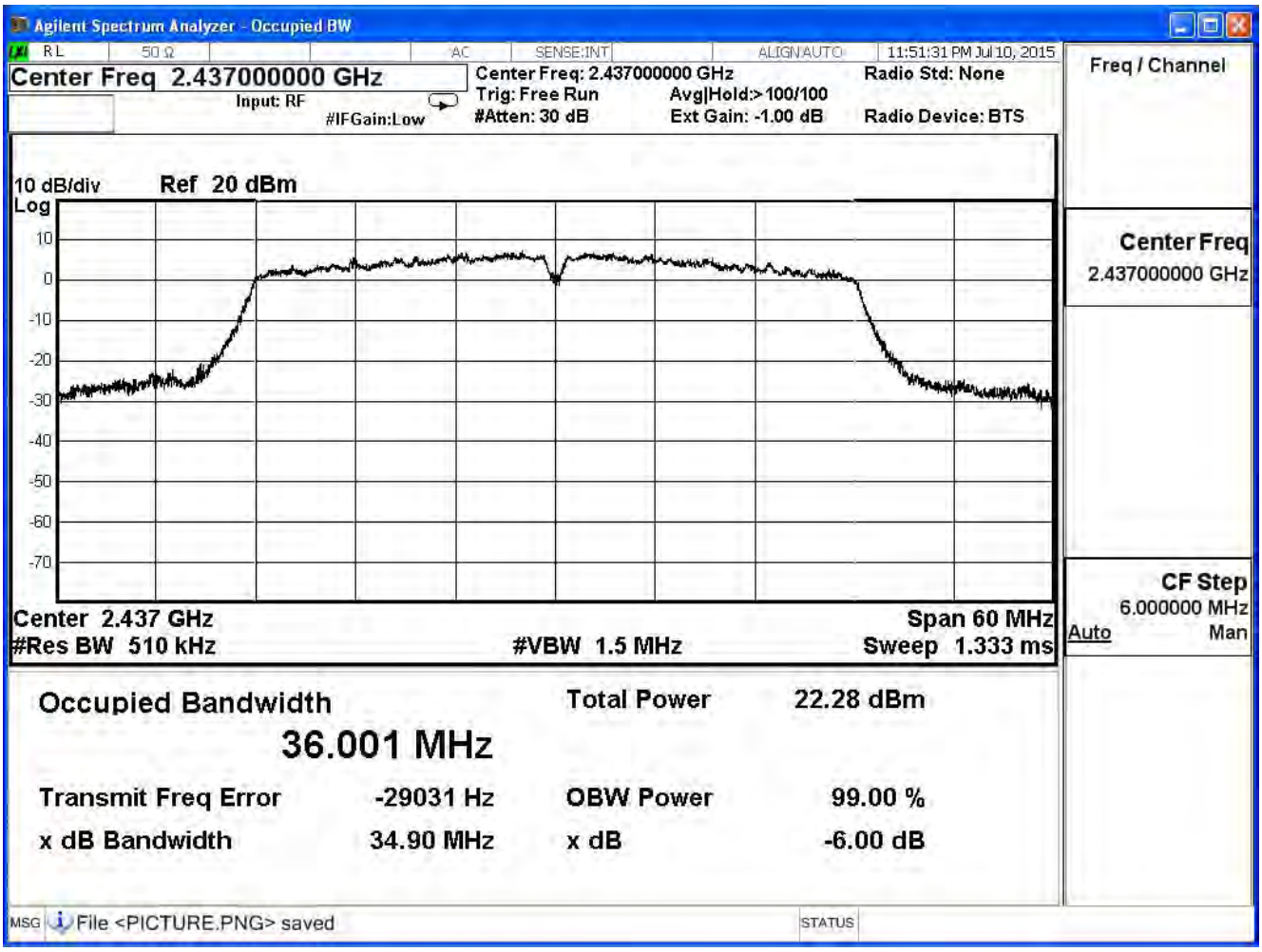

Channel 9 (2452MHz)

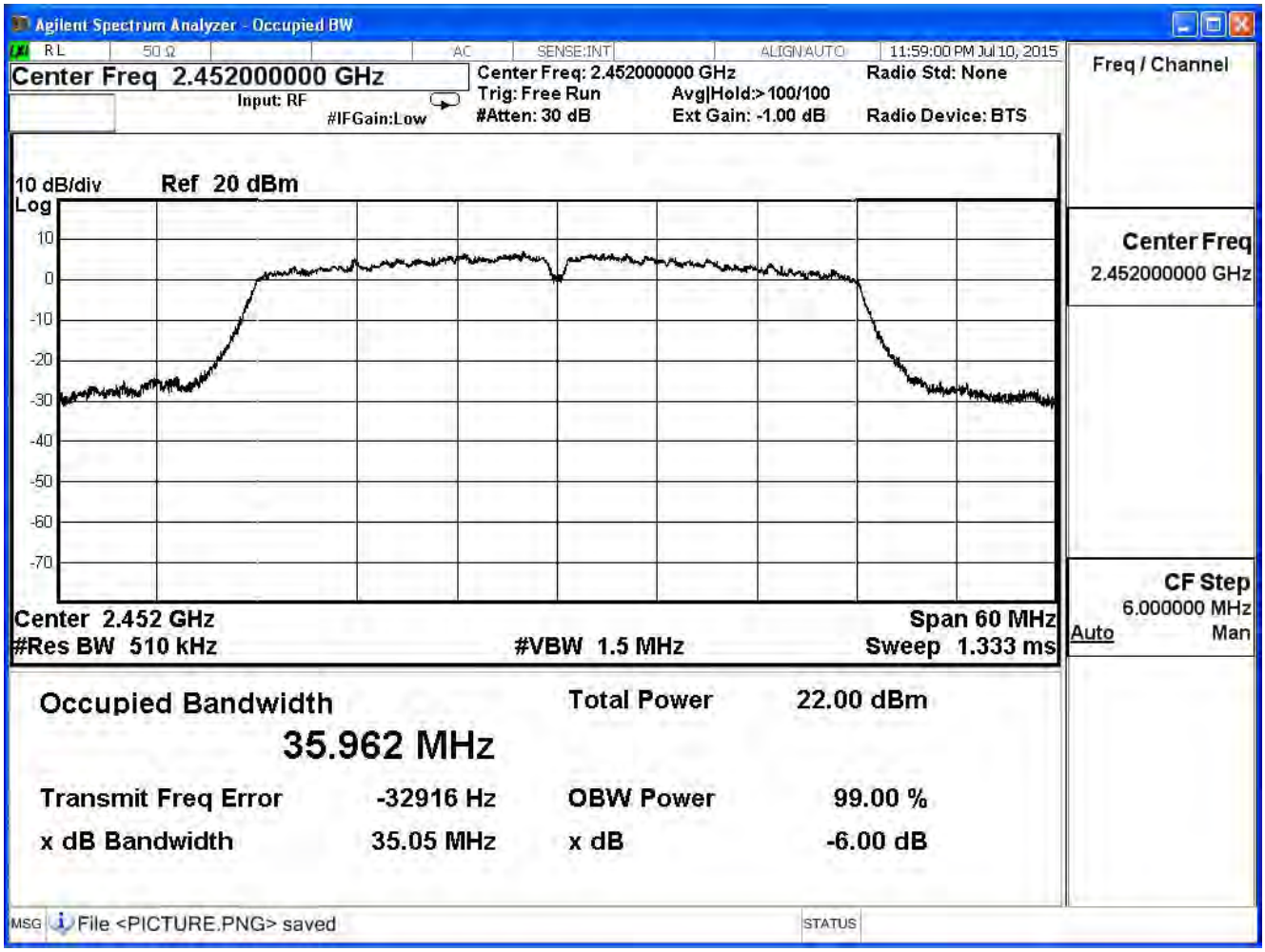

9. Power Density

9.1. Test Equipment

The following test equipment is used during the test:

Power Density / SR7

Instrument	Manufacturer	Model No.	Serial No	Next Cal. Date
Spectrum Analyzer	Agilent	N9010A-EXA	US47140172	2016/07/13

Note: 1. All equipments that need to calibrate are with calibration period of 1 year.

9.2. Test Setup

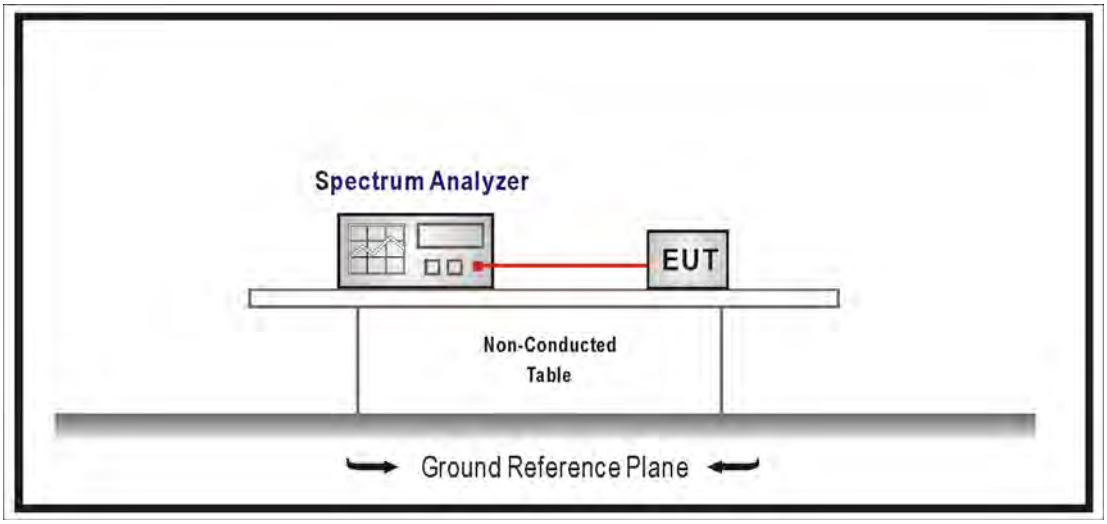

9.3. Limits

The peak power spectral density conducted from the intentional radiated to the antenna shall not be greater than +8dBm in any 3kHz band during any time interval of continuous transmission.

9.4. Test Procedures

The EUT was setup according to ANSI C63.10; tested according to DTS test procedure section 10.2 of KDB558074 v03r02 for compliance to FCC 47CFR 15.247 requirements. Set 3KHz ≦RBW≦100 kHz, Set VBW≧3xRBW, Sweep time=Auto, Set Peak detector; The tested according to section E)c) of KDB662911 v02v01.

9.5. Test Specification

According to FCC Part 15 Subpart C Paragraph 15.247: 2014

9.6. Uncertainty

The measurement uncertainty is defined as ±1.27dB.

9.7. Test Result

Product	Full HD Ultra-Wide View Wi-Fi Camera		
Test Item	Power Density		
Test Mode	Mode 1: Transmitter		
Date of Test	2015/07/10	Test Site	SR7

IEEE 802.11b, ANT 0				
Channel No.	Frequency (MHz)	Measure Level (dBm)	Limit (dBm)	Result
1	2412	-13.037	≦8	Pass
6	2437	-14.959	≦8	Pass
11	2462	-7.696	≦8	Pass

Channel 1 (2412MHz)

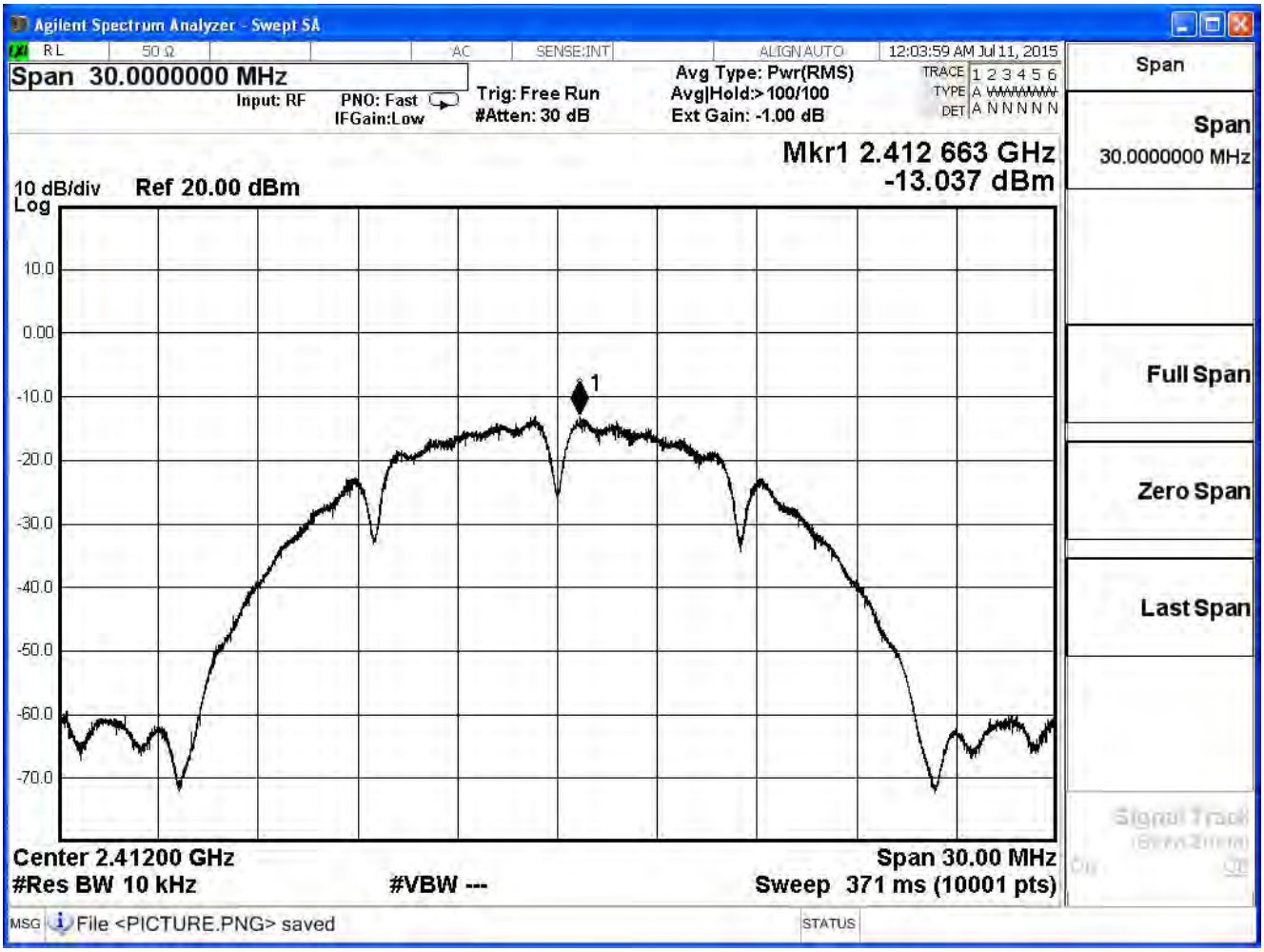

Channel 6 (2437MHz)

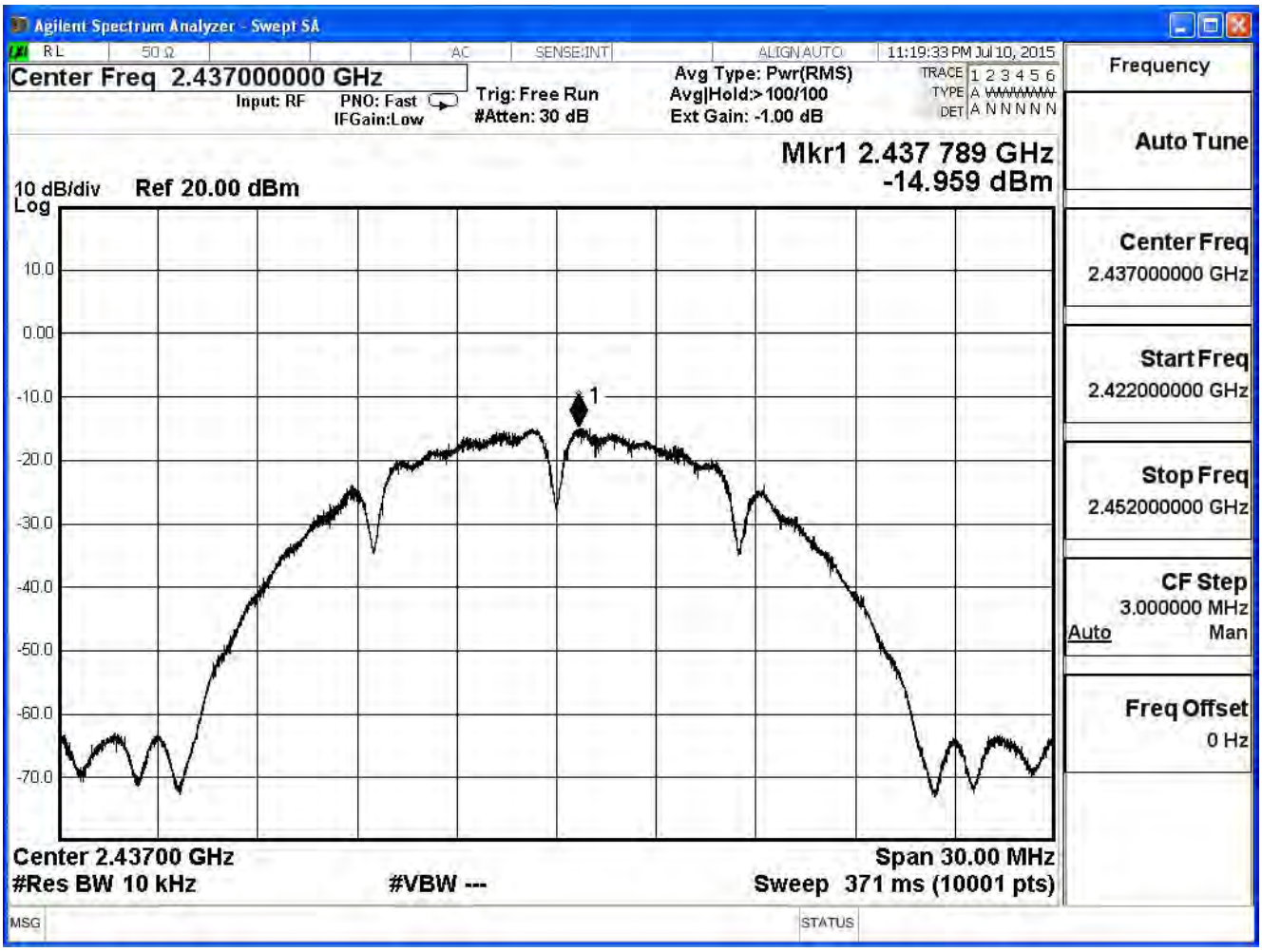

Channel 11 (2462MHz)

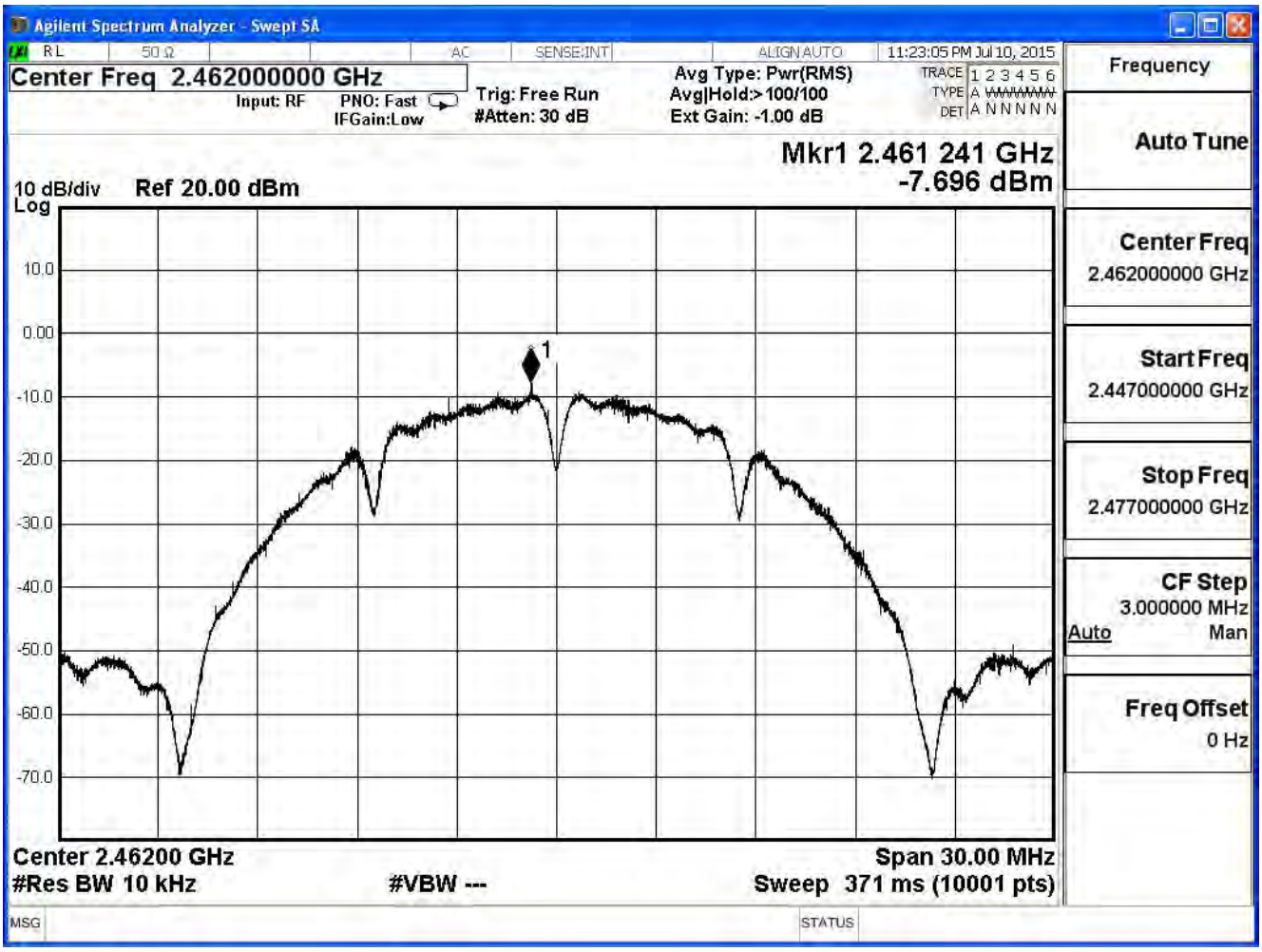

Product	Full HD Ultra-Wide View Wi-Fi Camera		
Test Item	Power Density		
Test Mode	Mode 1: Transmitter		
Date of Test	2015/07/10	Test Site	SR7

IEEE 802.11g, ANT 0				
Channel No.	Frequency (MHz)	Measurement (dBm)	Limit (dBm)	Result
1	2412	-11.115	≦8	Pass
6	2437	-11.177	≦8	Pass
11	2462	-11.028	≦8	Pass

Channel 1 (2412MHz)

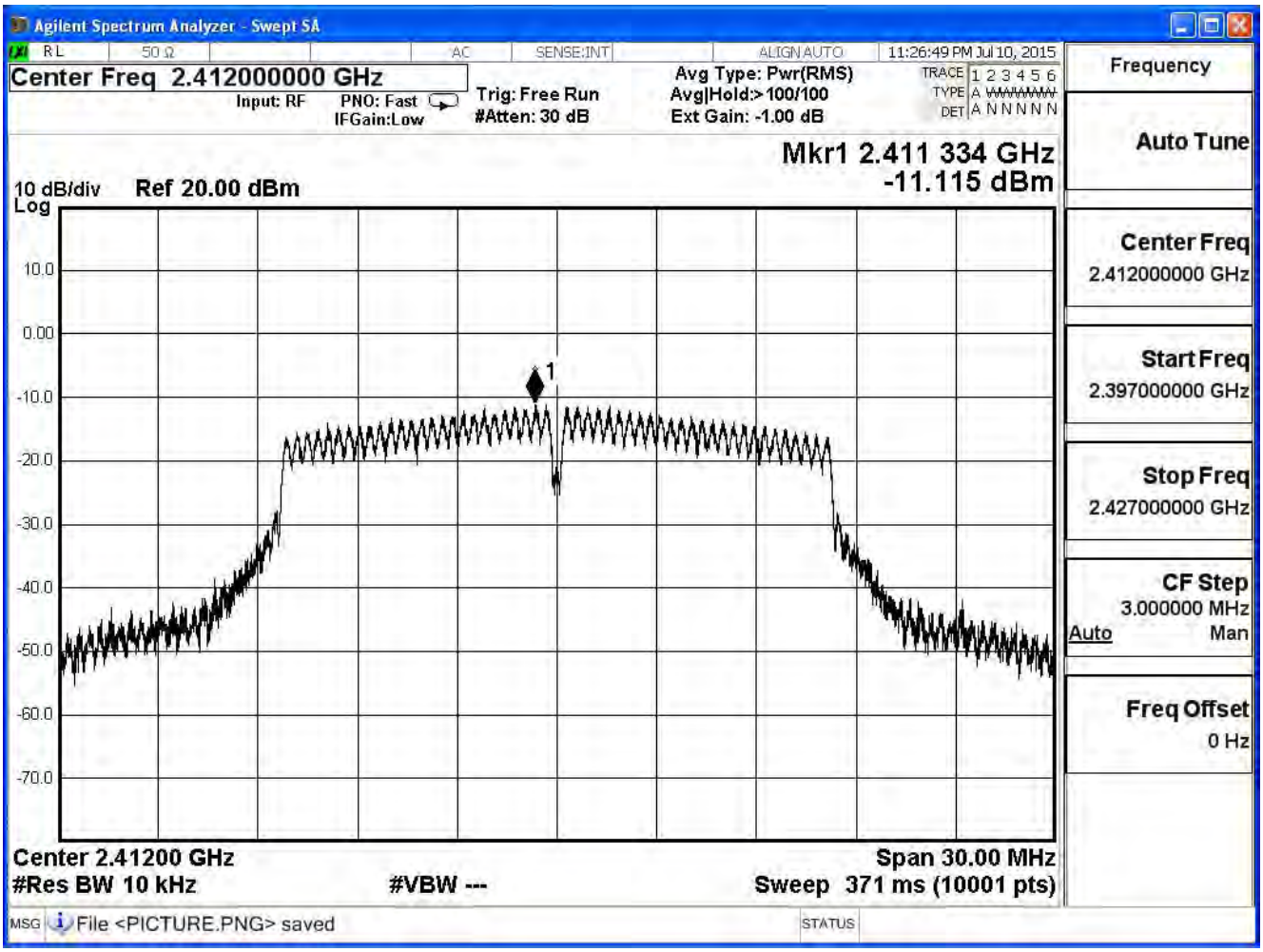

Channel 6 (2437MHz)

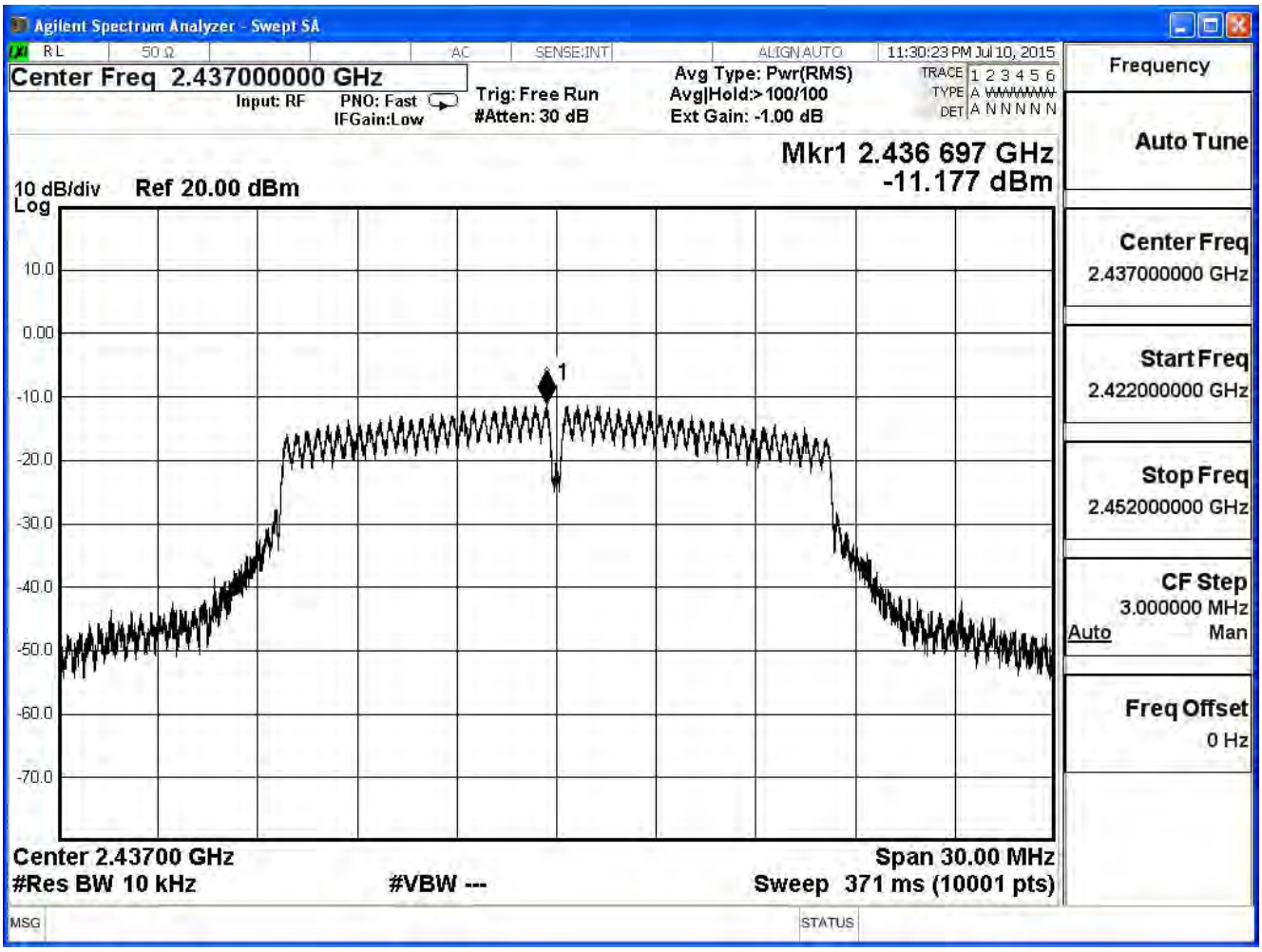

Channel 11 (2462MHz)

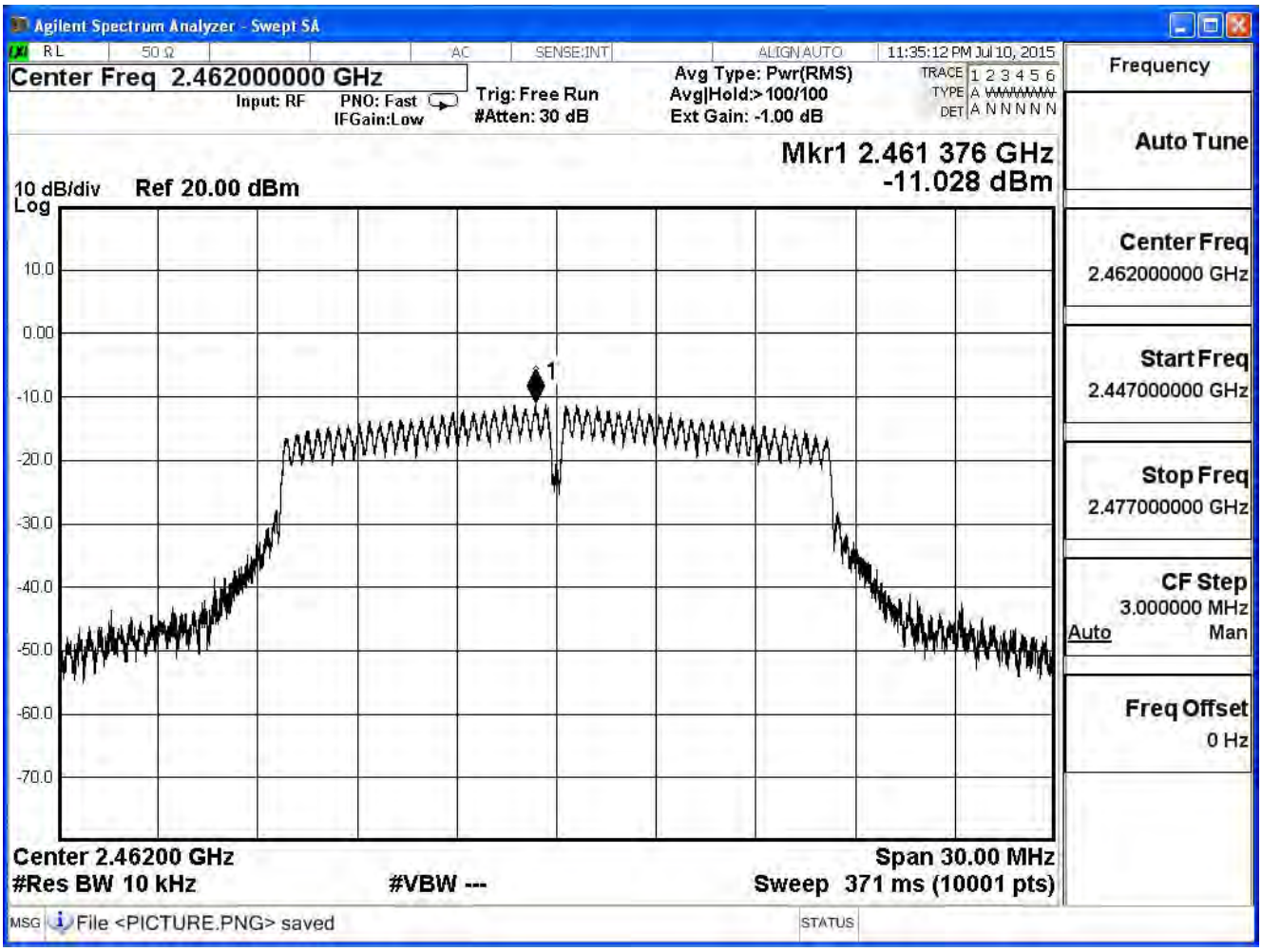

Product	Full HD Ultra-Wide View Wi-Fi Camera		
Test Item	Power Density		
Test Mode	Mode 1: Transmitter		
Date of Test	2015/07/10	Test Site	SR7

IEEE 802.11n (20MHz), ANT 0				
Channel No.	Frequency (MHz)	Measure Level (dBm)	Limit (dBm)	Result
1	2412	-11.156	≦8	Pass
6	2437	-11.091	≦8	Pass
11	2462	-11.100	≦8	Pass

Channel 1 (2412MHz)

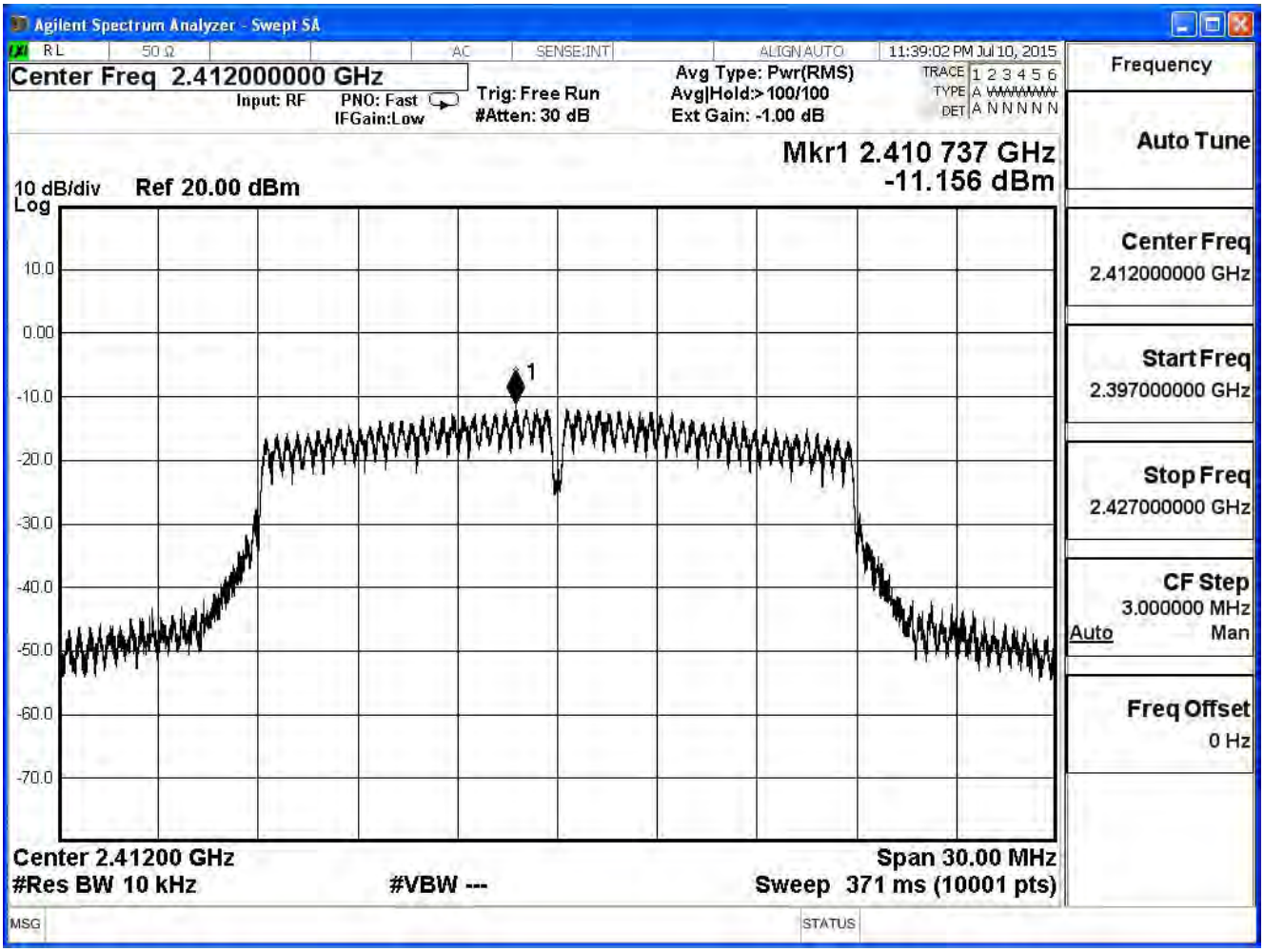

Channel 6 (2437MHz)

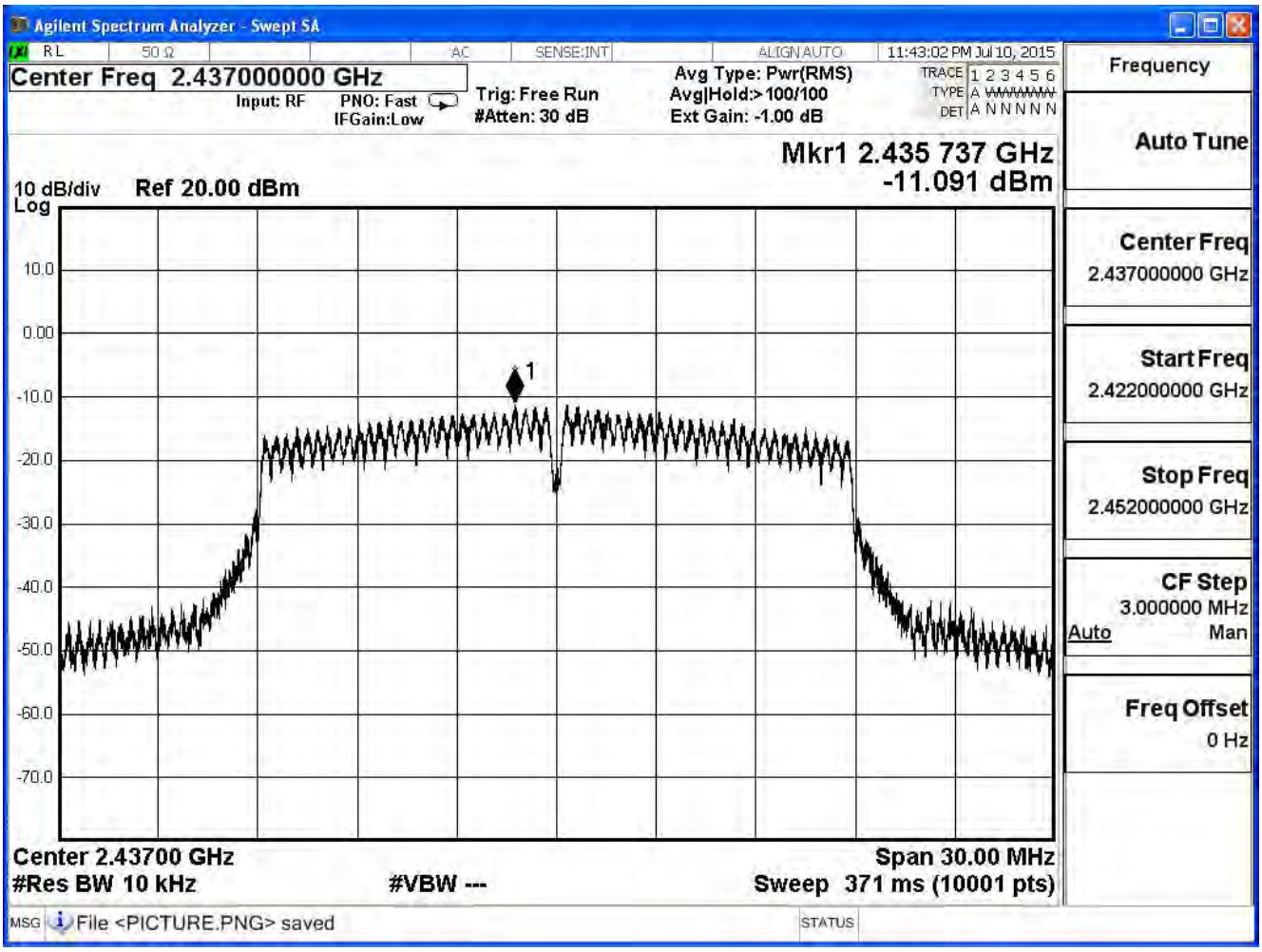

Channel 11 (2462MHz)

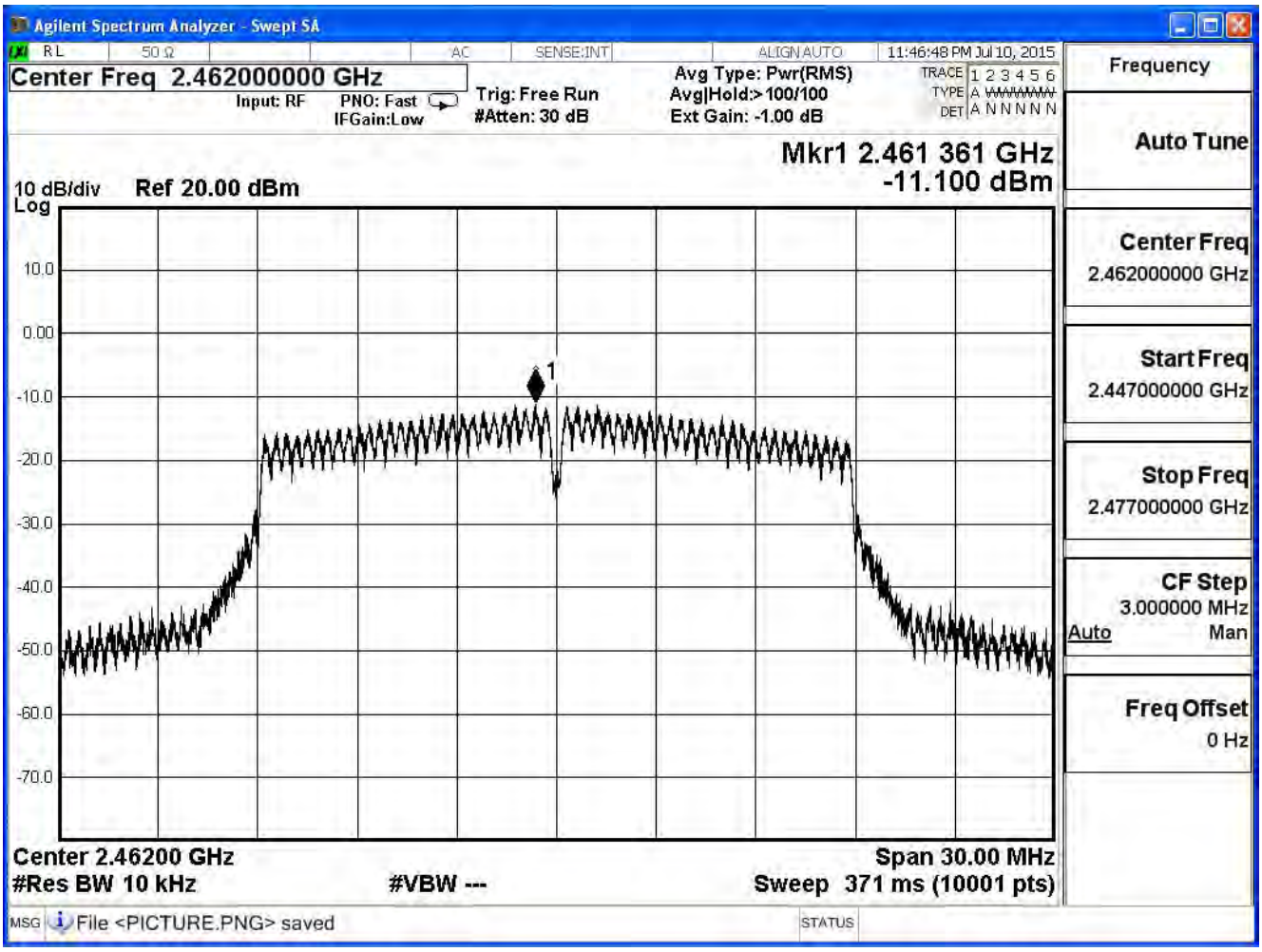

Product	Full HD Ultra-Wide View Wi-Fi Camera		
Test Item	Power Density		
Test Mode	Mode 1: Transmitter		
Date of Test	2015/07/10	Test Site	SR7

IEEE 802.11n (40MHz), ANT 0				
Channel No.	Frequency (MHz)	Measure Level (dBm)	Limit (dBm)	Result
3	2422	-16.214	≦8	Pass
6	2437	-14.638	≦8	Pass
9	2452	-15.528	≦8	Pass

Channel 3 (2422MHz)

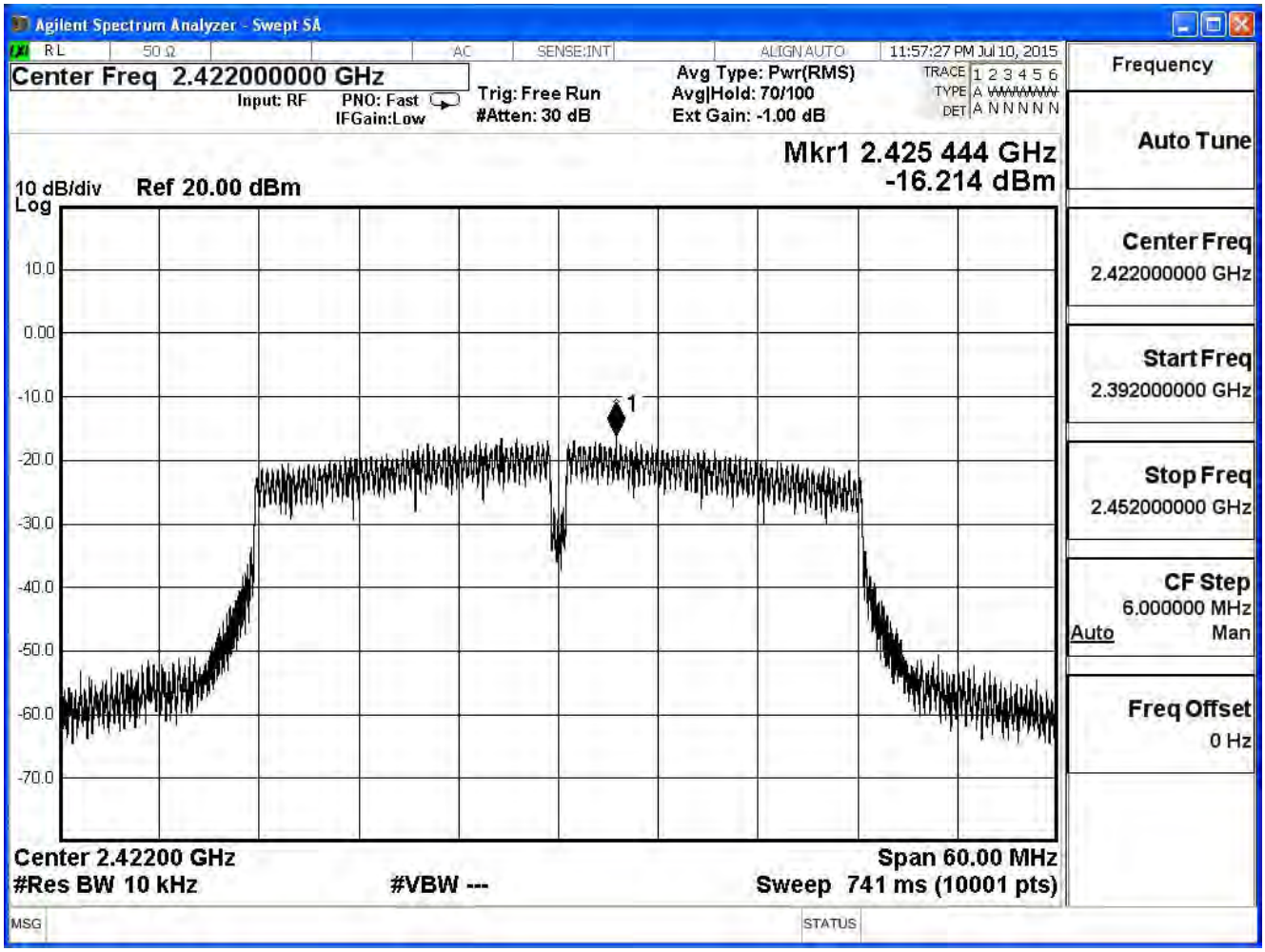

Channel 6 (2437MHz)

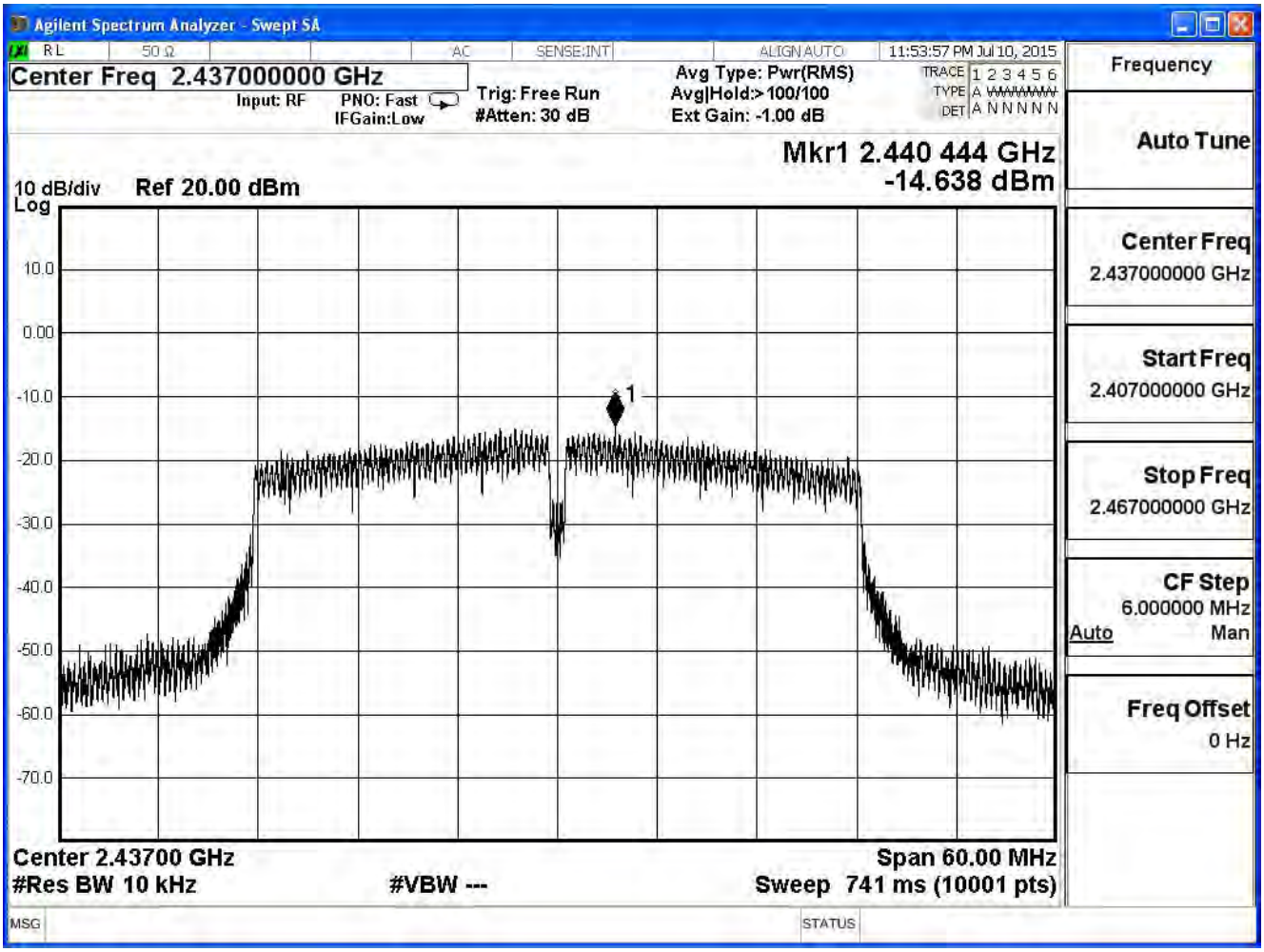
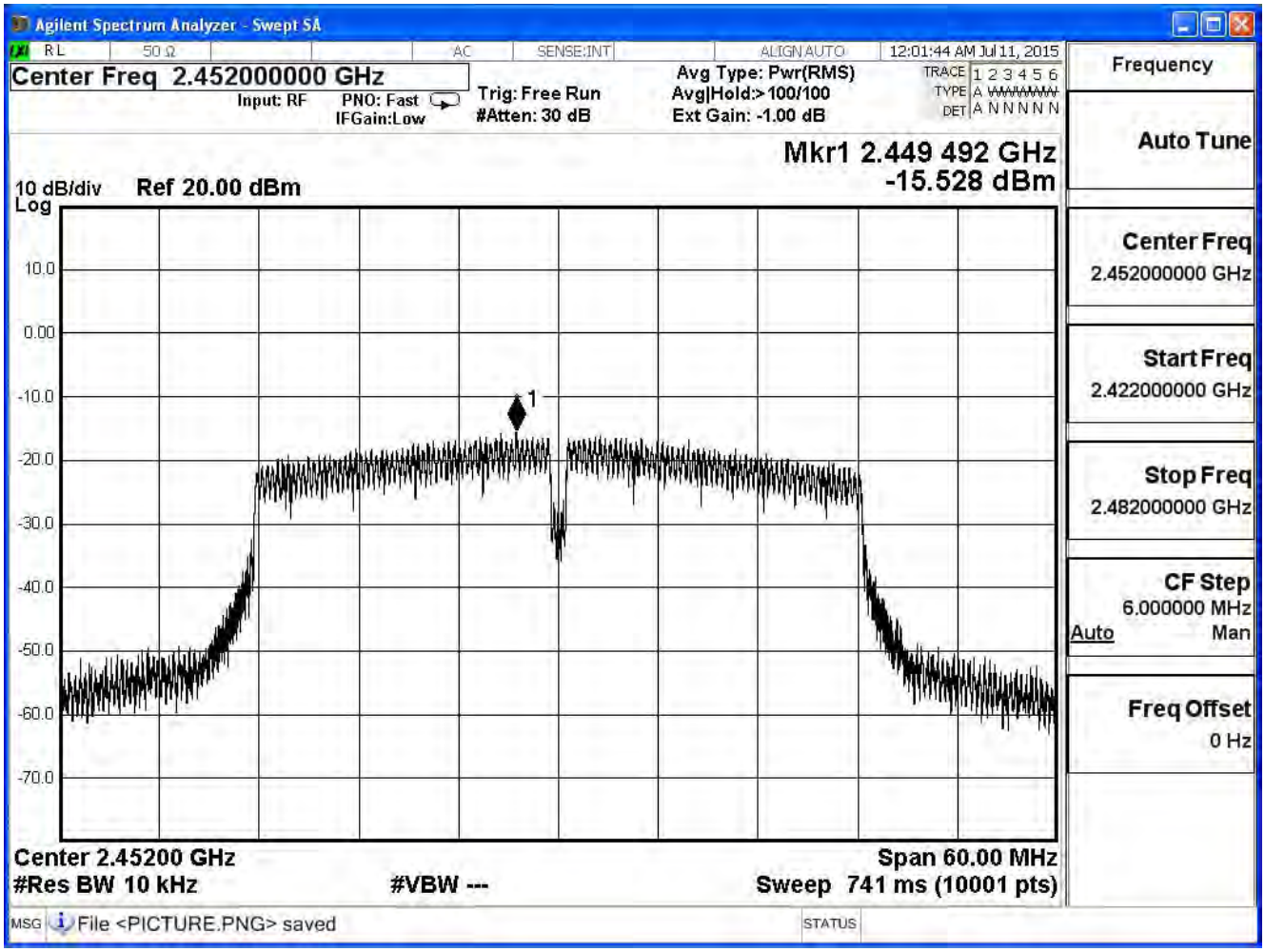
Channel 9 (2452MHz)