6. Radiated Emission

6.1. Test Equipment

The following test equipments are used during the radiated emission test:

Radiated Emission / CB1

Instrument	Manufacturer	Model No.	Serial No	Next Cal. Date
Bilog Antenna	SCHAFFNER	CBL6112B	2895(CB1)	2015/08/14
Double Ridged Guide Horn Antenna	Schwarzbeck	BBHA 9120	D743	2016/01/26
Pre-Amplifier	EMCI	EMC0031835	980233	2016/01/18
Signal & Spectrum Analyzer	R&S	FSV40	101049	2015/10/30
Horn Antenna	Schwarzbeck	BBHA 9170	203	2015/09/25
Pre-Amplifier	QuieTek	AP-025C	CHM-0706049	2016/01/18
Spectrum Analyzer	Agilent	E4440A	MY46187335	2016/01/07
k Type Cable	Huber Suhner	Sucoflex 102	25623/2	2016/01/26

Note: 1. All equipments that need to calibrate are with calibration period of 1 year.

6.2. Test Setup

Under 1GHz Test Setup:

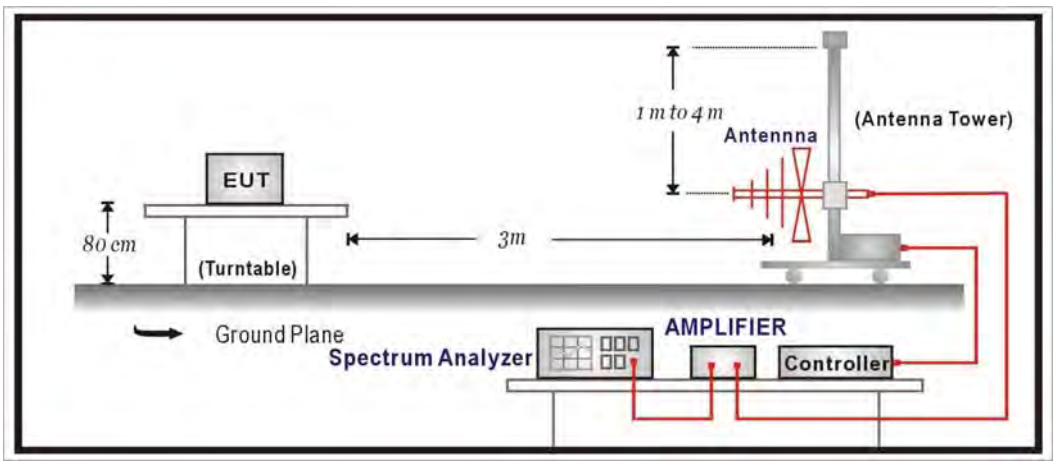

Above 1GHz Test Setup:

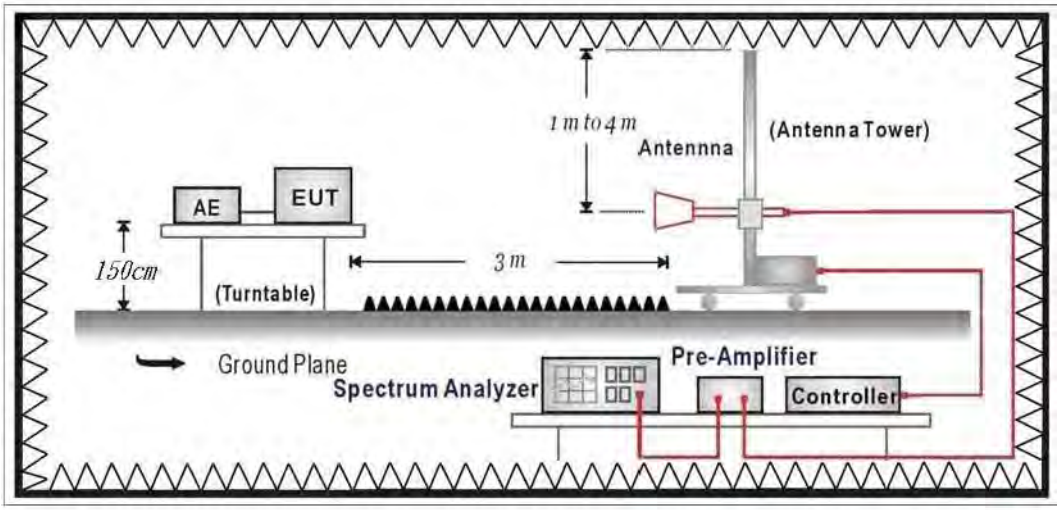

6.3. Limits

➢ **General Radiated Emission Limits**

The provisions of Section 15.205 of this part apply to intentional radiators operating under this section. Radiated emissions which fall in the restricted bands, as defined in Section 15.205, must also comply with the radiated emission limits specified in Section 15.209:

FCC Part 15 Subpart C Paragraph 15.209 Limits		
Frequency MHz	uV/m @3m	dBuV/m@3m
30-88	100	40
88-216	150	43.5
216-960	200	46
Above 960	500	54

Remark:

1. RF Voltage (dBuV) = 20 log RF Voltage (uV)
2. In the Above Table, the tighter limit applies at the band edges.
3. Distance refers to the distance in meters between the measuring instrument antenna and the closed point of any part of the device or system.

➢ **Unwanted Emission out of the restricted bands Limits**

FCC Part 15 Subpart C Paragraph 15.407(b) Limits		
Frequency (MHz)	EIRP Limit (dBm)	Equivalent Field Strength (dBuV/m@3m)
5150~5250	-27	68.3
5250~5350	-27	68.3
5470~5725	-27	68.3
5725~5850	-27 (Note1)	68.3
	-17 (Note2)	78.3

Remark:

1. For frequencies more than 10 MHz above or below the band edges.
2. For frequency range from the band edges to 10 MHz above or below the band edges.
3. uV/m = $\frac{1000000\sqrt{30 \times EIRP}}{3}$, RF Voltage (dBuV/m) = 20 log RF Voltage (uV/m)

6.4. Test Procedure

The EUT and its simulators are placed on a turn table which is 0.8 and 1.5 meter above ground. The turn table can rotate 360 degrees to determine the position of the maximum emission level. The EUT was positioned such that the distance from antenna to the EUT was 3 meters.
The antenna can move up and down between 1 meter and 4 meters to find out the maximum emission level.
Both horizontal and vertical polarization of the antenna are set on measurement. In order to find the maximum emission, all of the interface cables must be manipulated according to ANSI C63.10 on radiated measurement.
The additional latch filter below 1GHz was used to measure the level of harmonics radiated emission during field dtrength of harmonics measurement.
The bandwidth below 1GHz setting on the field strength meter is 120 KHz, above 1GHz are 1 MHz.
The frequency range from 30MHz to 10th harminics is checked.

6.5. Uncertainty

The measurement uncertainty
30MHz～1GHz as ±3.43dB
1GHz～26.5Ghz as ±3.65dB

6.6. Test Result

30MHz-1GHz Spurious

Site : CB1	**Time : 2015/07/14 - 15:50**
Limit : FCC_CLASS_B_03M_QP	**Margin : 6**
Probe : CB1_FCC_EFS_30-1G-2_1011 - HORIZONTAL	**Power : AC 120V/60Hz**
EUT : Full HD Ultra-Wide View Wi-Fi Camera	**Note : 802.11a_5220MHz**

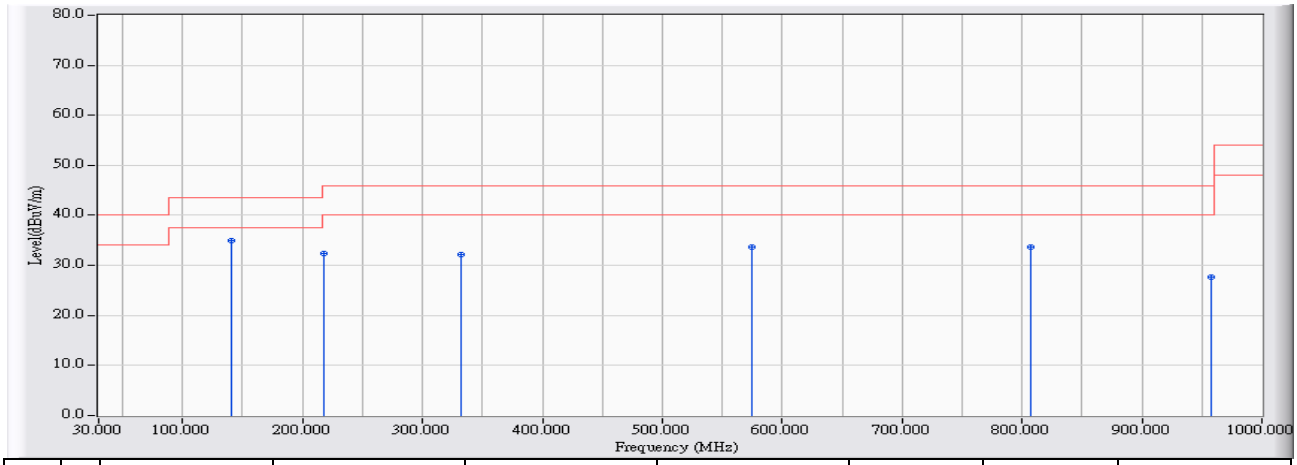

		Frequency (MHz)	Correct Factor (dB)	Reading Level (dBuV)	Measure Level (dBuV/m)	Margin (dB)	Limit (dBuV/m)	Detector Type
1	*	141.009	10.082	24.915	34.997	-8.503	43.500	QUASIPEAK
2		218.086	9.510	22.772	32.282	-13.718	46.000	QUASIPEAK
3		332.489	13.532	18.662	32.195	-13.805	46.000	QUASIPEAK
4		574.868	17.408	16.168	33.576	-12.424	46.000	QUASIPEAK
5		807.551	19.234	14.452	33.685	-12.315	46.000	QUASIPEAK
6		958.311	19.948	7.767	27.715	-18.285	46.000	QUASIPEAK

Note:

1. All Reading Levels are Quasi-Peak value.
2. " * ", means this data is the worst emission level.
3. Measurement Level = Reading Level + Correct Factor.

Site : CB1	**Time : 2015/07/14 - 15:55**
Limit : FCC_CLASS_B_03M_QP	**Margin : 6**
Probe : CB1_FCC_EFS_30-1G-2_1011 - VERTICAL	**Power : AC 120V/60Hz**
EUT : Full HD Ultra-Wide View Wi-Fi Camera	**Note : 802.11a_5220MHz**

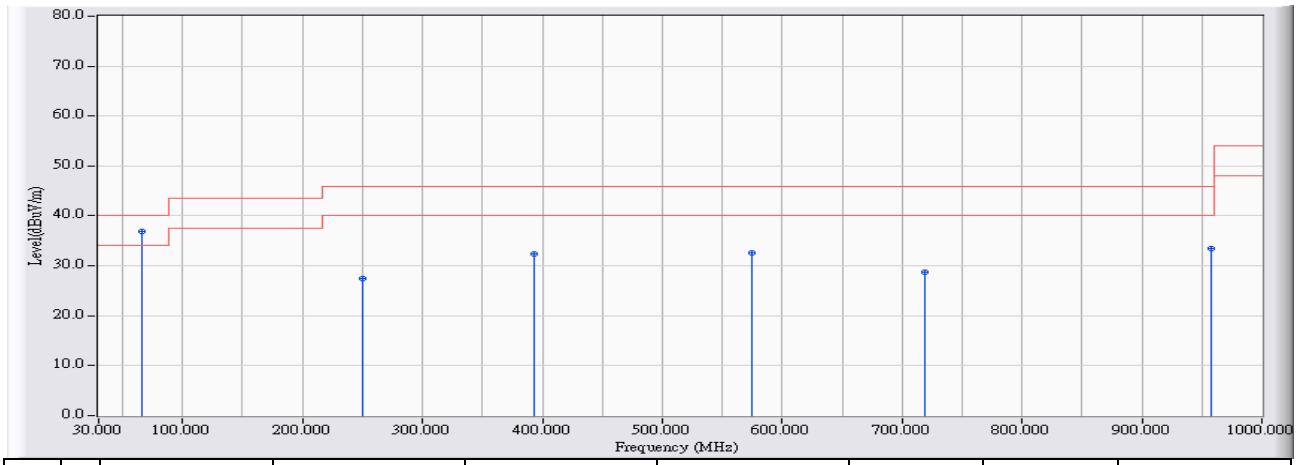

		Frequency (MHz)	Correct Factor (dB)	Reading Level (dBuV)	Measure Level (dBuV/m)	Margin (dB)	Limit (dBuV/m)	Detector Type
1	*	65.872	5.612	31.194	36.806	-3.194	40.000	QUASIPEAK
2		249.595	11.849	15.570	27.419	-18.581	46.000	QUASIPEAK
3		393.083	14.988	17.492	32.480	-13.520	46.000	QUASIPEAK
4		574.868	17.408	15.212	32.620	-13.380	46.000	QUASIPEAK
5		718.356	18.217	10.575	28.792	-17.208	46.000	QUASIPEAK
6		958.311	19.948	13.493	33.441	-12.559	46.000	QUASIPEAK

Note:

1. All Reading Levels are Quasi-Peak value.
2. " * ", means this data is the worst emission level.
3. Measurement Level = Reading Level + Correct Factor.

Site : CB1	**Time : 2015/07/14 - 16:00**
Limit : FCC_CLASS_B_03M_QP	**Margin : 6**
Probe : CB1_FCC_EFS_30-1G-2_1011 - HORIZONTAL	**Power : AC 120V/60Hz**
EUT : Full HD Ultra-Wide View Wi-Fi Camera	**Note : 802.11n20_5220MHz**

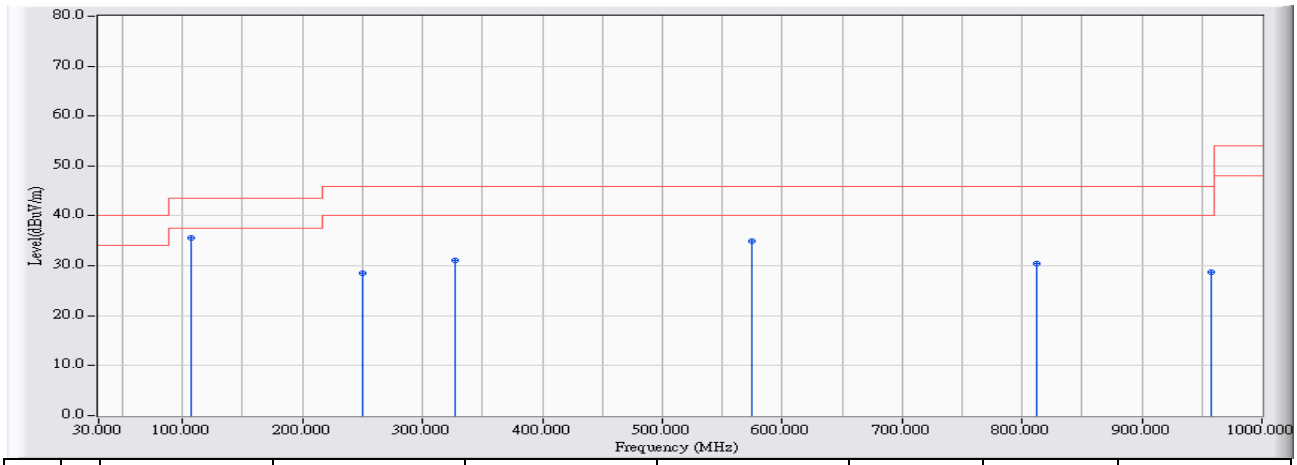

		Frequency (MHz)	Correct Factor (dB)	Reading Level (dBuV)	Measure Level (dBuV/m)	Margin (dB)	Limit (dBuV/m)	Detector Type
1	*	106.592	10.165	25.442	35.606	-7.894	43.500	QUASIPEAK
2		249.595	11.849	16.725	28.574	-17.426	46.000	QUASIPEAK
3		327.641	13.416	17.592	31.008	-14.992	46.000	QUASIPEAK
4		574.868	17.408	17.643	35.051	-10.949	46.000	QUASIPEAK
5		811.914	19.244	11.205	30.450	-15.550	46.000	QUASIPEAK
6		958.311	19.948	8.764	28.712	-17.288	46.000	QUASIPEAK

Note:

1. All Reading Levels are Quasi-Peak value.
2. " * ", means this data is the worst emission level.
3. Measurement Level = Reading Level + Correct Factor.

Site : CB1	**Time : 2015/07/14 - 16:05**
Limit : FCC_CLASS_B_03M_QP	**Margin : 6**
Probe : CB1_FCC_EFS_30-1G-2_1011 - VERTICAL	**Power : AC 120V/60Hz**
EUT : Full HD Ultra-Wide View Wi-Fi Camera	**Note : 802.11n20_5220MHz**

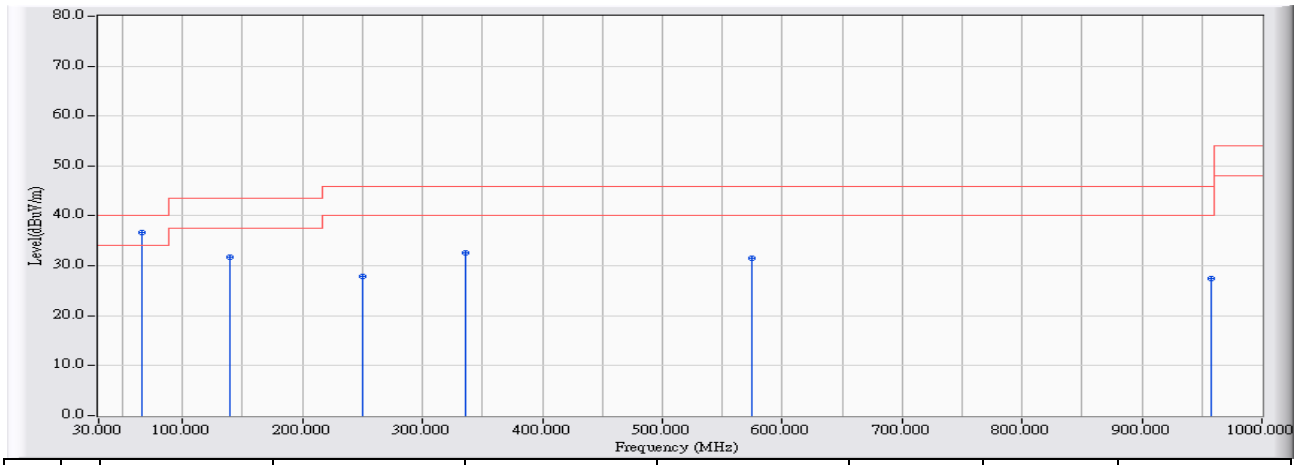

		Frequency (MHz)	Correct Factor (dB)	Reading Level (dBuV)	Measure Level (dBuV/m)	Margin (dB)	Limit (dBuV/m)	Detector Type
1	*	65.872	5.612	31.110	36.722	-3.278	40.000	QUASIPEAK
2		139.070	10.163	21.666	31.830	-11.670	43.500	QUASIPEAK
3		249.595	11.849	16.123	27.972	-18.028	46.000	QUASIPEAK
4		335.397	13.603	19.034	32.636	-13.364	46.000	QUASIPEAK
5		574.868	17.408	14.071	31.479	-14.521	46.000	QUASIPEAK
6		958.311	19.948	7.584	27.532	-18.468	46.000	QUASIPEAK

Note:

1. All Reading Levels are Quasi-Peak value.
2. " * ", means this data is the worst emission level.
3. Measurement Level = Reading Level + Correct Factor.

Site : CB1	**Time : 2015/07/14 - 16:10**
Limit : FCC_CLASS_B_03M_QP	**Margin : 6**
Probe : CB1_FCC_EFS_30-1G-2_1011 - HORIZONTAL	**Power : AC 120V/60Hz**
EUT : Full HD Ultra-Wide View Wi-Fi Camera	**Note : 802.11n40_5230MHz**

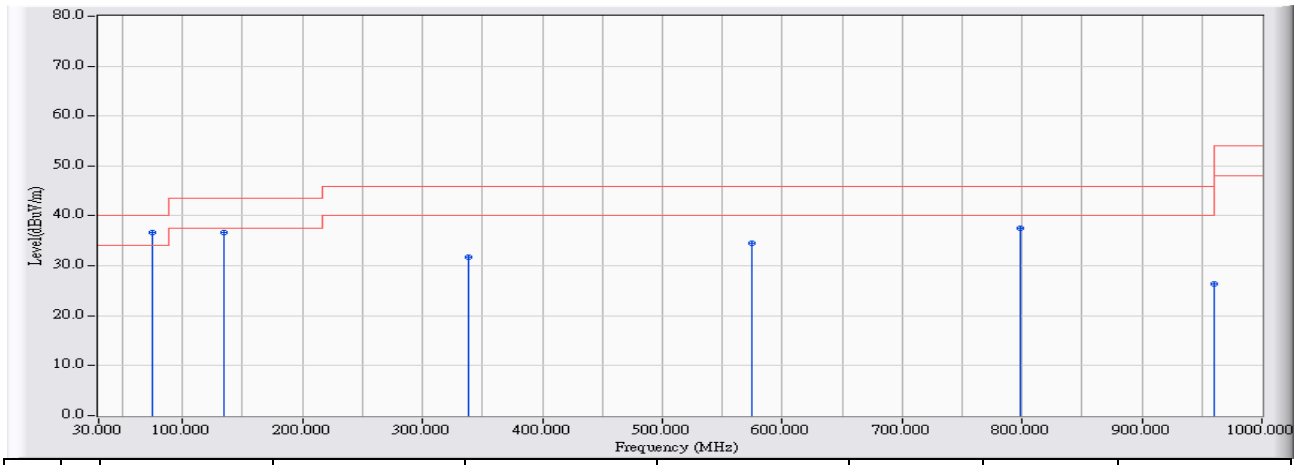

		Frequency (MHz)	Correct Factor (dB)	Reading Level (dBuV)	Measure Level (dBuV/m)	Margin (dB)	Limit (dBuV/m)	Detector Type
1	*	74.598	5.871	30.899	36.770	-3.230	40.000	QUASIPEAK
2		134.223	10.330	26.294	36.624	-6.876	43.500	QUASIPEAK
3		337.821	13.661	17.984	31.645	-14.355	46.000	QUASIPEAK
4		574.868	17.408	17.060	34.468	-11.532	46.000	QUASIPEAK
5		798.341	19.193	18.317	37.511	-8.489	46.000	QUASIPEAK
6		959.765	19.960	6.414	26.374	-19.626	46.000	QUASIPEAK

Note:

1. All Reading Levels are Quasi-Peak value.
2. " * ", means this data is the worst emission level.
3. Measurement Level = Reading Level + Correct Factor.

Site : CB1	**Time : 2015/07/14 - 16:15**
Limit : FCC_CLASS_B_03M_QP	**Margin : 6**
Probe : CB1_FCC_EFS_30-1G-2_1011 - VERTICAL	**Power : AC 120V/60Hz**
EUT : Full HD Ultra-Wide View Wi-Fi Camera	**Note : 802.11n40_5230MHz**

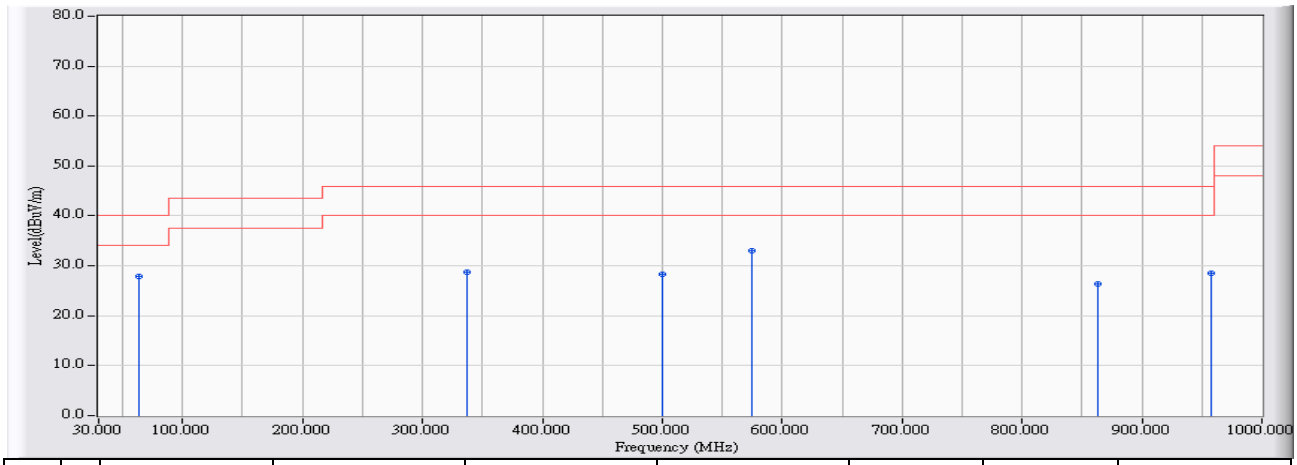

		Frequency (MHz)	Correct Factor (dB)	Reading Level (dBuV)	Measure Level (dBuV/m)	Margin (dB)	Limit (dBuV/m)	Detector Type
1	*	63.448	5.660	22.199	27.859	-12.141	40.000	QUASIPEAK
2		337.336	13.649	15.129	28.778	-17.222	46.000	QUASIPEAK
3		499.730	17.175	11.214	28.389	-17.611	46.000	QUASIPEAK
4		574.868	17.408	15.568	32.976	-13.024	46.000	QUASIPEAK
5		863.298	19.378	6.962	26.339	-19.661	46.000	QUASIPEAK
6		958.311	19.948	8.592	28.540	-17.460	46.000	QUASIPEAK

Note:

1. All Reading Levels are Quasi-Peak value.
2. " * ", means this data is the worst emission level.
3. Measurement Level = Reading Level + Correct Factor.

Site : CB1	**Time : 2015/07/14 - 16:20**
Limit : FCC_CLASS_B_03M_QP	**Margin : 6**
Probe : CB1_FCC_EFS_30-1G-2_1011 - HORIZONTAL	**Power : AC 120V/60Hz**
EUT : Full HD Ultra-Wide View Wi-Fi Camera	**Note : 802.11ac80_5210MHz**

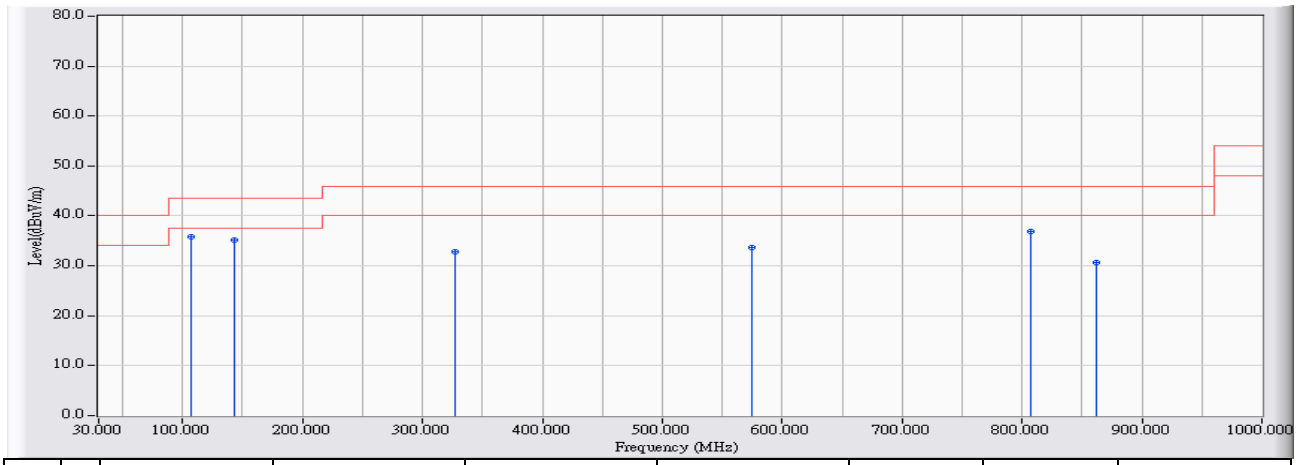

		Frequency (MHz)	Correct Factor (dB)	Reading Level (dBuV)	Measure Level (dBuV/m)	Margin (dB)	Limit (dBuV/m)	Detector Type
1	*	106.592	10.165	25.572	35.736	-7.764	43.500	QUASIPEAK
2		142.949	9.985	25.246	35.231	-8.269	43.500	QUASIPEAK
3		327.641	13.416	19.396	32.812	-13.188	46.000	QUASIPEAK
4		574.868	17.408	16.215	33.623	-12.377	46.000	QUASIPEAK
5		807.551	19.234	17.566	36.799	-9.201	46.000	QUASIPEAK
6		862.329	19.375	11.272	30.647	-15.353	46.000	QUASIPEAK

Note:

1. All Reading Levels are Quasi-Peak value.
2. " * ", means this data is the worst emission level.
3. Measurement Level = Reading Level + Correct Factor.

Site : CB1	**Time : 2015/07/14 - 16:25**
Limit : FCC_CLASS_B_03M_QP	**Margin : 6**
Probe : CB1_FCC_EFS_30-1G-2_1011 - VERTICAL	**Power : AC 120V/60Hz**
EUT : Full HD Ultra-Wide View Wi-Fi Camera	**Note : 802.11ac80_5210MHz**

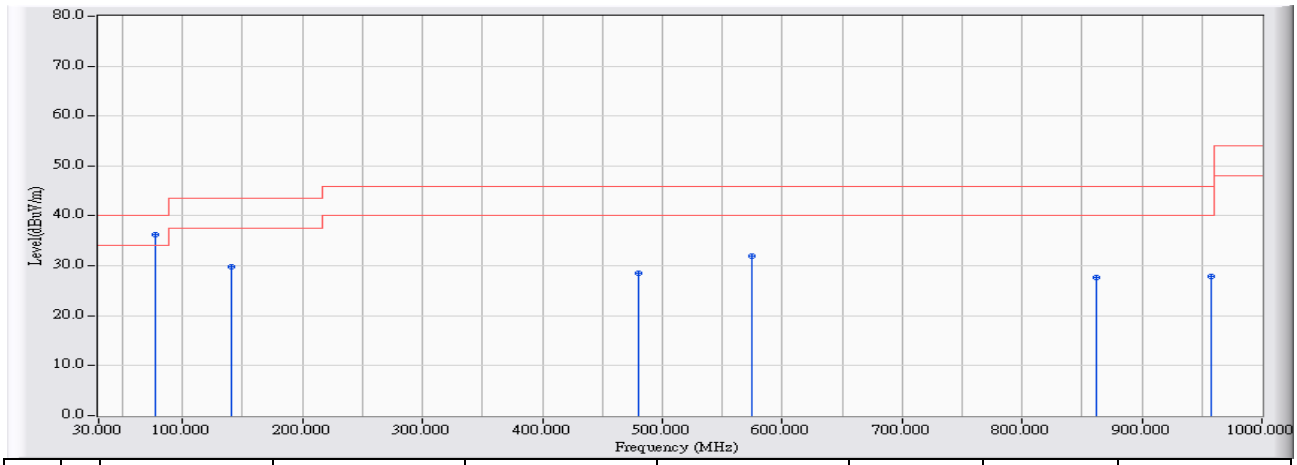

		Frequency (MHz)	Correct Factor (dB)	Reading Level (dBuV)	Measure Level (dBuV/m)	Margin (dB)	Limit (dBuV/m)	Detector Type
1	*	77.021	6.050	30.150	36.199	-3.801	40.000	QUASIPEAK
2		141.009	10.082	19.661	29.743	-13.757	43.500	QUASIPEAK
3		479.855	16.774	11.730	28.504	-17.496	46.000	QUASIPEAK
4		574.868	17.408	14.508	31.916	-14.084	46.000	QUASIPEAK
5		862.329	19.375	8.351	27.726	-18.274	46.000	QUASIPEAK
6		957.826	19.944	7.915	27.860	-18.140	46.000	QUASIPEAK

Note:

1. All Reading Levels are Quasi-Peak value.
2. " * ", means this data is the worst emission level.
3. Measurement Level = Reading Level + Correct Factor.

Site : CB1	**Time : 2015/07/15 - 10:00**
Limit : FCC_CLASS_B_03M_QP	**Margin : 6**
Probe : CB1_FCC_EFS_30-1G-2_1011 - HORIZONTAL	**Power : AC 120V/60Hz**
EUT : Full HD Ultra-Wide View Wi-Fi Camera	**Note : 802.11a_5300MHz**

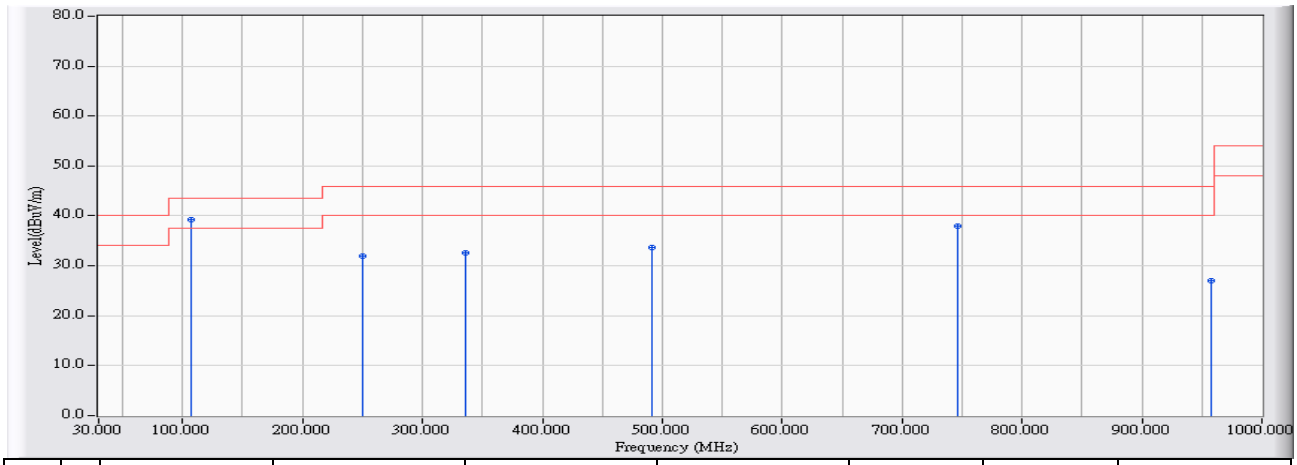

		Frequency (MHz)	Correct Factor (dB)	Reading Level (dBuV)	Measure Level (dBuV/m)	Margin (dB)	Limit (dBuV/m)	Detector Type
1	*	106.592	10.165	29.112	39.276	-4.224	43.500	QUASIPEAK
2		249.595	11.849	20.042	31.891	-14.109	46.000	QUASIPEAK
3		335.397	13.603	19.042	32.644	-13.356	46.000	QUASIPEAK
4		491.974	17.020	16.741	33.761	-12.239	46.000	QUASIPEAK
5		746.472	18.560	19.415	37.975	-8.025	46.000	QUASIPEAK
6		958.311	19.948	7.085	27.033	-18.967	46.000	QUASIPEAK

Note:

1. All Reading Levels are Quasi-Peak value.
2. " * ", means this data is the worst emission level.
3. Measurement Level = Reading Level + Correct Factor.

Site : CB1	**Time : 2015/07/15 - 10:05**
Limit : FCC_CLASS_B_03M_QP	**Margin : 6**
Probe : CB1_FCC_EFS_30-1G-2_1011 - VERTICAL	**Power : AC 120V/60Hz**
EUT : Full HD Ultra-Wide View Wi-Fi Camera	**Note : 802.11a_5300MHz**

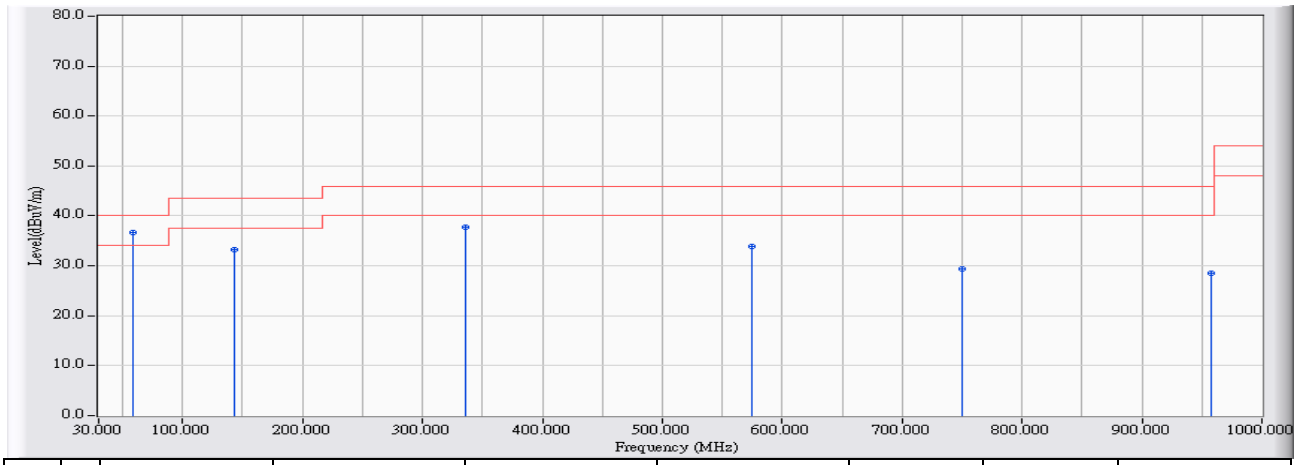

		Frequency (MHz)	Correct Factor (dB)	Reading Level (dBuV)	Measure Level (dBuV/m)	Margin (dB)	Limit (dBuV/m)	Detector Type
1	*	58.601	5.836	30.834	36.669	-3.331	40.000	QUASIPEAK
2		142.949	9.985	23.328	33.313	-10.187	43.500	QUASIPEAK
3		335.397	13.603	24.083	37.685	-8.315	46.000	QUASIPEAK
4		574.868	17.408	16.575	33.983	-12.017	46.000	QUASIPEAK
5		749.865	18.602	10.735	29.337	-16.663	46.000	QUASIPEAK
6		958.311	19.948	8.537	28.485	-17.515	46.000	QUASIPEAK

Note:

1. All Reading Levels are Quasi-Peak value.
2. " * ", means this data is the worst emission level.
3. Measurement Level = Reading Level + Correct Factor.

Site : CB1	**Time : 2015/07/15 - 10:10**
Limit : FCC_CLASS_B_03M_QP	**Margin : 6**
Probe : CB1_FCC_EFS_30-1G-2_1011 - HORIZONTAL	**Power : AC 120V/60Hz**
EUT : Full HD Ultra-Wide View Wi-Fi Camera	**Note : 802.11n20_5300MHz**

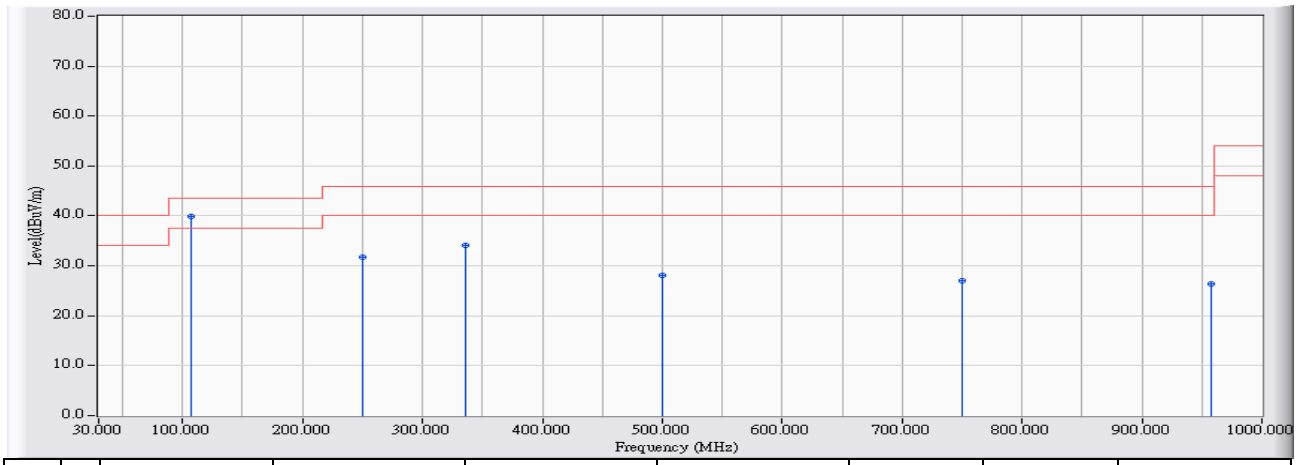

		Frequency (MHz)	Correct Factor (dB)	Reading Level (dBuV)	Measure Level (dBuV/m)	Margin (dB)	Limit (dBuV/m)	Detector Type
1	*	106.592	10.165	29.666	39.830	-3.670	43.500	QUASIPEAK
2		249.595	11.849	19.836	31.685	-14.315	46.000	QUASIPEAK
3		335.397	13.603	20.509	34.111	-11.889	46.000	QUASIPEAK
4		499.730	17.175	10.858	28.033	-17.967	46.000	QUASIPEAK
5		749.865	18.602	8.492	27.094	-18.906	46.000	QUASIPEAK
6		958.311	19.948	6.420	26.368	-19.632	46.000	QUASIPEAK

Note:

1. All Reading Levels are Quasi-Peak value.
2. " * ", means this data is the worst emission level.
3. Measurement Level = Reading Level + Correct Factor.

Site : CB1	**Time : 2015/07/15 -10:15**
Limit : FCC_CLASS_B_03M_QP	**Margin : 6**
Probe : CB1_FCC_EFS_30-1G-2_1011 - VERTICAL	**Power : AC 120V/60Hz**
EUT : Full HD Ultra-Wide View Wi-Fi Camera	**Note : 802.11n20_5300MHz**

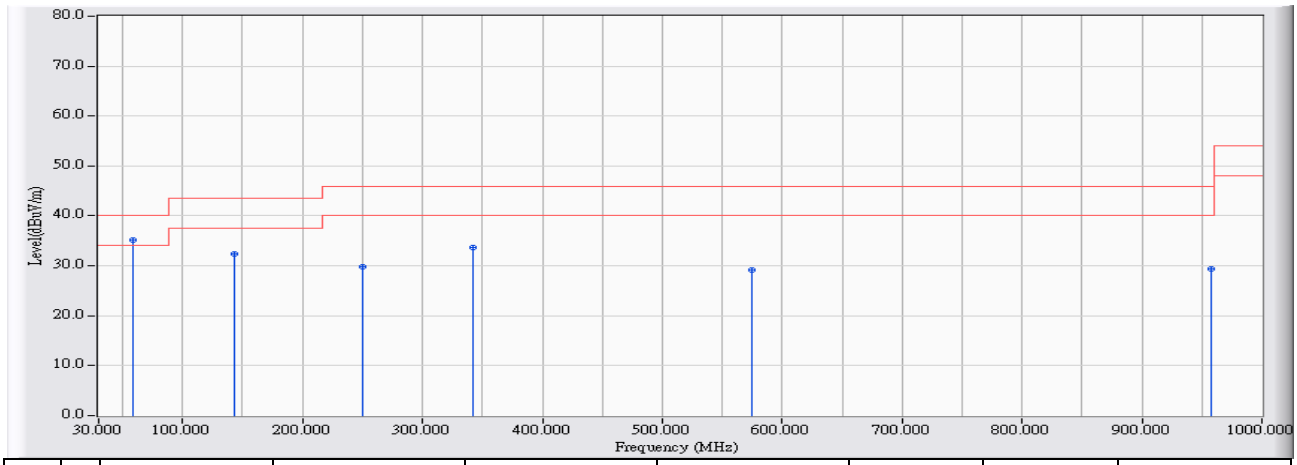

		Frequency (MHz)	Correct Factor (dB)	Reading Level (dBuV)	Measure Level (dBuV/m)	Margin (dB)	Limit (dBuV/m)	Detector Type
1	*	58.601	5.836	29.273	35.108	-4.892	40.000	QUASIPEAK
2		142.949	9.985	22.329	32.314	-11.186	43.500	QUASIPEAK
3		249.595	11.849	18.022	29.871	-16.129	46.000	QUASIPEAK
4		342.669	13.778	19.851	33.628	-12.372	46.000	QUASIPEAK
5		574.868	17.408	11.781	29.189	-16.811	46.000	QUASIPEAK
6		958.311	19.948	9.423	29.371	-16.629	46.000	QUASIPEAK

Note:

1. All Reading Levels are Quasi-Peak value.
2. " * ", means this data is the worst emission level.
3. Measurement Level = Reading Level + Correct Factor.

Site : CB1	**Time : 2015/07/15 - 10:20**
Limit : FCC_CLASS_B_03M_QP	**Margin : 6**
Probe : CB1_FCC_EFS_30-1G-2_1011 - HORIZONTAL	**Power : AC 120V/60Hz**
EUT : Full HD Ultra-Wide View Wi-Fi Camera	**Note : 802.11n40_5310MHz**

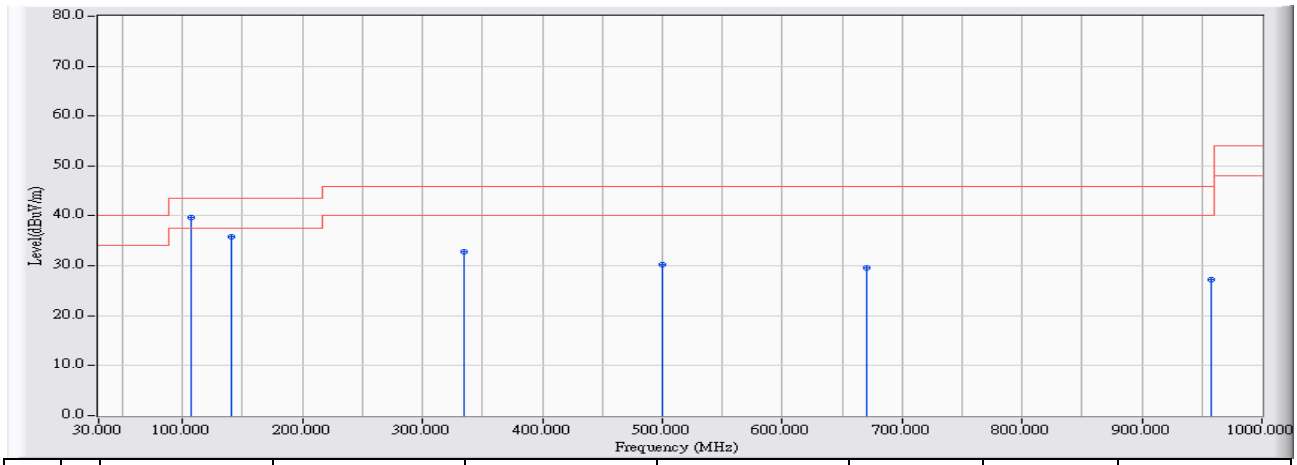

		Frequency (MHz)	Correct Factor (dB)	Reading Level (dBuV)	Measure Level (dBuV/m)	Margin (dB)	Limit (dBuV/m)	Detector Type
1	*	106.592	10.165	29.449	39.613	-3.887	43.500	QUASIPEAK
2		141.009	10.082	25.780	35.862	-7.638	43.500	QUASIPEAK
3		334.913	13.591	19.319	32.910	-13.090	46.000	QUASIPEAK
4		499.730	17.175	12.999	30.174	-15.826	46.000	QUASIPEAK
5		670.365	17.842	11.692	29.534	-16.466	46.000	QUASIPEAK
6		958.311	19.948	7.302	27.250	-18.750	46.000	QUASIPEAK

Note:

1. All Reading Levels are Quasi-Peak value.
2. " * ", means this data is the worst emission level.
3. Measurement Level = Reading Level + Correct Factor.

Site : CB1	**Time : 2015/07/15 -10:25**
Limit : FCC_CLASS_B_03M_QP	**Margin : 6**
Probe : CB1_FCC_EFS_30-1G-2_1011 - VERTICAL	**Power : AC 120V/60Hz**
EUT : Full HD Ultra-Wide View Wi-Fi Camera	**Note : 802.11n40_5310MHz**

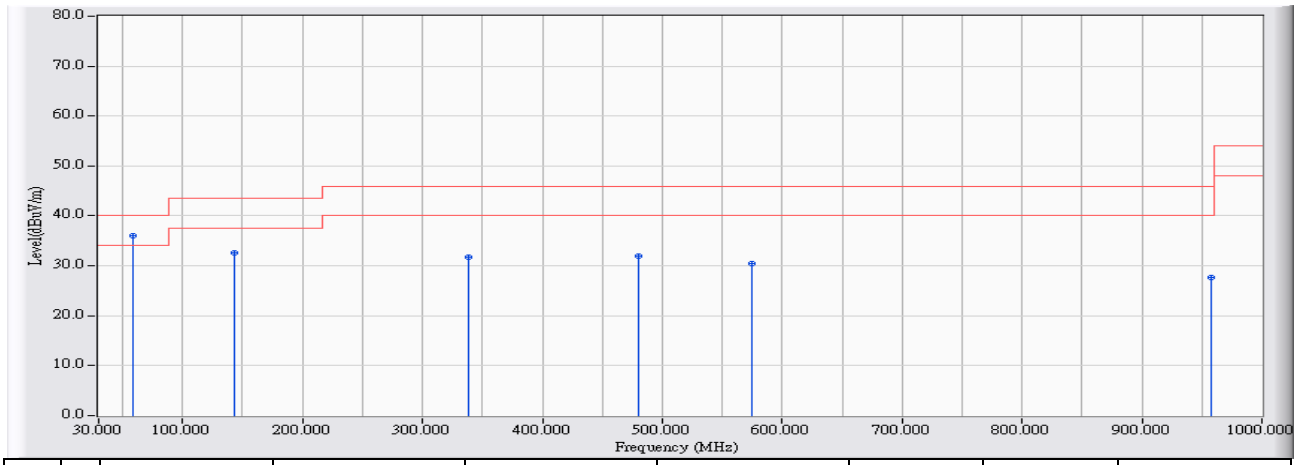

		Frequency (MHz)	Correct Factor (dB)	Reading Level (dBuV)	Measure Level (dBuV/m)	Margin (dB)	Limit (dBuV/m)	Detector Type
1	*	58.601	5.836	30.287	36.122	-3.878	40.000	QUASIPEAK
2		142.949	9.985	22.663	32.648	-10.852	43.500	QUASIPEAK
3		337.821	13.661	18.110	31.771	-14.229	46.000	QUASIPEAK
4		479.855	16.774	15.263	32.037	-13.963	46.000	QUASIPEAK
5		574.868	17.408	12.986	30.394	-15.606	46.000	QUASIPEAK
6		958.311	19.948	7.774	27.722	-18.278	46.000	QUASIPEAK

Note:

1. All Reading Levels are Quasi-Peak value.
2. " * ", means this data is the worst emission level.
3. Measurement Level = Reading Level + Correct Factor.

Site : CB1	**Time : 2015/07/15 - 10:30**
Limit : FCC_CLASS_B_03M_QP	**Margin : 6**
Probe : CB1_FCC_EFS_30-1G-2_1011 - HORIZONTAL	**Power : AC 120V/60Hz**
EUT : Full HD Ultra-Wide View Wi-Fi Camera	**Note : 802.11ac80_5290MHz**

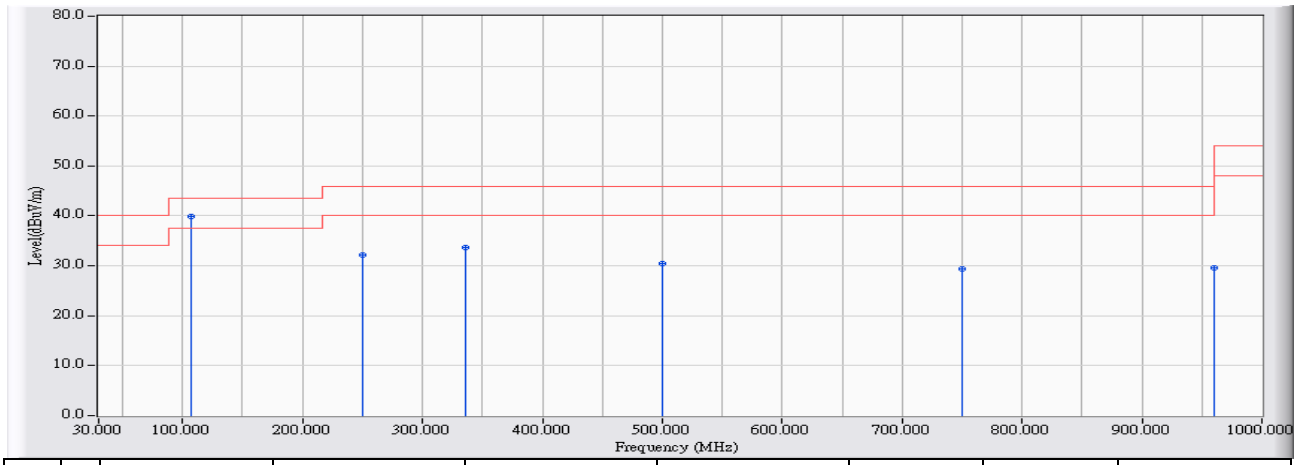

		Frequency (MHz)	Correct Factor (dB)	Reading Level (dBuV)	Measure Level (dBuV/m)	Margin (dB)	Limit (dBuV/m)	Detector Type
1	*	106.592	10.165	29.785	39.949	-3.551	43.500	QUASIPEAK
2		249.595	11.849	20.279	32.128	-13.872	46.000	QUASIPEAK
3		335.397	13.603	20.120	33.722	-12.278	46.000	QUASIPEAK
4		499.730	17.175	13.378	30.553	-15.447	46.000	QUASIPEAK
5		749.865	18.602	10.735	29.337	-16.663	46.000	QUASIPEAK
6		959.765	19.960	9.569	29.529	-16.471	46.000	QUASIPEAK

Note:

1. All Reading Levels are Quasi-Peak value.
2. " * ", means this data is the worst emission level.
3. Measurement Level = Reading Level + Correct Factor.

Site : CB1	**Time : 2015/07/15 - 10:35**
Limit : FCC_CLASS_B_03M_QP	**Margin : 6**
Probe : CB1_FCC_EFS_30-1G-2_1011 - VERTICAL	**Power : AC 120V/60Hz**
EUT : Full HD Ultra-Wide View Wi-Fi Camera	**Note : 802.11ac80_5290MHz**

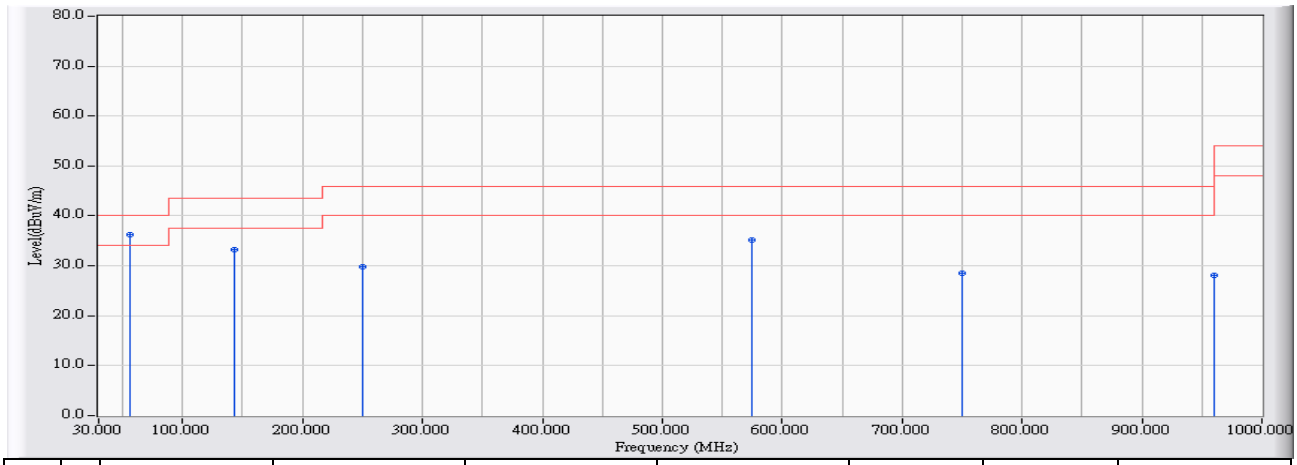

		Frequency (MHz)	Correct Factor (dB)	Reading Level (dBuV)	Measure Level (dBuV/m)	Margin (dB)	Limit (dBuV/m)	Detector Type
1	*	55.692	6.061	30.184	36.245	-3.755	40.000	QUASIPEAK
2		142.949	9.985	23.215	33.200	-10.300	43.500	QUASIPEAK
3		249.595	11.849	17.918	29.767	-16.233	46.000	QUASIPEAK
4		574.868	17.408	17.820	35.228	-10.772	46.000	QUASIPEAK
5		749.865	18.602	10.030	28.632	-17.368	46.000	QUASIPEAK
6		959.765	19.960	8.166	28.126	-17.874	46.000	QUASIPEAK

Note:

1. All Reading Levels are Quasi-Peak value.
2. " * ", means this data is the worst emission level.
3. Measurement Level = Reading Level + Correct Factor.

Site : CB1	**Time : 2015/07/15 - 10:30**
Limit : FCC_CLASS_B_03M_QP	**Margin : 6**
Probe : CB1_FCC_EFS_30-1G-2_1011 - HORIZONTAL	**Power : AC 120V/60Hz**
EUT : Full HD Ultra-Wide View Wi-Fi Camera	**Note : 802.11a_5580MHz**

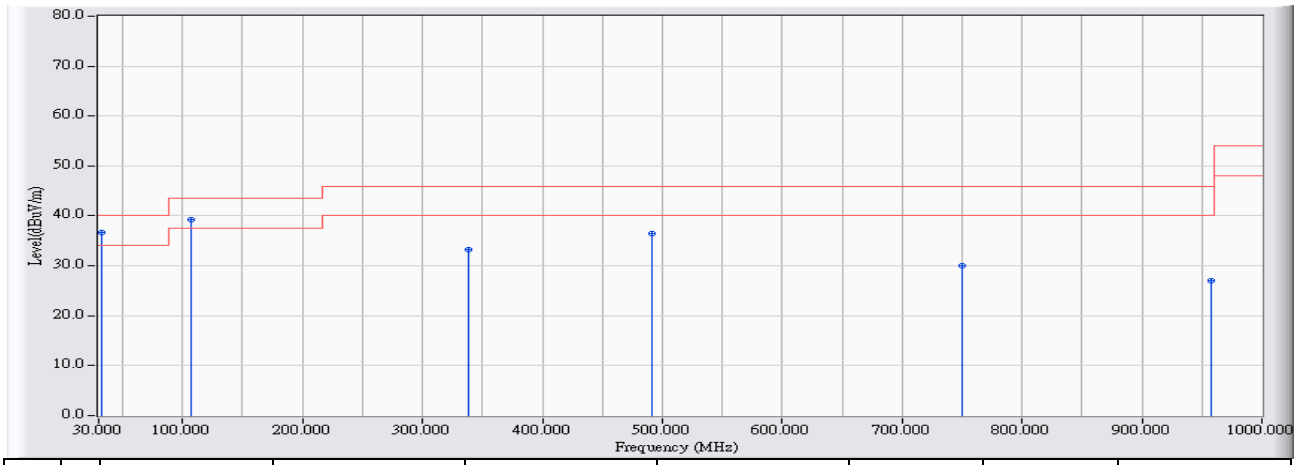

		Frequency (MHz)	Correct Factor (dB)	Reading Level (dBuV)	Measure Level (dBuV/m)	Margin (dB)	Limit (dBuV/m)	Detector Type
1	*	32.909	13.128	23.578	36.706	-3.294	40.000	QUASIPEAK
2		106.592	10.165	29.182	39.346	-4.154	43.500	QUASIPEAK
3		337.821	13.661	19.549	33.210	-12.790	46.000	QUASIPEAK
4		491.974	17.020	19.467	36.487	-9.513	46.000	QUASIPEAK
5		749.865	18.602	11.351	29.953	-16.047	46.000	QUASIPEAK
6		958.311	19.948	7.010	26.958	-19.042	46.000	QUASIPEAK

Note:

1. All Reading Levels are Quasi-Peak value.
2. " * ", means this data is the worst emission level.
3. Measurement Level = Reading Level + Correct Factor.

Site : CB1	**Time : 2015/07/15 - 10:36**
Limit : FCC_CLASS_B_03M_QP	**Margin : 6**
Probe : CB1_FCC_EFS_30-1G-2_1011 - VERTICAL	**Power : AC 120V/60Hz**
EUT : Full HD Ultra-Wide View Wi-Fi Camera	**Note : 802.11a_5580MHz**

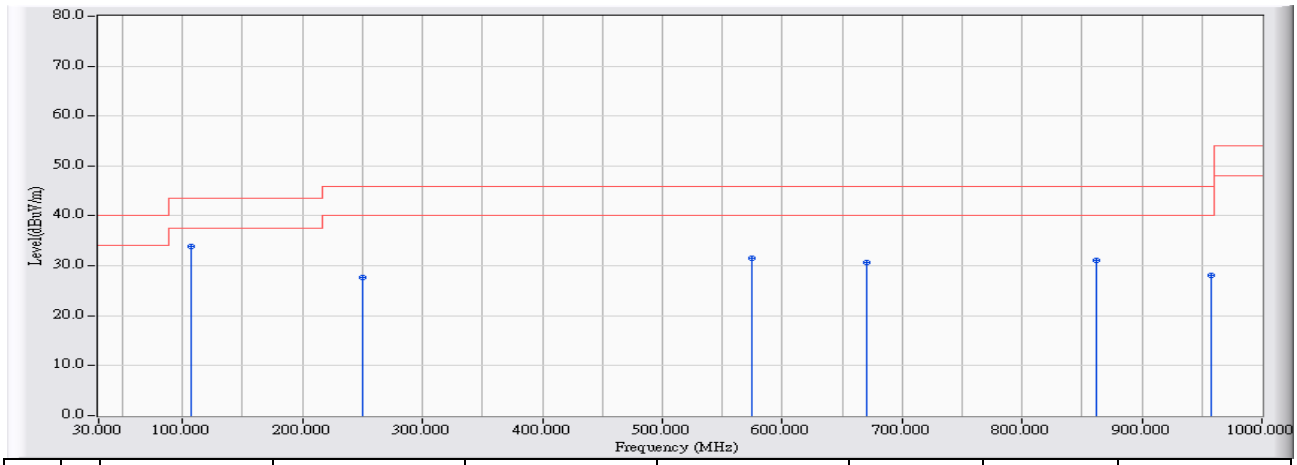

		Frequency (MHz)	Correct Factor (dB)	Reading Level (dBuV)	Measure Level (dBuV/m)	Margin (dB)	Limit (dBuV/m)	Detector Type
1	*	106.592	10.165	23.653	33.817	-9.683	43.500	QUASIPEAK
2		249.595	11.849	15.763	27.612	-18.388	46.000	QUASIPEAK
3		574.868	17.408	14.168	31.576	-14.424	46.000	QUASIPEAK
4		670.365	17.842	12.785	30.627	-15.373	46.000	QUASIPEAK
5		862.329	19.375	11.815	31.190	-14.810	46.000	QUASIPEAK
6		958.311	19.948	8.220	28.168	-17.832	46.000	QUASIPEAK

Note:

1. All Reading Levels are Quasi-Peak value.
2. " * ", means this data is the worst emission level.
3. Measurement Level = Reading Level + Correct Factor.

Site : CB1	**Time : 2015/07/15 - 10:42**
Limit : FCC_CLASS_B_03M_QP	**Margin : 6**
Probe : CB1_FCC_EFS_30-1G-2_1011 - HORIZONTAL	**Power : AC 120V/60Hz**
EUT : Full HD Ultra-Wide View Wi-Fi Camera	**Note : 802.11n20_5580MHz**

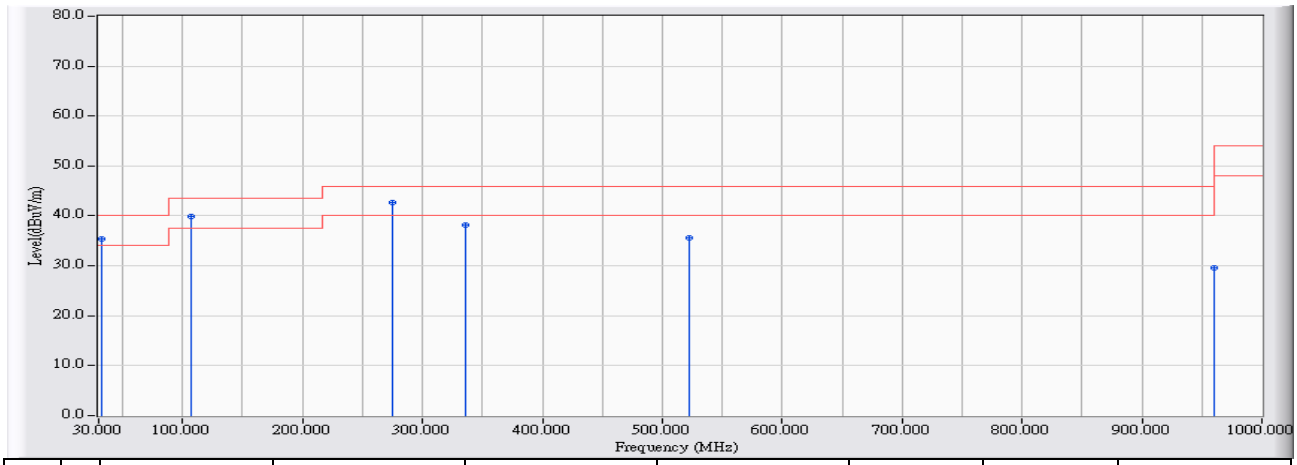

		Frequency (MHz)	Correct Factor (dB)	Reading Level (dBuV)	Measure Level (dBuV/m)	Margin (dB)	Limit (dBuV/m)	Detector Type
1		32.909	13.128	22.209	35.337	-4.663	40.000	QUASIPEAK
2		106.592	10.165	29.710	39.874	-3.626	43.500	QUASIPEAK
3	*	274.803	12.314	30.377	42.691	-3.309	46.000	QUASIPEAK
4		335.397	13.603	24.492	38.094	-7.906	46.000	QUASIPEAK
5		522.514	17.250	18.421	35.671	-10.329	46.000	QUASIPEAK
6		959.765	19.960	9.643	29.603	-16.397	46.000	QUASIPEAK

Note:

1. All Reading Levels are Quasi-Peak value.
2. " * ", means this data is the worst emission level.
3. Measurement Level = Reading Level + Correct Factor.

Site : CB1	**Time : 2015/07/15 - 10:47**
Limit : FCC_CLASS_B_03M_QP	**Margin : 6**
Probe : CB1_FCC_EFS_30-1G-2_1011 - VERTICAL	**Power : AC 120V/60Hz**
EUT : Full HD Ultra-Wide View Wi-Fi Camera	**Note : 802.11n20_5580MHz**

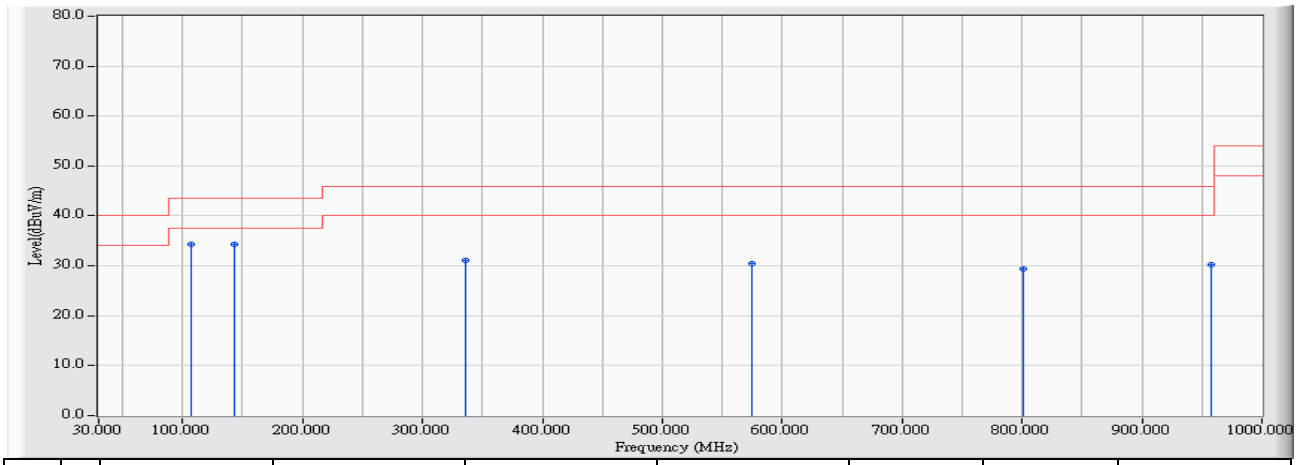

		Frequency (MHz)	Correct Factor (dB)	Reading Level (dBuV)	Measure Level (dBuV/m)	Margin (dB)	Limit (dBuV/m)	Detector Type
1		106.592	10.165	24.106	34.270	-9.230	43.500	QUASIPEAK
2	*	142.949	9.985	24.364	34.349	-9.151	43.500	QUASIPEAK
3		335.397	13.603	17.394	30.996	-15.004	46.000	QUASIPEAK
4		574.868	17.408	13.112	30.520	-15.480	46.000	QUASIPEAK
5		800.765	19.216	10.111	29.327	-16.673	46.000	QUASIPEAK
6		957.826	19.944	10.384	30.329	-15.671	46.000	QUASIPEAK

Note:

1. All Reading Levels are Quasi-Peak value.
2. " * ", means this data is the worst emission level.
3. Measurement Level = Reading Level + Correct Factor.

Site : CB1	**Time : 2015/07/15 - 10:52**
Limit : FCC_CLASS_B_03M_QP	**Margin : 6**
Probe : CB1_FCC_EFS_30-1G-2_1011 - HORIZONTAL	**Power : AC 120V/60Hz**
EUT : Full HD Ultra-Wide View Wi-Fi Camera	**Note : 802.11n40_5510MHz**

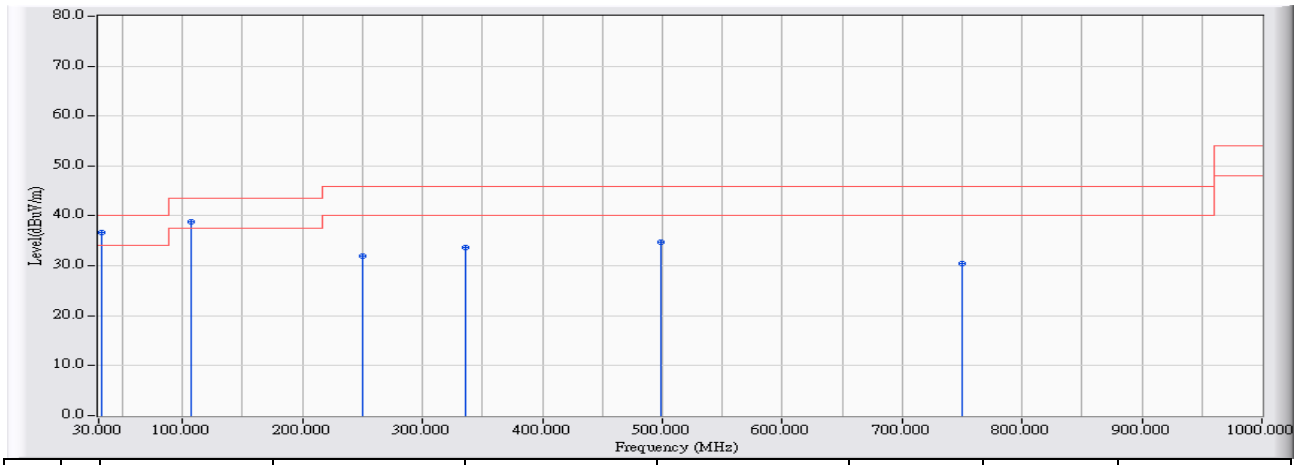

		Frequency (MHz)	Correct Factor (dB)	Reading Level (dBuV)	Measure Level (dBuV/m)	Margin (dB)	Limit (dBuV/m)	Detector Type
1	*	32.909	13.128	23.524	36.652	-3.348	40.000	QUASIPEAK
2		106.592	10.165	28.678	38.842	-4.658	43.500	QUASIPEAK
3		249.595	11.849	20.115	31.964	-14.036	46.000	QUASIPEAK
4		335.397	13.603	19.978	33.580	-12.420	46.000	QUASIPEAK
5		498.276	17.148	17.615	34.763	-11.237	46.000	QUASIPEAK
6		749.865	18.602	11.771	30.373	-15.627	46.000	QUASIPEAK

Note:

1. All Reading Levels are Quasi-Peak value.
2. " * ", means this data is the worst emission level.
3. Measurement Level = Reading Level + Correct Factor.

Site : CB1	**Time : 2015/07/15 - 10:58**
Limit : FCC_CLASS_B_03M_QP	**Margin : 6**
Probe : CB1_FCC_EFS_30-1G-2_1011 - VERTICAL	**Power : AC 120V/60Hz**
EUT : Full HD Ultra-Wide View Wi-Fi Camera	**Note : 802.11n40_5510MHz**

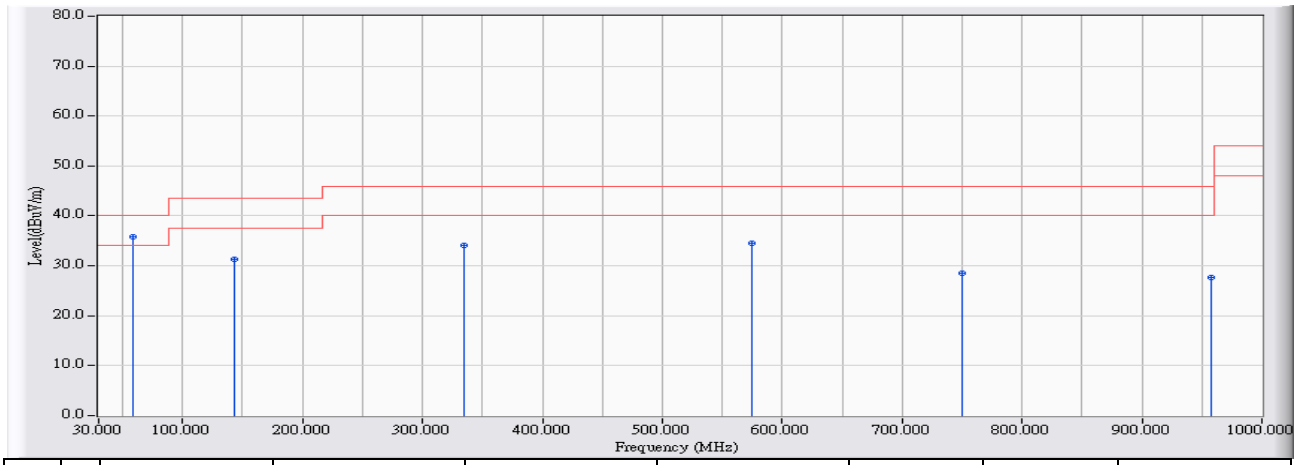

		Frequency (MHz)	Correct Factor (dB)	Reading Level (dBuV)	Measure Level (dBuV/m)	Margin (dB)	Limit (dBuV/m)	Detector Type
1	*	58.601	5.836	29.910	35.745	-4.255	40.000	QUASIPEAK
2		142.949	9.985	21.349	31.334	-12.166	43.500	QUASIPEAK
3		334.913	13.591	20.615	34.206	-11.794	46.000	QUASIPEAK
4		574.868	17.408	17.086	34.494	-11.506	46.000	QUASIPEAK
5		749.865	18.602	10.014	28.616	-17.384	46.000	QUASIPEAK
6		958.311	19.948	7.743	27.691	-18.309	46.000	QUASIPEAK

Note:

1. All Reading Levels are Quasi-Peak value.
2. " * ", means this data is the worst emission level.
3. Measurement Level = Reading Level + Correct Factor.

Site : CB1	**Time : 2015/07/15 - 11:01**
Limit : FCC_CLASS_B_03M_QP	**Margin : 6**
Probe : CB1_FCC_EFS_30-1G-2_1011 - HORIZONTAL	**Power : AC 120V/60Hz**
EUT : Full HD Ultra-Wide View Wi-Fi Camera	**Note : 802.11ac80_5530MHz**

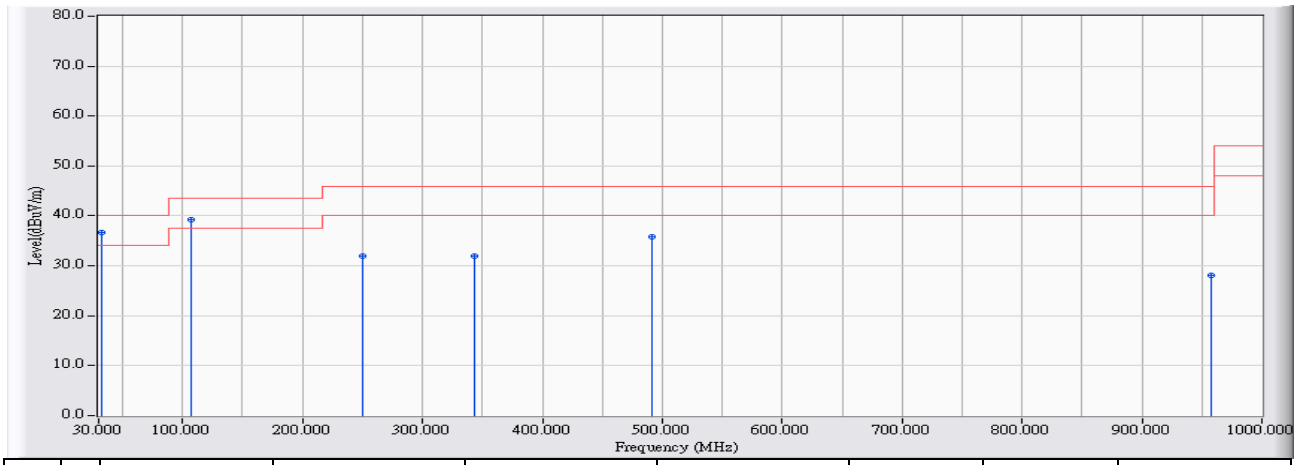

		Frequency (MHz)	Correct Factor (dB)	Reading Level (dBuV)	Measure Level (dBuV/m)	Margin (dB)	Limit (dBuV/m)	Detector Type
1	*	32.909	13.128	23.624	36.752	-3.248	40.000	QUASIPEAK
2		106.592	10.165	29.079	39.243	-4.257	43.500	QUASIPEAK
3		249.595	11.849	20.124	31.973	-14.027	46.000	QUASIPEAK
4		343.153	13.789	18.122	31.911	-14.089	46.000	QUASIPEAK
5		491.004	17.000	18.814	35.814	-10.186	46.000	QUASIPEAK
6		958.311	19.948	8.142	28.090	-17.910	46.000	QUASIPEAK

Note:

1. All Reading Levels are Quasi-Peak value.
2. " * ", means this data is the worst emission level.
3. Measurement Level = Reading Level + Correct Factor.

Site : CB1	**Time : 2015/07/15 - 11:05**
Limit : FCC_CLASS_B_03M_QP	**Margin : 6**
Probe : CB1_FCC_EFS_30-1G-2_1011 - VERTICAL	**Power : AC 120V/60Hz**
EUT : Full HD Ultra-Wide View Wi-Fi Camera	**Note : 802.11ac80_5530MHz**

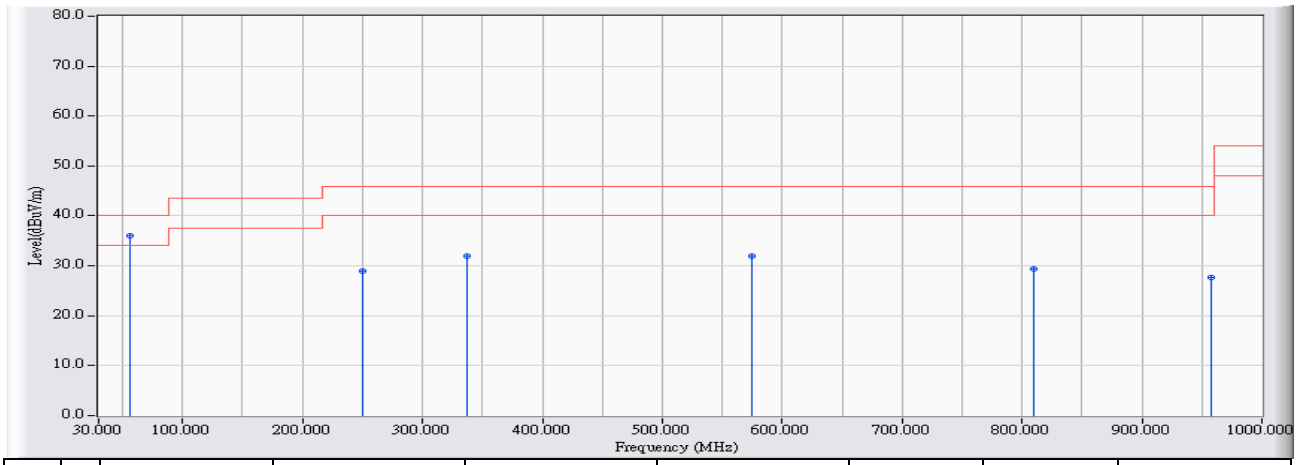

		Frequency (MHz)	Correct Factor (dB)	Reading Level (dBuV)	Measure Level (dBuV/m)	Margin (dB)	Limit (dBuV/m)	Detector Type
1	*	55.692	6.061	29.970	36.031	-3.969	40.000	QUASIPEAK
2		249.595	11.849	17.065	28.914	-17.086	46.000	QUASIPEAK
3		337.336	13.649	18.225	31.874	-14.126	46.000	QUASIPEAK
4		574.868	17.408	14.588	31.996	-14.004	46.000	QUASIPEAK
5		809.975	19.240	10.098	29.338	-16.662	46.000	QUASIPEAK
6		958.311	19.948	7.742	27.690	-18.310	46.000	QUASIPEAK

Note:

1. All Reading Levels are Quasi-Peak value.
2. " * ", means this data is the worst emission level.
3. Measurement Level = Reading Level + Correct Factor.

Site : CB1	**Time : 2015/07/14 - 16:23**
Limit : FCC_CLASS_B_03M_QP	**Margin : 6**
Probe : CB1_FCC_EFS_30-1G-2_1011 - HORIZONTAL	**Power : AC 120V/60Hz**
EUT : Full HD Ultra-Wide View Wi-Fi Camera	**Note : 802.11a_5785MHz**

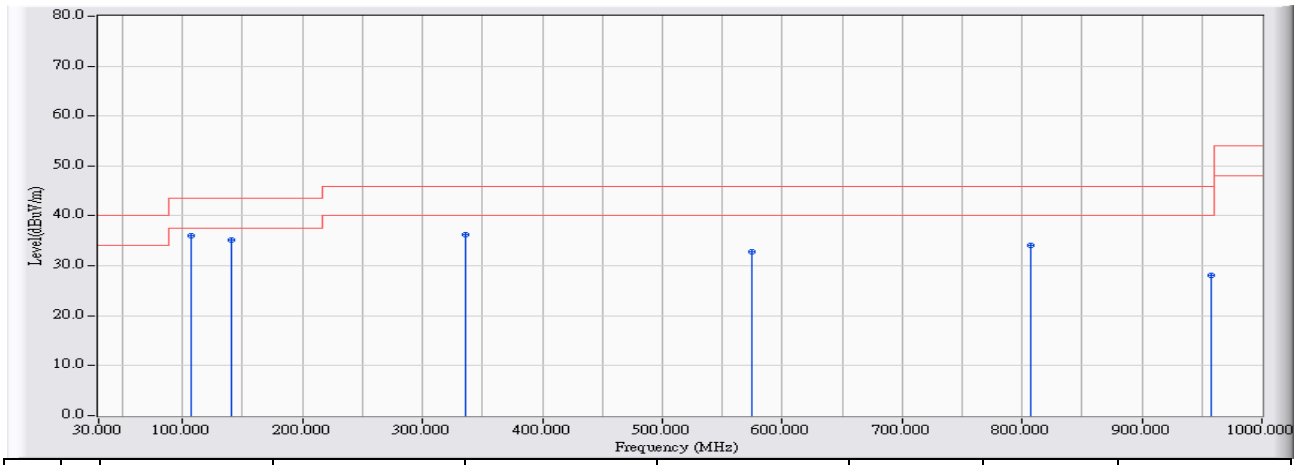

		Frequency (MHz)	Correct Factor (dB)	Reading Level (dBuV)	Measure Level (dBuV/m)	Margin (dB)	Limit (dBuV/m)	Detector Type
1	*	106.592	10.165	25.904	36.068	-7.432	43.500	QUASIPEAK
2		141.009	10.082	25.187	35.269	-8.231	43.500	QUASIPEAK
3		335.397	13.603	22.612	36.214	-9.786	46.000	QUASIPEAK
4		574.868	17.408	15.361	32.769	-13.231	46.000	QUASIPEAK
5		807.551	19.234	14.789	34.022	-11.978	46.000	QUASIPEAK
6		957.826	19.944	8.250	28.195	-17.805	46.000	QUASIPEAK

Note:

1. All Reading Levels are Quasi-Peak value.
2. " * ", means this data is the worst emission level.
3. Measurement Level = Reading Level + Correct Factor.

Site : CB1	**Time : 2015/07/14 - 16:28**
Limit : FCC_CLASS_B_03M_QP	**Margin : 6**
Probe : CB1_FCC_EFS_30-1G-2_1011 - VERTICAL	**Power : AC 120V/60Hz**
EUT : Full HD Ultra-Wide View Wi-Fi Camera	**Note : 802.11a_5785MHz**

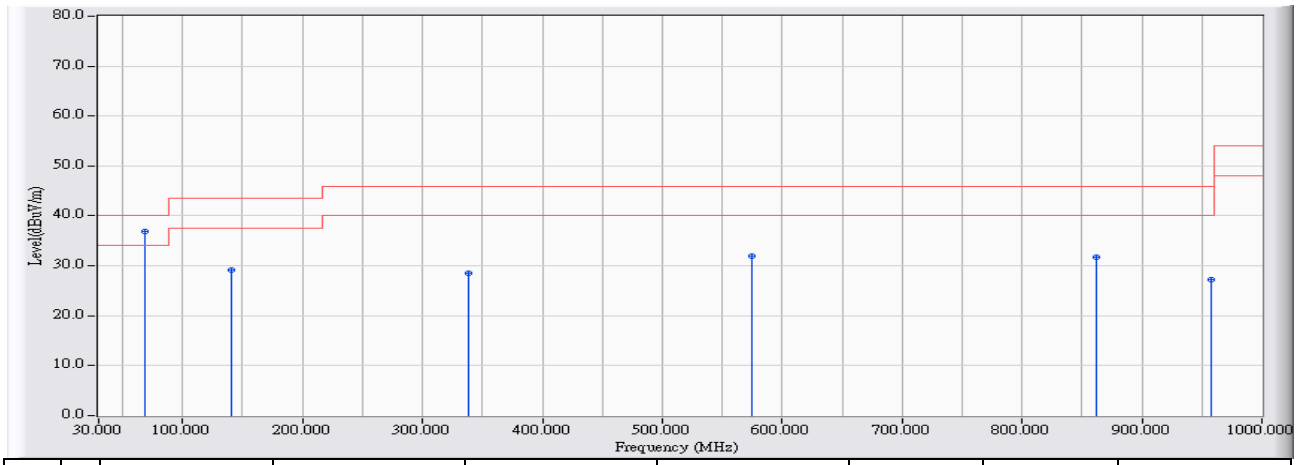

		Frequency (MHz)	Correct Factor (dB)	Reading Level (dBuV)	Measure Level (dBuV/m)	Margin (dB)	Limit (dBuV/m)	Detector Type
1	*	68.781	5.555	31.294	36.849	-3.151	40.000	QUASIPEAK
2		141.009	10.082	19.040	29.122	-14.378	43.500	QUASIPEAK
3		337.821	13.661	14.813	28.474	-17.526	46.000	QUASIPEAK
4		574.868	17.408	14.480	31.888	-14.112	46.000	QUASIPEAK
5		862.329	19.375	12.296	31.671	-14.329	46.000	QUASIPEAK
6		958.311	19.948	7.208	27.156	-18.844	46.000	QUASIPEAK

Note:

1. All Reading Levels are Quasi-Peak value.
2. " * ", means this data is the worst emission level.
3. Measurement Level = Reading Level + Correct Factor.

Site : CB1	**Time : 2015/07/14 - 16:33**
Limit : FCC_CLASS_B_03M_QP	**Margin : 6**
Probe : CB1_FCC_EFS_30-1G-2_1011 - HORIZONTAL	**Power : AC 120V/60Hz**
EUT : Full HD Ultra-Wide View Wi-Fi Camera	**Note : 802.11n20_5785MHz**

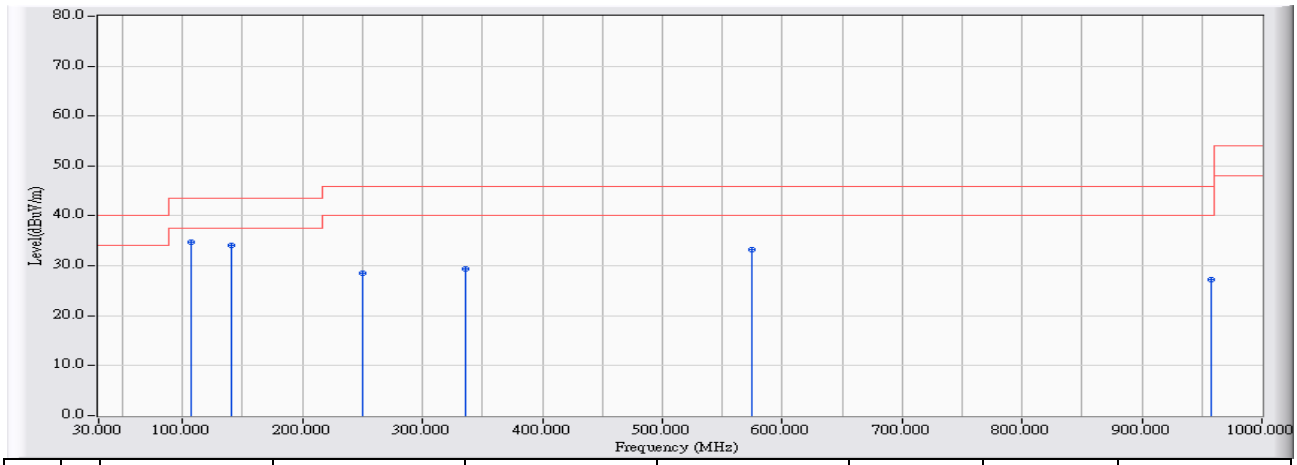

		Frequency (MHz)	Correct Factor (dB)	Reading Level (dBuV)	Measure Level (dBuV/m)	Margin (dB)	Limit (dBuV/m)	Detector Type
1	*	106.592	10.165	24.587	34.751	-8.749	43.500	QUASIPEAK
2		141.009	10.082	23.948	34.030	-9.470	43.500	QUASIPEAK
3		249.595	11.849	16.588	28.437	-17.563	46.000	QUASIPEAK
4		335.882	13.615	15.671	29.285	-16.715	46.000	QUASIPEAK
5		574.868	17.408	15.919	33.327	-12.673	46.000	QUASIPEAK
6		958.311	19.948	7.335	27.283	-18.717	46.000	QUASIPEAK

Note:

1. All Reading Levels are Quasi-Peak value.
2. " * ", means this data is the worst emission level.
3. Measurement Level = Reading Level + Correct Factor.

Site : CB1	**Time : 2015/07/14 - 16:38**
Limit : FCC_CLASS_B_03M_QP	**Margin : 6**
Probe : CB1_FCC_EFS_30-1G-2_1011 - VERTICAL	**Power : AC 120V/60Hz**
EUT : Full HD Ultra-Wide View Wi-Fi Camera	**Note : 802.11n20_5785MHz**

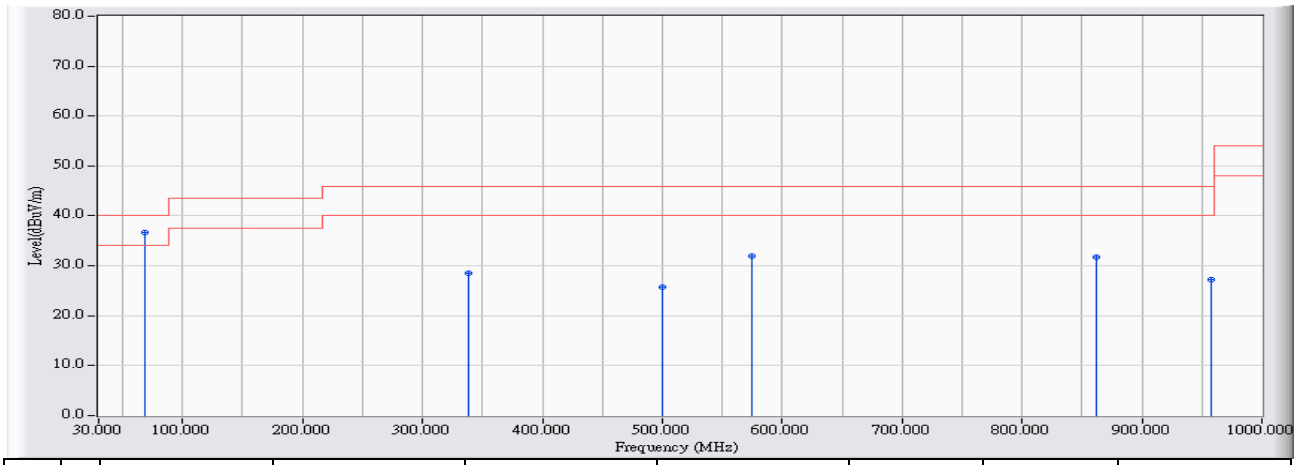

		Frequency (MHz)	Correct Factor (dB)	Reading Level (dBuV)	Measure Level (dBuV/m)	Margin (dB)	Limit (dBuV/m)	Detector Type
1	*	68.781	5.555	31.194	36.749	-3.251	40.000	QUASIPEAK
2		337.821	13.661	14.813	28.474	-17.526	46.000	QUASIPEAK
3		499.730	17.175	8.463	25.638	-20.362	46.000	QUASIPEAK
4		574.868	17.408	14.480	31.888	-14.112	46.000	QUASIPEAK
5		862.329	19.375	12.296	31.671	-14.329	46.000	QUASIPEAK
6		958.311	19.948	7.208	27.156	-18.844	46.000	QUASIPEAK

Note:

1. All Reading Levels are Quasi-Peak value.
2. " * ", means this data is the worst emission level.
3. Measurement Level = Reading Level + Correct Factor.

Site : CB1	**Time : 2015/07/14 - 16:43**
Limit : FCC_CLASS_B_03M_QP	**Margin : 6**
Probe : CB1_FCC_EFS_30-1G-2_1011 - HORIZONTAL	**Power : AC 120V/60Hz**
EUT : Full HD Ultra-Wide View Wi-Fi Camera	**Note : 802.11n40_5795MHz**

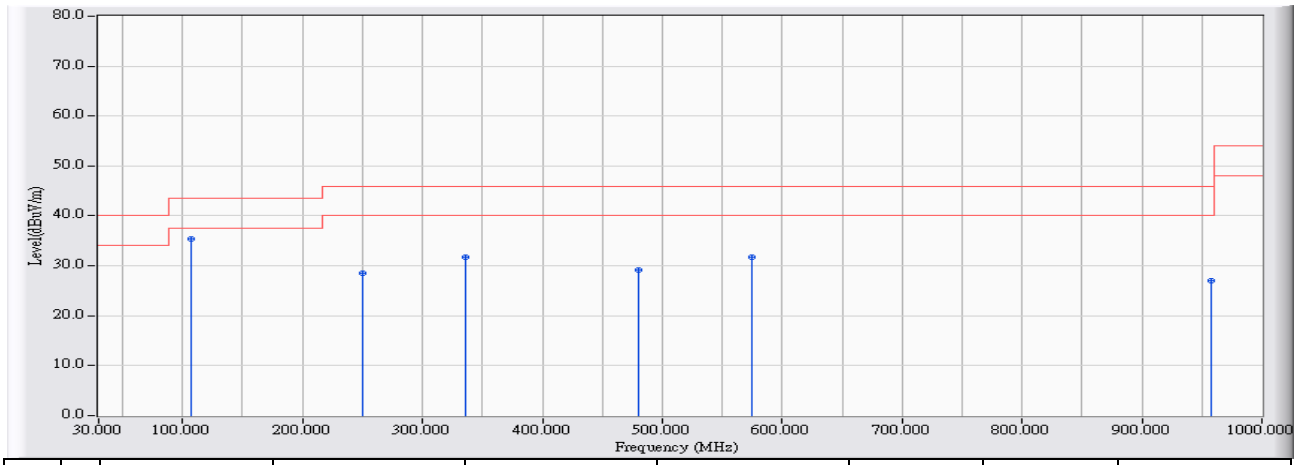

		Frequency (MHz)	Correct Factor (dB)	Reading Level (dBuV)	Measure Level (dBuV/m)	Margin (dB)	Limit (dBuV/m)	Detector Type
1	*	106.592	10.165	25.196	35.360	-8.140	43.500	QUASIPEAK
2		249.595	11.849	16.739	28.588	-17.412	46.000	QUASIPEAK
3		335.397	13.603	18.115	31.717	-14.283	46.000	QUASIPEAK
4		479.855	16.774	12.353	29.127	-16.873	46.000	QUASIPEAK
5		574.868	17.408	14.234	31.642	-14.358	46.000	QUASIPEAK
6		958.311	19.948	6.999	26.947	-19.053	46.000	QUASIPEAK

Note:

1. All Reading Levels are Quasi-Peak value.
2. " * ", means this data is the worst emission level.
3. Measurement Level = Reading Level + Correct Factor.

Site : CB1	**Time : 2015/07/14 - 16:48**
Limit : FCC_CLASS_B_03M_QP	**Margin : 6**
Probe : CB1_FCC_EFS_30-1G-2_1011 - VERTICAL	**Power : AC 120V/60Hz**
EUT : Full HD Ultra-Wide View Wi-Fi Camera	**Note : 802.11ac80_5775MHz**

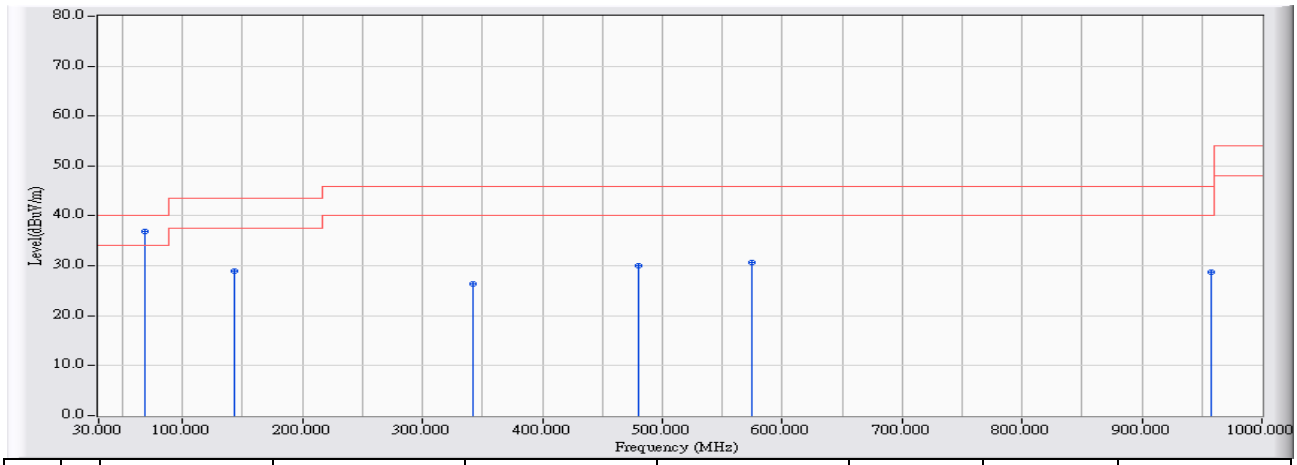

		Frequency (MHz)	Correct Factor (dB)	Reading Level (dBuV)	Measure Level (dBuV/m)	Margin (dB)	Limit (dBuV/m)	Detector Type
1	*	68.781	5.555	31.294	36.849	-3.151	40.000	QUASIPEAK
2		142.949	9.985	18.881	28.866	-14.634	43.500	QUASIPEAK
3		342.669	13.778	12.700	26.477	-19.523	46.000	QUASIPEAK
4		479.855	16.774	13.154	29.928	-16.072	46.000	QUASIPEAK
5		574.868	17.408	13.281	30.689	-15.311	46.000	QUASIPEAK
6		958.311	19.948	8.766	28.714	-17.286	46.000	QUASIPEAK

Note:

1. All Reading Levels are Quasi-Peak value.
2. " * ", means this data is the worst emission level.
3. Measurement Level = Reading Level + Correct Factor.

Site : CB1	**Time : 2015/07/14 - 16:55**
Limit : FCC_CLASS_B_03M_QP	**Margin : 6**
Probe : CB1_FCC_EFS_30-1G-2_1011 - HORIZONTAL	**Power : AC 120V/60Hz**
EUT : Full HD Ultra-Wide View Wi-Fi Camera	**Note : 802.11ac80_5775MHz**

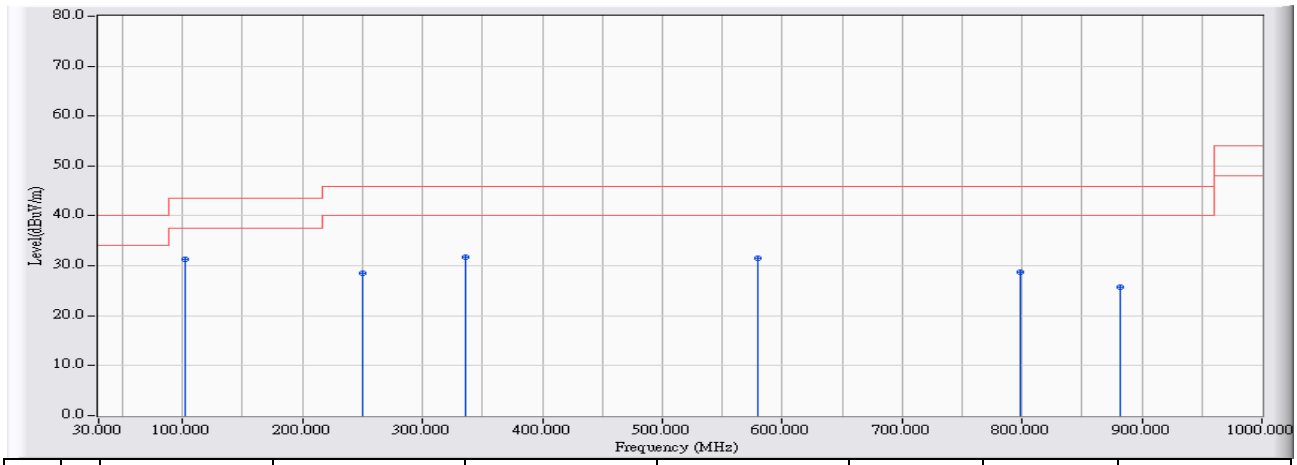

		Frequency (MHz)	Correct Factor (dB)	Reading Level (dBuV)	Measure Level (dBuV/m)	Margin (dB)	Limit (dBuV/m)	Detector Type
1	*	101.744	9.928	21.315	31.243	-12.257	43.500	QUASIPEAK
2		249.595	11.849	16.739	28.588	-17.412	46.000	QUASIPEAK
3		335.397	13.603	18.115	31.717	-14.283	46.000	QUASIPEAK
4		579.715	17.422	14.044	31.466	-14.534	46.000	QUASIPEAK
5		798.341	19.193	9.453	28.647	-17.353	46.000	QUASIPEAK
6		881.719	19.425	6.255	25.680	-20.320	46.000	QUASIPEAK

Note:

1. All Reading Levels are Quasi-Peak value.
2. " * ", means this data is the worst emission level.
3. Measurement Level = Reading Level + Correct Factor.

Site : CB1	**Time : 2015/07/14 - 17:00**
Limit : FCC_CLASS_B_03M_QP	**Margin : 6**
Probe : CB1_FCC_EFS_30-1G-2_1011 - VERTICAL	**Power : AC 120V/60Hz**
EUT : Full HD Ultra-Wide View Wi-Fi Camera	**Note : 802.11ac80_5775MHz**

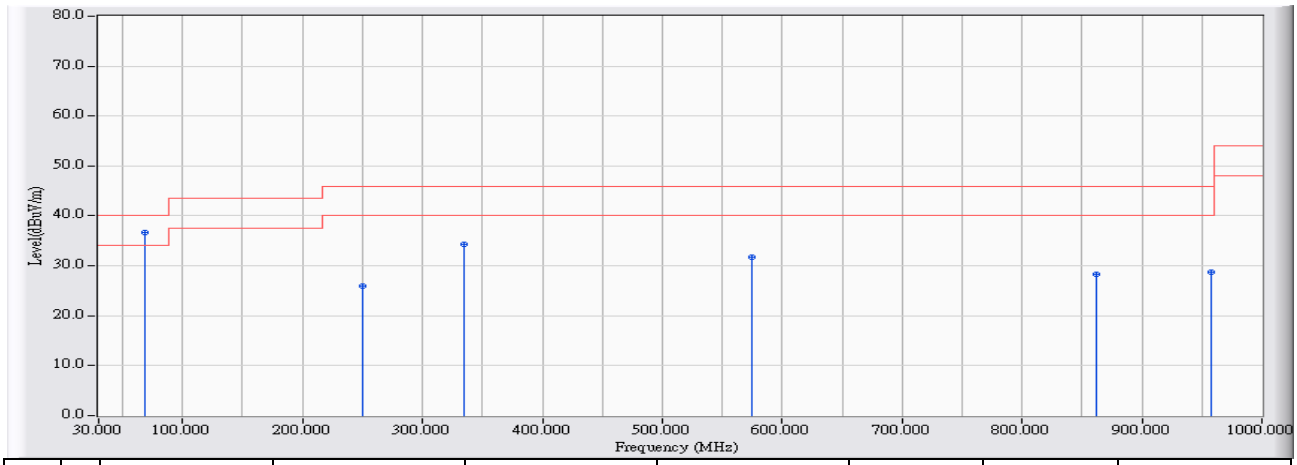

		Frequency (MHz)	Correct Factor (dB)	Reading Level (dBuV)	Measure Level (dBuV/m)	Margin (dB)	Limit (dBuV/m)	Detector Type
1	*	68.781	5.555	31.124	36.679	-3.321	40.000	QUASIPEAK
2		249.595	11.849	14.065	25.914	-20.086	46.000	QUASIPEAK
3		334.913	13.591	20.766	34.357	-11.643	46.000	QUASIPEAK
4		574.868	17.408	14.315	31.723	-14.277	46.000	QUASIPEAK
5		862.329	19.375	8.842	28.217	-17.783	46.000	QUASIPEAK
6		958.311	19.948	8.697	28.645	-17.355	46.000	QUASIPEAK

Note:

1. All Reading Levels are Quasi-Peak value.
2. " * ", means this data is the worst emission level.
3. Measurement Level = Reading Level + Correct Factor.

Harmonic & Spurious:

Site : CB1	**Time : 2015/07/16 - 16:10**
Limit : FCC_SpartC_15.209_03M_PK	**Margin : 6**
Probe : CB1_FCC_EFS_1-18G_H2 - HORIZONTAL	**Power : AC 120V/60Hz**
EUT : Full HD Ultra-Wide View Wi-Fi Camera	**Note : 802.11a_5180MHz**

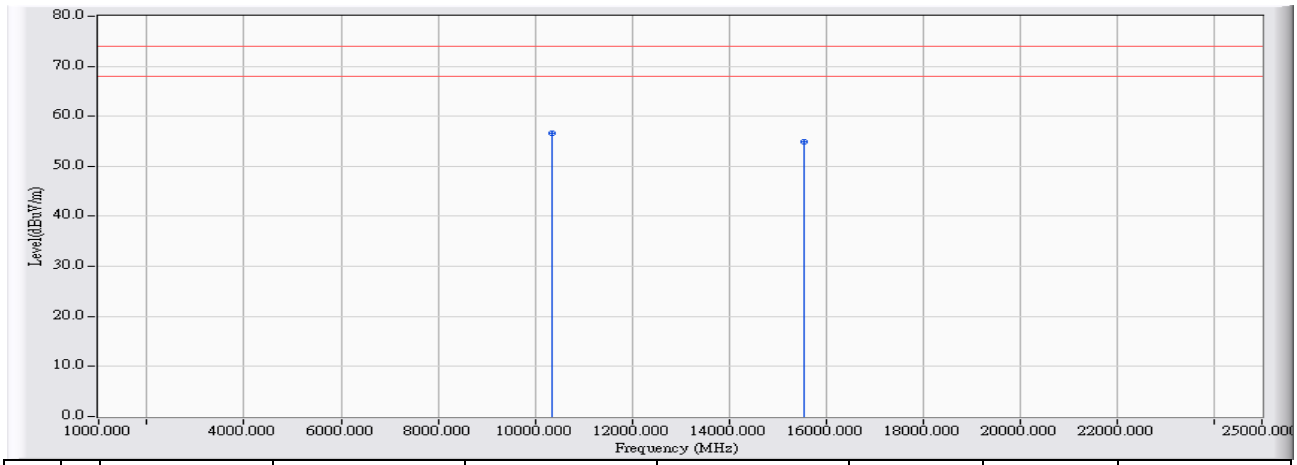

		Frequency (MHz)	Correct Factor (dB)	Reading Level (dBuV)	Measure Level (dBuV/m)	Margin (dB)	Limit (dBuV/m)	Detector Type
1	*	10364.993	8.257	48.450	56.708	-17.292	74.000	PEAK
2		15541.534	10.138	44.860	54.997	-19.003	74.000	PEAK

Note:

1. All Readings below 1GHz are Quasi-Peak, above 1GHz are performed with peak and/or average measurements as necessary.
2. Peak measurements: RBW = 1MHz, VBW = 1MHz, Sweep: Auto.
3. Average measurements: RBW = 1MHz, VBW = 10 Hz, Sweep: Auto.
4. " * ", means this data is the worst emission level.
5. " # ", means the frequency is out of the restricted band.
6. Measurement Level = Reading Level + Correct Factor.
7. The average measurement was not performed when the peak measured data under the limit of average detection.

Site : CB1	**Time : 2015/07/16 - 16:13**
Limit : FCC_SpartC_15.209_03M_AV	**Margin : 6**
Probe : CB1_FCC_EFS_1-18G_H2 - HORIZONTAL	**Power : AC 120V/60Hz**
EUT : Full HD Ultra-Wide View Wi-Fi Camera	**Note : 802.11a_5180MHz**

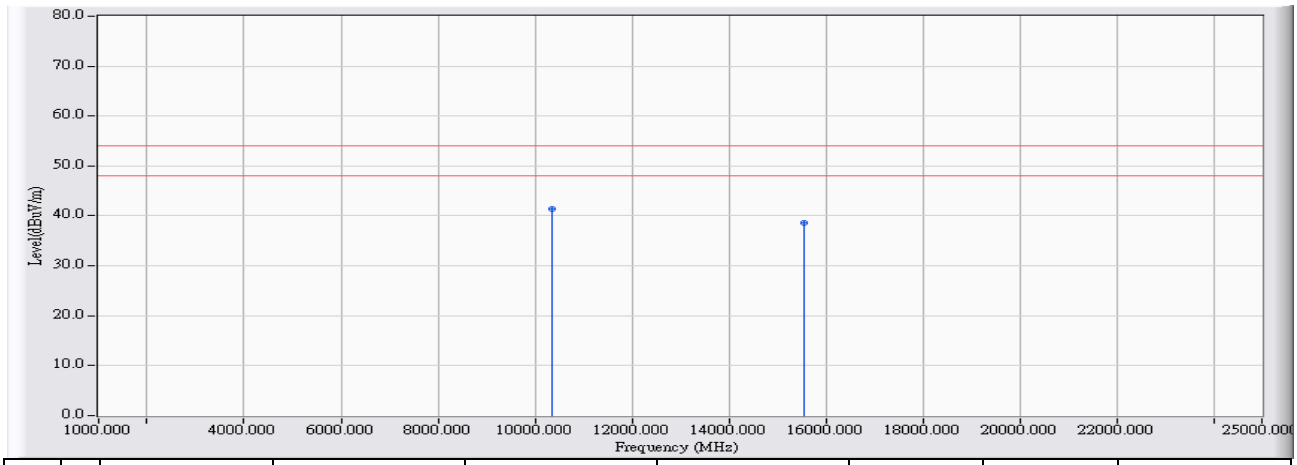

		Frequency (MHz)	Correct Factor (dB)	Reading Level (dBuV)	Measure Level (dBuV/m)	Margin (dB)	Limit (dBuV/m)	Detector Type
1	*	10360.030	8.234	33.140	41.374	-12.626	54.000	AVERAGE
2		15540.645	10.143	28.500	38.642	-15.358	54.000	AVERAGE

Note:

1. All Readings below 1GHz are Quasi-Peak, above 1GHz are performed with peak and/or average measurements as necessary.
2. Peak measurements: RBW = 1MHz, VBW = 1MHz, Sweep: Auto.
3. Average measurements: RBW = 1MHz, VBW = 10 Hz, Sweep: Auto.
4. " * ", means this data is the worst emission level.
5. " # ", means the frequency is out of the restricted band.
6. Measurement Level = Reading Level + Correct Factor.
7. The average measurement was not performed when the peak measured data under the limit of average detection.

Site : CB1	**Time : 2015/07/16 - 16:18**
Limit : FCC_SpartC_15.209_03M_PK	**Margin : 6**
Probe : CB1_FCC_EFS_1-18G_H2 - VERTICAL	**Power : AC 120V/60Hz**
EUT : Full HD Ultra-Wide View Wi-Fi Camera	**Note : 802.11a_5180MHz**

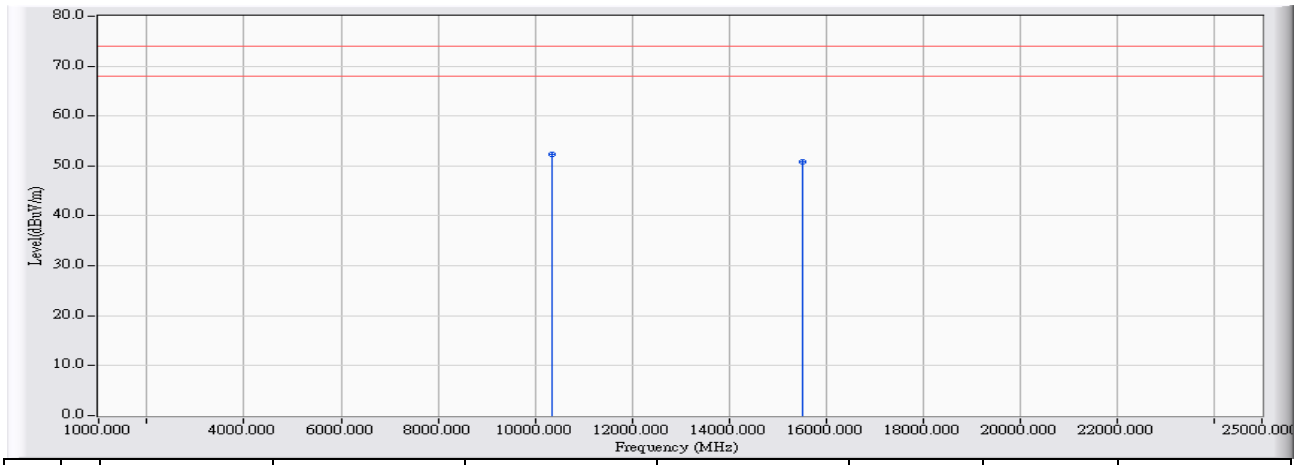

		Frequency (MHz)	Correct Factor (dB)	Reading Level (dBuV)	Measure Level (dBuV/m)	Margin (dB)	Limit (dBuV/m)	Detector Type
1	*	10356.372	7.703	44.570	52.273	-21.727	74.000	PEAK
2		15529.775	10.440	40.430	50.870	-23.130	74.000	PEAK

Note:

1. All Readings below 1GHz are Quasi-Peak, above 1GHz are performed with peak and/or average measurements as necessary.
2. Peak measurements: RBW = 1MHz, VBW = 1MHz, Sweep: Auto.
3. Average measurements: RBW = 1MHz, VBW = 10 Hz, Sweep: Auto.
4. " * ", means this data is the worst emission level.
5. " # ", means the frequency is out of the restricted band.
6. Measurement Level = Reading Level + Correct Factor.
7. The average measurement was not performed when the peak measured data under the limit of average detection.

Site : CB1	**Time : 2015/07/16 - 16:21**
Limit : FCC_SpartC_15.209_03M_AV	**Margin : 6**
Probe : CB1_FCC_EFS_1-18G_H2 - VERTICAL	**Power : AC 120V/60Hz**
EUT : Full HD Ultra-Wide View Wi-Fi Camera	**Note : 802.11a_5180MHz**

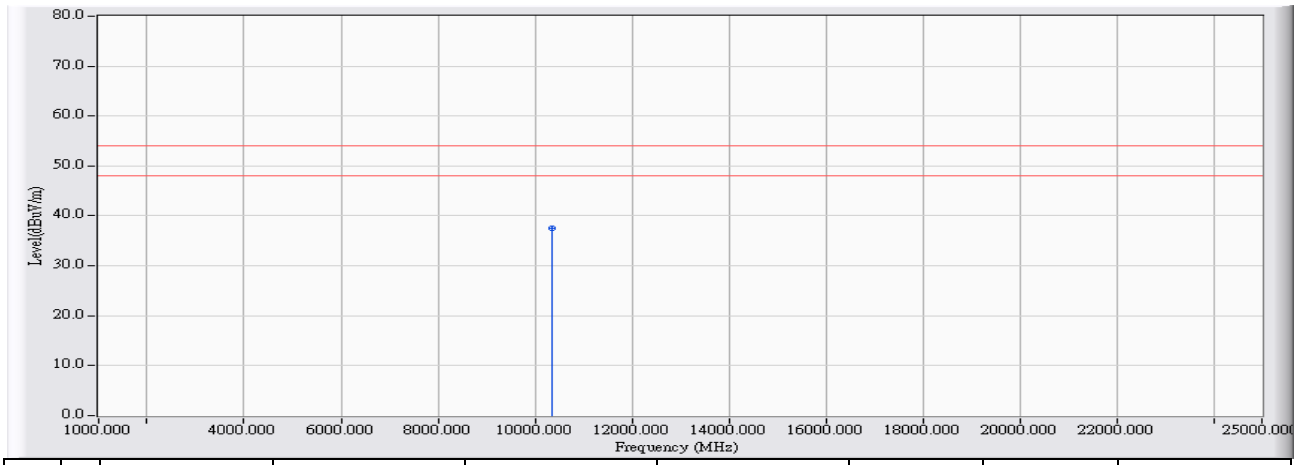

		Frequency (MHz)	Correct Factor (dB)	Reading Level (dBuV)	Measure Level (dBuV/m)	Margin (dB)	Limit (dBuV/m)	Detector Type
1	*	10360.060	7.722	29.860	37.582	-16.418	54.000	AVERAGE

Note:

1. All Readings below 1GHz are Quasi-Peak, above 1GHz are performed with peak and/or average measurements as necessary.
2. Peak measurements: RBW = 1MHz, VBW = 1MHz, Sweep: Auto.
3. Average measurements: RBW = 1MHz, VBW = 10 Hz, Sweep: Auto.
4. " * ", means this data is the worst emission level.
5. " # ", means the frequency is out of the restricted band.
6. Measurement Level = Reading Level + Correct Factor.
7. The average measurement was not performed when the peak measured data under the limit of average detection.

Site : CB1	**Time : 2015/07/16 - 16:26**
Limit : FCC_SpartC_15.209_03M_PK	**Margin : 6**
Probe : CB1_FCC_EFS_1-18G_H2 - HORIZONTAL	**Power : AC 120V/60Hz**
EUT : Full HD Ultra-Wide View Wi-Fi Camera	**Note : 802.11a _5220MHz**

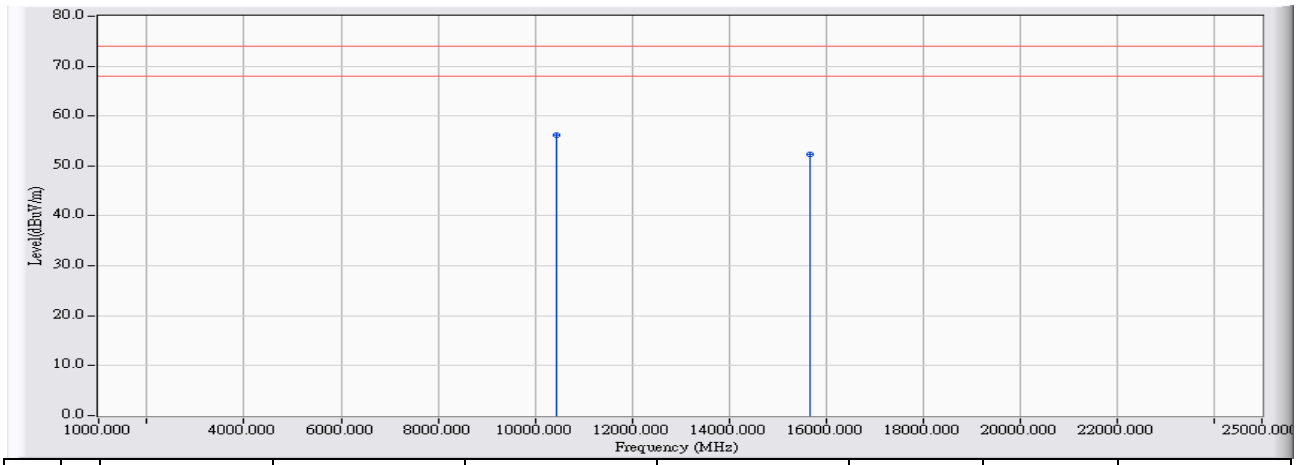

		Frequency (MHz)	Correct Factor (dB)	Reading Level (dBuV)	Measure Level (dBuV/m)	Margin (dB)	Limit (dBuV/m)	Detector Type
1	*	10439.240	8.627	47.510	56.137	-17.863	74.000	PEAK
2		15665.040	9.443	42.910	52.353	-21.647	74.000	PEAK

Note:

1. All Readings below 1GHz are Quasi-Peak, above 1GHz are performed with peak and/or average measurements as necessary.
2. Peak measurements: RBW = 1MHz, VBW = 1MHz, Sweep: Auto.
3. Average measurements: RBW = 1MHz, VBW = 10 Hz, Sweep: Auto.
4. " * ", means this data is the worst emission level.
5. " # ", means the frequency is out of the restricted band.
6. Measurement Level = Reading Level + Correct Factor.
7. The average measurement was not performed when the peak measured data under the limit of average detection.

Site : CB1	**Time : 2015/07/16 - 16:29**
Limit : FCC_SpartC_15.209_03M_AV	**Margin : 6**
Probe : CB1_FCC_EFS_1-18G_H2 - HORIZONTAL	**Power : AC 120V/60Hz**
EUT : Full HD Ultra-Wide View Wi-Fi Camera	**Note : 802.11a _5220MHz**

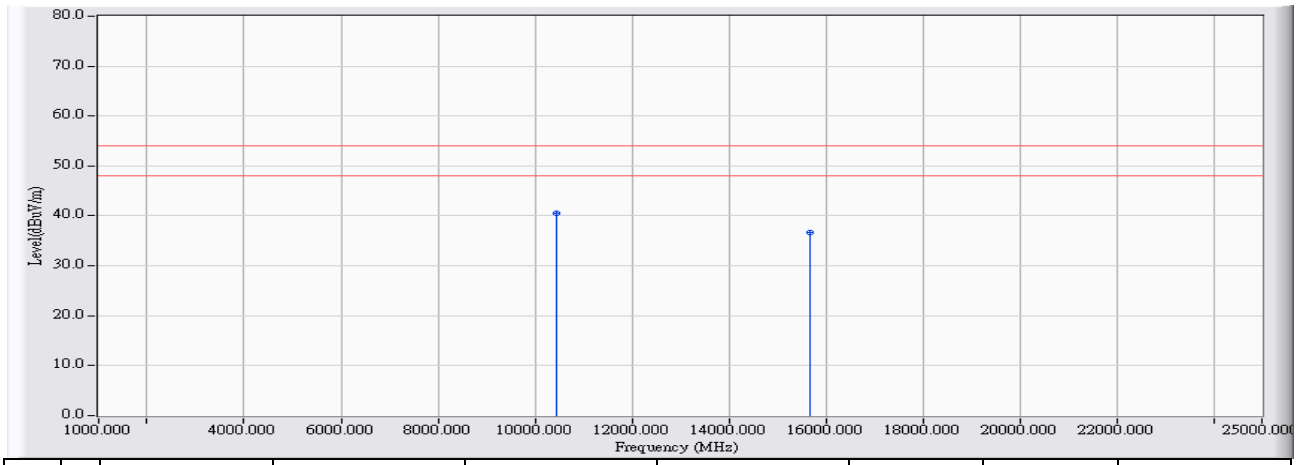

		Frequency (MHz)	Correct Factor (dB)	Reading Level (dBuV)	Measure Level (dBuV/m)	Margin (dB)	Limit (dBuV/m)	Detector Type
1	*	10440.090	8.631	31.920	40.551	-13.449	54.000	AVERAGE
2		15662.090	9.460	27.250	36.710	-17.290	54.000	AVERAGE

Note:

1. All Readings below 1GHz are Quasi-Peak, above 1GHz are performed with peak and/or average measurements as necessary.
2. Peak measurements: RBW = 1MHz, VBW = 1MHz, Sweep: Auto.
3. Average measurements: RBW = 1MHz, VBW = 10 Hz, Sweep: Auto.
4. " * ", means this data is the worst emission level.
5. " # ", means the frequency is out of the restricted band.
6. Measurement Level = Reading Level + Correct Factor.
7. The average measurement was not performed when the peak measured data under the limit of average detection.

Site : CB1	**Time : 2015/07/16 - 16:34**
Limit : FCC_SpartC_15.209_03M_PK	**Margin : 6**
Probe : CB1_FCC_EFS_1-18G_H2 - VERTICAL	**Power : AC 120V/60Hz**
EUT : Full HD Ultra-Wide View Wi-Fi Camera	**Note : 802.11a_5220MHz**

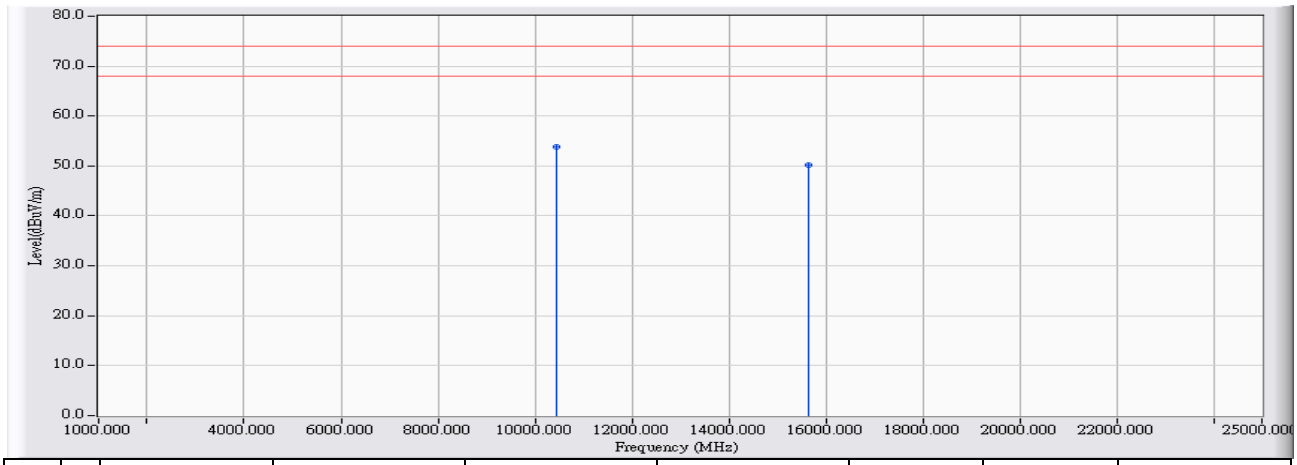

		Frequency (MHz)	Correct Factor (dB)	Reading Level (dBuV)	Measure Level (dBuV/m)	Margin (dB)	Limit (dBuV/m)	Detector Type
1	*	10439.240	8.151	45.790	53.941	-20.059	74.000	PEAK
2		15656.100	9.771	40.440	50.211	-23.789	74.000	PEAK

Note:

1. All Readings below 1GHz are Quasi-Peak, above 1GHz are performed with peak and/or average measurements as necessary.
2. Peak measurements: RBW = 1MHz, VBW = 1MHz, Sweep: Auto.
3. Average measurements: RBW = 1MHz, VBW = 10 Hz, Sweep: Auto.
4. " * ", means this data is the worst emission level.
5. " # ", means the frequency is out of the restricted band.
6. Measurement Level = Reading Level + Correct Factor.
7. The average measurement was not performed when the peak measured data under the limit of average detection.

Site : CB1	**Time : 2015/07/16 - 16:37**
Limit : FCC_SpartC_15.209_03M_AV	**Margin : 6**
Probe : CB1_FCC_EFS_1-18G_H2 - VERTICAL	**Power : AC 120V/60Hz**
EUT : Full HD Ultra-Wide View Wi-Fi Camera	**Note : 802.11a_5220MHz**

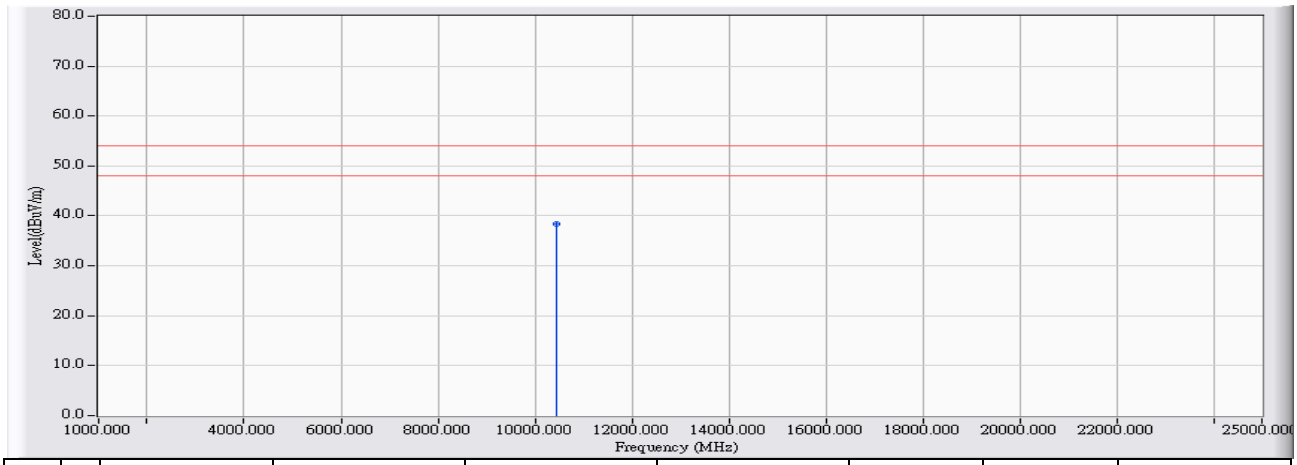

		Frequency (MHz)	Correct Factor (dB)	Reading Level (dBuV)	Measure Level (dBuV/m)	Margin (dB)	Limit (dBuV/m)	Detector Type
1	*	10440.130	8.156	30.140	38.296	-15.704	54.000	AVERAGE

Note:

1. All Readings below 1GHz are Quasi-Peak, above 1GHz are performed with peak and/or average measurements as necessary.
2. Peak measurements: RBW = 1MHz, VBW = 1MHz, Sweep: Auto.
3. Average measurements: RBW = 1MHz, VBW = 10 Hz, Sweep: Auto.
4. " * ", means this data is the worst emission level.
5. " # ", means the frequency is out of the restricted band.
6. Measurement Level = Reading Level + Correct Factor.
7. The average measurement was not performed when the peak measured data under the limit of average detection.

Site : CB1	**Time : 2015/07/16 - 16:43**
Limit : FCC_SpartC_15.209_03M_PK	**Margin : 6**
Probe : CB1_FCC_EFS_1-18G_H2 - HORIZONTAL	**Power : AC 120V/60Hz**
EUT : Full HD Ultra-Wide View Wi-Fi Camera	**Note : 802.11a _5240MHz**

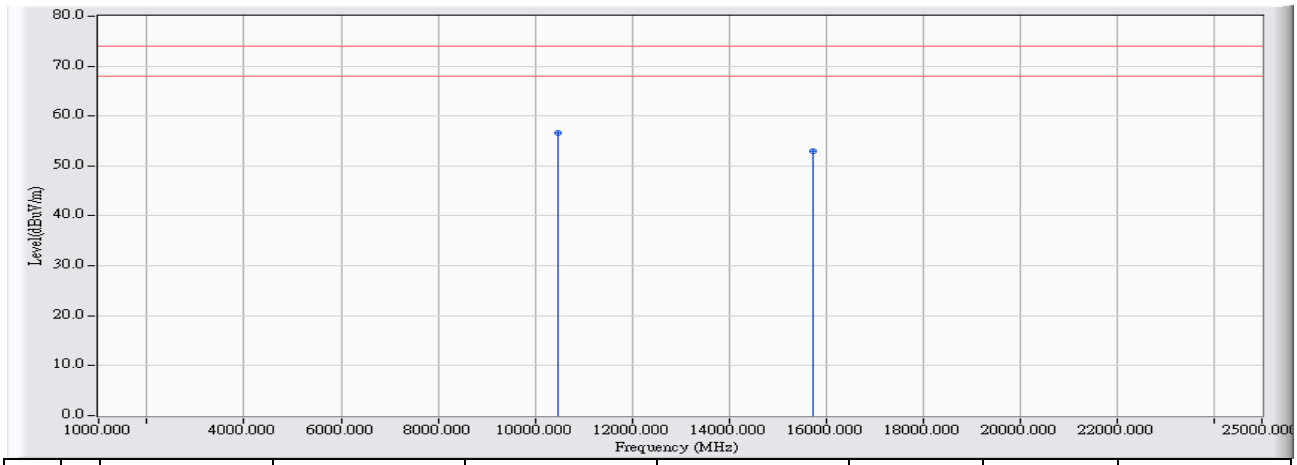

		Frequency (MHz)	Correct Factor (dB)	Reading Level (dBuV)	Measure Level (dBuV/m)	Margin (dB)	Limit (dBuV/m)	Detector Type
1	*	10475.432	8.811	47.820	56.630	-17.370	74.000	PEAK
2		15728.866	9.091	43.850	52.941	-21.059	74.000	PEAK

Note:

1. All Readings below 1GHz are Quasi-Peak, above 1GHz are performed with peak and/or average measurements as necessary.
2. Peak measurements: RBW = 1MHz, VBW = 1MHz, Sweep: Auto.
3. Average measurements: RBW = 1MHz, VBW = 10 Hz, Sweep: Auto.
4. " * ", means this data is the worst emission level.
5. " # ", means the frequency is out of the restricted band.
6. Measurement Level = Reading Level + Correct Factor.
7. The average measurement was not performed when the peak measured data under the limit of average detection.

Site : CB1	**Time : 2015/07/16 - 16:46**
Limit : FCC_SpartC_15.209_03M_AV	**Margin : 6**
Probe : CB1_FCC_EFS_1-18G_H2 - HORIZONTAL	**Power : AC 120V/60Hz**
EUT : Full HD Ultra-Wide View Wi-Fi Camera	**Note : 802.11a _5240MHz**

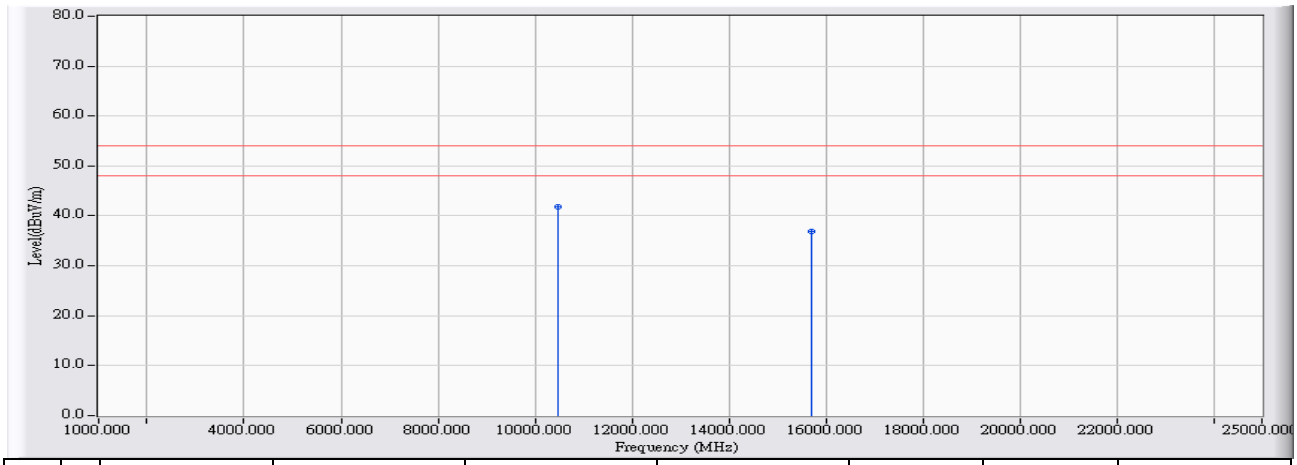

		Frequency (MHz)	Correct Factor (dB)	Reading Level (dBuV)	Measure Level (dBuV/m)	Margin (dB)	Limit (dBuV/m)	Detector Type
1	*	10481.279	8.840	32.900	41.740	-12.260	54.000	AVERAGE
2		15722.249	9.127	27.860	36.987	-17.013	54.000	AVERAGE

Note:

1. All Readings below 1GHz are Quasi-Peak, above 1GHz are performed with peak and/or average measurements as necessary.
2. Peak measurements: RBW = 1MHz, VBW = 1MHz, Sweep: Auto.
3. Average measurements: RBW = 1MHz, VBW = 10 Hz, Sweep: Auto.
4. " * ", means this data is the worst emission level.
5. " # ", means the frequency is out of the restricted band.
6. Measurement Level = Reading Level + Correct Factor.
7. The average measurement was not performed when the peak measured data under the limit of average detection.

Site : CB1	**Time : 2015/07/16 - 16:52**
Limit : FCC_SpartC_15.209_03M_PK	**Margin : 6**
Probe : CB1_FCC_EFS_1-18G_H2 - VERTICAL	**Power : AC 120V/60Hz**
EUT : Full HD Ultra-Wide View Wi-Fi Camera	**Note : 802.11a_5240MHz**

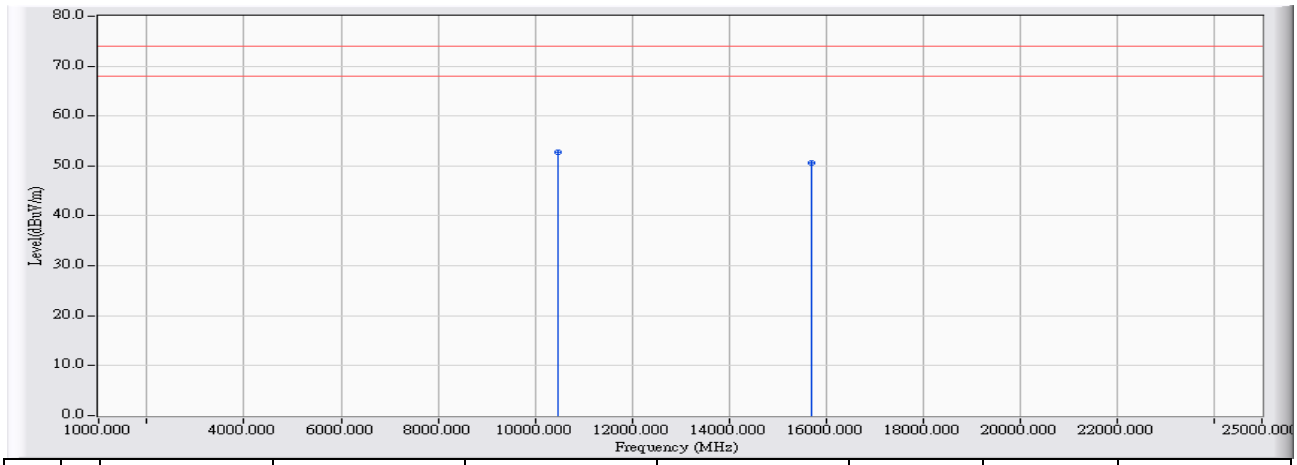

		Frequency (MHz)	Correct Factor (dB)	Reading Level (dBuV)	Measure Level (dBuV/m)	Margin (dB)	Limit (dBuV/m)	Detector Type
1	*	10478.901	8.370	44.440	52.810	-21.190	74.000	PEAK
2		15722.000	9.428	41.130	50.558	-23.442	74.000	PEAK

Note:

1. All Readings below 1GHz are Quasi-Peak, above 1GHz are performed with peak and/or average measurements as necessary.
2. Peak measurements: RBW = 1MHz, VBW = 1MHz, Sweep: Auto.
3. Average measurements: RBW = 1MHz, VBW = 10 Hz, Sweep: Auto.
4. " * ", means this data is the worst emission level.
5. " # ", means the frequency is out of the restricted band.
6. Measurement Level = Reading Level + Correct Factor.
7. The average measurement was not performed when the peak measured data under the limit of average detection.

Site : CB1	**Time : 2015/07/16 - 16:55**
Limit : FCC_SpartC_15.209_03M_AV	**Margin : 6**
Probe : CB1_FCC_EFS_1-18G_H2 - VERTICAL	**Power : AC 120V/60Hz**
EUT : Full HD Ultra-Wide View Wi-Fi Camera	**Note : 802.11a_5240MHz**

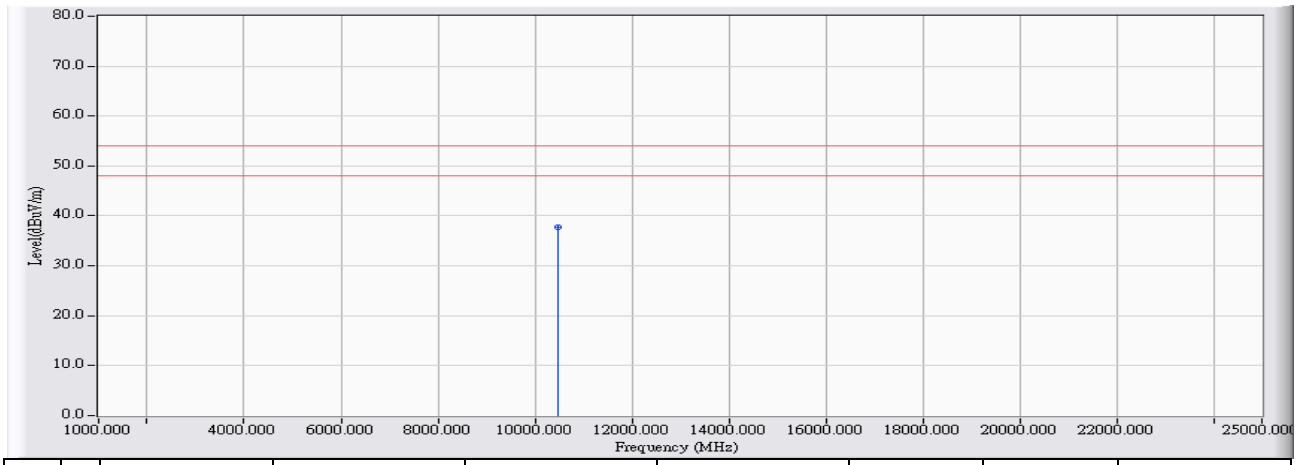

		Frequency (MHz)	Correct Factor (dB)	Reading Level (dBuV)	Measure Level (dBuV/m)	Margin (dB)	Limit (dBuV/m)	Detector Type
1	*	10479.997	8.376	29.400	37.776	-16.224	54.000	AVERAGE

Note:

1. All Readings below 1GHz are Quasi-Peak, above 1GHz are performed with peak and/or average measurements as necessary.
2. Peak measurements: RBW = 1MHz, VBW = 1MHz, Sweep: Auto.
3. Average measurements: RBW = 1MHz, VBW = 10 Hz, Sweep: Auto.
4. " * ", means this data is the worst emission level.
5. " # ", means the frequency is out of the restricted band.
6. Measurement Level = Reading Level + Correct Factor.
7. The average measurement was not performed when the peak measured data under the limit of average detection.

Site : CB1	**Time : 2015/07/16 - 16:58**
Limit : FCC_SpartC_15.209_03M_PK	**Margin : 6**
Probe : CB1_FCC_EFS_1-18G_H2 - HORIZONTAL	**Power : AC 120V/60Hz**
EUT : Full HD Ultra-Wide View Wi-Fi Camera	**Note : 802.11n20_5180MHz**

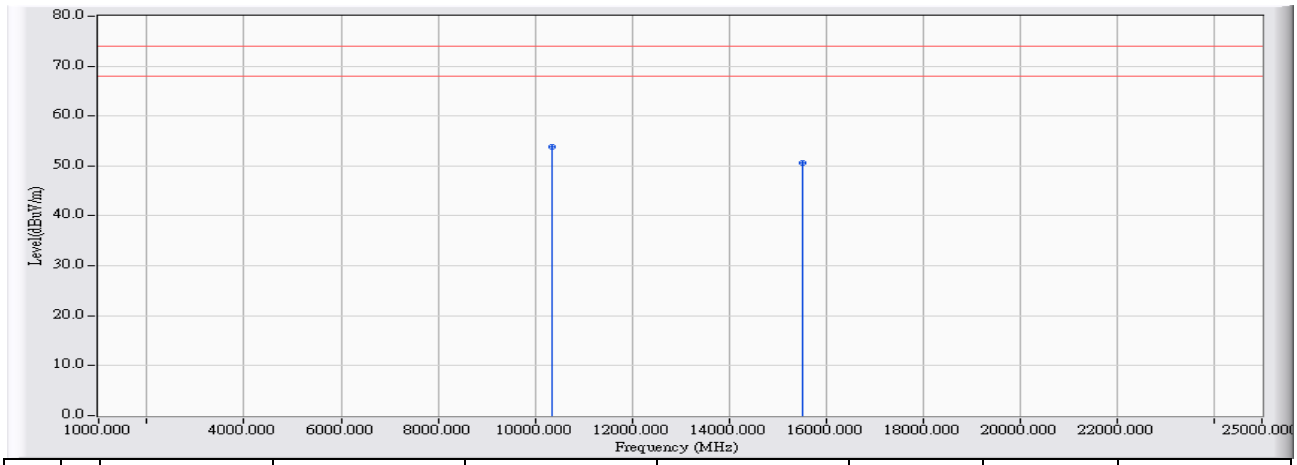

		Frequency (MHz)	Correct Factor (dB)	Reading Level (dBuV)	Measure Level (dBuV/m)	Margin (dB)	Limit (dBuV/m)	Detector Type
1	*	10360.570	8.236	45.550	53.786	-20.214	74.000	PEAK
2		15536.537	10.166	40.510	50.676	-23.324	74.000	PEAK

Note:

1. All Readings below 1GHz are Quasi-Peak, above 1GHz are performed with peak and/or average measurements as necessary.
2. Peak measurements: RBW = 1MHz, VBW = 1MHz, Sweep: Auto.
3. Average measurements: RBW = 1MHz, VBW = 10 Hz, Sweep: Auto.
4. " * ", means this data is the worst emission level.
5. " # ", means the frequency is out of the restricted band.
6. Measurement Level = Reading Level + Correct Factor.
7. The average measurement was not performed when the peak measured data under the limit of average detection.

Site : CB1	**Time : 2015/07/16 – 17:01**
Limit : FCC_SpartC_15.209_03M_AV	**Margin : 6**
Probe : CB1_FCC_EFS_1-18G_H2 - HORIZONTAL	**Power : AC 120V/60Hz**
EUT : Full HD Ultra-Wide View Wi-Fi Camera	**Note : 802.11n20_5180MHz**

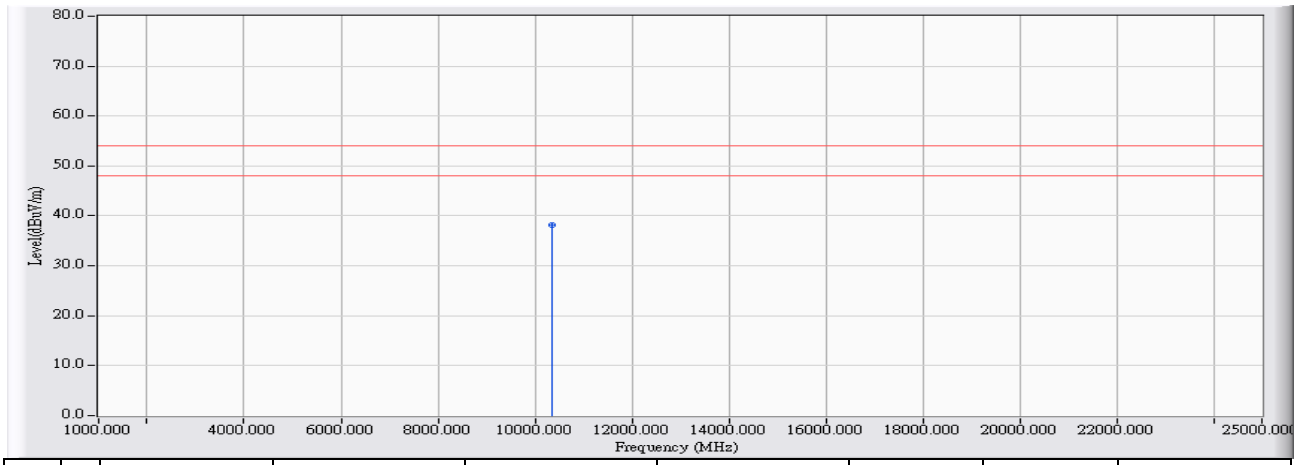

		Frequency (MHz)	Correct Factor (dB)	Reading Level (dBuV)	Measure Level (dBuV/m)	Margin (dB)	Limit (dBuV/m)	Detector Type
1	*	10360.045	8.234	30.030	38.264	-15.736	54.000	AVERAGE

Note:

1. All Readings below 1GHz are Quasi-Peak, above 1GHz are performed with peak and/or average measurements as necessary.
2. Peak measurements: RBW = 1MHz, VBW = 1MHz, Sweep: Auto.
3. Average measurements: RBW = 1MHz, VBW = 10 Hz, Sweep: Auto.
4. " * ", means this data is the worst emission level.
5. " # ", means the frequency is out of the restricted band.
6. Measurement Level = Reading Level + Correct Factor.
7. The average measurement was not performed when the peak measured data under the limit of average detection.

Site : CB1	**Time : 2015/07/16 - 17:04**
Limit : FCC_SpartC_15.209_03M_PK	**Margin : 6**
Probe : CB1_FCC_EFS_1-18G_H2 - VERTICAL	**Power : AC 120V/60Hz**
EUT : Full HD Ultra-Wide View Wi-Fi Camera	**Note : 802.11n20_5180MHz**

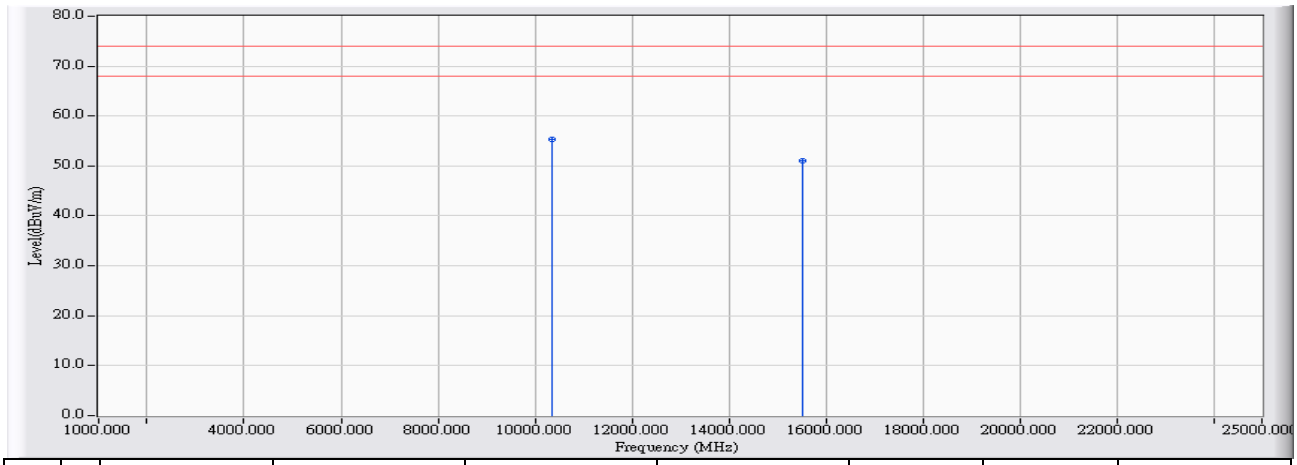

		Frequency (MHz)	Correct Factor (dB)	Reading Level (dBuV)	Measure Level (dBuV/m)	Margin (dB)	Limit (dBuV/m)	Detector Type
1	*	10360.710	7.726	47.630	55.356	-18.644	74.000	PEAK
2		15533.687	10.419	40.630	51.049	-22.951	74.000	PEAK

Note:

1. All Readings below 1GHz are Quasi-Peak, above 1GHz are performed with peak and/or average measurements as necessary.
2. Peak measurements: RBW = 1MHz, VBW = 1MHz, Sweep: Auto.
3. Average measurements: RBW = 1MHz, VBW = 10 Hz, Sweep: Auto.
4. " * ", means this data is the worst emission level.
5. " # ", means the frequency is out of the restricted band.
6. Measurement Level = Reading Level + Correct Factor.
7. The average measurement was not performed when the peak measured data under the limit of average detection.

Site : CB1	**Time : 2015/07/16 - 17:07**
Limit : FCC_SpartC_15.209_03M_AV	**Margin : 6**
Probe : CB1_FCC_EFS_1-18G_H2 - VERTICAL	**Power : AC 120V/60Hz**
EUT : Full HD Ultra-Wide View Wi-Fi Camera	**Note : 802.11n20_5180MHz**

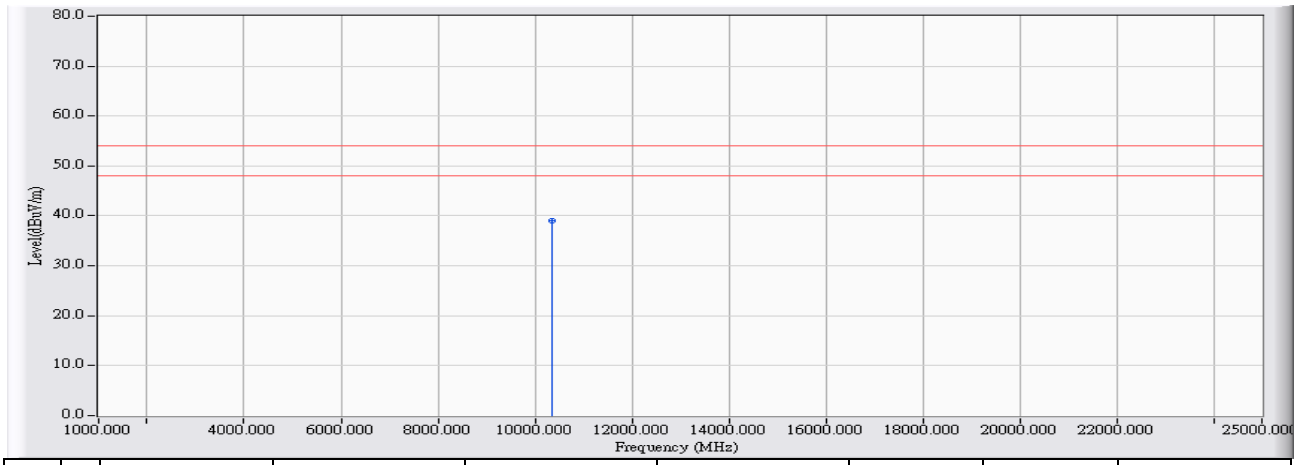

		Frequency (MHz)	Correct Factor (dB)	Reading Level (dBuV)	Measure Level (dBuV/m)	Margin (dB)	Limit (dBuV/m)	Detector Type
1	*	10360.000	7.722	31.230	38.952	-15.048	54.000	AVERAGE

Note:

1. All Readings below 1GHz are Quasi-Peak, above 1GHz are performed with peak and/or average measurements as necessary.
2. Peak measurements: RBW = 1MHz, VBW = 1MHz, Sweep: Auto.
3. Average measurements: RBW = 1MHz, VBW = 10 Hz, Sweep: Auto.
4. " * ", means this data is the worst emission level.
5. " # ", means the frequency is out of the restricted band.
6. Measurement Level = Reading Level + Correct Factor.
7. The average measurement was not performed when the peak measured data under the limit of average detection.

Site : CB1	**Time : 2015/07/16 - 17:12**
Limit : FCC_SpartC_15.209_03M_PK	**Margin : 6**
Probe : CB1_FCC_EFS_1-18G_H2 - HORIZONTAL	**Power : AC 120V/60Hz**
EUT : Full HD Ultra-Wide View Wi-Fi Camera	**Note : 802.11a _5220MHz**

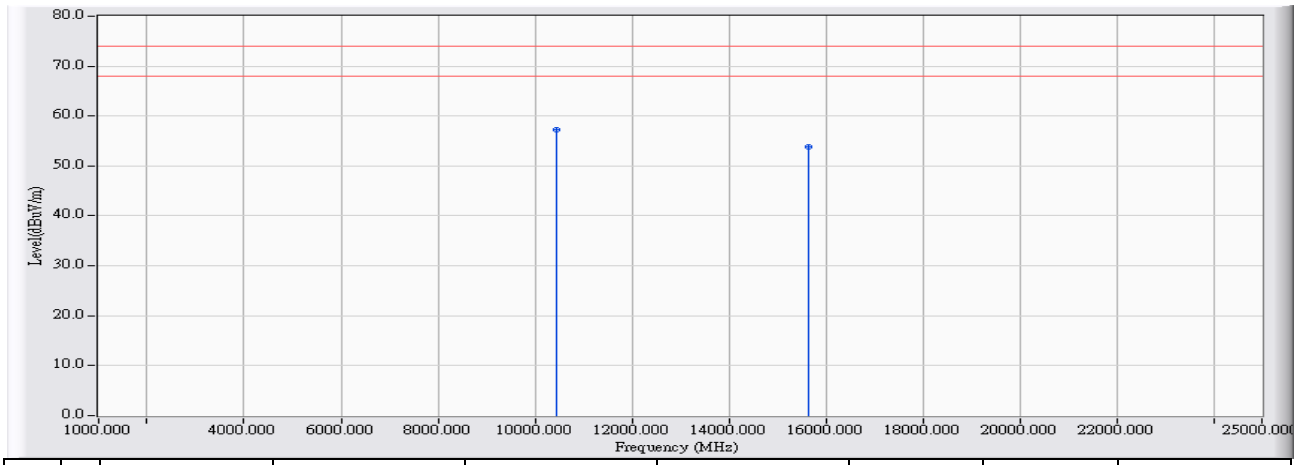

		Frequency (MHz)	Correct Factor (dB)	Reading Level (dBuV)	Measure Level (dBuV/m)	Margin (dB)	Limit (dBuV/m)	Detector Type
1	*	10440.950	8.635	48.630	57.265	-16.735	74.000	PEAK
2		15659.470	9.474	44.270	53.744	-20.256	74.000	PEAK

Note:

1. All Readings below 1GHz are Quasi-Peak, above 1GHz are performed with peak and/or average measurements as necessary.
2. Peak measurements: RBW = 1MHz, VBW = 1MHz, Sweep: Auto.
3. Average measurements: RBW = 1MHz, VBW = 10 Hz, Sweep: Auto.
4. " * ", means this data is the worst emission level.
5. " # ", means the frequency is out of the restricted band.
6. Measurement Level = Reading Level + Correct Factor.
7. The average measurement was not performed when the peak measured data under the limit of average detection.

Site : CB1	**Time : 2015/07/16 - 17:15**
Limit : FCC_SpartC_15.209_03M_AV	**Margin : 6**
Probe : CB1_FCC_EFS_1-18G_H2 - HORIZONTAL	**Power : AC 120V/60Hz**
EUT : Full HD Ultra-Wide View Wi-Fi Camera	**Note : 802.11n20_5220MHz**

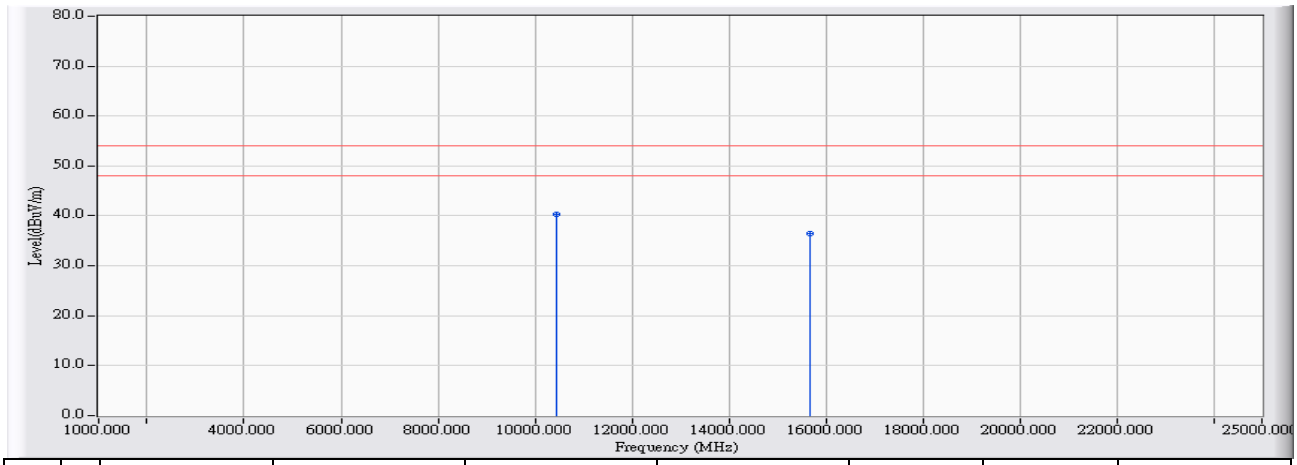

		Frequency (MHz)	Correct Factor (dB)	Reading Level (dBuV)	Measure Level (dBuV/m)	Margin (dB)	Limit (dBuV/m)	Detector Type
1	*	10439.940	8.630	31.620	40.250	-13.750	54.000	AVERAGE
2		15662.299	9.459	27.090	36.549	-17.451	54.000	AVERAGE

Note:

1. All Readings below 1GHz are Quasi-Peak, above 1GHz are performed with peak and/or average measurements as necessary.
2. Peak measurements: RBW = 1MHz, VBW = 1MHz, Sweep: Auto.
3. Average measurements: RBW = 1MHz, VBW = 10 Hz, Sweep: Auto.
4. " * ", means this data is the worst emission level.
5. " # ", means the frequency is out of the restricted band.
6. Measurement Level = Reading Level + Correct Factor.
7. The average measurement was not performed when the peak measured data under the limit of average detection.

Site : CB1	**Time : 2015/07/16 - 17:20**
Limit : FCC_SpartC_15.209_03M_PK	**Margin : 6**
Probe : CB1_FCC_EFS_1-18G_H2 - VERTICAL	**Power : AC 120V/60Hz**
EUT : Full HD Ultra-Wide View Wi-Fi Camera	**Note : 802.11a_5220MHz**

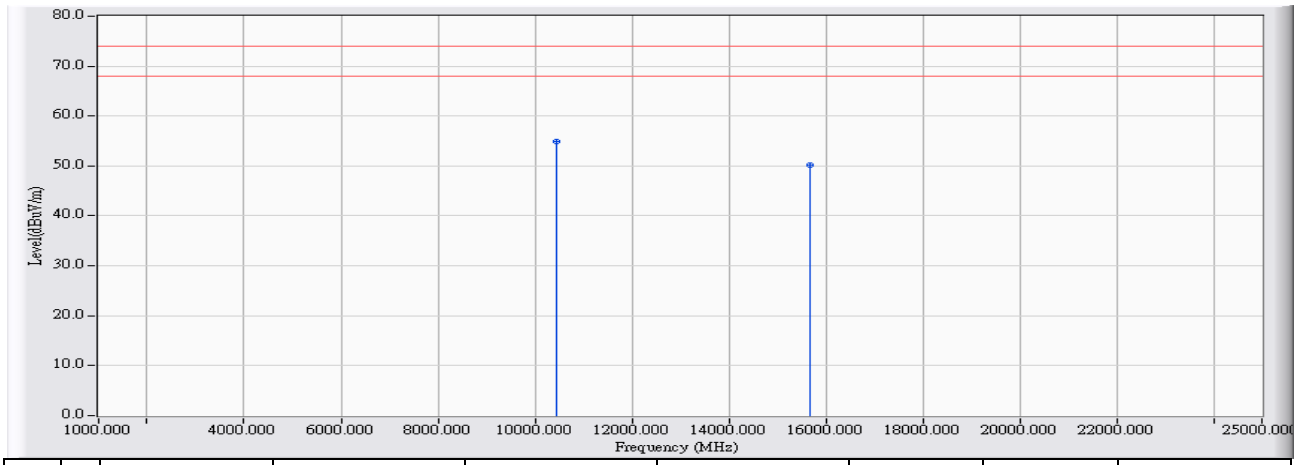

		Frequency (MHz)	Correct Factor (dB)	Reading Level (dBuV)	Measure Level (dBuV/m)	Margin (dB)	Limit (dBuV/m)	Detector Type
1	*	10440.750	8.159	46.760	54.919	-19.081	74.000	PEAK
2		15665.817	9.721	40.500	50.220	-23.780	74.000	PEAK

Note:

1. All Readings below 1GHz are Quasi-Peak, above 1GHz are performed with peak and/or average measurements as necessary.
2. Peak measurements: RBW = 1MHz, VBW = 1MHz, Sweep: Auto.
3. Average measurements: RBW = 1MHz, VBW = 10 Hz, Sweep: Auto.
4. " * ", means this data is the worst emission level.
5. " # ", means the frequency is out of the restricted band.
6. Measurement Level = Reading Level + Correct Factor.
7. The average measurement was not performed when the peak measured data under the limit of average detection.

Site : CB1	**Time : 2015/07/16 - 17:23**
Limit : FCC_SpartC_15.209_03M_AV	**Margin : 6**
Probe : CB1_FCC_EFS_1-18G_H2 - VERTICAL	**Power : AC 120V/60Hz**
EUT : Full HD Ultra-Wide View Wi-Fi Camera	**Note : 802.11n20_5220MHz**

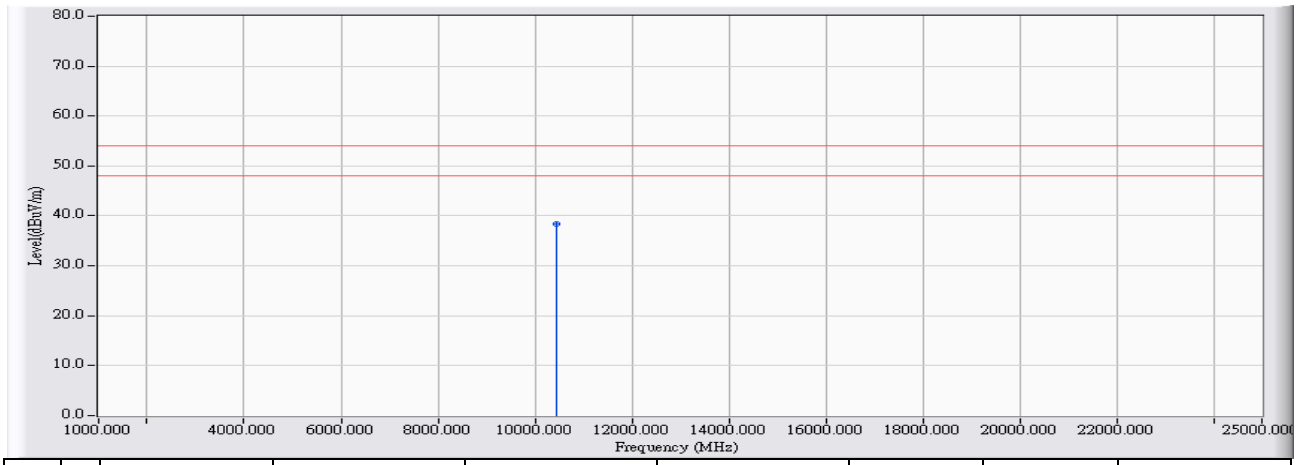

		Frequency (MHz)	Correct Factor (dB)	Reading Level (dBuV)	Measure Level (dBuV/m)	Margin (dB)	Limit (dBuV/m)	Detector Type
1	*	10440.000	8.155	30.270	38.425	-15.575	54.000	AVERAGE

Note:

1. All Readings below 1GHz are Quasi-Peak, above 1GHz are performed with peak and/or average measurements as necessary.
2. Peak measurements: RBW = 1MHz, VBW = 1MHz, Sweep: Auto.
3. Average measurements: RBW = 1MHz, VBW = 10 Hz, Sweep: Auto.
4. " * ", means this data is the worst emission level.
5. " # ", means the frequency is out of the restricted band.
6. Measurement Level = Reading Level + Correct Factor.
7. The average measurement was not performed when the peak measured data under the limit of average detection.

Site : CB1	**Time : 2015/07/16 - 17:28**
Limit : FCC_SpartC_15.209_03M_PK	**Margin : 6**
Probe : CB1_FCC_EFS_1-18G_H2 - HORIZONTAL	**Power : AC 120V/60Hz**
EUT : Full HD Ultra-Wide View Wi-Fi Camera	**Note : 802.11n20_5240MHz**

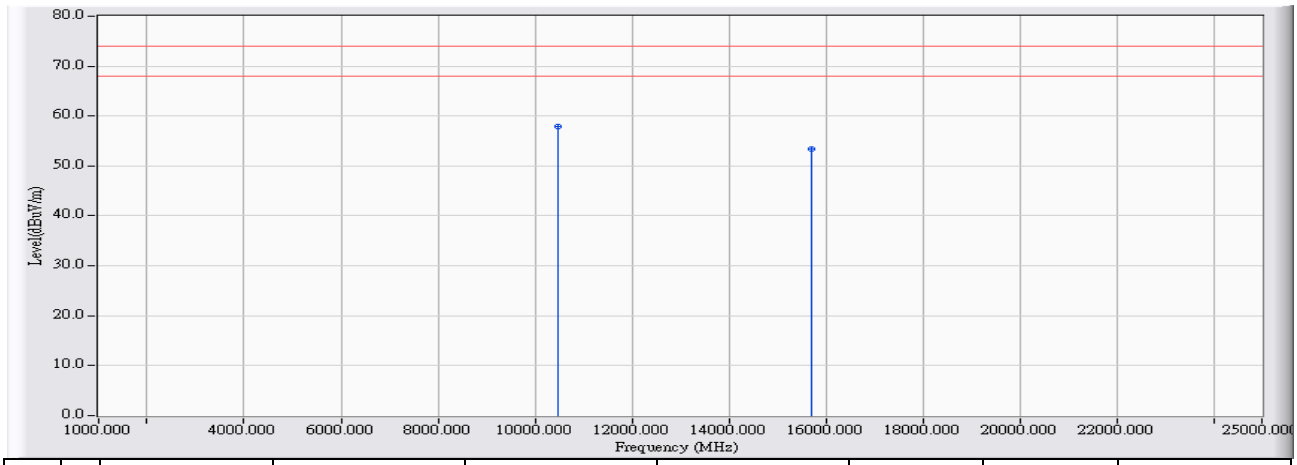

		Frequency (MHz)	Correct Factor (dB)	Reading Level (dBuV)	Measure Level (dBuV/m)	Margin (dB)	Limit (dBuV/m)	Detector Type
1	*	10480.510	8.836	49.160	57.996	-16.004	74.000	PEAK
2		15721.759	9.129	44.350	53.480	-20.520	74.000	PEAK

Note:

1. All Readings below 1GHz are Quasi-Peak, above 1GHz are performed with peak and/or average measurements as necessary.
2. Peak measurements: RBW = 1MHz, VBW = 1MHz, Sweep: Auto.
3. Average measurements: RBW = 1MHz, VBW = 10 Hz, Sweep: Auto.
4. " * ", means this data is the worst emission level.
5. " # ", means the frequency is out of the restricted band.
6. Measurement Level = Reading Level + Correct Factor.
7. The average measurement was not performed when the peak measured data under the limit of average detection.

Site : CB1	**Time : 2015/07/16 - 17:31**
Limit : FCC_SpartC_15.209_03M_AV	**Margin : 6**
Probe : CB1_FCC_EFS_1-18G_H2 - HORIZONTAL	**Power : AC 120V/60Hz**
EUT : Full HD Ultra-Wide View Wi-Fi Camera	**Note : 802.11n20_5240MHz**

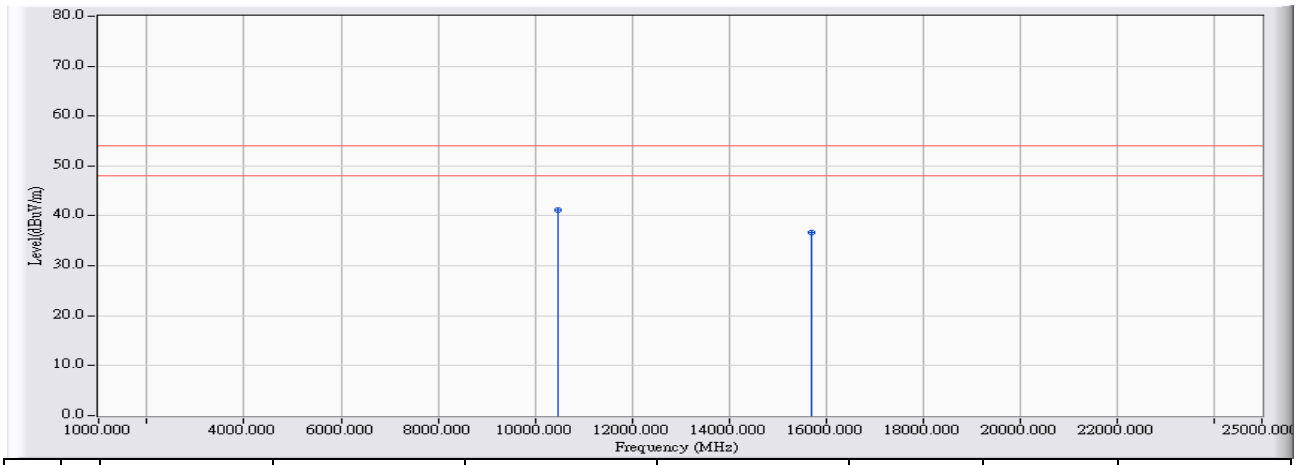

		Frequency (MHz)	Correct Factor (dB)	Reading Level (dBuV)	Measure Level (dBuV/m)	Margin (dB)	Limit (dBuV/m)	Detector Type
1	*	10480.750	8.837	32.370	41.207	-12.793	54.000	AVERAGE
2		15722.440	9.126	27.470	36.596	-17.404	54.000	AVERAGE

Note:

1. All Readings below 1GHz are Quasi-Peak, above 1GHz are performed with peak and/or average measurements as necessary.
2. Peak measurements: RBW = 1MHz, VBW = 1MHz, Sweep: Auto.
3. Average measurements: RBW = 1MHz, VBW = 10 Hz, Sweep: Auto.
4. " * ", means this data is the worst emission level.
5. " # ", means the frequency is out of the restricted band.
6. Measurement Level = Reading Level + Correct Factor.
7. The average measurement was not performed when the peak measured data under the limit of average detection.

Site : CB1	**Time : 2015/07/16 - 17:36**
Limit : FCC_SpartC_15.209_03M_PK	**Margin : 6**
Probe : CB1_FCC_EFS_1-18G_H2 - VERTICAL	**Power : AC 120V/60Hz**
EUT : Full HD Ultra-Wide View Wi-Fi Camera	**Note : 802.11n20_5240MHz**

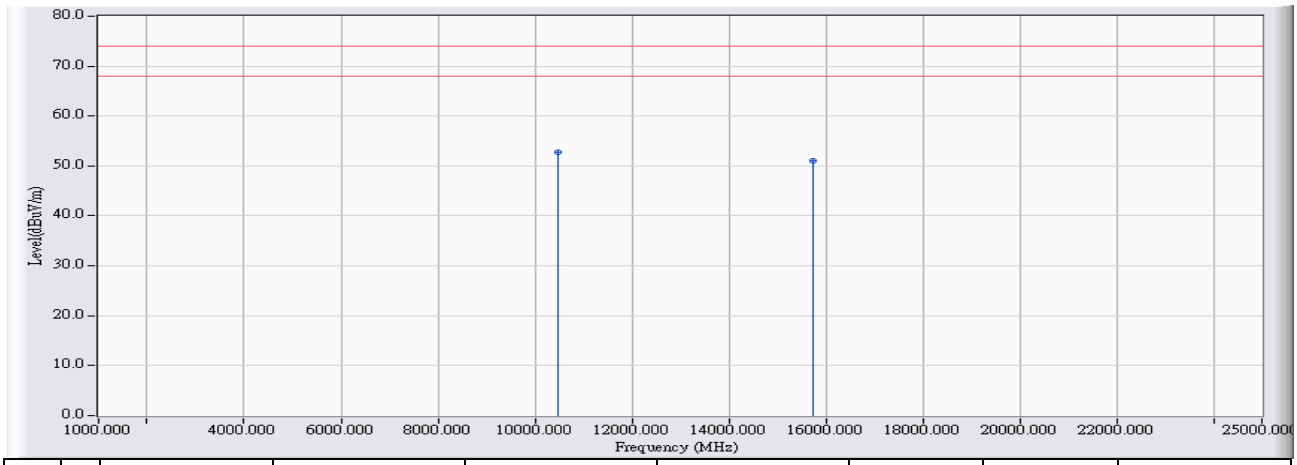

		Frequency (MHz)	Correct Factor (dB)	Reading Level (dBuV)	Measure Level (dBuV/m)	Margin (dB)	Limit (dBuV/m)	Detector Type
1	*	10482.699	8.391	44.430	52.821	-21.179	74.000	PEAK
2		15726.900	9.403	41.600	51.003	-22.997	74.000	PEAK

Note:

1. All Readings below 1GHz are Quasi-Peak, above 1GHz are performed with peak and/or average measurements as necessary.
2. Peak measurements: RBW = 1MHz, VBW = 1MHz, Sweep: Auto.
3. Average measurements: RBW = 1MHz, VBW = 10 Hz, Sweep: Auto.
4. " * ", means this data is the worst emission level.
5. " # ", means the frequency is out of the restricted band.
6. Measurement Level = Reading Level + Correct Factor.
7. The average measurement was not performed when the peak measured data under the limit of average detection.

Site : CB1	**Time : 2015/07/16 - 17:38**
Limit : FCC_SpartC_15.209_03M_AV	**Margin : 6**
Probe : CB1_FCC_EFS_1-18G_H2 - VERTICAL	**Power : AC 120V/60Hz**
EUT : Full HD Ultra-Wide View Wi-Fi Camera	**Note : 802.11n20_5240MHz**

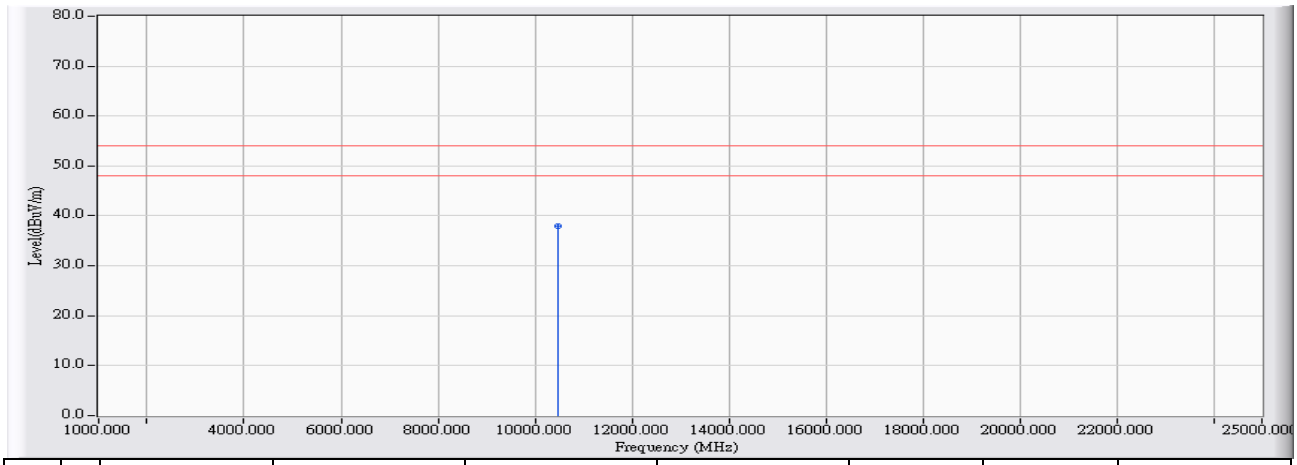

		Frequency (MHz)	Correct Factor (dB)	Reading Level (dBuV)	Measure Level (dBuV/m)	Margin (dB)	Limit (dBuV/m)	Detector Type
1	*	10480.000	8.376	29.510	37.886	-16.114	54.000	AVERAGE

Note:

1. All Readings below 1GHz are Quasi-Peak, above 1GHz are performed with peak and/or average measurements as necessary.
2. Peak measurements: RBW = 1MHz, VBW = 1MHz, Sweep: Auto.
3. Average measurements: RBW = 1MHz, VBW = 10 Hz, Sweep: Auto.
4. " * ", means this data is the worst emission level.
5. " # ", means the frequency is out of the restricted band.
6. Measurement Level = Reading Level + Correct Factor.
7. The average measurement was not performed when the peak measured data under the limit of average detection.

Site : CB1	**Time : 2015/07/16 - 17:43**
Limit : FCC_SpartC_15.209_03M_PK	**Margin : 6**
Probe : CB1_FCC_EFS_1-18G_H2 - HORIZONTAL	**Power : AC 120V/60Hz**
EUT : Full HD Ultra-Wide View Wi-Fi Camera	**Note : 802.11n40_5190MHz**

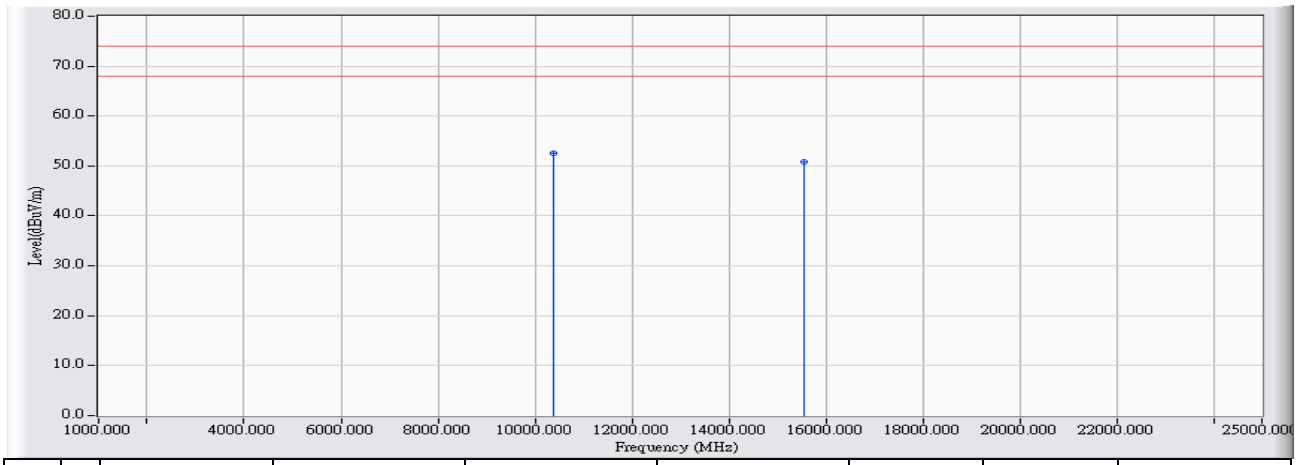

		Frequency (MHz)	Correct Factor (dB)	Reading Level (dBuV)	Measure Level (dBuV/m)	Margin (dB)	Limit (dBuV/m)	Detector Type
1	*	10383.283	8.347	44.220	52.567	-21.433	74.000	PEAK
2		15569.190	9.981	40.790	50.771	-23.229	74.000	PEAK

Note:

1. All Readings below 1GHz are Quasi-Peak, above 1GHz are performed with peak and/or average measurements as necessary.
2. Peak measurements: RBW = 1MHz, VBW = 1MHz, Sweep: Auto.
3. Average measurements: RBW = 1MHz, VBW = 10 Hz, Sweep: Auto.
4. " * ", means this data is the worst emission level.
5. " # ", means the frequency is out of the restricted band.
6. Measurement Level = Reading Level + Correct Factor.
7. The average measurement was not performed when the peak measured data under the limit of average detection.

Site : CB1	**Time : 2015/07/16 - 17:49**
Limit : FCC_SpartC_15.209_03M_PK	**Margin : 6**
Probe : CB1_FCC_EFS_1-18G_H2 - VERTICAL	**Power : AC 120V/60Hz**
EUT : Full HD Ultra-Wide View Wi-Fi Camera	**Note : 802.11n40_5190MHz**

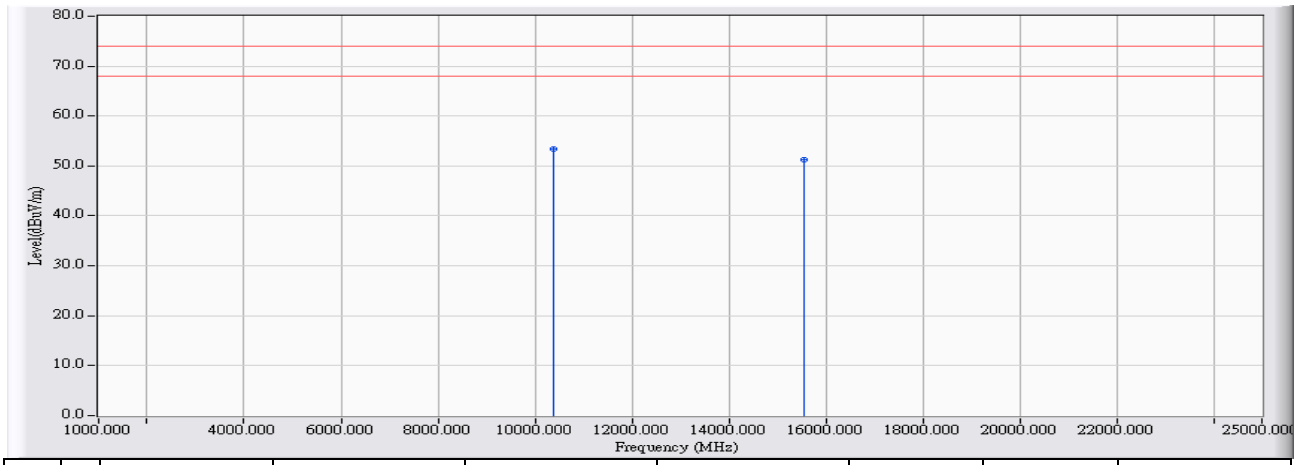

		Frequency (MHz)	Correct Factor (dB)	Reading Level (dBuV)	Measure Level (dBuV/m)	Margin (dB)	Limit (dBuV/m)	Detector Type
1	*	10380.610	7.831	45.470	53.302	-20.698	74.000	PEAK
2		15566.172	10.246	40.980	51.226	-22.774	74.000	PEAK

Note:

1. All Readings below 1GHz are Quasi-Peak, above 1GHz are performed with peak and/or average measurements as necessary.
2. Peak measurements: RBW = 1MHz, VBW = 1MHz, Sweep: Auto.
3. Average measurements: RBW = 1MHz, VBW = 10 Hz, Sweep: Auto.
4. " * ", means this data is the worst emission level.
5. " # ", means the frequency is out of the restricted band.
6. Measurement Level = Reading Level + Correct Factor.
7. The average measurement was not performed when the peak measured data under the limit of average detection.

Site : CB1	**Time : 2015/07/16 - 17:52**
Limit : FCC_SpartC_15.209_03M_AV	**Margin : 6**
Probe : CB1_FCC_EFS_1-18G_H2 - VERTICAL	**Power : AC 120V/60Hz**
EUT : Full HD Ultra-Wide View Wi-Fi Camera	**Note : 802.11n40_5190MHz**

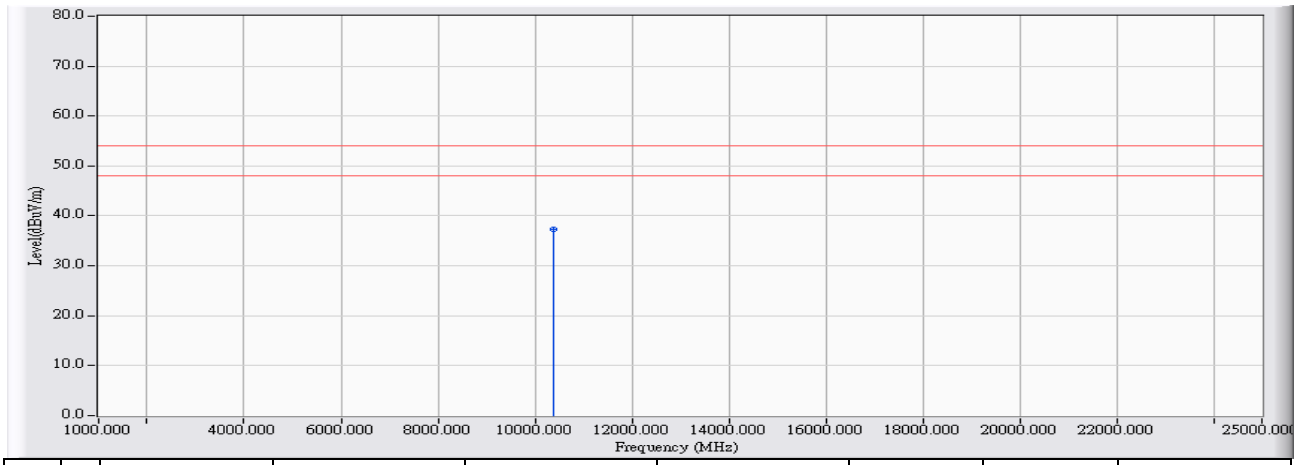

		Frequency (MHz)	Correct Factor (dB)	Reading Level (dBuV)	Measure Level (dBuV/m)	Margin (dB)	Limit (dBuV/m)	Detector Type
1	*	10380.060	7.829	29.530	37.359	-16.641	54.000	AVERAGE

Note:

1. All Readings below 1GHz are Quasi-Peak, above 1GHz are performed with peak and/or average measurements as necessary.
2. Peak measurements: RBW = 1MHz, VBW = 1MHz, Sweep: Auto.
3. Average measurements: RBW = 1MHz, VBW = 10 Hz, Sweep: Auto.
4. " * ", means this data is the worst emission level.
5. " # ", means the frequency is out of the restricted band.
6. Measurement Level = Reading Level + Correct Factor.
7. The average measurement was not performed when the peak measured data under the limit of average detection.

Site : CB1	**Time : 2015/07/16 - 17:58**
Limit : FCC_SpartC_15.209_03M_PK	**Margin : 6**
Probe : CB1_FCC_EFS_1-18G_H2 - HORIZONTAL	**Power : AC 120V/60Hz**
EUT : Full HD Ultra-Wide View Wi-Fi Camera	**Note : 802.11n40_5230MHz**

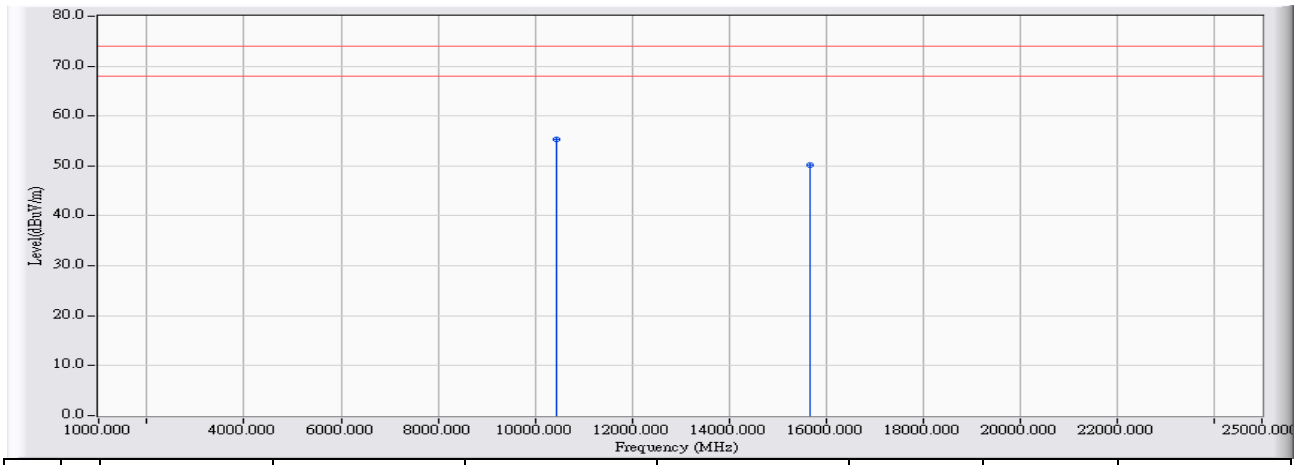

		Frequency (MHz)	Correct Factor (dB)	Reading Level (dBuV)	Measure Level (dBuV/m)	Margin (dB)	Limit (dBuV/m)	Detector Type
1	*	10459.660	8.731	46.580	55.310	-18.690	74.000	PEAK
2		15681.414	9.352	40.750	50.102	-23.898	74.000	PEAK

Note:

1. All Readings below 1GHz are Quasi-Peak, above 1GHz are performed with peak and/or average measurements as necessary.
2. Peak measurements: RBW = 1MHz, VBW = 1MHz, Sweep: Auto.
3. Average measurements: RBW = 1MHz, VBW = 10 Hz, Sweep: Auto.
4. " * ", means this data is the worst emission level.
5. " # ", means the frequency is out of the restricted band.
6. Measurement Level = Reading Level + Correct Factor.
7. The average measurement was not performed when the peak measured data under the limit of average detection.

Site : CB1	**Time : 2015/07/16 - 18:01**
Limit : FCC_SpartC_15.209_03M_AV	**Margin : 6**
Probe : CB1_FCC_EFS_1-18G_H2 - HORIZONTAL	**Power : AC 120V/60Hz**
EUT : Full HD Ultra-Wide View Wi-Fi Camera	**Note : 802.11n40_5230MHz**

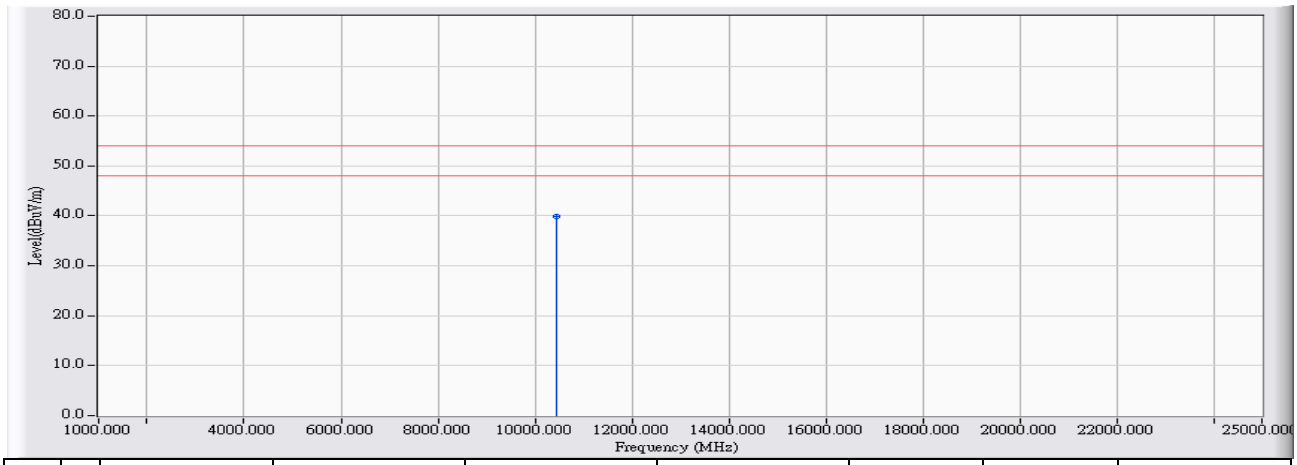

		Frequency (MHz)	Correct Factor (dB)	Reading Level (dBuV)	Measure Level (dBuV/m)	Margin (dB)	Limit (dBuV/m)	Detector Type
1	*	10460.200	8.733	31.150	39.883	-14.117	54.000	AVERAGE

Note:

1. All Readings below 1GHz are Quasi-Peak, above 1GHz are performed with peak and/or average measurements as necessary.
2. Peak measurements: RBW = 1MHz, VBW = 1MHz, Sweep: Auto.
3. Average measurements: RBW = 1MHz, VBW = 10 Hz, Sweep: Auto.
4. " * ", means this data is the worst emission level.
5. " # ", means the frequency is out of the restricted band.
6. Measurement Level = Reading Level + Correct Factor.
7. The average measurement was not performed when the peak measured data under the limit of average detection.

Site : CB1	**Time : 2015/07/16 - 18:06**
Limit : FCC_SpartC_15.209_03M_PK	**Margin : 6**
Probe : CB1_FCC_EFS_1-18G_H2 - VERTICAL	**Power : AC 120V/60Hz**
EUT : Full HD Ultra-Wide View Wi-Fi Camera	**Note : 802.11n40_5230MHz**

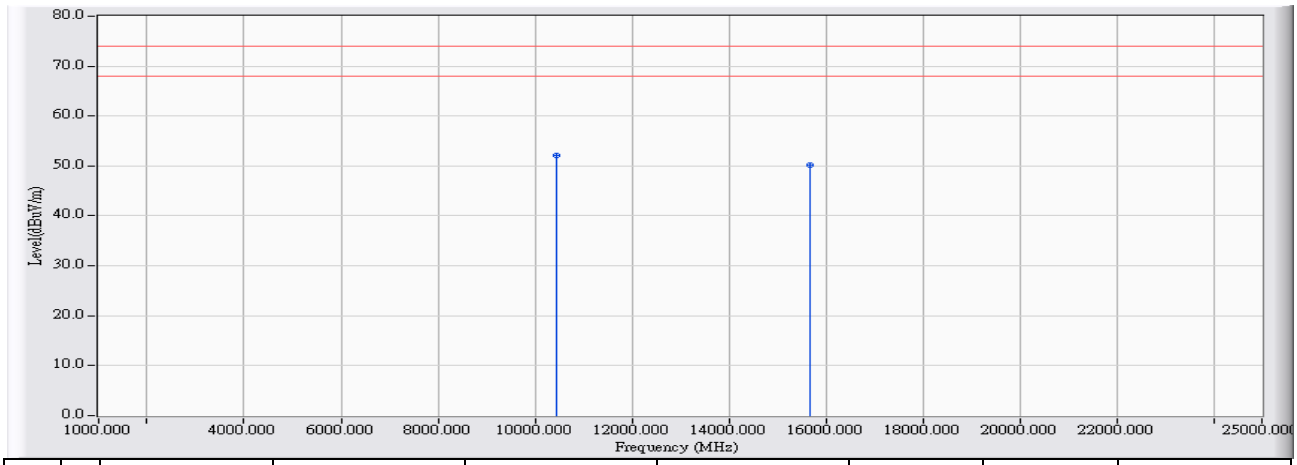

		Frequency (MHz)	Correct Factor (dB)	Reading Level (dBuV)	Measure Level (dBuV/m)	Margin (dB)	Limit (dBuV/m)	Detector Type
1	*	10460.230	8.267	43.880	52.147	-21.853	74.000	PEAK
2		15680.755	9.643	40.470	50.112	-23.888	74.000	PEAK

Note:

1. All Readings below 1GHz are Quasi-Peak, above 1GHz are performed with peak and/or average measurements as necessary.
2. Peak measurements: RBW = 1MHz, VBW = 1MHz, Sweep: Auto.
3. Average measurements: RBW = 1MHz, VBW = 10 Hz, Sweep: Auto.
4. " * ", means this data is the worst emission level.
5. " # ", means the frequency is out of the restricted band.
6. Measurement Level = Reading Level + Correct Factor.
7. The average measurement was not performed when the peak measured data under the limit of average detection.

Site : CB1	**Time : 2015/07/16 - 18:10**
Limit : FCC_SpartC_15.209_03M_AV	**Margin : 6**
Probe : CB1_FCC_EFS_1-18G_H2 - VERTICAL	**Power : AC 120V/60Hz**
EUT : Full HD Ultra-Wide View Wi-Fi Camera	**Note : 802.11n40_5230MHz**

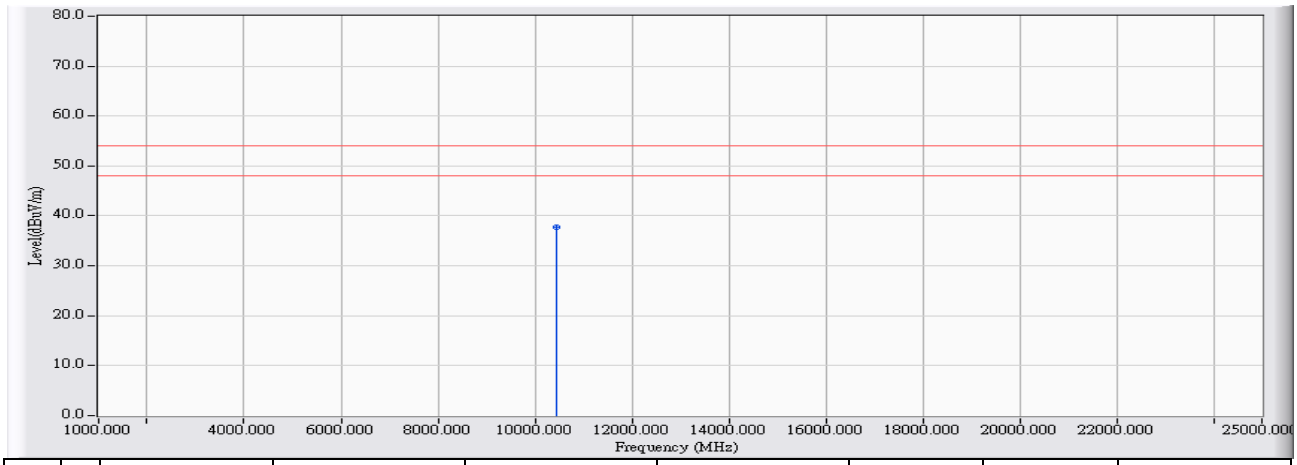

		Frequency (MHz)	Correct Factor (dB)	Reading Level (dBuV)	Measure Level (dBuV/m)	Margin (dB)	Limit (dBuV/m)	Detector Type
1	*	10460.030	8.266	29.440	37.706	-16.294	54.000	AVERAGE

Note:

1. All Readings below 1GHz are Quasi-Peak, above 1GHz are performed with peak and/or average measurements as necessary.
2. Peak measurements: RBW = 1MHz, VBW = 1MHz, Sweep: Auto.
3. Average measurements: RBW = 1MHz, VBW = 10 Hz, Sweep: Auto.
4. " * ", means this data is the worst emission level.
5. " # ", means the frequency is out of the restricted band.
6. Measurement Level = Reading Level + Correct Factor.
7. The average measurement was not performed when the peak measured data under the limit of average detection.

Site : CB1	**Time : 2015/07/16 - 18:14**
Limit : FCC_SpartC_15.209_03M_PK	**Margin : 6**
Probe : CB1_FCC_EFS_1-18G_H2 - HORIZONTAL	**Power : AC 120V/60Hz**
EUT : Full HD Ultra-Wide View Wi-Fi Camera	**Note : 802.11ac 80_5210MHz**

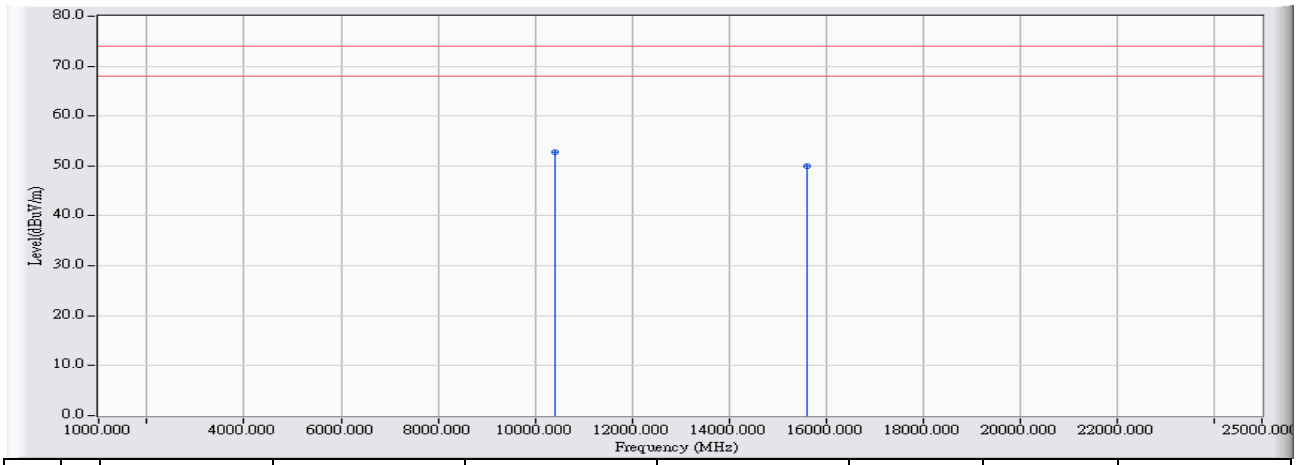

		Frequency (MHz)	Correct Factor (dB)	Reading Level (dBuV)	Measure Level (dBuV/m)	Margin (dB)	Limit (dBuV/m)	Detector Type
1	*	10420.000	8.529	44.130	52.659	-21.341	74.000	PEAK
2		15623.843	9.674	40.370	50.043	-23.957	74.000	PEAK

Note:

1. All Readings below 1GHz are Quasi-Peak, above 1GHz are performed with peak and/or average measurements as necessary.
2. Peak measurements: RBW = 1MHz, VBW = 1MHz, Sweep: Auto.
3. Average measurements: RBW = 1MHz, VBW = 10 Hz, Sweep: Auto.
4. " * ", means this data is the worst emission level.
5. " # ", means the frequency is out of the restricted band.
6. Measurement Level = Reading Level + Correct Factor.
7. The average measurement was not performed when the peak measured data under the limit of average detection.

Site : CB1	**Time : 2015/07/16 - 18:17**
Limit : FCC_SpartC_15.209_03M_AV	**Margin : 6**
Probe : CB1_FCC_EFS_1-18G_H2 - HORIZONTAL	**Power : AC 120V/60Hz**
EUT : Full HD Ultra-Wide View Wi-Fi Camera	**Note : 802.11ac 80_5210MHz**

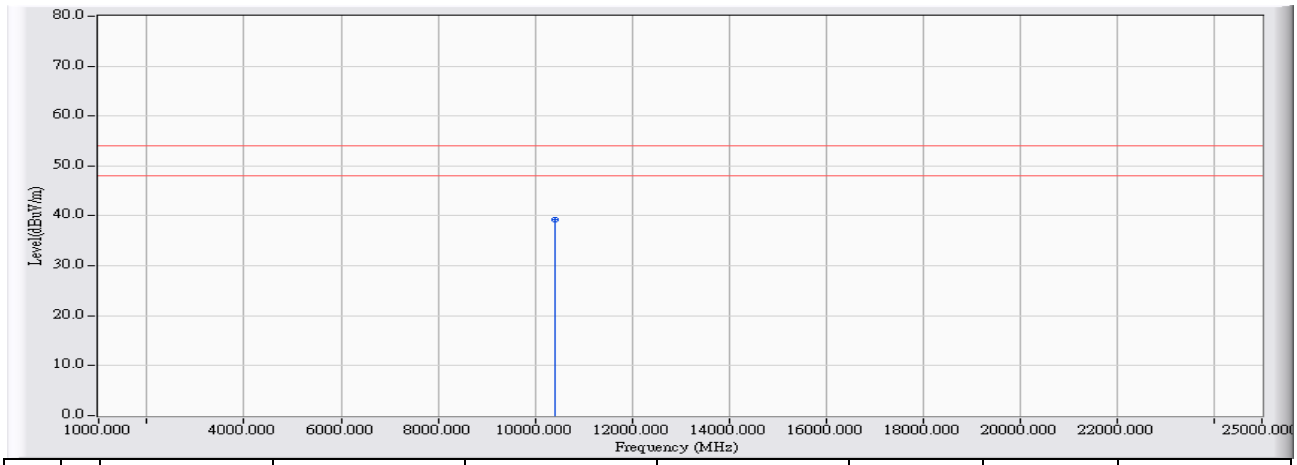

		Frequency (MHz)	Correct Factor (dB)	Reading Level (dBuV)	Measure Level (dBuV/m)	Margin (dB)	Limit (dBuV/m)	Detector Type
1	*	10419.980	8.529	30.640	39.169	-14.831	54.000	AVERAGE

Note:

1. All Readings below 1GHz are Quasi-Peak, above 1GHz are performed with peak and/or average measurements as necessary.
2. Peak measurements: RBW = 1MHz, VBW = 1MHz, Sweep: Auto.
3. Average measurements: RBW = 1MHz, VBW = 10 Hz, Sweep: Auto.
4. " * ", means this data is the worst emission level.
5. " # ", means the frequency is out of the restricted band.
6. Measurement Level = Reading Level + Correct Factor.
7. The average measurement was not performed when the peak measured data under the limit of average detection.

Site : CB1	**Time : 2015/07/16 - 18:20**
Limit : FCC_SpartC_15.209_03M_PK	**Margin : 6**
Probe : CB1_FCC_EFS_1-18G_H2 - VERTICAL	**Power : AC 120V/60Hz**
EUT : Full HD Ultra-Wide View Wi-Fi Camera	**Note : 802.11ac80_5210MHz**

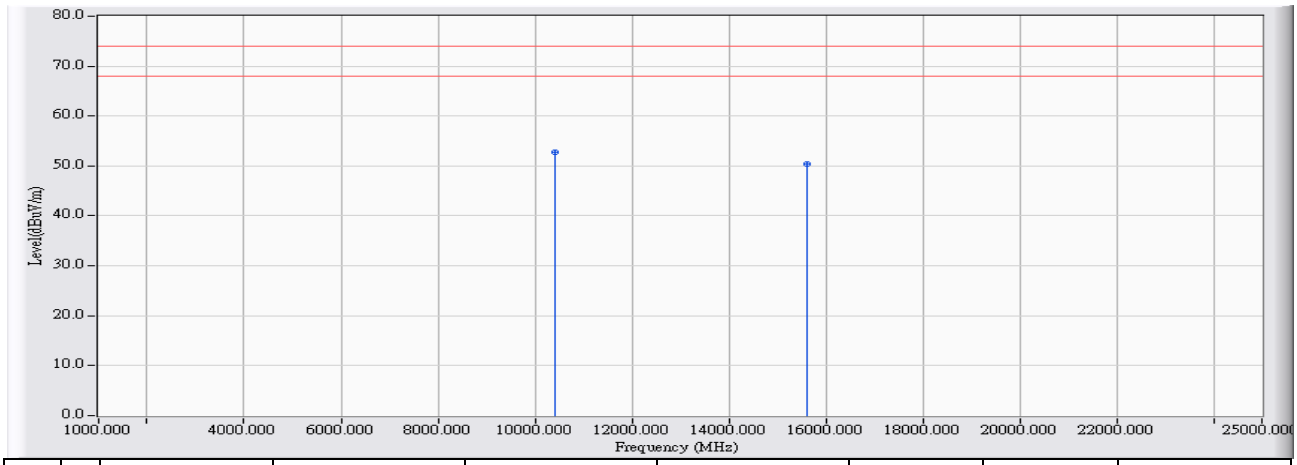

		Frequency (MHz)	Correct Factor (dB)	Reading Level (dBuV)	Measure Level (dBuV/m)	Margin (dB)	Limit (dBuV/m)	Detector Type
1	*	10420.000	8.045	44.790	52.835	-21.165	74.000	PEAK
2		15620.035	9.960	40.340	50.300	-23.700	74.000	PEAK

Note:

1. All Readings below 1GHz are Quasi-Peak, above 1GHz are performed with peak and/or average measurements as necessary.
2. Peak measurements: RBW = 1MHz, VBW = 1MHz, Sweep: Auto.
3. Average measurements: RBW = 1MHz, VBW = 10 Hz, Sweep: Auto.
4. " * ", means this data is the worst emission level.
5. " # ", means the frequency is out of the restricted band.
6. Measurement Level = Reading Level + Correct Factor.
7. The average measurement was not performed when the peak measured data under the limit of average detection.

Site : CB1	**Time : 2015/07/16 - 18:23**
Limit : FCC_SpartC_15.209_03M_AV	**Margin : 6**
Probe : CB1_FCC_EFS_1-18G_H2 - VERTICAL	**Power : AC 120V/60Hz**
EUT : Full HD Ultra-Wide View Wi-Fi Camera	**Note : 802.11ac80_5210MHz**

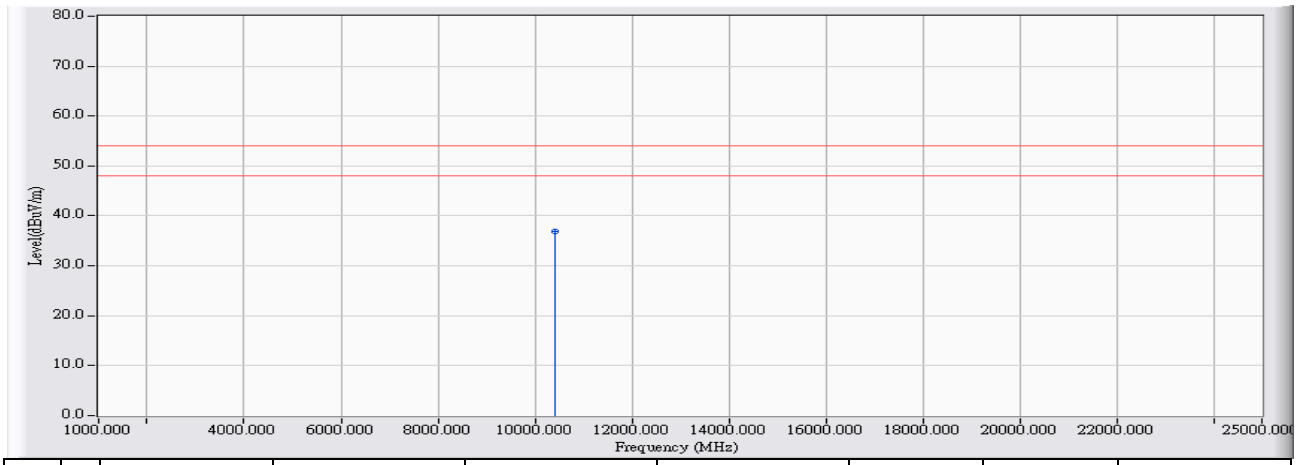

		Frequency (MHz)	Correct Factor (dB)	Reading Level (dBuV)	Measure Level (dBuV/m)	Margin (dB)	Limit (dBuV/m)	Detector Type
1	*	10420.000	8.045	28.910	36.955	-17.045	54.000	AVERAGE

Note:

1. All Readings below 1GHz are Quasi-Peak, above 1GHz are performed with peak and/or average measurements as necessary.
2. Peak measurements: RBW = 1MHz, VBW = 1MHz, Sweep: Auto.
3. Average measurements: RBW = 1MHz, VBW = 10 Hz, Sweep: Auto.
4. " * ", means this data is the worst emission level.
5. " # ", means the frequency is out of the restricted band.
6. Measurement Level = Reading Level + Correct Factor.
7. The average measurement was not performed when the peak measured data under the limit of average detection.

Site : CB1	**Time : 2015/07/19 - 05:28**
Limit : FCC_SpartC_15.209_03M_PK	**Margin : 6**
Probe : CB1_FCC_EFS_1-18G_H2 - HORIZONTAL	**Power : AC 120V/60Hz**
EUT : Full HD Ultra-Wide View Wi-Fi Camera	**Note : 802.11a-5260MHz**

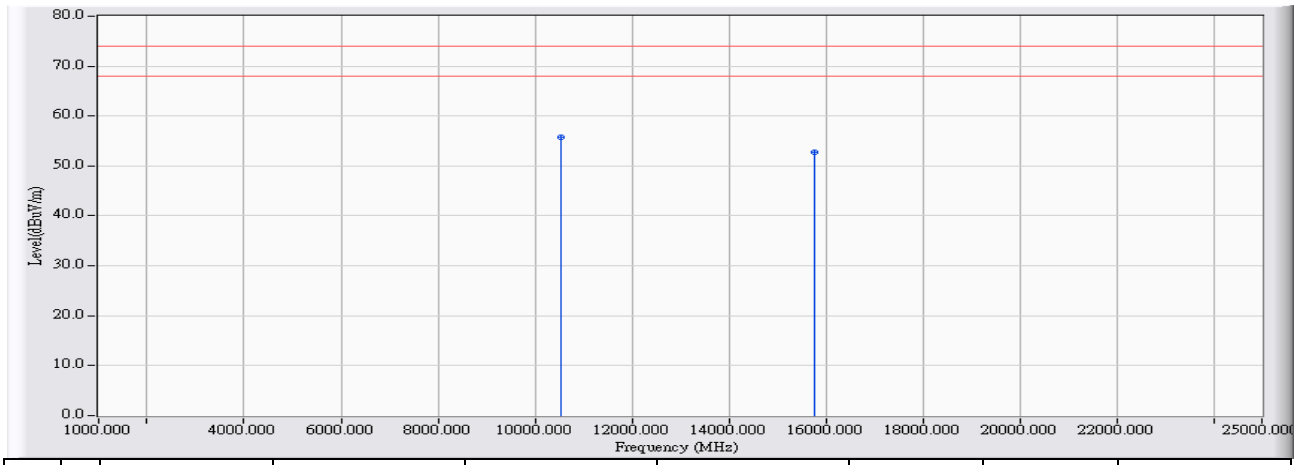

		Frequency (MHz)	Correct Factor (dB)	Reading Level (dBuV)	Measure Level (dBuV/m)	Margin (dB)	Limit (dBuV/m)	Detector Type
1	*	10526.070	9.067	46.621	55.688	-18.312	74.000	PEAK
2		15781.830	8.801	43.924	52.725	-21.275	74.000	PEAK

Note:

1. All Readings below 1GHz are Quasi-Peak, above 1GHz are performed with peak and/or average measurements as necessary.
2. Peak measurements: RBW = 1MHz, VBW = 1MHz, Sweep: Auto.
3. Average measurements: RBW = 1MHz, VBW = 10 Hz, Sweep: Auto.
4. " * ", means this data is the worst emission level.
5. " # ", means the frequency is out of the restricted band.
6. Measurement Level = Reading Level + Correct Factor.
7. The average measurement was not performed when the peak measured data under the limit of average detection.

Site : CB1	**Time : 2015/07/19 - 05:29**
Limit : FCC_SpartC_15.209_03M_AV	**Margin : 6**
Probe : CB1_FCC_EFS_1-18G_H2 - HORIZONTAL	**Power : AC 120V/60Hz**
EUT : Full HD Ultra-Wide View Wi-Fi Camera	**Note : 802.11a-5260MHz**

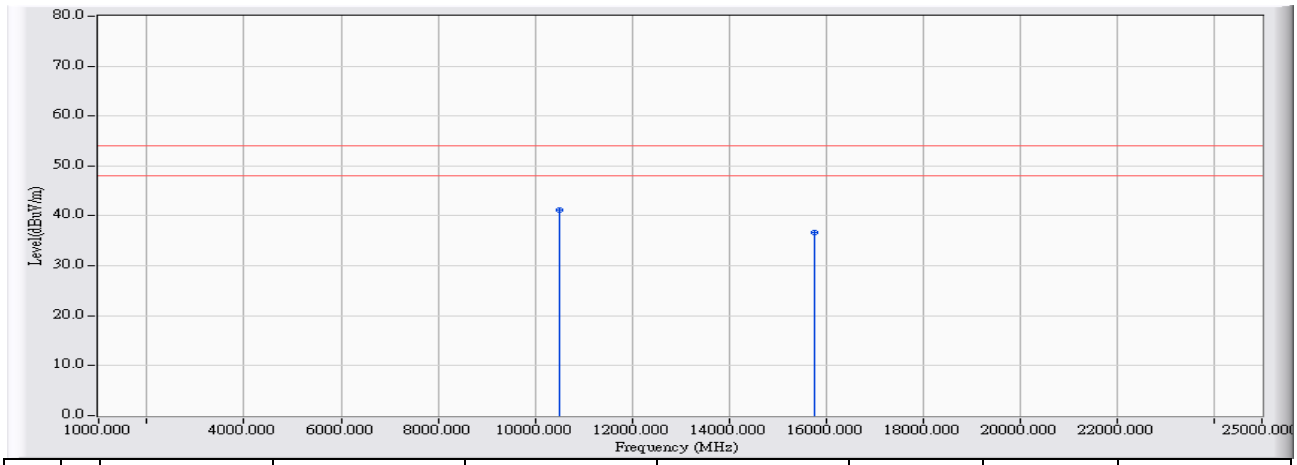

		Frequency (MHz)	Correct Factor (dB)	Reading Level (dBuV)	Measure Level (dBuV/m)	Margin (dB)	Limit (dBuV/m)	Detector Type
1	*	10520.130	9.036	32.094	41.130	-12.870	54.000	AVERAGE
2		15782.370	8.799	27.920	36.718	-17.282	54.000	AVERAGE

Note:

1. All Readings below 1GHz are Quasi-Peak, above 1GHz are performed with peak and/or average measurements as necessary.
2. Peak measurements: RBW = 1MHz, VBW = 1MHz, Sweep: Auto.
3. Average measurements: RBW = 1MHz, VBW = 10 Hz, Sweep: Auto.
4. " * ", means this data is the worst emission level.
5. " # ", means the frequency is out of the restricted band.
6. Measurement Level = Reading Level + Correct Factor.
7. The average measurement was not performed when the peak measured data under the limit of average detection.

Site : CB1	**Time : 2015/07/19 - 05:34**
Limit : FCC_SpartC_15.209_03M_PK	**Margin : 6**
Probe : CB1_FCC_EFS_1-18G_H2 - VERTICAL	**Power : AC 120V/60Hz**
EUT : Full HD Ultra-Wide View Wi-Fi Camera	**Note : 802.11a-5260MHz**

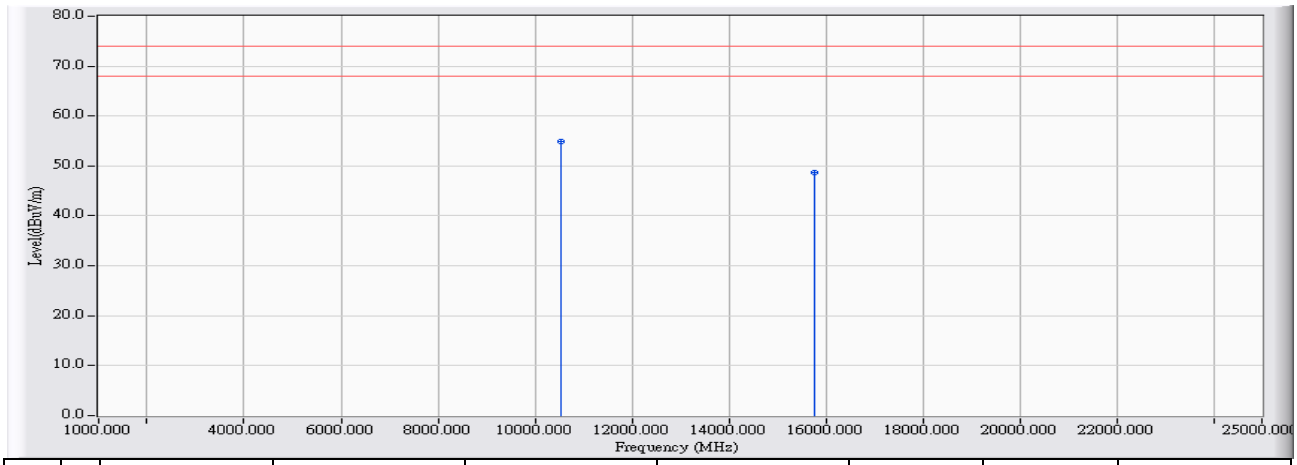

		Frequency (MHz)	Correct Factor (dB)	Reading Level (dBuV)	Measure Level (dBuV/m)	Margin (dB)	Limit (dBuV/m)	Detector Type
1	*	10527.020	8.636	46.203	54.838	-19.162	74.000	PEAK
2		15781.200	9.123	39.507	48.631	-25.369	74.000	PEAK

Note:

1. All Readings below 1GHz are Quasi-Peak, above 1GHz are performed with peak and/or average measurements as necessary.
2. Peak measurements: RBW = 1MHz, VBW = 1MHz, Sweep: Auto.
3. Average measurements: RBW = 1MHz, VBW = 10 Hz, Sweep: Auto.
4. " * ", means this data is the worst emission level.
5. " # ", means the frequency is out of the restricted band.
6. Measurement Level = Reading Level + Correct Factor.
7. The average measurement was not performed when the peak measured data under the limit of average detection.

Site : CB1	**Time : 2015/07/19 - 05:35**
Limit : FCC_SpartC_15.209_03M_AV	**Margin : 6**
Probe : CB1_FCC_EFS_1-18G_H2 - VERTICAL	**Power : AC 120V/60Hz**
EUT : Full HD Ultra-Wide View Wi-Fi Camera	**Note : 802.11a-5260MHz**

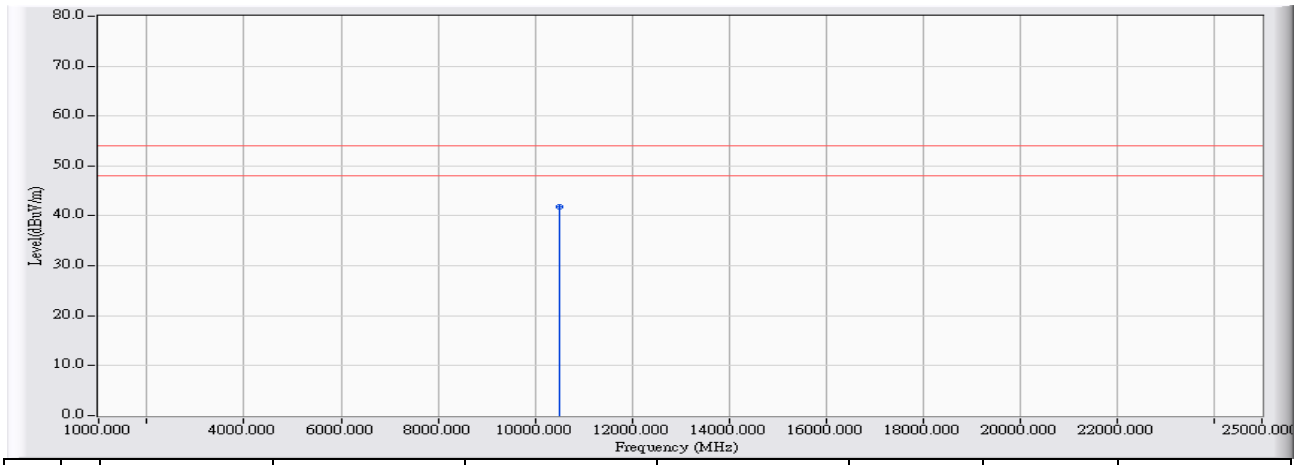

		Frequency (MHz)	Correct Factor (dB)	Reading Level (dBuV)	Measure Level (dBuV/m)	Margin (dB)	Limit (dBuV/m)	Detector Type
1	*	10520.000	8.597	33.267	41.863	-12.137	54.000	AVERAGE

Note:

1. All Readings below 1GHz are Quasi-Peak, above 1GHz are performed with peak and/or average measurements as necessary.
2. Peak measurements: RBW = 1MHz, VBW = 1MHz, Sweep: Auto.
3. Average measurements: RBW = 1MHz, VBW = 10 Hz, Sweep: Auto.
4. " * ", means this data is the worst emission level.
5. " # ", means the frequency is out of the restricted band.
6. Measurement Level = Reading Level + Correct Factor.
7. The average measurement was not performed when the peak measured data under the limit of average detection.

Site : CB1	**Time : 2015/07/19 - 05:39**
Limit : FCC_SpartC_15.209_03M_PK	**Margin : 6**
Probe : CB1_FCC_EFS_1-18G_H2 - HORIZONTAL	**Power : AC 120V/60Hz**
EUT : Full HD Ultra-Wide View Wi-Fi Camera	**Note : 802.11a-5300MHz**

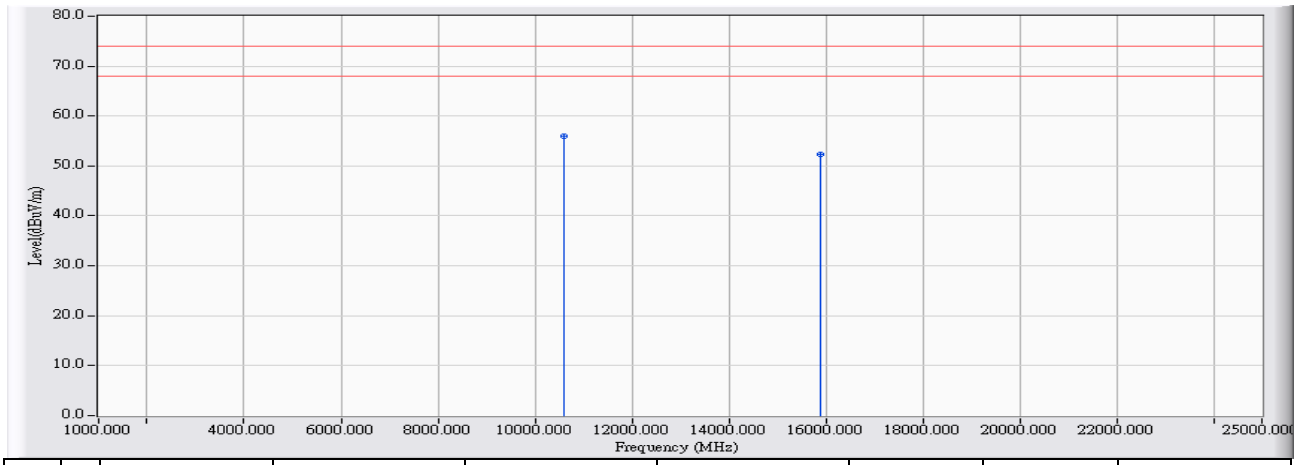

		Frequency (MHz)	Correct Factor (dB)	Reading Level (dBuV)	Measure Level (dBuV/m)	Margin (dB)	Limit (dBuV/m)	Detector Type
1	*	10594.020	9.271	46.613	55.884	-18.116	74.000	PEAK
2		15905.920	8.154	44.198	52.352	-21.648	74.000	PEAK

Note:

1. All Readings below 1GHz are Quasi-Peak, above 1GHz are performed with peak and/or average measurements as necessary.
2. Peak measurements: RBW = 1MHz, VBW = 1MHz, Sweep: Auto.
3. Average measurements: RBW = 1MHz, VBW = 10 Hz, Sweep: Auto.
4. " * ", means this data is the worst emission level.
5. " # ", means the frequency is out of the restricted band.
6. Measurement Level = Reading Level + Correct Factor.
7. The average measurement was not performed when the peak measured data under the limit of average detection.

Site : CB1	**Time : 2015/07/19 – 05:40**
Limit : FCC_SpartC_15.209_03M_AV	**Margin : 6**
Probe : CB1_FCC_EFS_1-18G_H2 - HORIZONTAL	**Power : AC 120V/60Hz**
EUT : Full HD Ultra-Wide View Wi-Fi Camera	**Note : 802.11a-5300MHz**

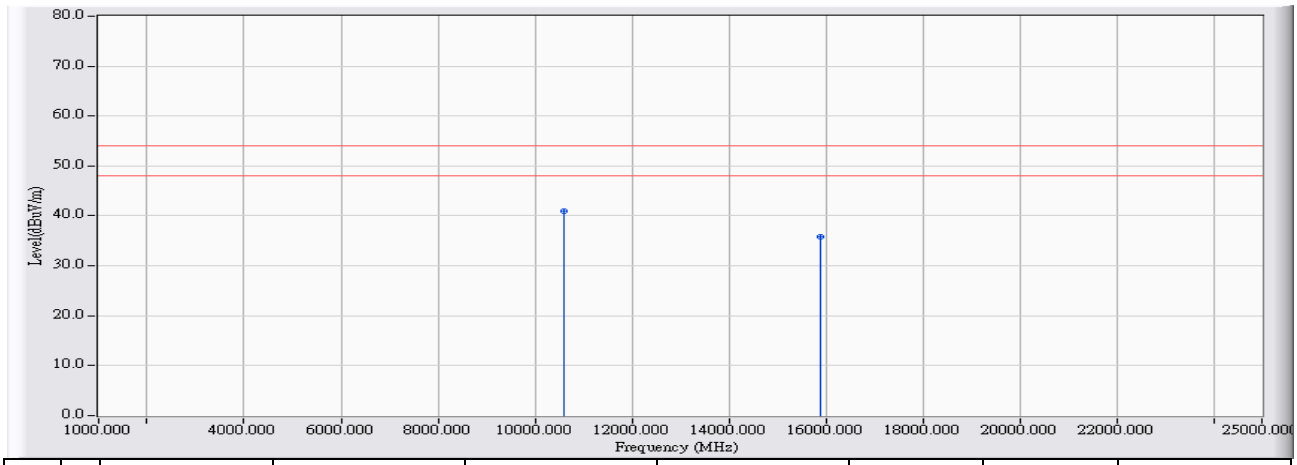

		Frequency (MHz)	Correct Factor (dB)	Reading Level (dBuV)	Measure Level (dBuV/m)	Margin (dB)	Limit (dBuV/m)	Detector Type
1	*	10600.840	9.275	31.701	40.976	-13.024	54.000	AVERAGE
2		15901.460	8.173	27.677	35.850	-18.150	54.000	AVERAGE

Note:

1. All Readings below 1GHz are Quasi-Peak, above 1GHz are performed with peak and/or average measurements as necessary.
2. Peak measurements: RBW = 1MHz, VBW = 1MHz, Sweep: Auto.
3. Average measurements: RBW = 1MHz, VBW = 10 Hz, Sweep: Auto.
4. " * ", means this data is the worst emission level.
5. " # ", means the frequency is out of the restricted band.
6. Measurement Level = Reading Level + Correct Factor.
7. The average measurement was not performed when the peak measured data under the limit of average detection.

Site : CB1	**Time : 2015/07/19 - 05:45**
Limit : FCC_SpartC_15.209_03M_PK	**Margin : 6**
Probe : CB1_FCC_EFS_1-18G_H2 - VERTICAL	**Power : AC 120V/60Hz**
EUT : Full HD Ultra-Wide View Wi-Fi Camera	**Note : 802.11a-5300MHz**

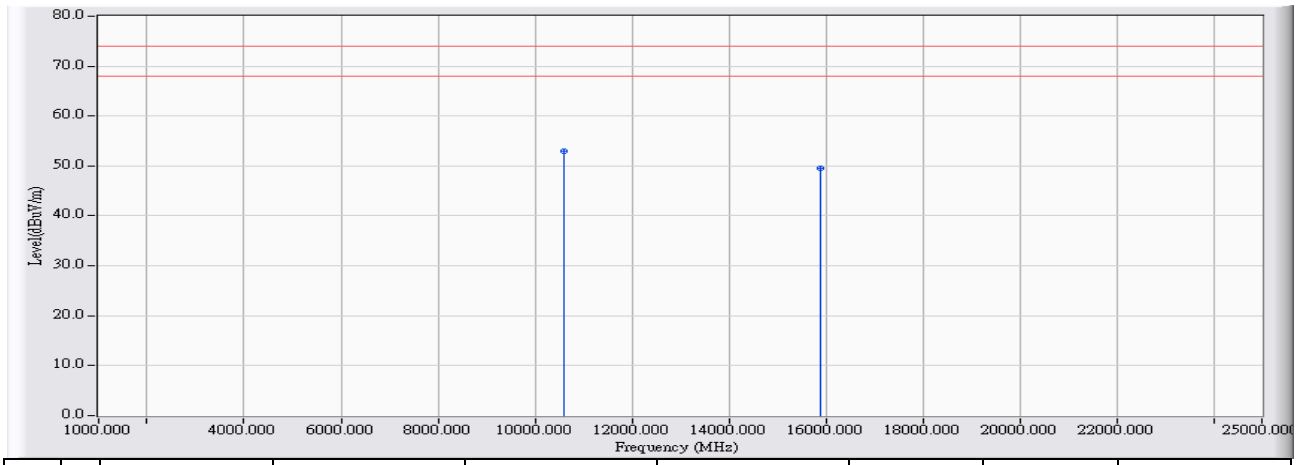

		Frequency (MHz)	Correct Factor (dB)	Reading Level (dBuV)	Measure Level (dBuV/m)	Margin (dB)	Limit (dBuV/m)	Detector Type
1	*	10596.360	8.868	44.203	53.070	-20.930	74.000	PEAK
2		15886.060	8.596	40.853	49.449	-24.551	74.000	PEAK

Note:

1. All Readings below 1GHz are Quasi-Peak, above 1GHz are performed with peak and/or average measurements as necessary.
2. Peak measurements: RBW = 1MHz, VBW = 1MHz, Sweep: Auto.
3. Average measurements: RBW = 1MHz, VBW = 10 Hz, Sweep: Auto.
4. " * ", means this data is the worst emission level.
5. " # ", means the frequency is out of the restricted band.
6. Measurement Level = Reading Level + Correct Factor.
7. The average measurement was not performed when the peak measured data under the limit of average detection.

Site : CB1	**Time : 2015/07/19 - 05:46**
Limit : FCC_SpartC_15.209_03M_AV	**Margin : 6**
Probe : CB1_FCC_EFS_1-18G_H2 - VERTICAL	**Power : AC 120V/60Hz**
EUT : Full HD Ultra-Wide View Wi-Fi Camera	**Note : 802.11a-5300MHz**

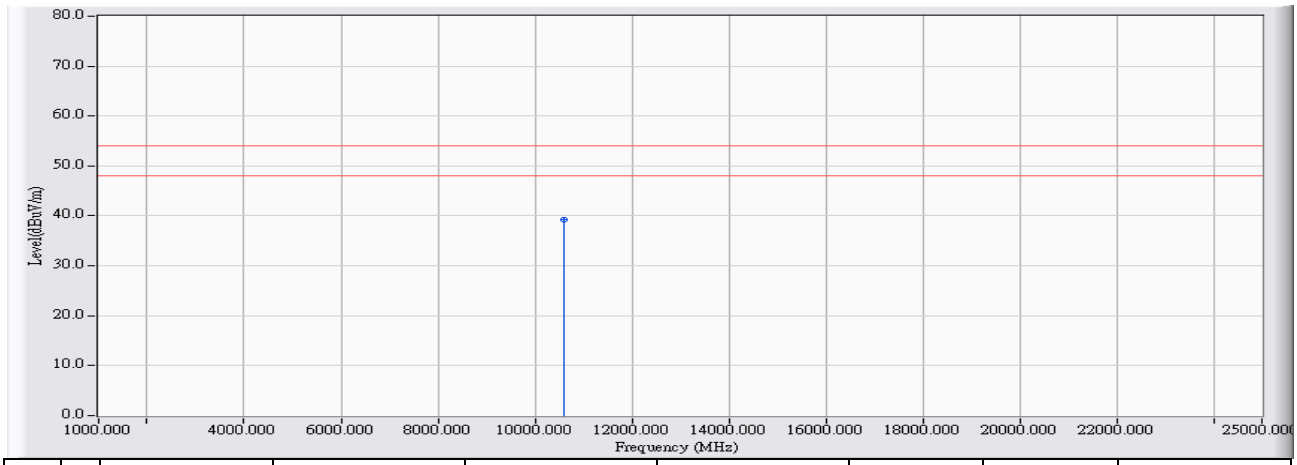

		Frequency (MHz)	Correct Factor (dB)	Reading Level (dBuV)	Measure Level (dBuV/m)	Margin (dB)	Limit (dBuV/m)	Detector Type
1	*	10599.960	8.871	30.438	39.309	-14.691	54.000	AVERAGE

Note:

1. All Readings below 1GHz are Quasi-Peak, above 1GHz are performed with peak and/or average measurements as necessary.
2. Peak measurements: RBW = 1MHz, VBW = 1MHz, Sweep: Auto.
3. Average measurements: RBW = 1MHz, VBW = 10 Hz, Sweep: Auto.
4. " * ", means this data is the worst emission level.
5. " # ", means the frequency is out of the restricted band.
6. Measurement Level = Reading Level + Correct Factor.
7. The average measurement was not performed when the peak measured data under the limit of average detection.

Site : CB1	**Time : 2015/07/19 - 05:50**
Limit : FCC_SpartC_15.209_03M_PK	**Margin : 6**
Probe : CB1_FCC_EFS_1-18G_H2 - HORIZONTAL	**Power : AC 120V/60Hz**
EUT : Full HD Ultra-Wide View Wi-Fi Camera	**Note : 802.11a-5320MHz**

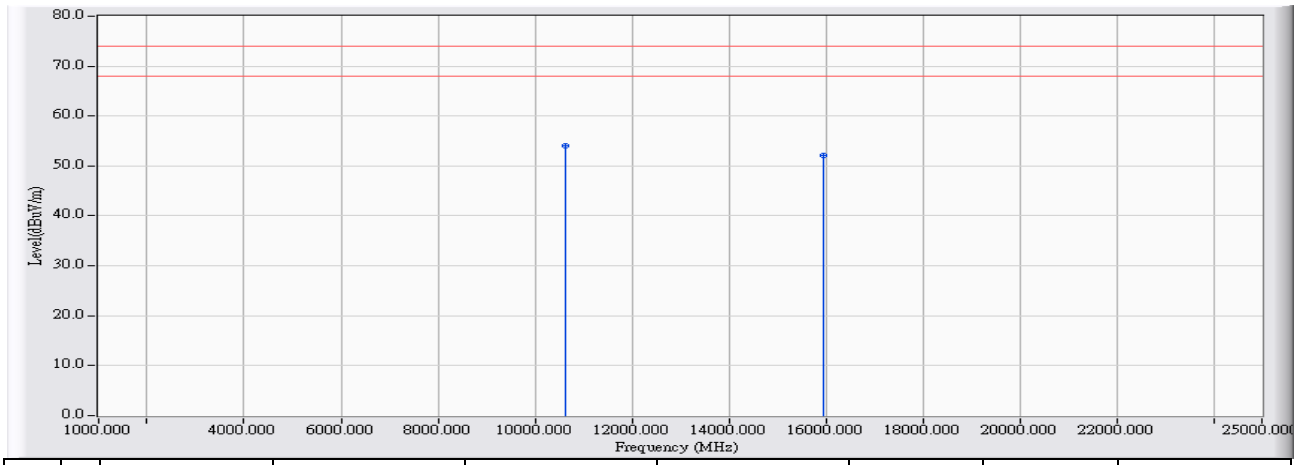

		Frequency (MHz)	Correct Factor (dB)	Reading Level (dBuV)	Measure Level (dBuV/m)	Margin (dB)	Limit (dBuV/m)	Detector Type
1	*	10636.920	9.294	44.794	54.088	-19.912	74.000	PEAK
2		15957.180	7.940	44.122	52.062	-21.938	74.000	PEAK

Note:

1. All Readings below 1GHz are Quasi-Peak, above 1GHz are performed with peak and/or average measurements as necessary.
2. Peak measurements: RBW = 1MHz, VBW = 1MHz, Sweep: Auto.
3. Average measurements: RBW = 1MHz, VBW = 10 Hz, Sweep: Auto.
4. " * ", means this data is the worst emission level.
5. " # ", means the frequency is out of the restricted band.
6. Measurement Level = Reading Level + Correct Factor.
7. The average measurement was not performed when the peak measured data under the limit of average detection.

Site : CB1	**Time : 2015/07/19 - 05:51**
Limit : FCC_SpartC_15.209_03M_AV	**Margin : 6**
Probe : CB1_FCC_EFS_1-18G_H2 - HORIZONTAL	**Power : AC 120V/60Hz**
EUT : Full HD Ultra-Wide View Wi-Fi Camera	**Note : 802.11a-5320MHz**

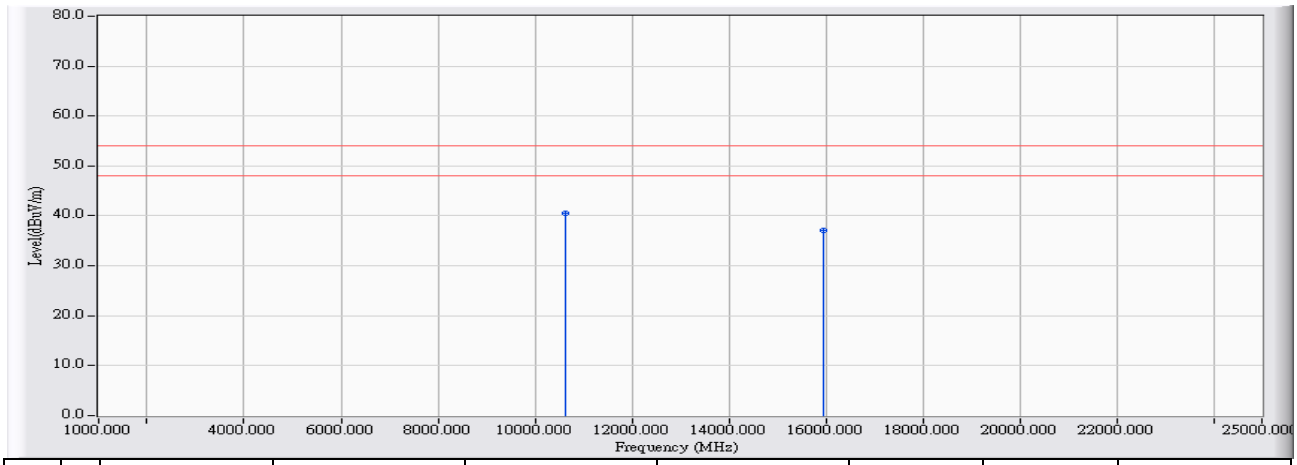

		Frequency (MHz)	Correct Factor (dB)	Reading Level (dBuV)	Measure Level (dBuV/m)	Margin (dB)	Limit (dBuV/m)	Detector Type
1	*	10640.800	9.296	31.240	40.536	-13.464	54.000	AVERAGE
2		15963.960	7.912	29.107	37.018	-16.982	54.000	AVERAGE

Note:

1. All Readings below 1GHz are Quasi-Peak, above 1GHz are performed with peak and/or average measurements as necessary.
2. Peak measurements: RBW = 1MHz, VBW = 1MHz, Sweep: Auto.
3. Average measurements: RBW = 1MHz, VBW = 10 Hz, Sweep: Auto.
4. " * ", means this data is the worst emission level.
5. " # ", means the frequency is out of the restricted band.
6. Measurement Level = Reading Level + Correct Factor.
7. The average measurement was not performed when the peak measured data under the limit of average detection.

Site : CB1	**Time : 2015/07/19 - 05:55**
Limit : FCC_SpartC_15.209_03M_PK	**Margin : 6**
Probe : CB1_FCC_EFS_1-18G_H2 - VERTICAL	**Power : AC 120V/60Hz**
EUT : Full HD Ultra-Wide View Wi-Fi Camera	**Note : 802.11a-5320MHz**

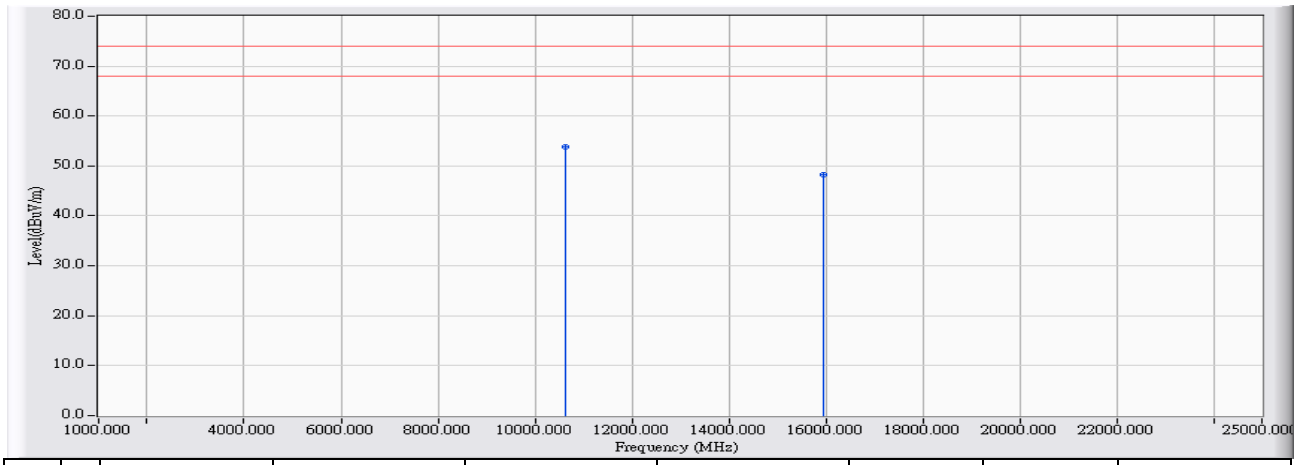

		Frequency (MHz)	Correct Factor (dB)	Reading Level (dBuV)	Measure Level (dBuV/m)	Margin (dB)	Limit (dBuV/m)	Detector Type
1	*	10640.920	8.911	44.883	53.794	-20.206	74.000	PEAK
2		15950.660	8.375	39.962	48.337	-25.663	74.000	PEAK

Note:

1. All Readings below 1GHz are Quasi-Peak, above 1GHz are performed with peak and/or average measurements as necessary.
2. Peak measurements: RBW = 1MHz, VBW = 1MHz, Sweep: Auto.
3. Average measurements: RBW = 1MHz, VBW = 10 Hz, Sweep: Auto.
4. " * ", means this data is the worst emission level.
5. " # ", means the frequency is out of the restricted band.
6. Measurement Level = Reading Level + Correct Factor.
7. The average measurement was not performed when the peak measured data under the limit of average detection.

Site : CB1	**Time : 2015/07/19 - 06:00**
Limit : FCC_SpartC_15.209_03M_AV	**Margin : 6**
Probe : CB1_FCC_EFS_1-18G_H2 - VERTICAL	**Power : AC 120V/60Hz**
EUT : Full HD Ultra-Wide View Wi-Fi Camera	**Note : 802.11a-5320MHz**

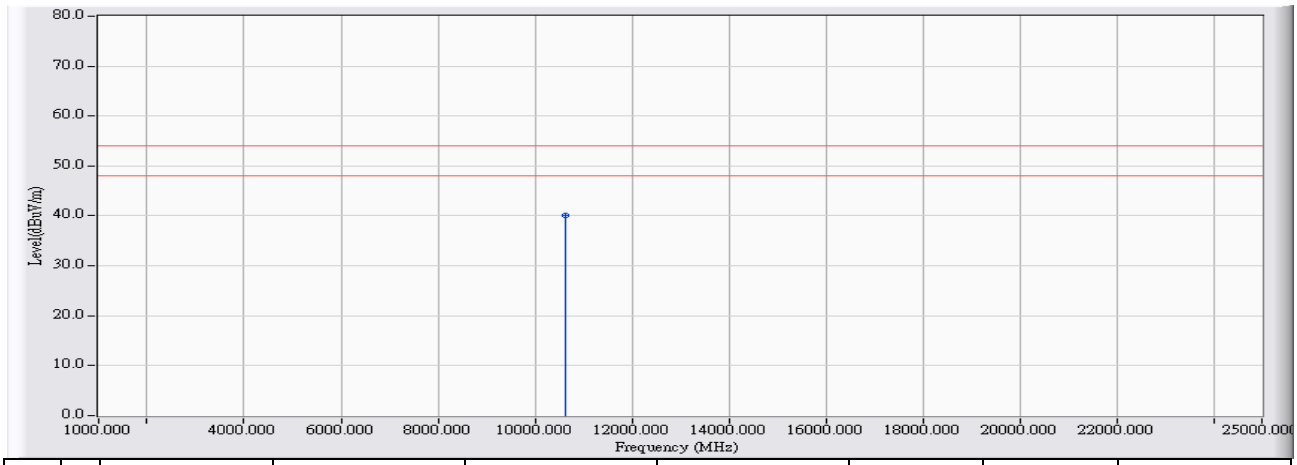

		Frequency (MHz)	Correct Factor (dB)	Reading Level (dBuV)	Measure Level (dBuV/m)	Margin (dB)	Limit (dBuV/m)	Detector Type
1	*	10640.780	8.911	31.228	40.139	-13.861	54.000	AVERAGE

Note:

1. All Readings below 1GHz are Quasi-Peak, above 1GHz are performed with peak and/or average measurements as necessary.
2. Peak measurements: RBW = 1MHz, VBW = 1MHz, Sweep: Auto.
3. Average measurements: RBW = 1MHz, VBW = 10 Hz, Sweep: Auto.
4. " * ", means this data is the worst emission level.
5. " # ", means the frequency is out of the restricted band.
6. Measurement Level = Reading Level + Correct Factor.
7. The average measurement was not performed when the peak measured data under the limit of average detection.

Site : CB1	**Time : 2015/07/19 - 06:04**
Limit : FCC_SpartC_15.209_03M_PK	**Margin : 6**
Probe : CB1_FCC_EFS_1-18G_H2 - HORIZONTAL	**Power : AC 120V/60Hz**
EUT : Full HD Ultra-Wide View Wi-Fi Camera	**Note : 802.11n20-5260MHz**

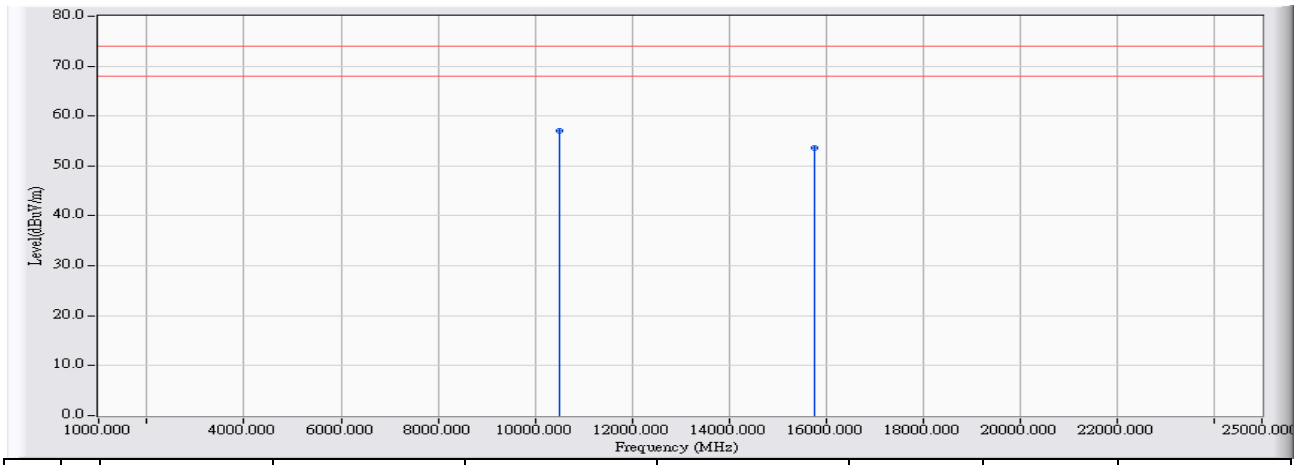

		Frequency (MHz)	Correct Factor (dB)	Reading Level (dBuV)	Measure Level (dBuV/m)	Margin (dB)	Limit (dBuV/m)	Detector Type
1	*	10521.610	9.043	48.055	57.099	-16.901	74.000	PEAK
2		15782.300	8.799	44.870	53.668	-20.332	74.000	PEAK

Note:

1. All Readings below 1GHz are Quasi-Peak, above 1GHz are performed with peak and/or average measurements as necessary.
2. Peak measurements: RBW = 1MHz, VBW = 1MHz, Sweep: Auto.
3. Average measurements: RBW = 1MHz, VBW = 10 Hz, Sweep: Auto.
4. " * ", means this data is the worst emission level.
5. " # ", means the frequency is out of the restricted band.
6. Measurement Level = Reading Level + Correct Factor.
7. The average measurement was not performed when the peak measured data under the limit of average detection.

Site : CB1	**Time : 2015/07/19 - 06:05**
Limit : FCC_SpartC_15.209_03M_AV	**Margin : 6**
Probe : CB1_FCC_EFS_1-18G_H2 - HORIZONTAL	**Power : AC 120V/60Hz**
EUT : Full HD Ultra-Wide View Wi-Fi Camera	**Note : 802.11n20-5260MHz**

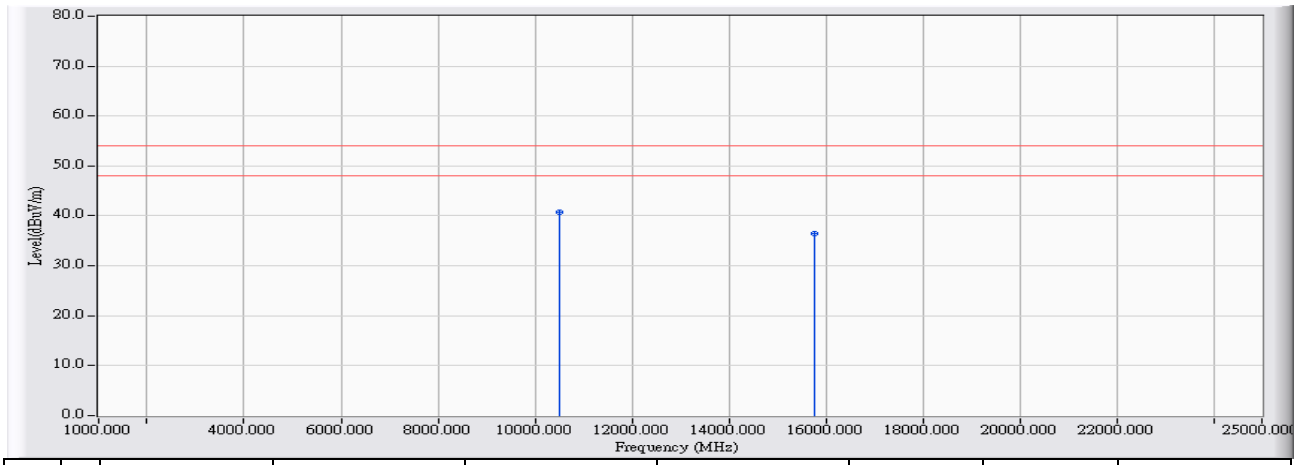

		Frequency (MHz)	Correct Factor (dB)	Reading Level (dBuV)	Measure Level (dBuV/m)	Margin (dB)	Limit (dBuV/m)	Detector Type
1	*	10520.670	9.040	31.815	40.854	-13.146	54.000	AVERAGE
2		15780.840	8.807	27.684	36.490	-17.510	54.000	AVERAGE

Note:

1. All Readings below 1GHz are Quasi-Peak, above 1GHz are performed with peak and/or average measurements as necessary.
2. Peak measurements: RBW = 1MHz, VBW = 1MHz, Sweep: Auto.
3. Average measurements: RBW = 1MHz, VBW = 10 Hz, Sweep: Auto.
4. " * ", means this data is the worst emission level.
5. " # ", means the frequency is out of the restricted band.
6. Measurement Level = Reading Level + Correct Factor.
7. The average measurement was not performed when the peak measured data under the limit of average detection.

Site : CB1	**Time : 2015/07/19 - 06:10**
Limit : FCC_SpartC_15.209_03M_PK	**Margin : 6**
Probe : CB1_FCC_EFS_1-18G_H2 - VERTICAL	**Power : AC 120V/60Hz**
EUT : Full HD Ultra-Wide View Wi-Fi Camera	**Note : 802.11n20-5260MHz**

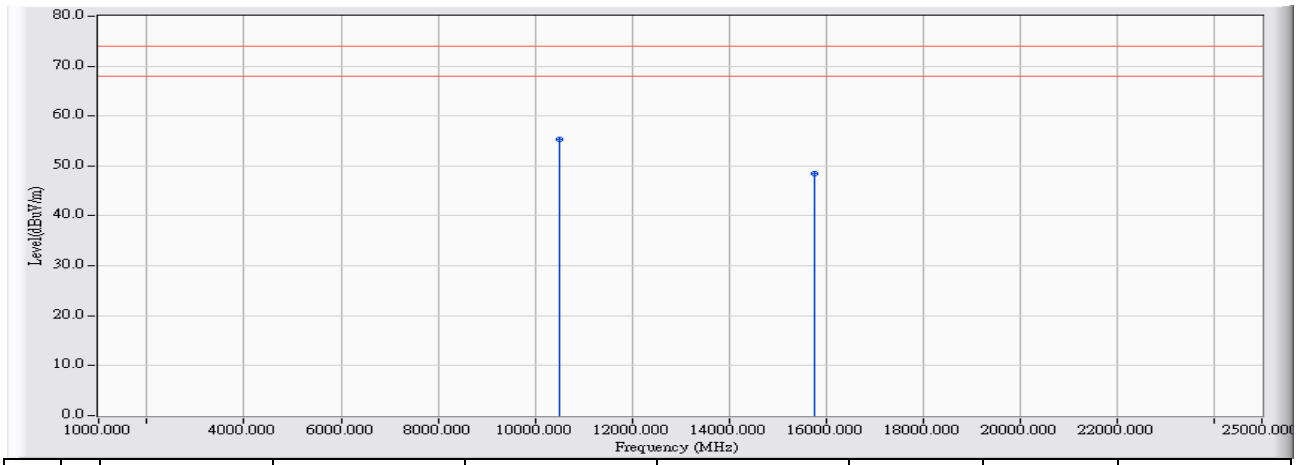

		Frequency (MHz)	Correct Factor (dB)	Reading Level (dBuV)	Measure Level (dBuV/m)	Margin (dB)	Limit (dBuV/m)	Detector Type
1	*	10520.820	8.601	46.725	55.326	-18.674	74.000	PEAK
2		15775.900	9.150	39.275	48.426	-25.574	74.000	PEAK

Note:

1. All Readings below 1GHz are Quasi-Peak, above 1GHz are performed with peak and/or average measurements as necessary.
2. Peak measurements: RBW = 1MHz, VBW = 1MHz, Sweep: Auto.
3. Average measurements: RBW = 1MHz, VBW = 10 Hz, Sweep: Auto.
4. " * ", means this data is the worst emission level.
5. " # ", means the frequency is out of the restricted band.
6. Measurement Level = Reading Level + Correct Factor.
7. The average measurement was not performed when the peak measured data under the limit of average detection.

Site : CB1	**Time : 2015/07/19 - 06:11**
Limit : FCC_SpartC_15.209_03M_AV	**Margin : 6**
Probe : CB1_FCC_EFS_1-18G_H2 - VERTICAL	**Power : AC 120V/60Hz**
EUT : Full HD Ultra-Wide View Wi-Fi Camera	**Note : 802.11n20-5260MHz**

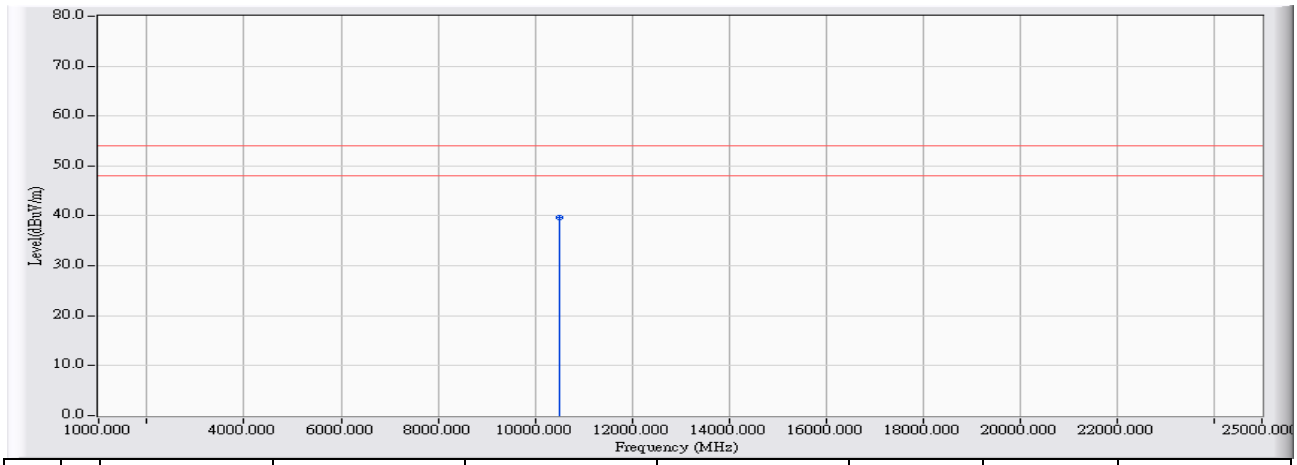

		Frequency (MHz)	Correct Factor (dB)	Reading Level (dBuV)	Measure Level (dBuV/m)	Margin (dB)	Limit (dBuV/m)	Detector Type
1	*	10520.100	8.597	31.152	39.749	-14.251	54.000	AVERAGE

Note:

1. All Readings below 1GHz are Quasi-Peak, above 1GHz are performed with peak and/or average measurements as necessary.
2. Peak measurements: RBW = 1MHz, VBW = 1MHz, Sweep: Auto.
3. Average measurements: RBW = 1MHz, VBW = 10 Hz, Sweep: Auto.
4. " * ", means this data is the worst emission level.
5. " # ", means the frequency is out of the restricted band.
6. Measurement Level = Reading Level + Correct Factor.
7. The average measurement was not performed when the peak measured data under the limit of average detection.

Site : CB1	**Time : 2015/07/19 - 06:15**
Limit : FCC_SpartC_15.209_03M_PK	**Margin : 6**
Probe : CB1_FCC_EFS_1-18G_H2 - HORIZONTAL	**Power : AC 120V/60Hz**
EUT : Full HD Ultra-Wide View Wi-Fi Camera	**Note : 802.11n20-5300MHz**

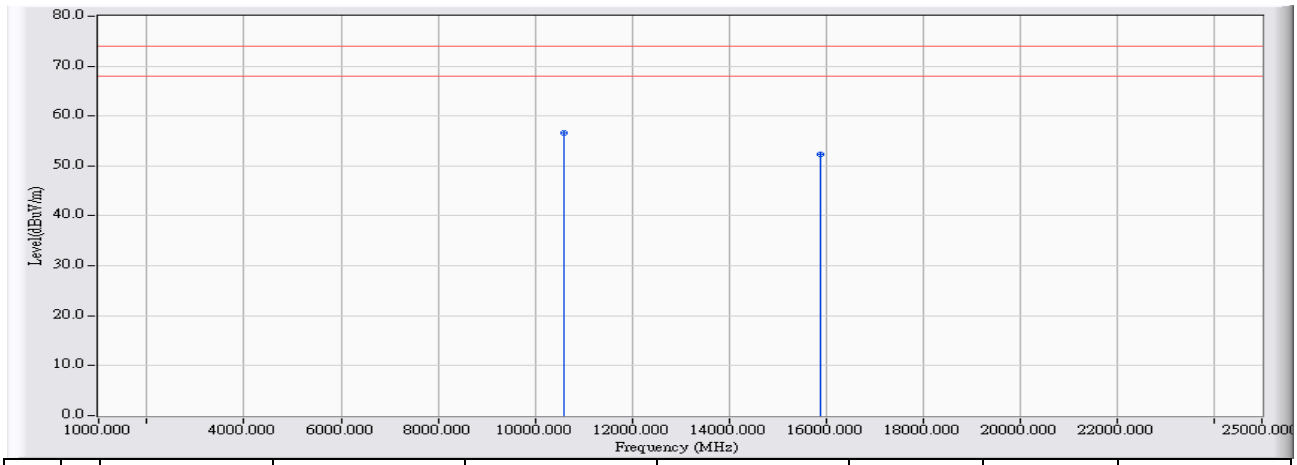

		Frequency (MHz)	Correct Factor (dB)	Reading Level (dBuV)	Measure Level (dBuV/m)	Margin (dB)	Limit (dBuV/m)	Detector Type
1	*	10601.060	9.275	47.401	56.676	-17.324	74.000	PEAK
2		15903.180	8.166	44.071	52.237	-21.763	74.000	PEAK

Note:

1. All Readings below 1GHz are Quasi-Peak, above 1GHz are performed with peak and/or average measurements as necessary.
2. Peak measurements: RBW = 1MHz, VBW = 1MHz, Sweep: Auto.
3. Average measurements: RBW = 1MHz, VBW = 10 Hz, Sweep: Auto.
4. " * ", means this data is the worst emission level.
5. " # ", means the frequency is out of the restricted band.
6. Measurement Level = Reading Level + Correct Factor.
7. The average measurement was not performed when the peak measured data under the limit of average detection.

Site : CB1	**Time : 2015/07/19 - 06:16**
Limit : FCC_SpartC_15.209_03M_AV	**Margin : 6**
Probe : CB1_FCC_EFS_1-18G_H2 - HORIZONTAL	**Power : AC 120V/60Hz**
EUT : Full HD Ultra-Wide View Wi-Fi Camera	**Note : 802.11n20-5300MHz**

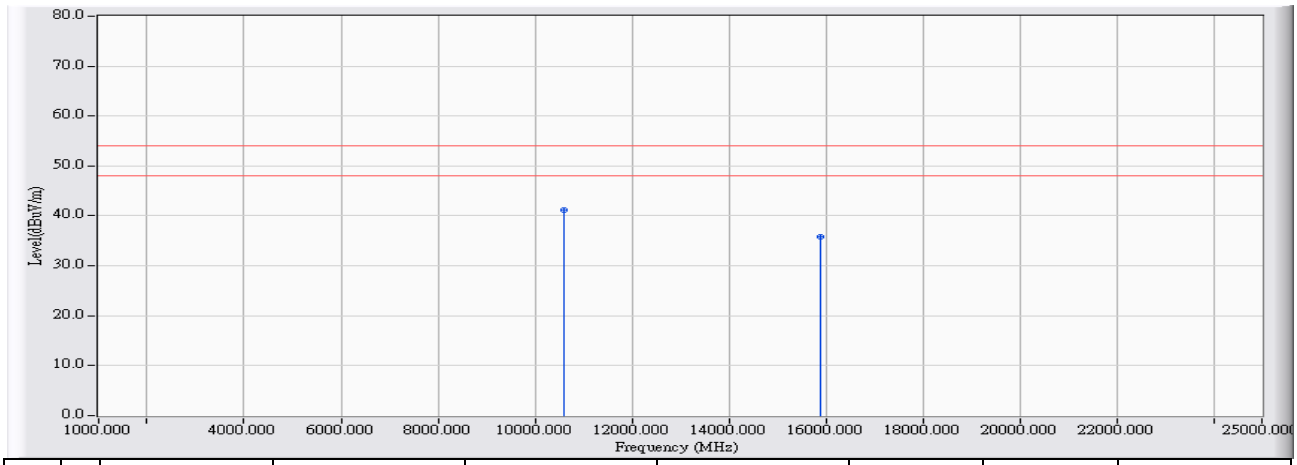

		Frequency (MHz)	Correct Factor (dB)	Reading Level (dBuV)	Measure Level (dBuV/m)	Margin (dB)	Limit (dBuV/m)	Detector Type
1	*	10600.800	9.275	31.840	41.115	-12.885	54.000	AVERAGE
2		15901.160	8.174	27.672	35.846	-18.154	54.000	AVERAGE

Note:

1. All Readings below 1GHz are Quasi-Peak, above 1GHz are performed with peak and/or average measurements as necessary.
2. Peak measurements: RBW = 1MHz, VBW = 1MHz, Sweep: Auto.
3. Average measurements: RBW = 1MHz, VBW = 10 Hz, Sweep: Auto.
4. " * ", means this data is the worst emission level.
5. " # ", means the frequency is out of the restricted band.
6. Measurement Level = Reading Level + Correct Factor.
7. The average measurement was not performed when the peak measured data under the limit of average detection.

Site : CB1	**Time : 2015/07/19 - 06:21**
Limit : FCC_SpartC_15.209_03M_PK	**Margin : 6**
Probe : CB1_FCC_EFS_1-18G_H2 - VERTICAL	**Power : AC 120V/60Hz**
EUT : Full HD Ultra-Wide View Wi-Fi Camera	**Note : 802.11n20-5300MHz**

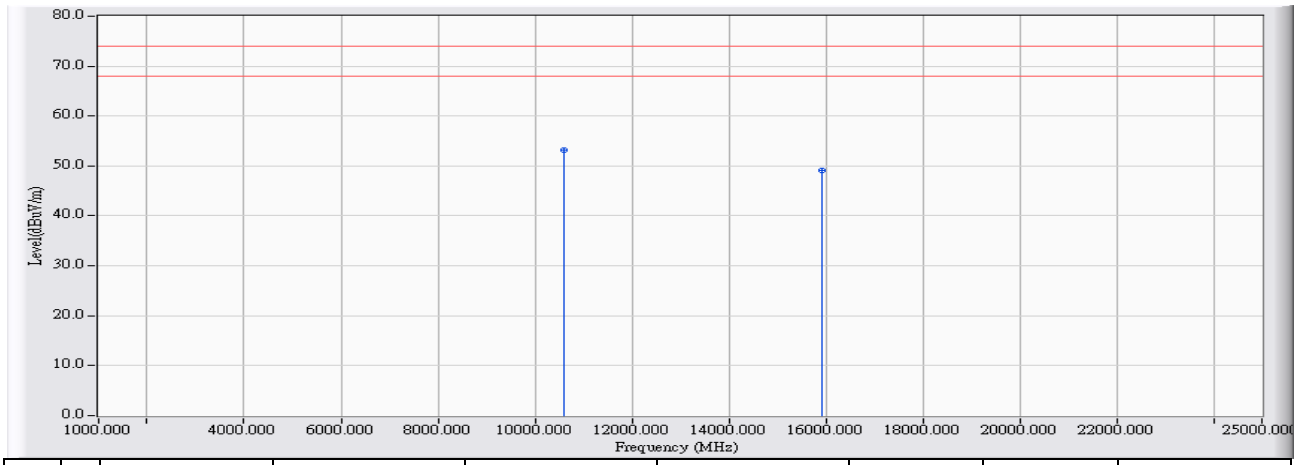

		Frequency (MHz)	Correct Factor (dB)	Reading Level (dBuV)	Measure Level (dBuV/m)	Margin (dB)	Limit (dBuV/m)	Detector Type
1	*	10600.700	8.871	44.394	53.266	-20.734	74.000	PEAK
2		15909.680	8.515	40.593	49.108	-24.892	74.000	PEAK

Note:

1. All Readings below 1GHz are Quasi-Peak, above 1GHz are performed with peak and/or average measurements as necessary.
2. Peak measurements: RBW = 1MHz, VBW = 1MHz, Sweep: Auto.
3. Average measurements: RBW = 1MHz, VBW = 10 Hz, Sweep: Auto.
4. " * ", means this data is the worst emission level.
5. " # ", means the frequency is out of the restricted band.
6. Measurement Level = Reading Level + Correct Factor.
7. The average measurement was not performed when the peak measured data under the limit of average detection.

Site : CB1	**Time : 2015/07/19 - 06:22**
Limit : FCC_SpartC_15.209_03M_AV	**Margin : 6**
Probe : CB1_FCC_EFS_1-18G_H2 - VERTICAL	**Power : AC 120V/60Hz**
EUT : Full HD Ultra-Wide View Wi-Fi Camera	**Note : 802.11n20-5300MHz**

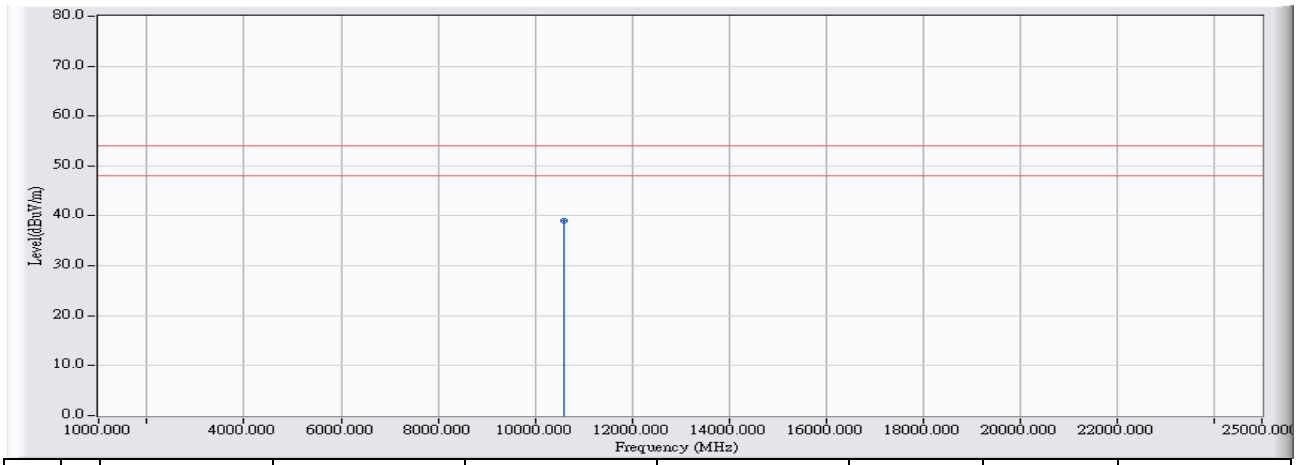

		Frequency (MHz)	Correct Factor (dB)	Reading Level (dBuV)	Measure Level (dBuV/m)	Margin (dB)	Limit (dBuV/m)	Detector Type
1	*	10600.080	8.871	30.154	39.025	-14.975	54.000	AVERAGE

Note:

1. All Readings below 1GHz are Quasi-Peak, above 1GHz are performed with peak and/or average measurements as necessary.
2. Peak measurements: RBW = 1MHz, VBW = 1MHz, Sweep: Auto.
3. Average measurements: RBW = 1MHz, VBW = 10 Hz, Sweep: Auto.
4. " * ", means this data is the worst emission level.
5. " # ", means the frequency is out of the restricted band.
6. Measurement Level = Reading Level + Correct Factor.
7. The average measurement was not performed when the peak measured data under the limit of average detection.

Site : CB1	**Time : 2015/07/19 - 06:28**
Limit : FCC_SpartC_15.209_03M_PK	**Margin : 6**
Probe : CB1_FCC_EFS_1-18G_H2 - HORIZONTAL	**Power : AC 120V/60Hz**
EUT : Full HD Ultra-Wide View Wi-Fi Camera	**Note : 802.11n20-5320MHz**

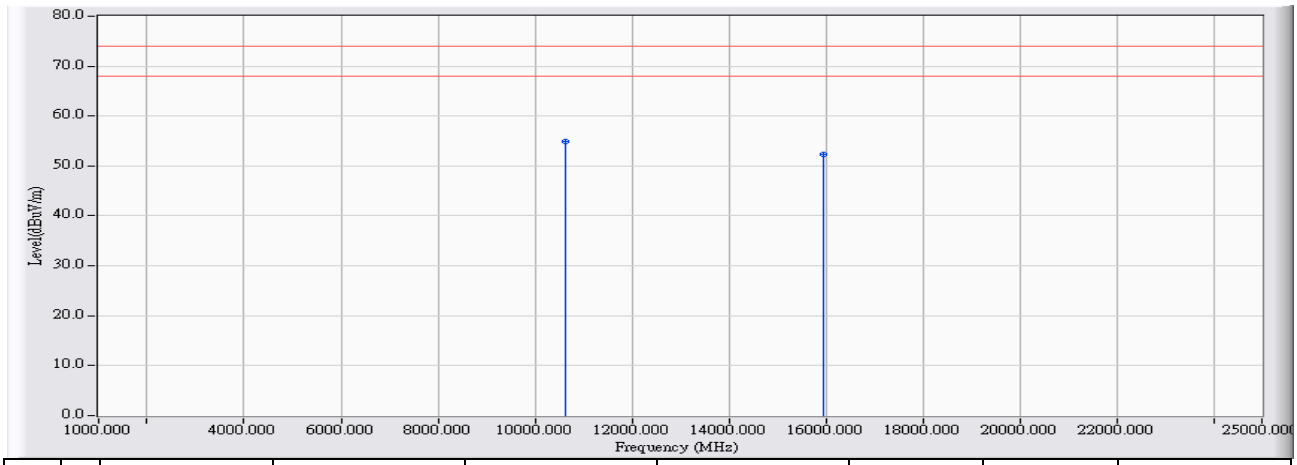

		Frequency (MHz)	Correct Factor (dB)	Reading Level (dBuV)	Measure Level (dBuV/m)	Margin (dB)	Limit (dBuV/m)	Detector Type
1	*	10642.420	9.296	45.602	54.898	-19.102	74.000	PEAK
2		15963.600	7.913	44.392	52.305	-21.695	74.000	PEAK

Note:

1. All Readings below 1GHz are Quasi-Peak, above 1GHz are performed with peak and/or average measurements as necessary.
2. Peak measurements: RBW = 1MHz, VBW = 1MHz, Sweep: Auto.
3. Average measurements: RBW = 1MHz, VBW = 10 Hz, Sweep: Auto.
4. " * ", means this data is the worst emission level.
5. " # ", means the frequency is out of the restricted band.
6. Measurement Level = Reading Level + Correct Factor.
7. The average measurement was not performed when the peak measured data under the limit of average detection.

Site : CB1	**Time : 2015/07/19 - 06:30**
Limit : FCC_SpartC_15.209_03M_AV	**Margin : 6**
Probe : CB1_FCC_EFS_1-18G_H2 - HORIZONTAL	**Power : AC 120V/60Hz**
EUT : Full HD Ultra-Wide View Wi-Fi Camera	**Note : 802.11n20-5320MHz**

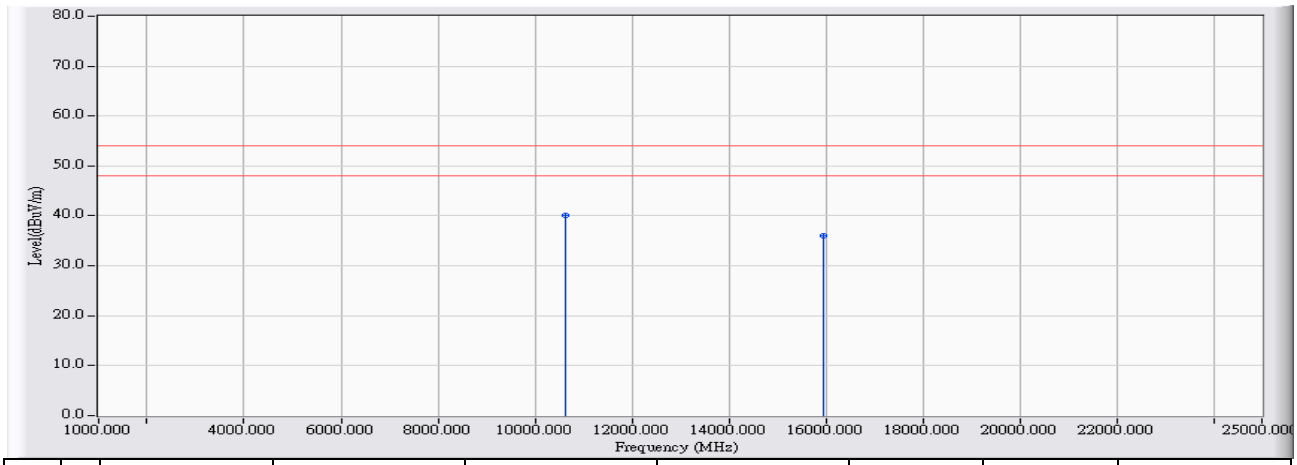

		Frequency (MHz)	Correct Factor (dB)	Reading Level (dBuV)	Measure Level (dBuV/m)	Margin (dB)	Limit (dBuV/m)	Detector Type
1	*	10640.760	9.296	30.783	40.079	-13.921	54.000	AVERAGE
2		15963.760	7.912	28.102	36.014	-17.986	54.000	AVERAGE

Note:

1. All Readings below 1GHz are Quasi-Peak, above 1GHz are performed with peak and/or average measurements as necessary.
2. Peak measurements: RBW = 1MHz, VBW = 1MHz, Sweep: Auto.
3. Average measurements: RBW = 1MHz, VBW = 10 Hz, Sweep: Auto.
4. " * ", means this data is the worst emission level.
5. " # ", means the frequency is out of the restricted band.
6. Measurement Level = Reading Level + Correct Factor.
7. The average measurement was not performed when the peak measured data under the limit of average detection.

Site : CB1	**Time : 2015/07/19 - 06:35**
Limit : FCC_SpartC_15.209_03M_PK	**Margin : 6**
Probe : CB1_FCC_EFS_1-18G_H2 - VERTICAL	**Power : AC 120V/60Hz**
EUT : Full HD Ultra-Wide View Wi-Fi Camera	**Note : 802.11n20-5320MHz**

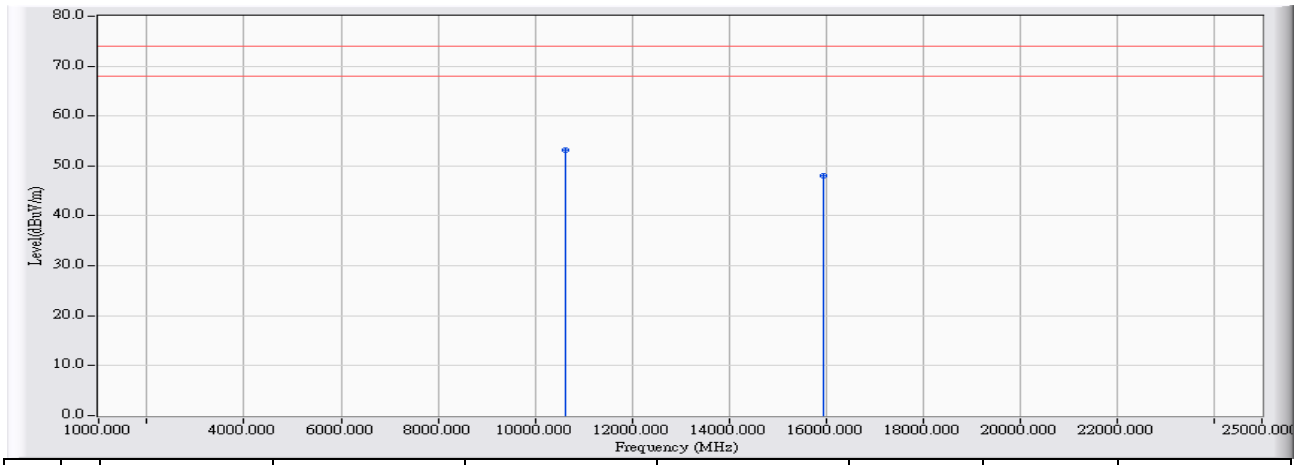

		Frequency (MHz)	Correct Factor (dB)	Reading Level (dBuV)	Measure Level (dBuV/m)	Margin (dB)	Limit (dBuV/m)	Detector Type
1	*	10641.180	8.911	44.335	53.246	-20.754	74.000	PEAK
2		15966.280	8.321	39.819	48.140	-25.860	74.000	PEAK

Note:

1. All Readings below 1GHz are Quasi-Peak, above 1GHz are performed with peak and/or average measurements as necessary.
2. Peak measurements: RBW = 1MHz, VBW = 1MHz, Sweep: Auto.
3. Average measurements: RBW = 1MHz, VBW = 10 Hz, Sweep: Auto.
4. " * ", means this data is the worst emission level.
5. " # ", means the frequency is out of the restricted band.
6. Measurement Level = Reading Level + Correct Factor.
7. The average measurement was not performed when the peak measured data under the limit of average detection.

Site : CB1	**Time : 2015/07/19 - 06:36**
Limit : FCC_SpartC_15.209_03M_AV	**Margin : 6**
Probe : CB1_FCC_EFS_1-18G_H2 - VERTICAL	**Power : AC 120V/60Hz**
EUT : Full HD Ultra-Wide View Wi-Fi Camera	**Note : 802.11n20-5320MHz**

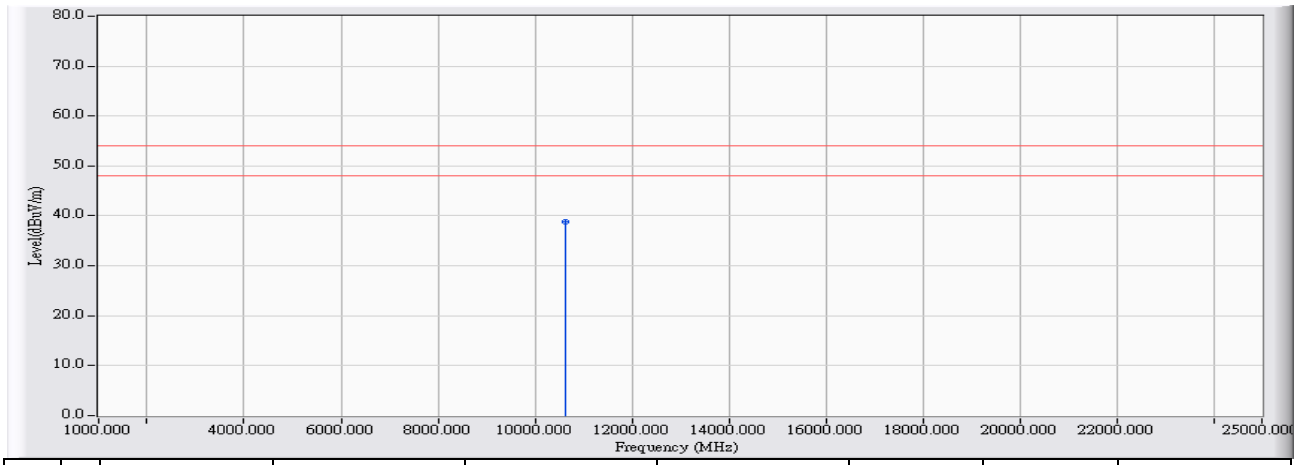

		Frequency (MHz)	Correct Factor (dB)	Reading Level (dBuV)	Measure Level (dBuV/m)	Margin (dB)	Limit (dBuV/m)	Detector Type
1	*	10640.920	8.911	30.012	38.923	-15.077	54.000	AVERAGE

Note:

1. All Readings below 1GHz are Quasi-Peak, above 1GHz are performed with peak and/or average measurements as necessary.
2. Peak measurements: RBW = 1MHz, VBW = 1MHz, Sweep: Auto.
3. Average measurements: RBW = 1MHz, VBW = 10 Hz, Sweep: Auto.
4. " * ", means this data is the worst emission level.
5. " # ", means the frequency is out of the restricted band.
6. Measurement Level = Reading Level + Correct Factor.
7. The average measurement was not performed when the peak measured data under the limit of average detection.

Site : CB1	**Time : 2015/07/19 - 06:40**
Limit : FCC_SpartC_15.209_03M_PK	**Margin : 6**
Probe : CB1_FCC_EFS_1-18G_H2 - HORIZONTAL	**Power : AC 120V/60Hz**
EUT : Full HD Ultra-Wide View Wi-Fi Camera	**Note : 802.11n40-5270MHz**

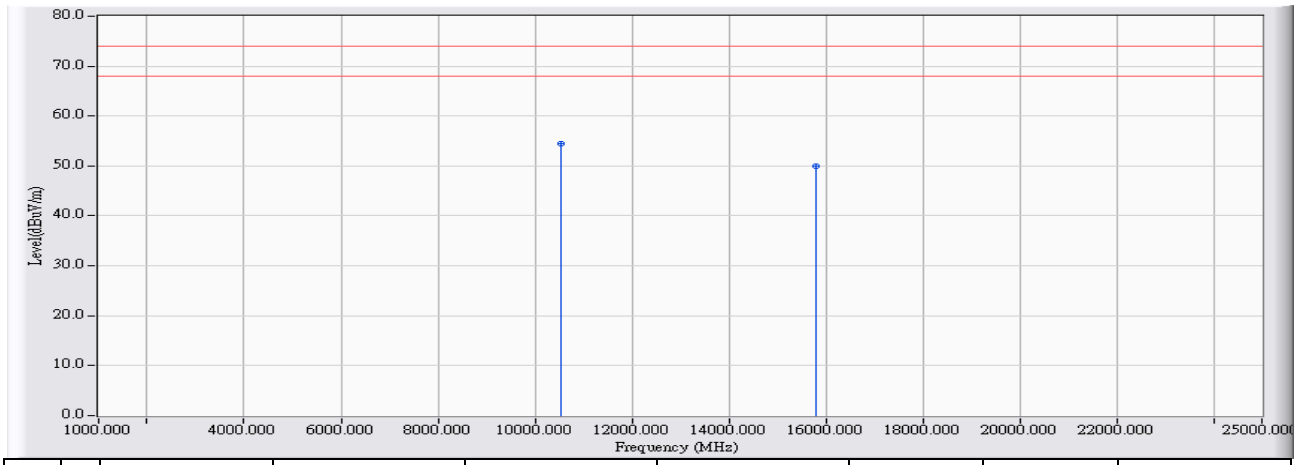

		Frequency (MHz)	Correct Factor (dB)	Reading Level (dBuV)	Measure Level (dBuV/m)	Margin (dB)	Limit (dBuV/m)	Detector Type
1	*	10541.900	9.147	45.347	54.494	-19.506	74.000	PEAK
2		15797.620	8.715	41.356	50.070	-23.930	74.000	PEAK

Note:

1. All Readings below 1GHz are Quasi-Peak, above 1GHz are performed with peak and/or average measurements as necessary.
2. Peak measurements: RBW = 1MHz, VBW = 1MHz, Sweep: Auto.
3. Average measurements: RBW = 1MHz, VBW = 10 Hz, Sweep: Auto.
4. " * ", means this data is the worst emission level.
5. " # ", means the frequency is out of the restricted band.
6. Measurement Level = Reading Level + Correct Factor.
7. The average measurement was not performed when the peak measured data under the limit of average detection.

Site : CB1	**Time : 2015/07/19 - 06:42**
Limit : FCC_SpartC_15.209_03M_AV	**Margin : 6**
Probe : CB1_FCC_EFS_1-18G_H2 - HORIZONTAL	**Power : AC 120V/60Hz**
EUT : Full HD Ultra-Wide View Wi-Fi Camera	**Note : 802.11n40-5270MHz**

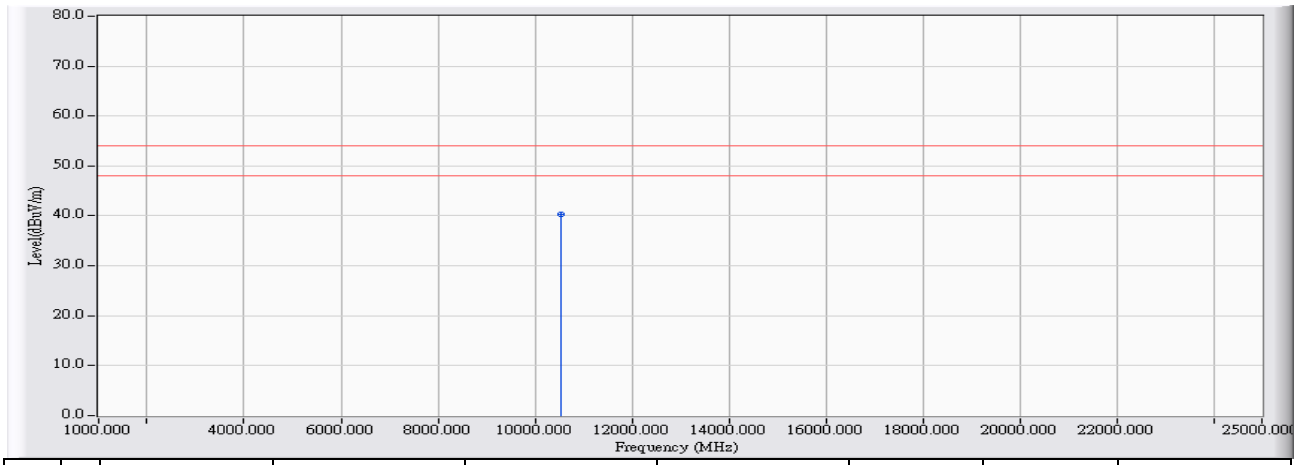

		Frequency (MHz)	Correct Factor (dB)	Reading Level (dBuV)	Measure Level (dBuV/m)	Margin (dB)	Limit (dBuV/m)	Detector Type
1	*	10540.860	9.142	31.282	40.424	-13.576	54.000	AVERAGE

Note:

1. All Readings below 1GHz are Quasi-Peak, above 1GHz are performed with peak and/or average measurements as necessary.
2. Peak measurements: RBW = 1MHz, VBW = 1MHz, Sweep: Auto.
3. Average measurements: RBW = 1MHz, VBW = 10 Hz, Sweep: Auto.
4. " * ", means this data is the worst emission level.
5. " # ", means the frequency is out of the restricted band.
6. Measurement Level = Reading Level + Correct Factor.
7. The average measurement was not performed when the peak measured data under the limit of average detection.

Site : CB1	**Time : 2015/07/19 - 06:47**
Limit : FCC_SpartC_15.209_03M_PK	**Margin : 6**
Probe : CB1_FCC_EFS_1-18G_H2 - VERTICAL	**Power : AC 120V/60Hz**
EUT : Full HD Ultra-Wide View Wi-Fi Camera	**Note : 802.11n40-5270MHz**

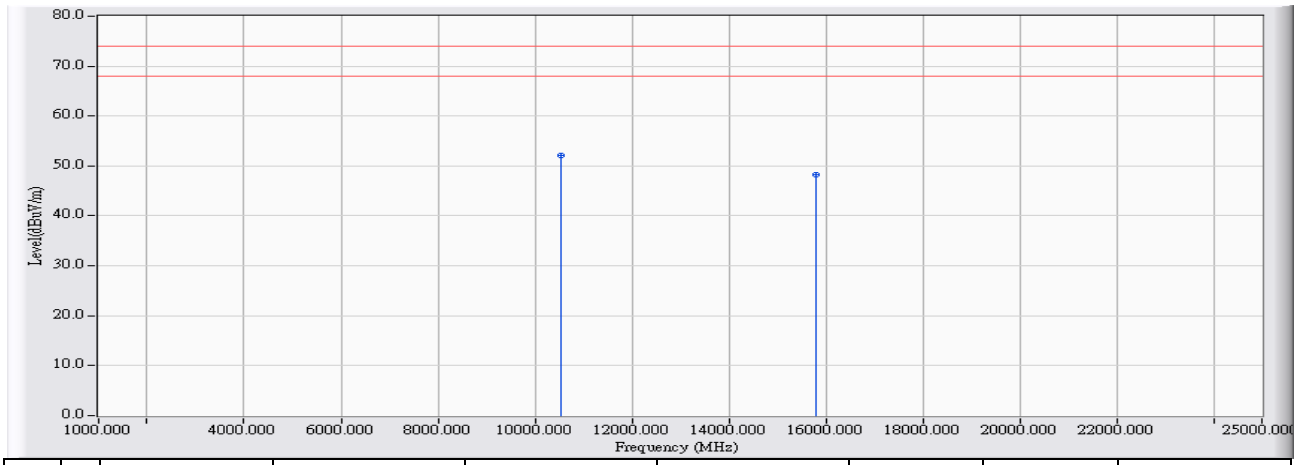

		Frequency (MHz)	Correct Factor (dB)	Reading Level (dBuV)	Measure Level (dBuV/m)	Margin (dB)	Limit (dBuV/m)	Detector Type
1	*	10540.120	8.707	43.361	52.069	-21.931	74.000	PEAK
2		15799.000	9.031	39.178	48.210	-25.790	74.000	PEAK

Note:

1. All Readings below 1GHz are Quasi-Peak, above 1GHz are performed with peak and/or average measurements as necessary.
2. Peak measurements: RBW = 1MHz, VBW = 1MHz, Sweep: Auto.
3. Average measurements: RBW = 1MHz, VBW = 10 Hz, Sweep: Auto.
4. " * ", means this data is the worst emission level.
5. " # ", means the frequency is out of the restricted band.
6. Measurement Level = Reading Level + Correct Factor.
7. The average measurement was not performed when the peak measured data under the limit of average detection.

Site : CB1	**Time : 2015/07/19 - 06:50**
Limit : FCC_SpartC_15.209_03M_AV	**Margin : 6**
Probe : CB1_FCC_EFS_1-18G_H2 - VERTICAL	**Power : AC 120V/60Hz**
EUT : Full HD Ultra-Wide View Wi-Fi Camera	**Note : 802.11n40-5270MHz**

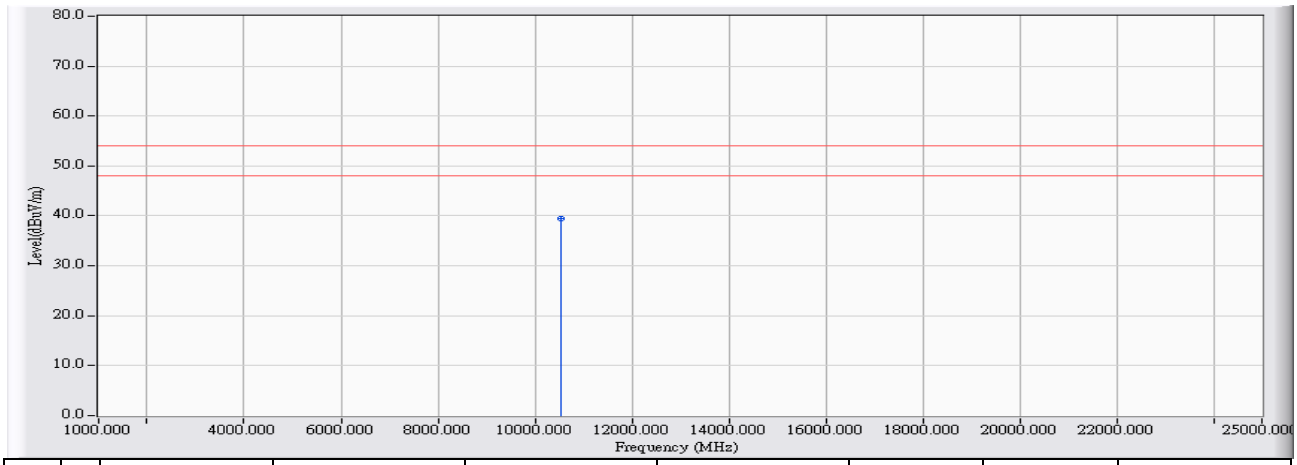

		Frequency (MHz)	Correct Factor (dB)	Reading Level (dBuV)	Measure Level (dBuV/m)	Margin (dB)	Limit (dBuV/m)	Detector Type
1	*	10540.060	8.707	30.692	39.399	-14.601	54.000	AVERAGE

Note:

1. All Readings below 1GHz are Quasi-Peak, above 1GHz are performed with peak and/or average measurements as necessary.
2. Peak measurements: RBW = 1MHz, VBW = 1MHz, Sweep: Auto.
3. Average measurements: RBW = 1MHz, VBW = 10 Hz, Sweep: Auto.
4. " * ", means this data is the worst emission level.
5. " # ", means the frequency is out of the restricted band.
6. Measurement Level = Reading Level + Correct Factor.
7. The average measurement was not performed when the peak measured data under the limit of average detection.

Site : CB1	**Time : 2015/07/19 - 06:55**
Limit : FCC_SpartC_15.209_03M_PK	**Margin : 6**
Probe : CB1_FCC_EFS_1-18G_H2 - HORIZONTAL	**Power : AC 120V/60Hz**
EUT : Full HD Ultra-Wide View Wi-Fi Camera	**Note : 802.11n40-5310MHz**

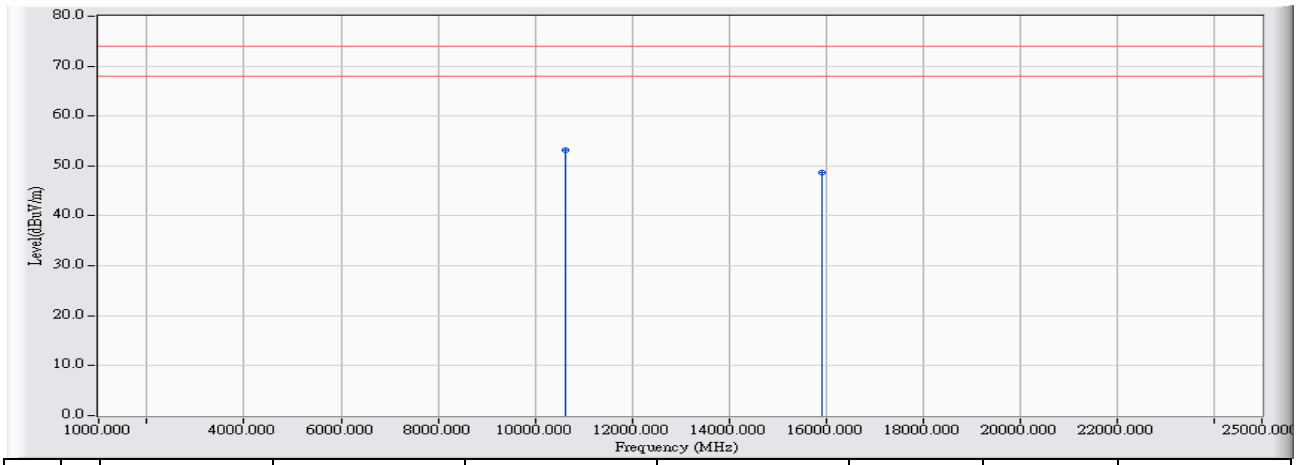

		Frequency (MHz)	Correct Factor (dB)	Reading Level (dBuV)	Measure Level (dBuV/m)	Margin (dB)	Limit (dBuV/m)	Detector Type
1	*	10620.660	9.285	43.911	53.196	-20.804	74.000	PEAK
2		15918.820	8.100	40.646	48.746	-25.254	74.000	PEAK

Note:

1. All Readings below 1GHz are Quasi-Peak, above 1GHz are performed with peak and/or average measurements as necessary.
2. Peak measurements: RBW = 1MHz, VBW = 1MHz, Sweep: Auto.
3. Average measurements: RBW = 1MHz, VBW = 10 Hz, Sweep: Auto.
4. " * ", means this data is the worst emission level.
5. " # ", means the frequency is out of the restricted band.
6. Measurement Level = Reading Level + Correct Factor.
7. The average measurement was not performed when the peak measured data under the limit of average detection.

Site : CB1	**Time : 2015/07/19 - 06:56**
Limit : FCC_SpartC_15.209_03M_AV	**Margin : 6**
Probe : CB1_FCC_EFS_1-18G_H2 - HORIZONTAL	**Power : AC 120V/60Hz**
EUT : Full HD Ultra-Wide View Wi-Fi Camera	**Note : 802.11n40-5310MHz**

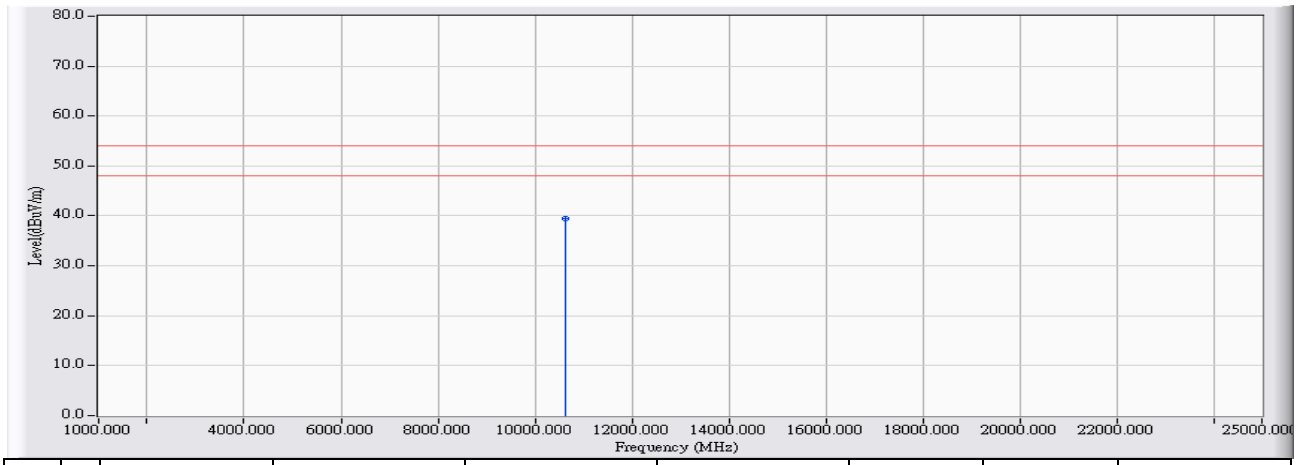

		Frequency (MHz)	Correct Factor (dB)	Reading Level (dBuV)	Measure Level (dBuV/m)	Margin (dB)	Limit (dBuV/m)	Detector Type
1	*	10620.780	9.286	30.199	39.484	-14.516	54.000	AVERAGE

Note:

1. All Readings below 1GHz are Quasi-Peak, above 1GHz are performed with peak and/or average measurements as necessary.
2. Peak measurements: RBW = 1MHz, VBW = 1MHz, Sweep: Auto.
3. Average measurements: RBW = 1MHz, VBW = 10 Hz, Sweep: Auto.
4. " * ", means this data is the worst emission level.
5. " # ", means the frequency is out of the restricted band.
6. Measurement Level = Reading Level + Correct Factor.
7. The average measurement was not performed when the peak measured data under the limit of average detection.

Site : CB1	**Time : 2015/07/19 - 07:00**
Limit : FCC_SpartC_15.209_03M_PK	**Margin : 6**
Probe : CB1_FCC_EFS_1-18G_H2 - VERTICAL	**Power : AC 120V/60Hz**
EUT : Full HD Ultra-Wide View Wi-Fi Camera	**Note : 802.11n40-5310MHz**

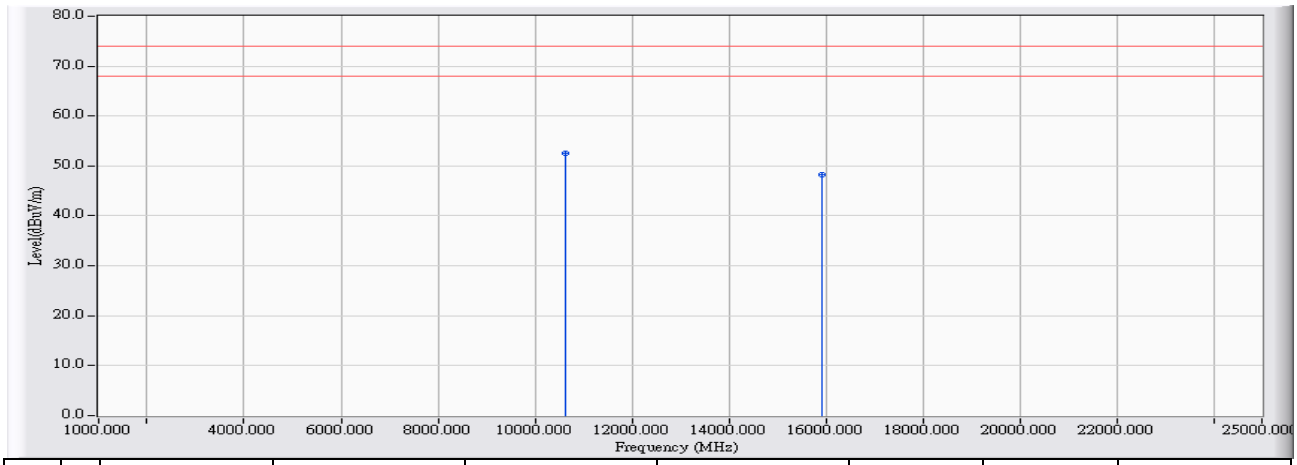

		Frequency (MHz)	Correct Factor (dB)	Reading Level (dBuV)	Measure Level (dBuV/m)	Margin (dB)	Limit (dBuV/m)	Detector Type
1	*	10620.060	8.891	43.596	52.487	-21.513	74.000	PEAK
2		15919.320	8.482	39.807	48.289	-25.711	74.000	PEAK

Note:

1. All Readings below 1GHz are Quasi-Peak, above 1GHz are performed with peak and/or average measurements as necessary.
2. Peak measurements: RBW = 1MHz, VBW = 1MHz, Sweep: Auto.
3. Average measurements: RBW = 1MHz, VBW = 10 Hz, Sweep: Auto.
4. " * ", means this data is the worst emission level.
5. " # ", means the frequency is out of the restricted band.
6. Measurement Level = Reading Level + Correct Factor.
7. The average measurement was not performed when the peak measured data under the limit of average detection.

Site : CB1	**Time : 2015/07/19 - 07:02**
Limit : FCC_SpartC_15.209_03M_AV	**Margin : 6**
Probe : CB1_FCC_EFS_1-18G_H2 - VERTICAL	**Power : AC 120V/60Hz**
EUT : Full HD Ultra-Wide View Wi-Fi Camera	**Note : 802.11n40-5310MHz**

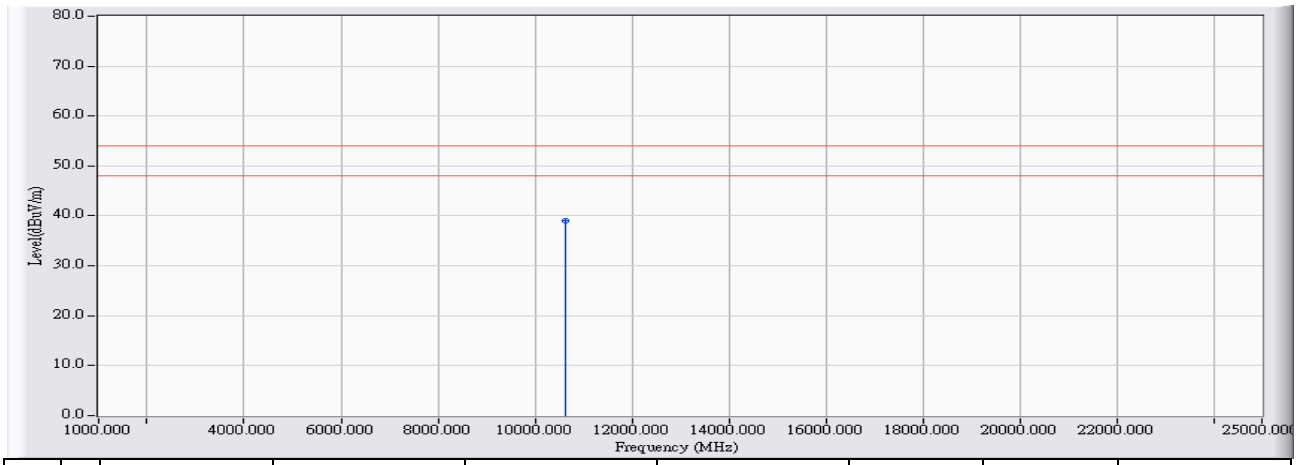

		Frequency (MHz)	Correct Factor (dB)	Reading Level (dBuV)	Measure Level (dBuV/m)	Margin (dB)	Limit (dBuV/m)	Detector Type
1	*	10619.960	8.891	30.113	39.004	-14.996	54.000	AVERAGE

Note:

1. All Readings below 1GHz are Quasi-Peak, above 1GHz are performed with peak and/or average measurements as necessary.
2. Peak measurements: RBW = 1MHz, VBW = 1MHz, Sweep: Auto.
3. Average measurements: RBW = 1MHz, VBW = 10 Hz, Sweep: Auto.
4. " * ", means this data is the worst emission level.
5. " # ", means the frequency is out of the restricted band.
6. Measurement Level = Reading Level + Correct Factor.
7. The average measurement was not performed when the peak measured data under the limit of average detection.

Site : CB1	**Time : 2015/07/19 - 07:10**
Limit : FCC_SpartC_15.209_03M_PK	**Margin : 6**
Probe : CB1_FCC_EFS_1-18G_H2 - HORIZONTAL	**Power : AC 120V/60Hz**
EUT : Full HD Ultra-Wide View Wi-Fi Camera	**Note : 802.11ac80-5290MHz**

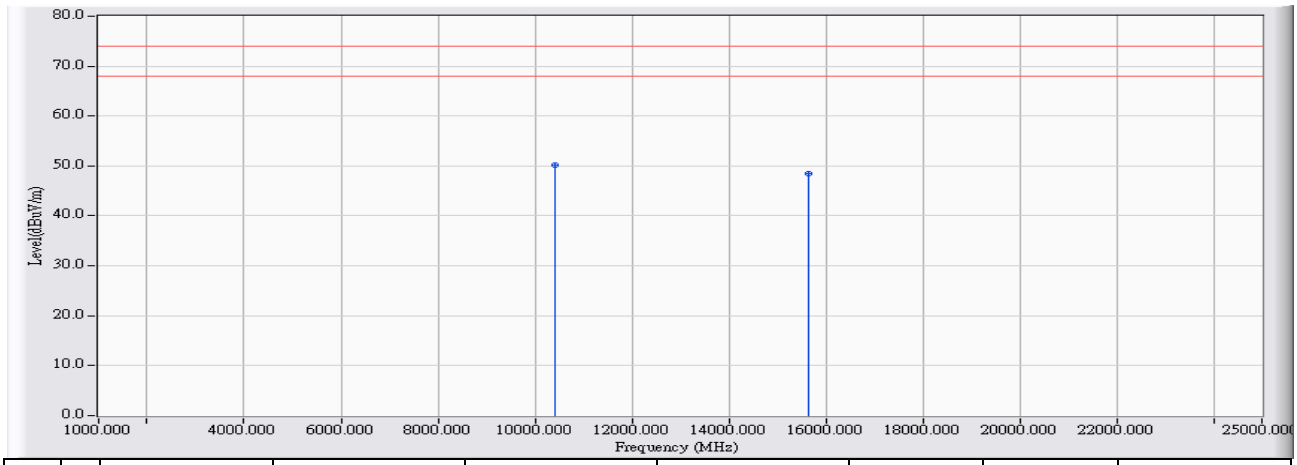

		Frequency (MHz)	Correct Factor (dB)	Reading Level (dBuV)	Measure Level (dBuV/m)	Margin (dB)	Limit (dBuV/m)	Detector Type
1	*	10419.800	8.528	41.644	50.172	-23.828	74.000	PEAK
2		15632.540	9.624	38.875	48.499	-25.501	74.000	PEAK

Note:

1. All Readings below 1GHz are Quasi-Peak, above 1GHz are performed with peak and/or average measurements as necessary.
2. Peak measurements: RBW = 1MHz, VBW = 1MHz, Sweep: Auto.
3. Average measurements: RBW = 1MHz, VBW = 10 Hz, Sweep: Auto.
4. " * ", means this data is the worst emission level.
5. " # ", means the frequency is out of the restricted band.
6. Measurement Level = Reading Level + Correct Factor.
7. The average measurement was not performed when the peak measured data under the limit of average detection.

Site : CB1	**Time : 2015/07/19 - 07:12**
Limit : FCC_SpartC_15.209_03M_PK	**Margin : 6**
Probe : CB1_FCC_EFS_1-18G_H2 - VERTICAL	**Power : AC 120V/60Hz**
EUT : Full HD Ultra-Wide View Wi-Fi Camera	**Note : 802.11ac80-5290MHz**

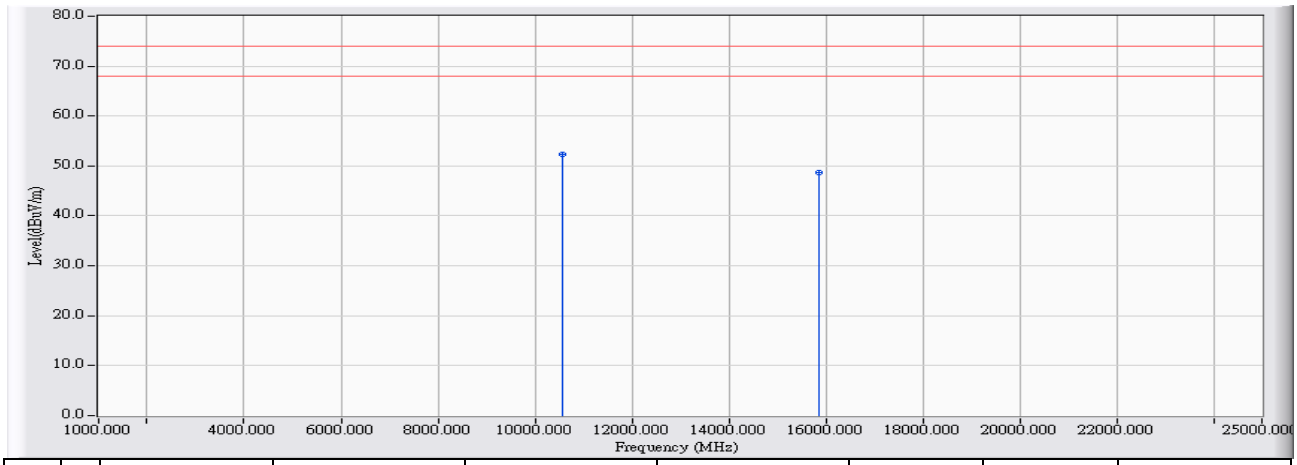

		Frequency (MHz)	Correct Factor (dB)	Reading Level (dBuV)	Measure Level (dBuV/m)	Margin (dB)	Limit (dBuV/m)	Detector Type
1	*	10579.540	8.850	43.556	52.406	-21.594	74.000	PEAK
2		15854.820	8.739	39.909	48.649	-25.351	74.000	PEAK

Note:

1. All Readings below 1GHz are Quasi-Peak, above 1GHz are performed with peak and/or average measurements as necessary.
2. Peak measurements: RBW = 1MHz, VBW = 1MHz, Sweep: Auto.
3. Average measurements: RBW = 1MHz, VBW = 10 Hz, Sweep: Auto.
4. " * ", means this data is the worst emission level.
5. " # ", means the frequency is out of the restricted band.
6. Measurement Level = Reading Level + Correct Factor.
7. The average measurement was not performed when the peak measured data under the limit of average detection.

Site : CB1	**Time : 2015/07/19 - 07:19**
Limit : FCC_SpartC_15.209_03M_AV	**Margin : 6**
Probe : CB1_FCC_EFS_1-18G_H2 - VERTICAL	**Power : AC 120V/60Hz**
EUT : Full HD Ultra-Wide View Wi-Fi Camera	**Note : 802.11ac80-5290MHz**

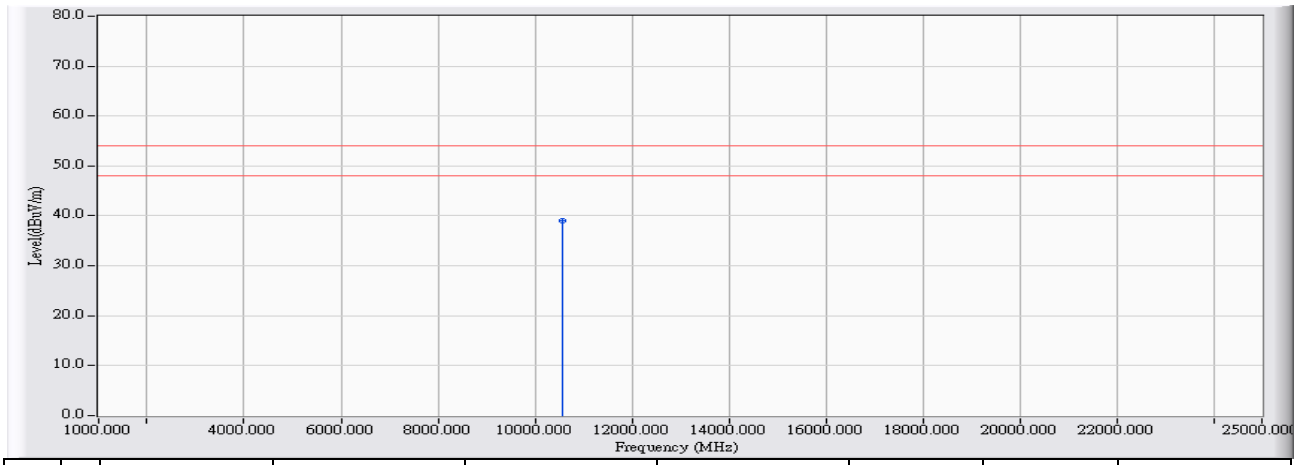

		Frequency (MHz)	Correct Factor (dB)	Reading Level (dBuV)	Measure Level (dBuV/m)	Margin (dB)	Limit (dBuV/m)	Detector Type
1	*	10580.020	8.850	30.239	39.089	-14.911	54.000	AVERAGE

Note:

1. All Readings below 1GHz are Quasi-Peak, above 1GHz are performed with peak and/or average measurements as necessary.
2. Peak measurements: RBW = 1MHz, VBW = 1MHz, Sweep: Auto.
3. Average measurements: RBW = 1MHz, VBW = 10 Hz, Sweep: Auto.
4. " * ", means this data is the worst emission level.
5. " # ", means the frequency is out of the restricted band.
6. Measurement Level = Reading Level + Correct Factor.
7. The average measurement was not performed when the peak measured data under the limit of average detection.

Site : CB1	**Time : 2015/07/16 - 20:30**
Limit : FCC_SpartC_15.209_03M_PK	**Margin : 6**
Probe : CB1_FCC_EFS_1-18G_H2 - HORIZONTAL	**Power : AC 120V/60Hz**
EUT : Full HD Ultra-Wide View Wi-Fi Camera	**Note : 802.11a_5500MHz**

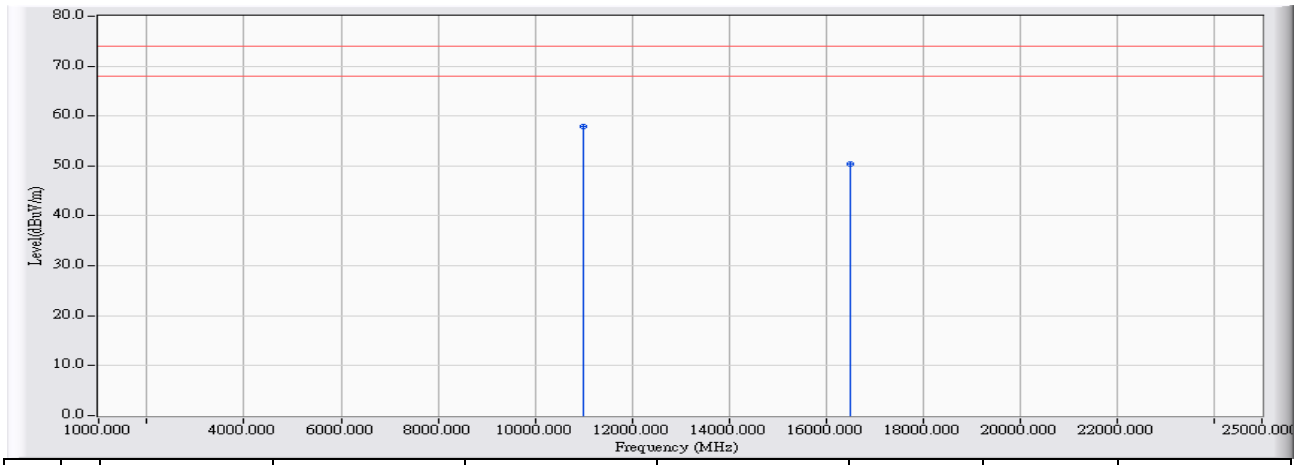

		Frequency (MHz)	Correct Factor (dB)	Reading Level (dBuV)	Measure Level (dBuV/m)	Margin (dB)	Limit (dBuV/m)	Detector Type
1	*	10999.650	9.405	48.600	58.006	-15.994	74.000	PEAK
2		16495.802	9.117	41.360	50.477	-23.523	74.000	PEAK

Note:

1. All Readings below 1GHz are Quasi-Peak, above 1GHz are performed with peak and/or average measurements as necessary.
2. Peak measurements: RBW = 1MHz, VBW = 1MHz, Sweep: Auto.
3. Average measurements: RBW = 1MHz, VBW = 10 Hz, Sweep: Auto.
4. " * ", means this data is the worst emission level.
5. " # ", means the frequency is out of the restricted band.
6. Measurement Level = Reading Level + Correct Factor.
7. The average measurement was not performed when the peak measured data under the limit of average detection.

Site : CB1	**Time : 2015/07/16 - 20:32**
Limit : FCC_SpartC_15.209_03M_AV	**Margin : 6**
Probe : CB1_FCC_EFS_1-18G_H2 - HORIZONTAL	**Power : AC 120V/60Hz**
EUT : Full HD Ultra-Wide View Wi-Fi Camera	**Note : 802.11a_5500MHz**

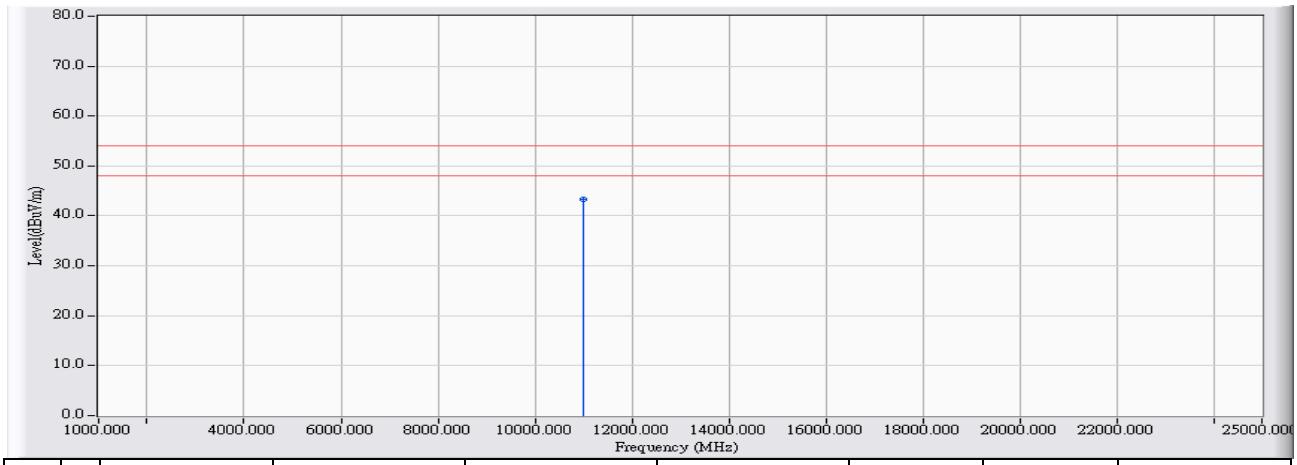

		Frequency (MHz)	Correct Factor (dB)	Reading Level (dBuV)	Measure Level (dBuV/m)	Margin (dB)	Limit (dBuV/m)	Detector Type
1	*	11000.000	9.405	33.900	43.305	-10.695	54.000	AVERAGE

Note:

1. All Readings below 1GHz are Quasi-Peak, above 1GHz are performed with peak and/or average measurements as necessary.
2. Peak measurements: RBW = 1MHz, VBW = 1MHz, Sweep: Auto.
3. Average measurements: RBW = 1MHz, VBW = 10 Hz, Sweep: Auto.
4. " * ", means this data is the worst emission level.
5. " # ", means the frequency is out of the restricted band.
6. Measurement Level = Reading Level + Correct Factor.
7. The average measurement was not performed when the peak measured data under the limit of average detection.

Site : CB1	**Time : 2015/07/16 - 20:36**
Limit : FCC_SpartC_15.209_03M_PK	**Margin : 6**
Probe : CB1_FCC_EFS_1-18G_H2 - VERTICAL	**Power : AC 120V/60Hz**
EUT : Full HD Ultra-Wide View Wi-Fi Camera	**Note : 802.11a_5500MHz**

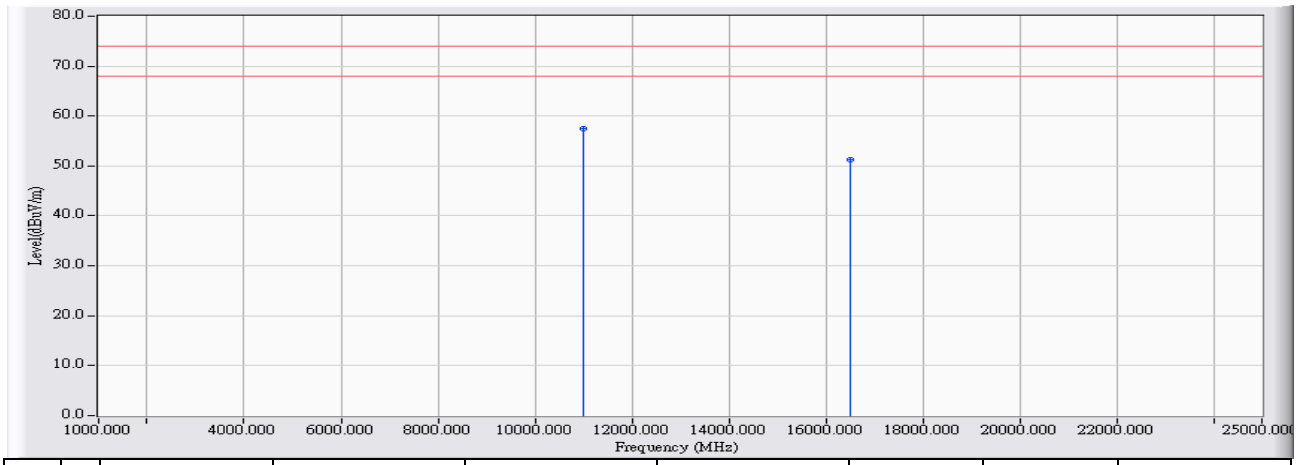

		Frequency (MHz)	Correct Factor (dB)	Reading Level (dBuV)	Measure Level (dBuV/m)	Margin (dB)	Limit (dBuV/m)	Detector Type
1	*	11005.967	9.180	48.390	57.570	-16.430	74.000	PEAK
2		16504.278	9.974	41.210	51.184	-22.816	74.000	PEAK

Note:

1. All Readings below 1GHz are Quasi-Peak, above 1GHz are performed with peak and/or average measurements as necessary.
2. Peak measurements: RBW = 1MHz, VBW = 1MHz, Sweep: Auto.
3. Average measurements: RBW = 1MHz, VBW = 10 Hz, Sweep: Auto.
4. " * ", means this data is the worst emission level.
5. " # ", means the frequency is out of the restricted band.
6. Measurement Level = Reading Level + Correct Factor.
7. The average measurement was not performed when the peak measured data under the limit of average detection.

Site : CB1	**Time : 2015/07/16 - 20:38**
Limit : FCC_SpartC_15.209_03M_AV	**Margin : 6**
Probe : CB1_FCC_EFS_1-18G_H2 - VERTICAL	**Power : AC 120V/60Hz**
EUT : Full HD Ultra-Wide View Wi-Fi Camera	**Note : 802.11a_5500MHz**

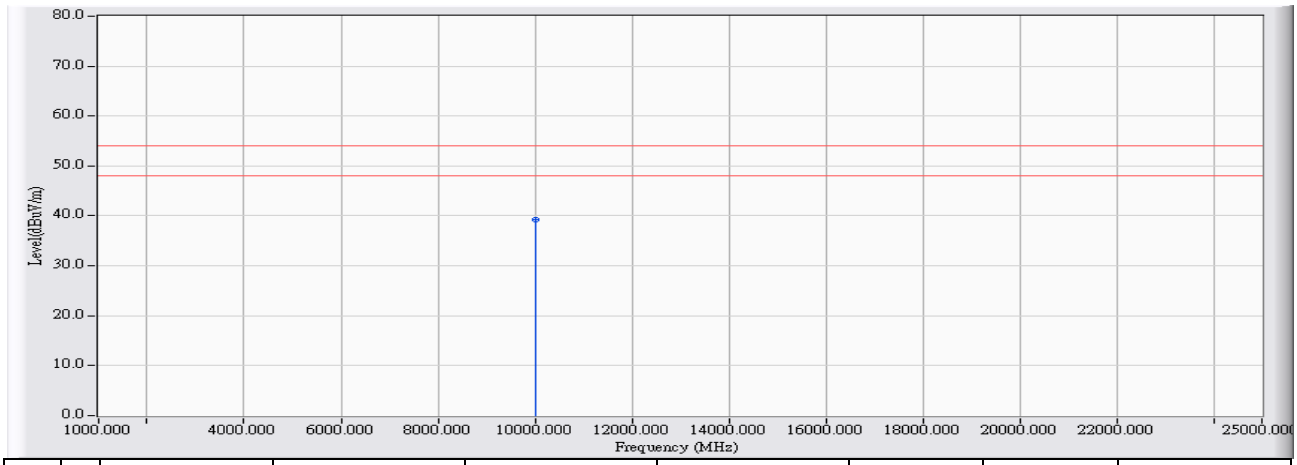

		Frequency (MHz)	Correct Factor (dB)	Reading Level (dBuV)	Measure Level (dBuV/m)	Margin (dB)	Limit (dBuV/m)	Detector Type
1	*	10000.000	5.771	33.380	39.152	-14.848	54.000	AVERAGE

Note:

1. All Readings below 1GHz are Quasi-Peak, above 1GHz are performed with peak and/or average measurements as necessary.
2. Peak measurements: RBW = 1MHz, VBW = 1MHz, Sweep: Auto.
3. Average measurements: RBW = 1MHz, VBW = 10 Hz, Sweep: Auto.
4. " * ", means this data is the worst emission level.
5. " # ", means the frequency is out of the restricted band.
6. Measurement Level = Reading Level + Correct Factor.
7. The average measurement was not performed when the peak measured data under the limit of average detection.

Site : CB1	**Time : 2015/07/16 - 20:44**
Limit : FCC_SpartC_15.209_03M_PK	**Margin : 6**
Probe : CB1_FCC_EFS_1-18G_H2 - HORIZONTAL	**Power : AC 120V/60Hz**
EUT : Full HD Ultra-Wide View Wi-Fi Camera	**Note : 802.11a_5580MHz**

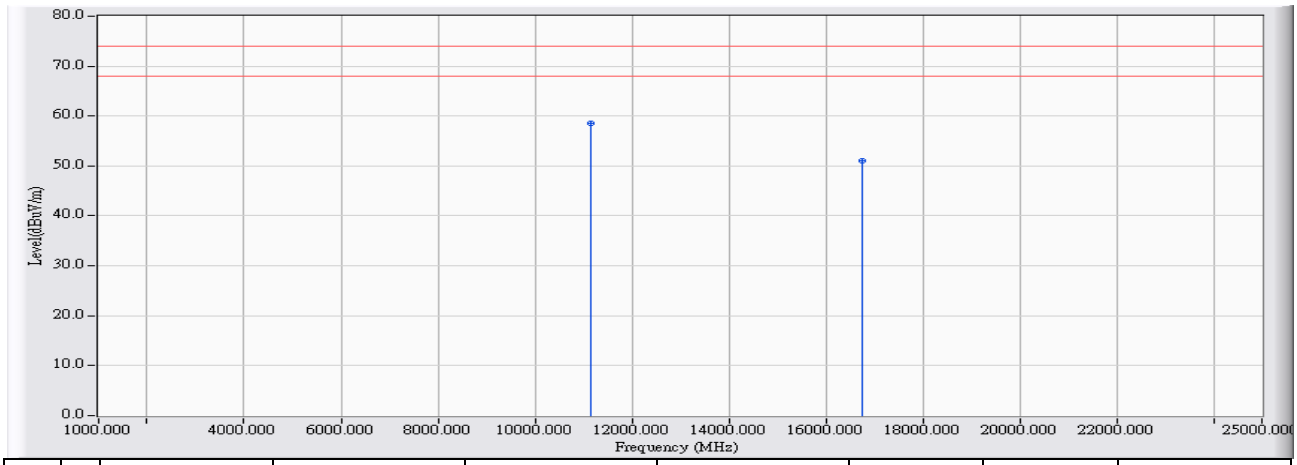

		Frequency (MHz)	Correct Factor (dB)	Reading Level (dBuV)	Measure Level (dBuV/m)	Margin (dB)	Limit (dBuV/m)	Detector Type
1	*	11160.500	9.199	49.300	58.499	-15.501	74.000	PEAK
2		16759.000	10.248	40.810	51.058	-22.942	74.000	PEAK

Note:

1. All Readings below 1GHz are Quasi-Peak, above 1GHz are performed with peak and/or average measurements as necessary.
2. Peak measurements: RBW = 1MHz, VBW = 1MHz, Sweep: Auto.
3. Average measurements: RBW = 1MHz, VBW = 10 Hz, Sweep: Auto.
4. " * ", means this data is the worst emission level.
5. " # ", means the frequency is out of the restricted band.
6. Measurement Level = Reading Level + Correct Factor.
7. The average measurement was not performed when the peak measured data under the limit of average detection.

Site : CB1	**Time : 2015/07/16 - 20:45**
Limit : FCC_SpartC_15.209_03M_AV	**Margin : 6**
Probe : CB1_FCC_EFS_1-18G_H2 - HORIZONTAL	**Power : AC 120V/60Hz**
EUT : Full HD Ultra-Wide View Wi-Fi Camera	**Note : 802.11a_5580MHz**

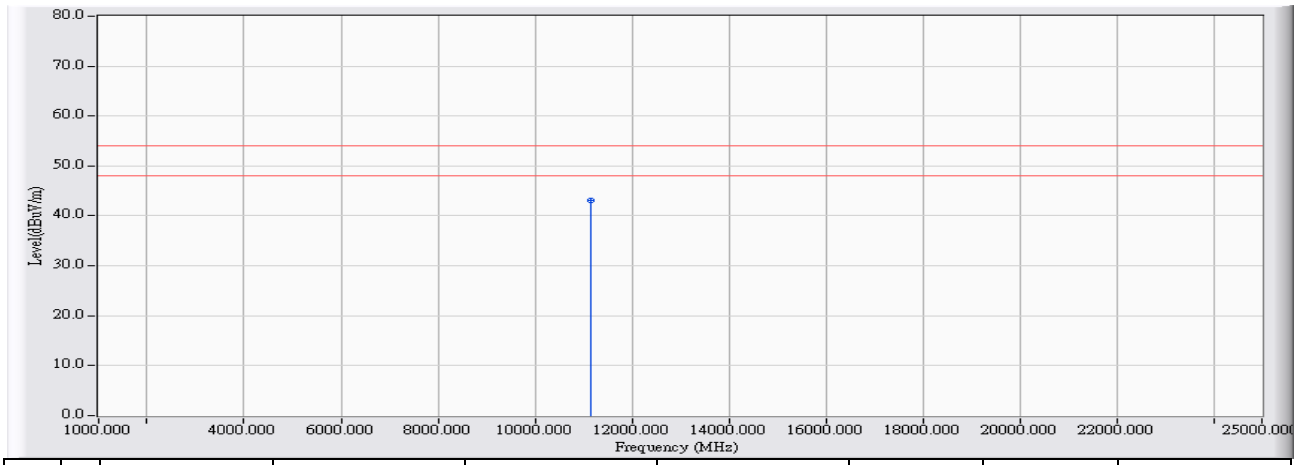

		Frequency (MHz)	Correct Factor (dB)	Reading Level (dBuV)	Measure Level (dBuV/m)	Margin (dB)	Limit (dBuV/m)	Detector Type
1	*	11160.000	9.200	33.930	43.130	-10.870	54.000	AVERAGE

Note:

1. All Readings below 1GHz are Quasi-Peak, above 1GHz are performed with peak and/or average measurements as necessary.
2. Peak measurements: RBW = 1MHz, VBW = 1MHz, Sweep: Auto.
3. Average measurements: RBW = 1MHz, VBW = 10 Hz, Sweep: Auto.
4. " * ", means this data is the worst emission level.
5. " # ", means the frequency is out of the restricted band.
6. Measurement Level = Reading Level + Correct Factor.
7. The average measurement was not performed when the peak measured data under the limit of average detection.

Site : CB1	**Time : 2015/07/16 - 20:50**
Limit : FCC_SpartC_15.209_03M_PK	**Margin : 6**
Probe : CB1_FCC_EFS_1-18G_H2 - VERTICAL	**Power : AC 120V/60Hz**
EUT : Full HD Ultra-Wide View Wi-Fi Camera	**Note : 802.11a_5580MHz**

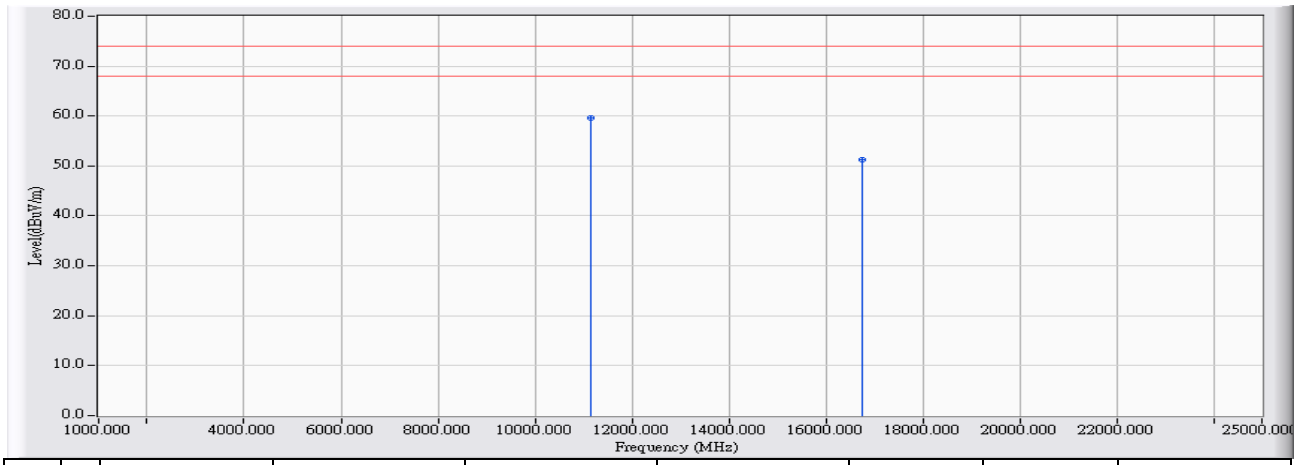

		Frequency (MHz)	Correct Factor (dB)	Reading Level (dBuV)	Measure Level (dBuV/m)	Margin (dB)	Limit (dBuV/m)	Detector Type
1	*	11157.030	9.053	50.640	59.692	-14.308	74.000	PEAK
2		16739.200	11.172	40.150	51.322	-22.678	74.000	PEAK

Note:

1. All Readings below 1GHz are Quasi-Peak, above 1GHz are performed with peak and/or average measurements as necessary.
2. Peak measurements: RBW = 1MHz, VBW = 1MHz, Sweep: Auto.
3. Average measurements: RBW = 1MHz, VBW = 10 Hz, Sweep: Auto.
4. " * ", means this data is the worst emission level.
5. " # ", means the frequency is out of the restricted band.
6. Measurement Level = Reading Level + Correct Factor.
7. The average measurement was not performed when the peak measured data under the limit of average detection.

Site : CB1	**Time : 2015/07/16 - 20:52**
Limit : FCC_SpartC_15.209_03M_AV	**Margin : 6**
Probe : CB1_FCC_EFS_1-18G_H2 - VERTICAL	**Power : AC 120V/60Hz**
EUT : Full HD Ultra-Wide View Wi-Fi Camera	**Note : 802.11a_5580MHz**

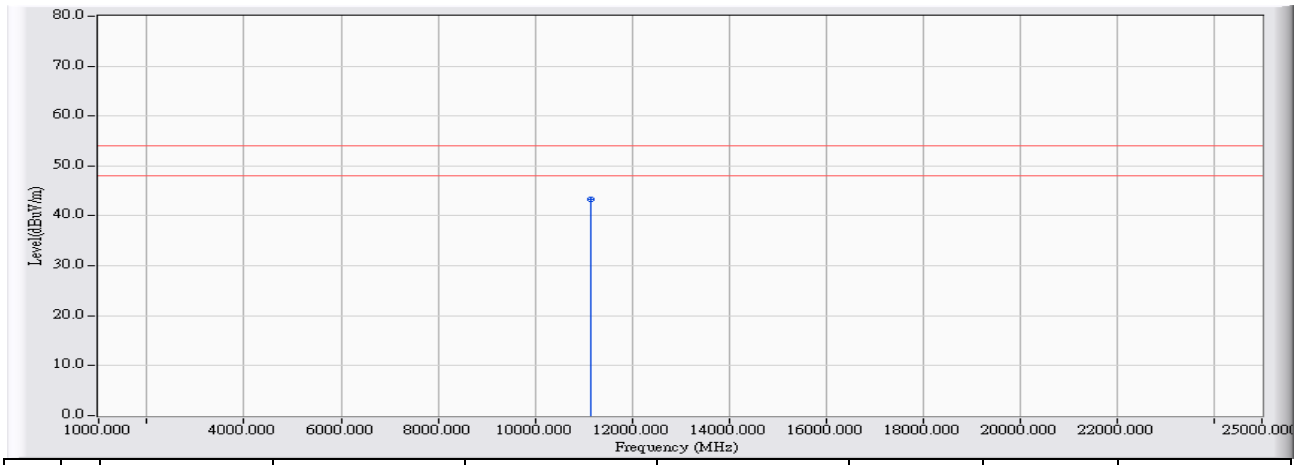

		Frequency (MHz)	Correct Factor (dB)	Reading Level (dBuV)	Measure Level (dBuV/m)	Margin (dB)	Limit (dBuV/m)	Detector Type
1	*	11160.250	9.050	34.270	43.320	-10.680	54.000	AVERAGE

Note:

1. All Readings below 1GHz are Quasi-Peak, above 1GHz are performed with peak and/or average measurements as necessary.
2. Peak measurements: RBW = 1MHz, VBW = 1MHz, Sweep: Auto.
3. Average measurements: RBW = 1MHz, VBW = 10 Hz, Sweep: Auto.
4. " * ", means this data is the worst emission level.
5. " # ", means the frequency is out of the restricted band.
6. Measurement Level = Reading Level + Correct Factor.
7. The average measurement was not performed when the peak measured data under the limit of average detection.

Site : CB1	**Time : 2015/07/16 - 20:58**
Limit : FCC_SpartC_15.209_03M_PK	**Margin : 6**
Probe : CB1_FCC_EFS_1-18G_H2 - HORIZONTAL	**Power : AC 120V/60Hz**
EUT : Full HD Ultra-Wide View Wi-Fi Camera	**Note : 802.11a_5700MHz**

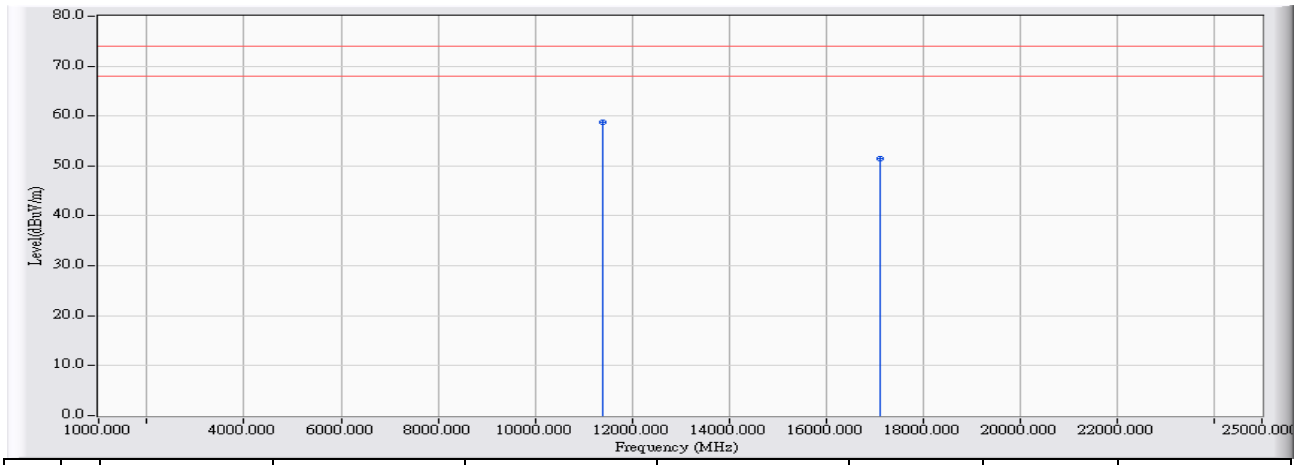

		Frequency (MHz)	Correct Factor (dB)	Reading Level (dBuV)	Measure Level (dBuV/m)	Margin (dB)	Limit (dBuV/m)	Detector Type
1	*	11399.980	8.867	49.890	58.758	-15.242	74.000	PEAK
2		17114.273	11.454	40.100	51.555	-22.445	74.000	PEAK

Note:

1. All Readings below 1GHz are Quasi-Peak, above 1GHz are performed with peak and/or average measurements as necessary.
2. Peak measurements: RBW = 1MHz, VBW = 1MHz, Sweep: Auto.
3. Average measurements: RBW = 1MHz, VBW = 10 Hz, Sweep: Auto.
4. " * ", means this data is the worst emission level.
5. " # ", means the frequency is out of the restricted band.
6. Measurement Level = Reading Level + Correct Factor.
7. The average measurement was not performed when the peak measured data under the limit of average detection.

Site : CB1	**Time : 2015/07/16 - 21:00**
Limit : FCC_SpartC_15.209_03M_AV	**Margin : 6**
Probe : CB1_FCC_EFS_1-18G_H2 - HORIZONTAL	**Power : AC 120V/60Hz**
EUT : Full HD Ultra-Wide View Wi-Fi Camera	**Note : 802.11a_5700MHz**

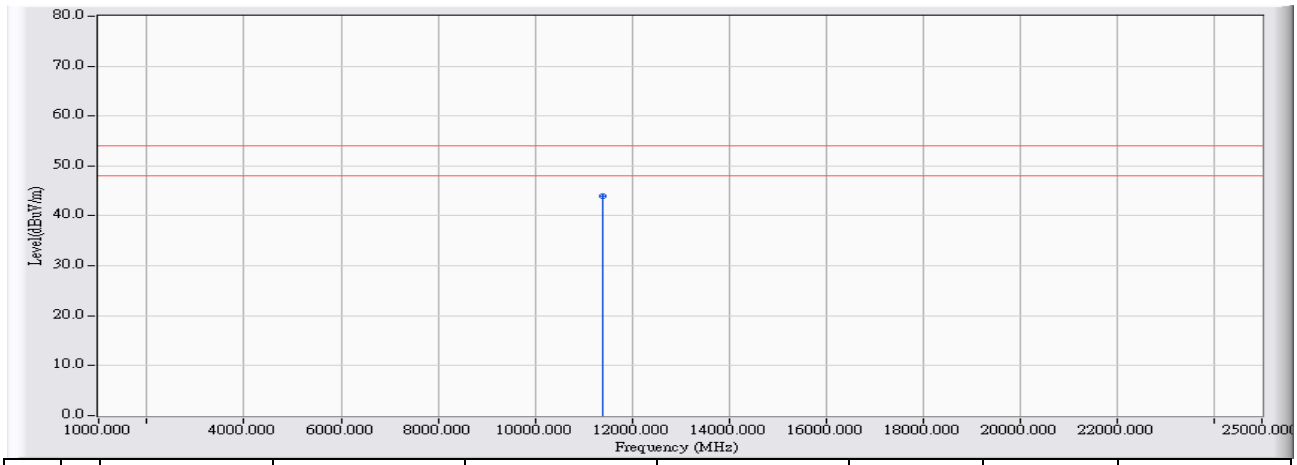

		Frequency (MHz)	Correct Factor (dB)	Reading Level (dBuV)	Measure Level (dBuV/m)	Margin (dB)	Limit (dBuV/m)	Detector Type
1	*	11400.330	8.868	35.190	44.057	-9.943	54.000	AVERAGE

Note:

1. All Readings below 1GHz are Quasi-Peak, above 1GHz are performed with peak and/or average measurements as necessary.
2. Peak measurements: RBW = 1MHz, VBW = 1MHz, Sweep: Auto.
3. Average measurements: RBW = 1MHz, VBW = 10 Hz, Sweep: Auto.
4. " * ", means this data is the worst emission level.
5. " # ", means the frequency is out of the restricted band.
6. Measurement Level = Reading Level + Correct Factor.
7. The average measurement was not performed when the peak measured data under the limit of average detection.

Site : CB1	**Time : 2015/07/16 - 21:04**
Limit : FCC_SpartC_15.209_03M_PK	**Margin : 6**
Probe : CB1_FCC_EFS_1-18G_H2 - VERTICAL	**Power : AC 120V/60Hz**
EUT : Full HD Ultra-Wide View Wi-Fi Camera	**Note : 802.11a_5700MHz**

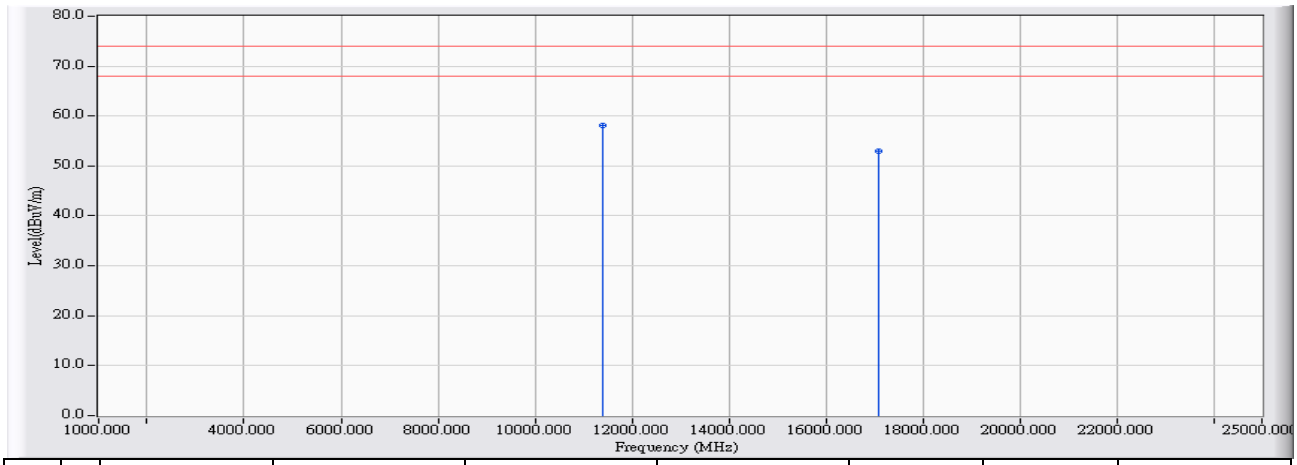

		Frequency (MHz)	Correct Factor (dB)	Reading Level (dBuV)	Measure Level (dBuV/m)	Margin (dB)	Limit (dBuV/m)	Detector Type
1	*	11397.621	8.829	49.320	58.149	-15.851	74.000	PEAK
2		17083.188	12.197	40.780	52.977	-21.023	74.000	PEAK

Note:

1. All Readings below 1GHz are Quasi-Peak, above 1GHz are performed with peak and/or average measurements as necessary.
2. Peak measurements: RBW = 1MHz, VBW = 1MHz, Sweep: Auto.
3. Average measurements: RBW = 1MHz, VBW = 10 Hz, Sweep: Auto.
4. " * ", means this data is the worst emission level.
5. " # ", means the frequency is out of the restricted band.
6. Measurement Level = Reading Level + Correct Factor.
7. The average measurement was not performed when the peak measured data under the limit of average detection.

Site : CB1	**Time : 2015/07/16 - 21:05**
Limit : FCC_SpartC_15.209_03M_AV	**Margin : 6**
Probe : CB1_FCC_EFS_1-18G_H2 - VERTICAL	**Power : AC 120V/60Hz**
EUT : Full HD Ultra-Wide View Wi-Fi Camera	**Note : 802.11a_5700MHz**

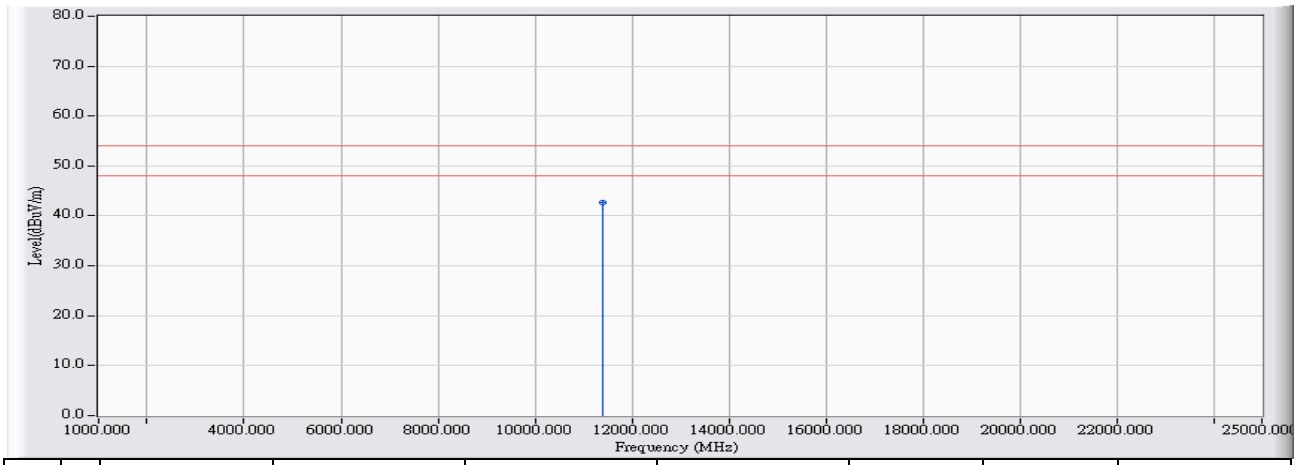

		Frequency (MHz)	Correct Factor (dB)	Reading Level (dBuV)	Measure Level (dBuV/m)	Margin (dB)	Limit (dBuV/m)	Detector Type
1	*	11400.300	8.825	33.750	42.575	-11.425	54.000	AVERAGE

Note:

1. All Readings below 1GHz are Quasi-Peak, above 1GHz are performed with peak and/or average measurements as necessary.
2. Peak measurements: RBW = 1MHz, VBW = 1MHz, Sweep: Auto.
3. Average measurements: RBW = 1MHz, VBW = 10 Hz, Sweep: Auto.
4. " * ", means this data is the worst emission level.
5. " # ", means the frequency is out of the restricted band.
6. Measurement Level = Reading Level + Correct Factor.
7. The average measurement was not performed when the peak measured data under the limit of average detection.

Site : CB1	**Time : 2015/07/16 - 21:09**
Limit : FCC_SpartC_15.209_03M_PK	**Margin : 6**
Probe : CB1_FCC_EFS_1-18G_H2 - HORIZONTAL	**Power : AC 120V/60Hz**
EUT : Full HD Ultra-Wide View Wi-Fi Camera	**Note : 802.11n20_5500MHz**

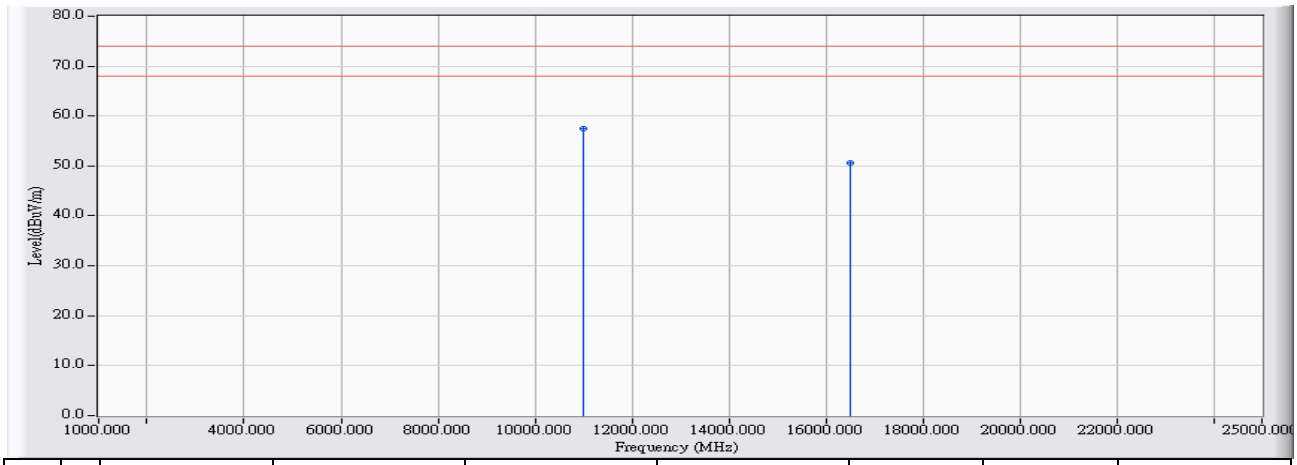

		Frequency (MHz)	Correct Factor (dB)	Reading Level (dBuV)	Measure Level (dBuV/m)	Margin (dB)	Limit (dBuV/m)	Detector Type
1	*	11001.000	9.405	48.080	57.484	-16.516	74.000	PEAK
2		16496.662	9.119	41.410	50.529	-23.471	74.000	PEAK

Note:

1. All Readings below 1GHz are Quasi-Peak, above 1GHz are performed with peak and/or average measurements as necessary.
2. Peak measurements: RBW = 1MHz, VBW = 1MHz, Sweep: Auto.
3. Average measurements: RBW = 1MHz, VBW = 10 Hz, Sweep: Auto.
4. " * ", means this data is the worst emission level.
5. " # ", means the frequency is out of the restricted band.
6. Measurement Level = Reading Level + Correct Factor.
7. The average measurement was not performed when the peak measured data under the limit of average detection.

Site : CB1	**Time : 2015/07/16 - 21:11**
Limit : FCC_SpartC_15.209_03M_AV	**Margin : 6**
Probe : CB1_FCC_EFS_1-18G_H2 - HORIZONTAL	**Power : AC 120V/60Hz**
EUT : Full HD Ultra-Wide View Wi-Fi Camera	**Note : 802.11n20_5500MHz**

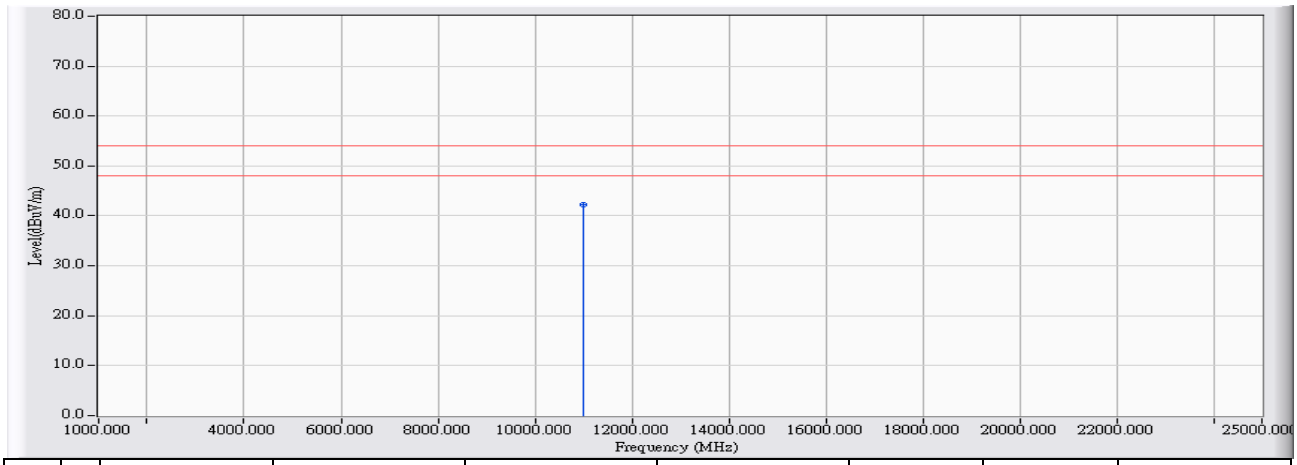

		Frequency (MHz)	Correct Factor (dB)	Reading Level (dBuV)	Measure Level (dBuV/m)	Margin (dB)	Limit (dBuV/m)	Detector Type
1	*	11000.000	9.405	32.810	42.215	-11.785	54.000	AVERAGE

Note:

1. All Readings below 1GHz are Quasi-Peak, above 1GHz are performed with peak and/or average measurements as necessary.
2. Peak measurements: RBW = 1MHz, VBW = 1MHz, Sweep: Auto.
3. Average measurements: RBW = 1MHz, VBW = 10 Hz, Sweep: Auto.
4. " * ", means this data is the worst emission level.
5. " # ", means the frequency is out of the restricted band.
6. Measurement Level = Reading Level + Correct Factor.
7. The average measurement was not performed when the peak measured data under the limit of average detection.

Site : CB1	**Time : 2015/07/16 - 21:15**
Limit : FCC_SpartC_15.209_03M_PK	**Margin : 6**
Probe : CB1_FCC_EFS_1-18G_H2 - VERTICAL	**Power : AC 120V/60Hz**
EUT : Full HD Ultra-Wide View Wi-Fi Camera	**Note : 802.11n20_5500MHz**

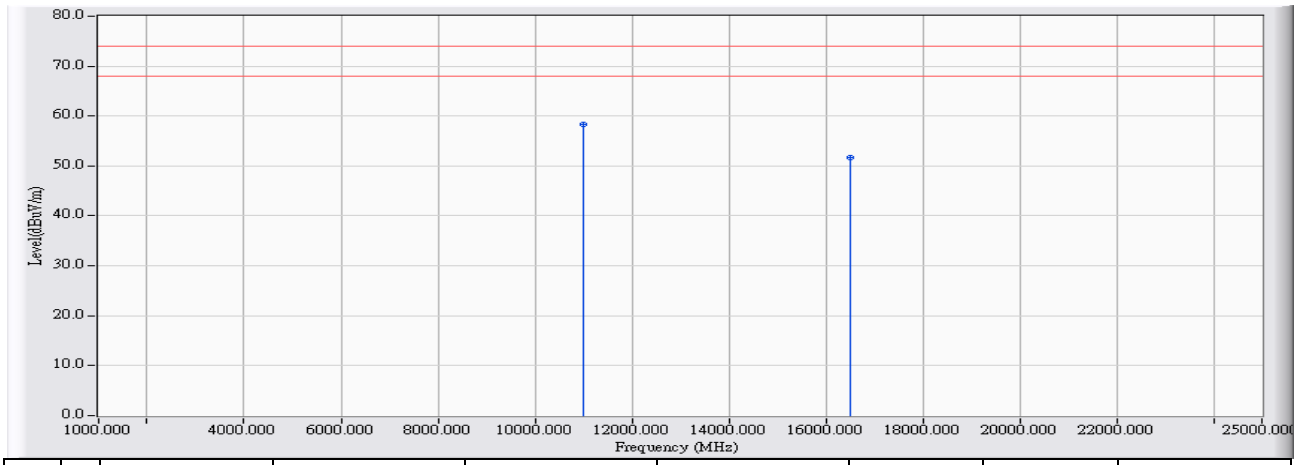

		Frequency (MHz)	Correct Factor (dB)	Reading Level (dBuV)	Measure Level (dBuV/m)	Margin (dB)	Limit (dBuV/m)	Detector Type
1	*	11000.000	9.182	49.200	58.383	-15.617	74.000	PEAK
2		16503.738	9.972	41.620	51.592	-22.408	74.000	PEAK

Note:

1. All Readings below 1GHz are Quasi-Peak, above 1GHz are performed with peak and/or average measurements as necessary.
2. Peak measurements: RBW = 1MHz, VBW = 1MHz, Sweep: Auto.
3. Average measurements: RBW = 1MHz, VBW = 10 Hz, Sweep: Auto.
4. " * ", means this data is the worst emission level.
5. " # ", means the frequency is out of the restricted band.
6. Measurement Level = Reading Level + Correct Factor.
7. The average measurement was not performed when the peak measured data under the limit of average detection.

Site : CB1	**Time : 2015/07/16 - 21:16**
Limit : FCC_SpartC_15.209_03M_AV	**Margin : 6**
Probe : CB1_FCC_EFS_1-18G_H2 - VERTICAL	**Power : AC 120V/60Hz**
EUT : Full HD Ultra-Wide View Wi-Fi Camera	**Note : 802.11n20_5500MHz**

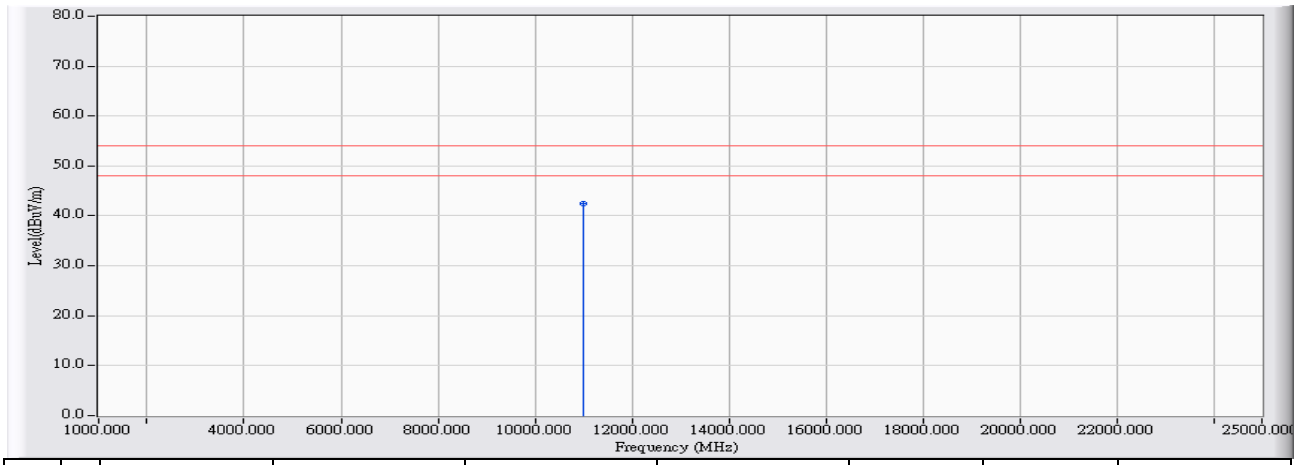

		Frequency (MHz)	Correct Factor (dB)	Reading Level (dBuV)	Measure Level (dBuV/m)	Margin (dB)	Limit (dBuV/m)	Detector Type
1	*	11000.000	9.182	33.280	42.463	-11.537	54.000	AVERAGE

Note:

1. All Readings below 1GHz are Quasi-Peak, above 1GHz are performed with peak and/or average measurements as necessary.
2. Peak measurements: RBW = 1MHz, VBW = 1MHz, Sweep: Auto.
3. Average measurements: RBW = 1MHz, VBW = 10 Hz, Sweep: Auto.
4. " * ", means this data is the worst emission level.
5. " # ", means the frequency is out of the restricted band.
6. Measurement Level = Reading Level + Correct Factor.
7. The average measurement was not performed when the peak measured data under the limit of average detection.

Site : CB1	**Time : 2015/07/16 - 21:20**
Limit : FCC_SpartC_15.209_03M_PK	**Margin : 6**
Probe : CB1_FCC_EFS_1-18G_H2 - HORIZONTAL	**Power : AC 120V/60Hz**
EUT : Full HD Ultra-Wide View Wi-Fi Camera	**Note : 802.11n20_5580MHz**

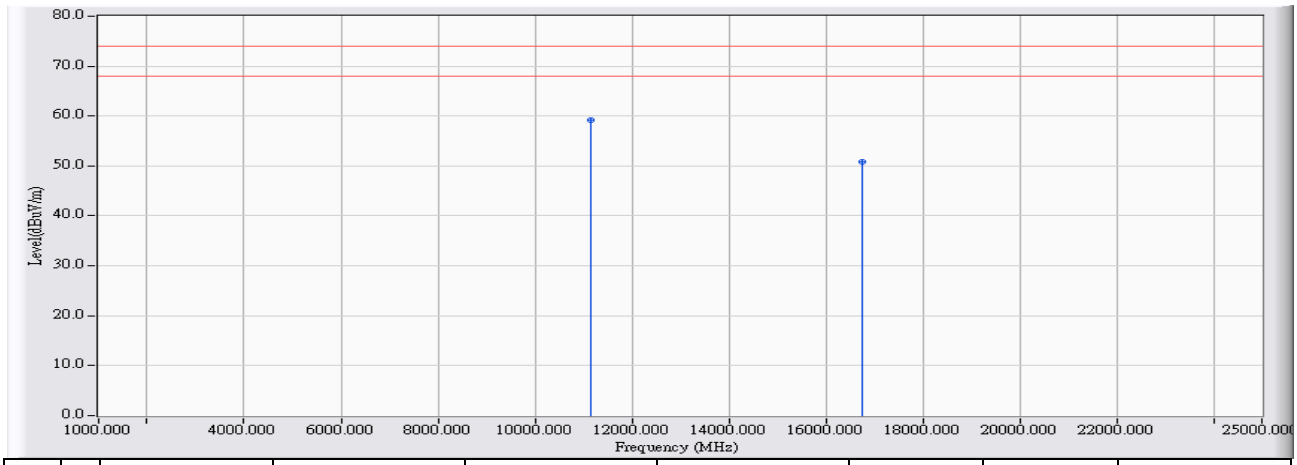

		Frequency (MHz)	Correct Factor (dB)	Reading Level (dBuV)	Measure Level (dBuV/m)	Margin (dB)	Limit (dBuV/m)	Detector Type
1	*	11160.800	9.199	49.990	59.189	-14.811	74.000	PEAK
2		16743.190	10.180	40.560	50.740	-23.260	74.000	PEAK

Note:

1. All Readings below 1GHz are Quasi-Peak, above 1GHz are performed with peak and/or average measurements as necessary.
2. Peak measurements: RBW = 1MHz, VBW = 1MHz, Sweep: Auto.
3. Average measurements: RBW = 1MHz, VBW = 10 Hz, Sweep: Auto.
4. " * ", means this data is the worst emission level.
5. " # ", means the frequency is out of the restricted band.
6. Measurement Level = Reading Level + Correct Factor.
7. The average measurement was not performed when the peak measured data under the limit of average detection.

Site : CB1	**Time : 2015/07/16 - 21:22**
Limit : FCC_SpartC_15.209_03M_AV	**Margin : 6**
Probe : CB1_FCC_EFS_1-18G_H2 - HORIZONTAL	**Power : AC 120V/60Hz**
EUT : Full HD Ultra-Wide View Wi-Fi Camera	**Note : 802.11n20_5580MHz**

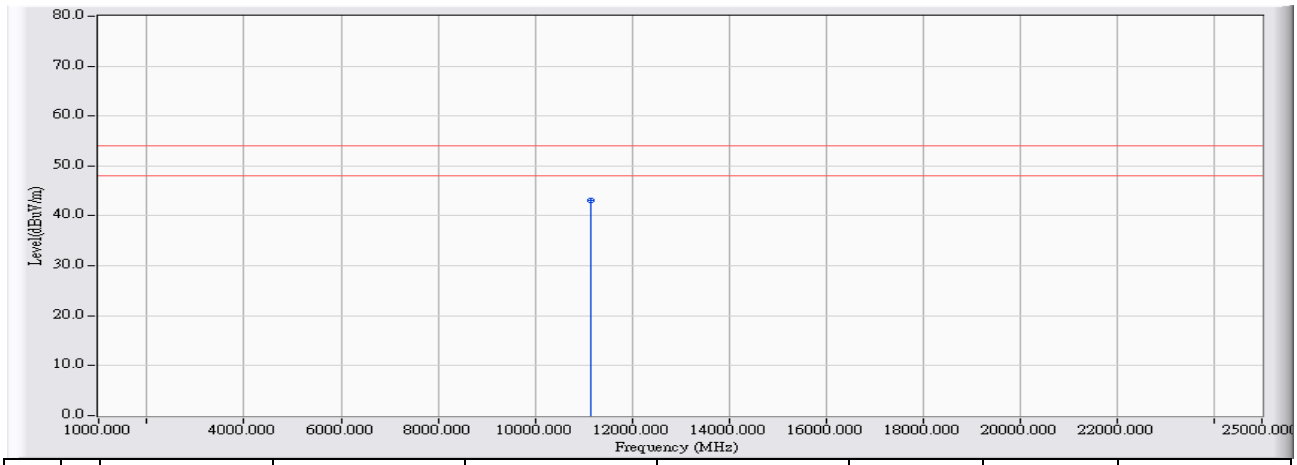

		Frequency (MHz)	Correct Factor (dB)	Reading Level (dBuV)	Measure Level (dBuV/m)	Margin (dB)	Limit (dBuV/m)	Detector Type
1	*	11160.000	9.200	33.830	43.030	-10.970	54.000	AVERAGE

Note:

1. All Readings below 1GHz are Quasi-Peak, above 1GHz are performed with peak and/or average measurements as necessary.
2. Peak measurements: RBW = 1MHz, VBW = 1MHz, Sweep: Auto.
3. Average measurements: RBW = 1MHz, VBW = 10 Hz, Sweep: Auto.
4. " * ", means this data is the worst emission level.
5. " # ", means the frequency is out of the restricted band.
6. Measurement Level = Reading Level + Correct Factor.
7. The average measurement was not performed when the peak measured data under the limit of average detection.

Site : CB1	**Time : 2015/07/16 - 21:27**
Limit : FCC_SpartC_15.209_03M_PK	**Margin : 6**
Probe : CB1_FCC_EFS_1-18G_H2 - VERTICAL	**Power : AC 120V/60Hz**
EUT : Full HD Ultra-Wide View Wi-Fi Camera	**Note : 802.11n20_5580MHz**

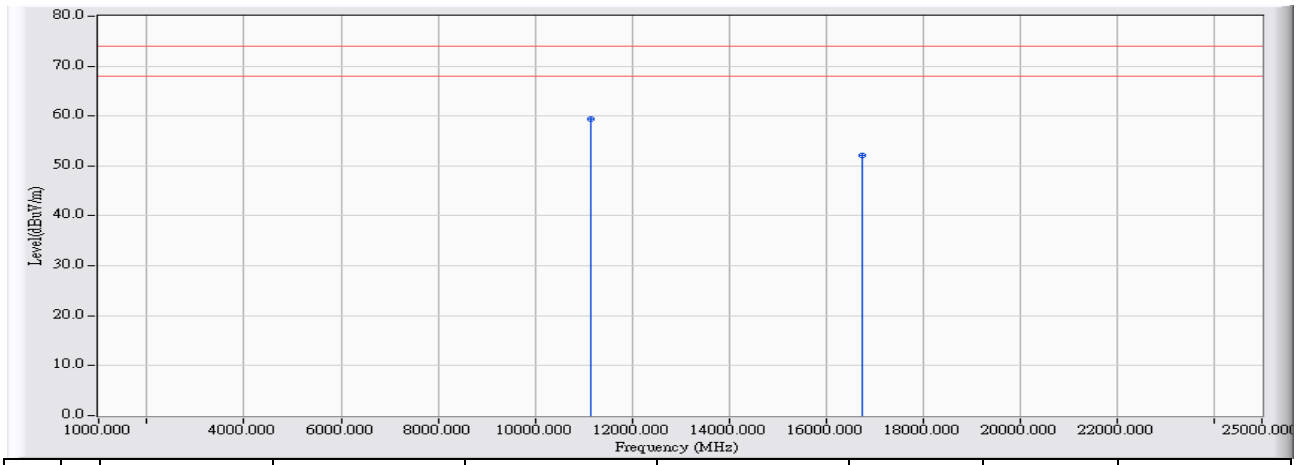

		Frequency (MHz)	Correct Factor (dB)	Reading Level (dBuV)	Measure Level (dBuV/m)	Margin (dB)	Limit (dBuV/m)	Detector Type
1		11155.262	9.053	50.450	59.503	-14.497	74.000	PEAK
2	*	16740.960	11.180	40.950	52.131	-21.869	74.000	PEAK

Note:

1. All Readings below 1GHz are Quasi-Peak, above 1GHz are performed with peak and/or average measurements as necessary.
2. Peak measurements: RBW = 1MHz, VBW = 1MHz, Sweep: Auto.
3. Average measurements: RBW = 1MHz, VBW = 10 Hz, Sweep: Auto.
4. " * ", means this data is the worst emission level.
5. " # ", means the frequency is out of the restricted band.
6. Measurement Level = Reading Level + Correct Factor.
7. The average measurement was not performed when the peak measured data under the limit of average detection.

Site : CB1	**Time : 2015/07/16 - 21:29**
Limit : FCC_SpartC_15.209_03M_AV	**Margin : 6**
Probe : CB1_FCC_EFS_1-18G_H2 - VERTICAL	**Power : AC 120V/60Hz**
EUT : Full HD Ultra-Wide View Wi-Fi Camera	**Note : 802.11n20_5580MHz**

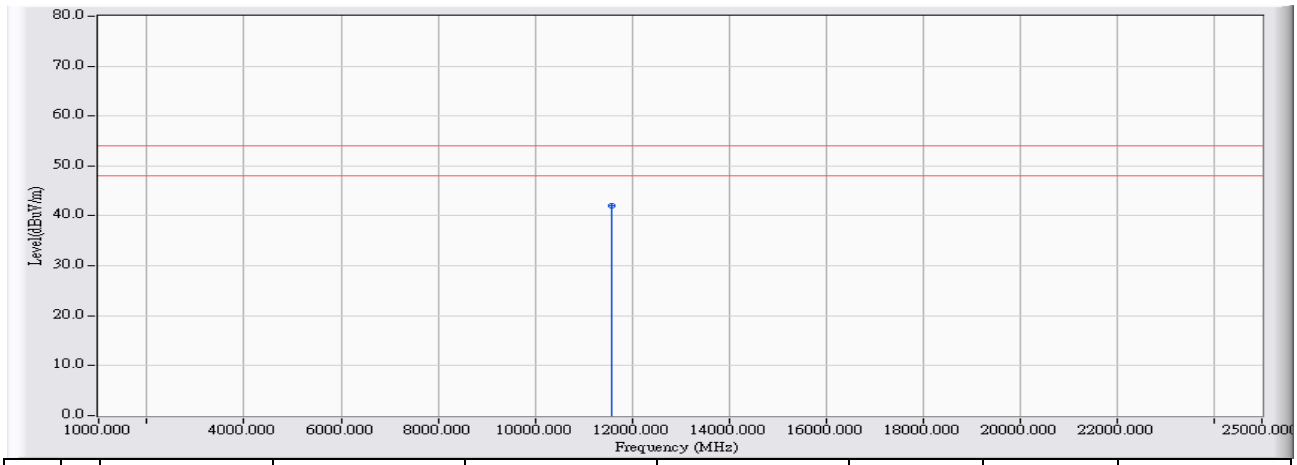

		Frequency (MHz)	Correct Factor (dB)	Reading Level (dBuV)	Measure Level (dBuV/m)	Margin (dB)	Limit (dBuV/m)	Detector Type
1	*	11598.000	8.518	33.470	41.988	-12.012	54.000	AVERAGE

Note:

1. All Readings below 1GHz are Quasi-Peak, above 1GHz are performed with peak and/or average measurements as necessary.
2. Peak measurements: RBW = 1MHz, VBW = 1MHz, Sweep: Auto.
3. Average measurements: RBW = 1MHz, VBW = 10 Hz, Sweep: Auto.
4. " * ", means this data is the worst emission level.
5. " # ", means the frequency is out of the restricted band.
6. Measurement Level = Reading Level + Correct Factor.
7. The average measurement was not performed when the peak measured data under the limit of average detection.

Site : CB1	**Time : 2015/07/16 - 21:33**
Limit : FCC_SpartC_15.209_03M_PK	**Margin : 6**
Probe : CB1_FCC_EFS_1-18G_H2 - HORIZONTAL	**Power : AC 120V/60Hz**
EUT : Full HD Ultra-Wide View Wi-Fi Camera	**Note : 802.11n20_5700MHz**

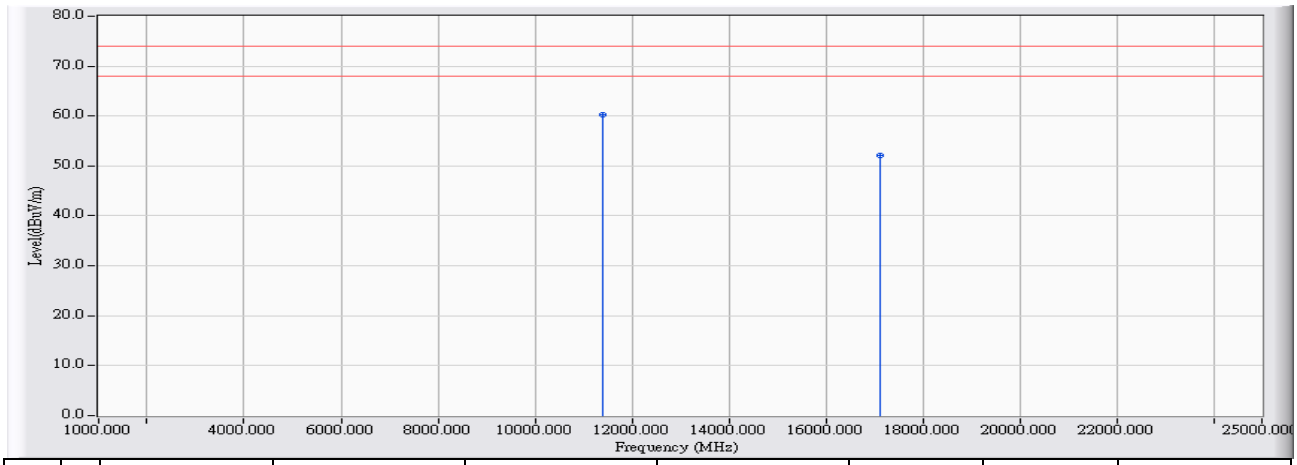

		Frequency (MHz)	Correct Factor (dB)	Reading Level (dBuV)	Measure Level (dBuV/m)	Margin (dB)	Limit (dBuV/m)	Detector Type
1	*	11400.900	8.866	51.480	60.346	-13.654	74.000	PEAK
2		17114.133	11.455	40.610	52.064	-21.936	74.000	PEAK

Note:

1. All Readings below 1GHz are Quasi-Peak, above 1GHz are performed with peak and/or average measurements as necessary.
2. Peak measurements: RBW = 1MHz, VBW = 1MHz, Sweep: Auto.
3. Average measurements: RBW = 1MHz, VBW = 10 Hz, Sweep: Auto.
4. " * ", means this data is the worst emission level.
5. " # ", means the frequency is out of the restricted band.
6. Measurement Level = Reading Level + Correct Factor.
7. The average measurement was not performed when the peak measured data under the limit of average detection.

Site : CB1	**Time : 2015/07/16 - 21:35**
Limit : FCC_SpartC_15.209_03M_AV	**Margin : 6**
Probe : CB1_FCC_EFS_1-18G_H2 - HORIZONTAL	**Power : AC 120V/60Hz**
EUT : Full HD Ultra-Wide View Wi-Fi Camera	**Note : 802.11n20_5700MHz**

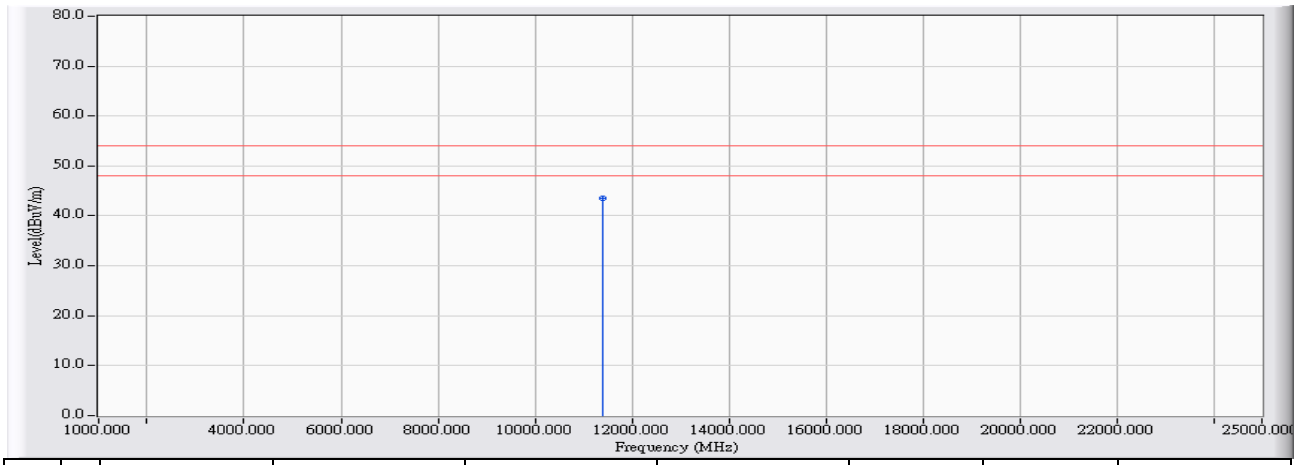

		Frequency (MHz)	Correct Factor (dB)	Reading Level (dBuV)	Measure Level (dBuV/m)	Margin (dB)	Limit (dBuV/m)	Detector Type
1	*	11400.300	8.867	34.650	43.517	-10.483	54.000	AVERAGE

Note:

1. All Readings below 1GHz are Quasi-Peak, above 1GHz are performed with peak and/or average measurements as necessary.
2. Peak measurements: RBW = 1MHz, VBW = 1MHz, Sweep: Auto.
3. Average measurements: RBW = 1MHz, VBW = 10 Hz, Sweep: Auto.
4. " * ", means this data is the worst emission level.
5. " # ", means the frequency is out of the restricted band.
6. Measurement Level = Reading Level + Correct Factor.
7. The average measurement was not performed when the peak measured data under the limit of average detection.

Site : CB1	**Time : 2015/07/16 - 21:40**
Limit : FCC_SpartC_15.209_03M_PK	**Margin : 6**
Probe : CB1_FCC_EFS_1-18G_H2 - VERTICAL	**Power : AC 120V/60Hz**
EUT : Full HD Ultra-Wide View Wi-Fi Camera	**Note : 802.11n20_5700MHz**

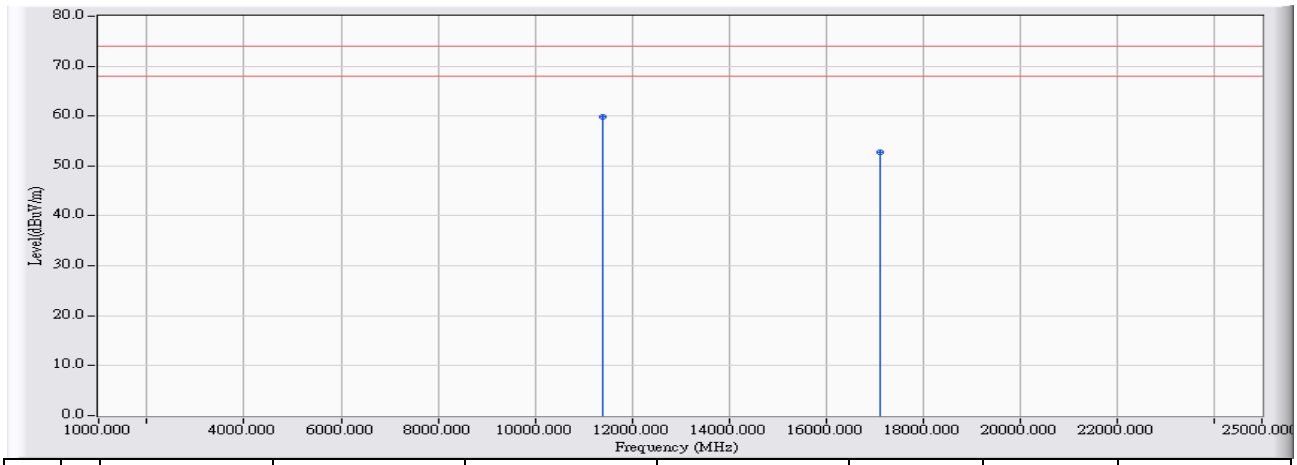

		Frequency (MHz)	Correct Factor (dB)	Reading Level (dBuV)	Measure Level (dBuV/m)	Margin (dB)	Limit (dBuV/m)	Detector Type
1	*	11400.860	8.825	50.960	59.785	-14.215	74.000	PEAK
2		17114.130	12.161	40.610	52.771	-21.229	74.000	PEAK

Note:

1. All Readings below 1GHz are Quasi-Peak, above 1GHz are performed with peak and/or average measurements as necessary.
2. Peak measurements: RBW = 1MHz, VBW = 1MHz, Sweep: Auto.
3. Average measurements: RBW = 1MHz, VBW = 10 Hz, Sweep: Auto.
4. " * ", means this data is the worst emission level.
5. " # ", means the frequency is out of the restricted band.
6. Measurement Level = Reading Level + Correct Factor.
7. The average measurement was not performed when the peak measured data under the limit of average detection.

Site : CB1	**Time : 2015/07/16 - 21:42**
Limit : FCC_SpartC_15.209_03M_AV	**Margin : 6**
Probe : CB1_FCC_EFS_1-18G_H2 - VERTICAL	**Power : AC 120V/60Hz**
EUT : Full HD Ultra-Wide View Wi-Fi Camera	**Note : 802.11n20_5700MHz**

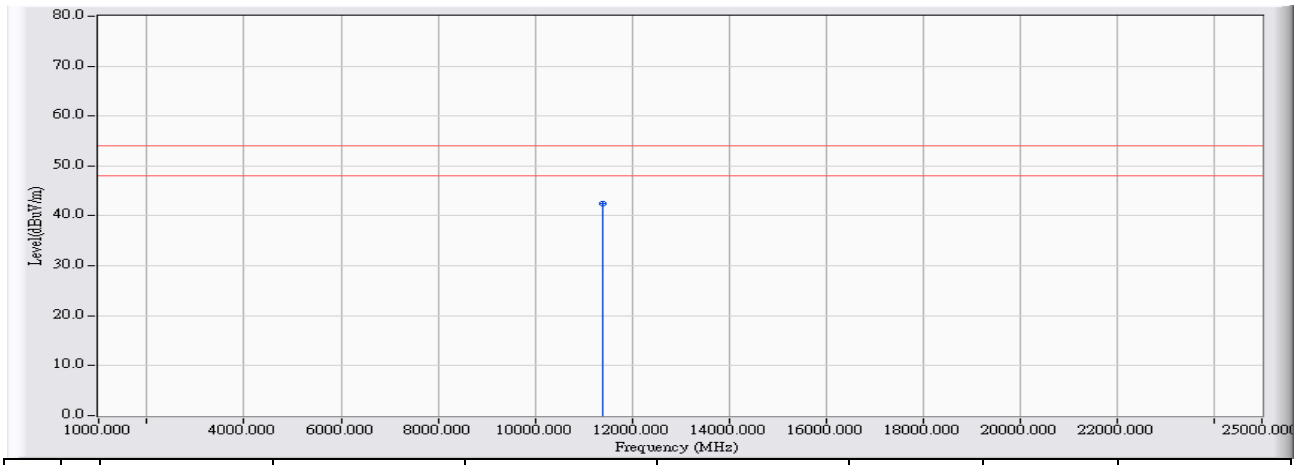

		Frequency (MHz)	Correct Factor (dB)	Reading Level (dBuV)	Measure Level (dBuV/m)	Margin (dB)	Limit (dBuV/m)	Detector Type
1	*	11400.280	8.825	33.560	42.386	-11.614	54.000	AVERAGE

Note:

1. All Readings below 1GHz are Quasi-Peak, above 1GHz are performed with peak and/or average measurements as necessary.
2. Peak measurements: RBW = 1MHz, VBW = 1MHz, Sweep: Auto.
3. Average measurements: RBW = 1MHz, VBW = 10 Hz, Sweep: Auto.
4. " * ", means this data is the worst emission level.
5. " # ", means the frequency is out of the restricted band.
6. Measurement Level = Reading Level + Correct Factor.
7. The average measurement was not performed when the peak measured data under the limit of average detection.

Site : CB1	**Time : 2015/07/16 - 21:46**
Limit : FCC_SpartC_15.209_03M_PK	**Margin : 6**
Probe : CB1_FCC_EFS_1-18G_H2 - HORIZONTAL	**Power : AC 120V/60Hz**
EUT : Full HD Ultra-Wide View Wi-Fi Camera	**Note : 802.11n40_5510MHz**

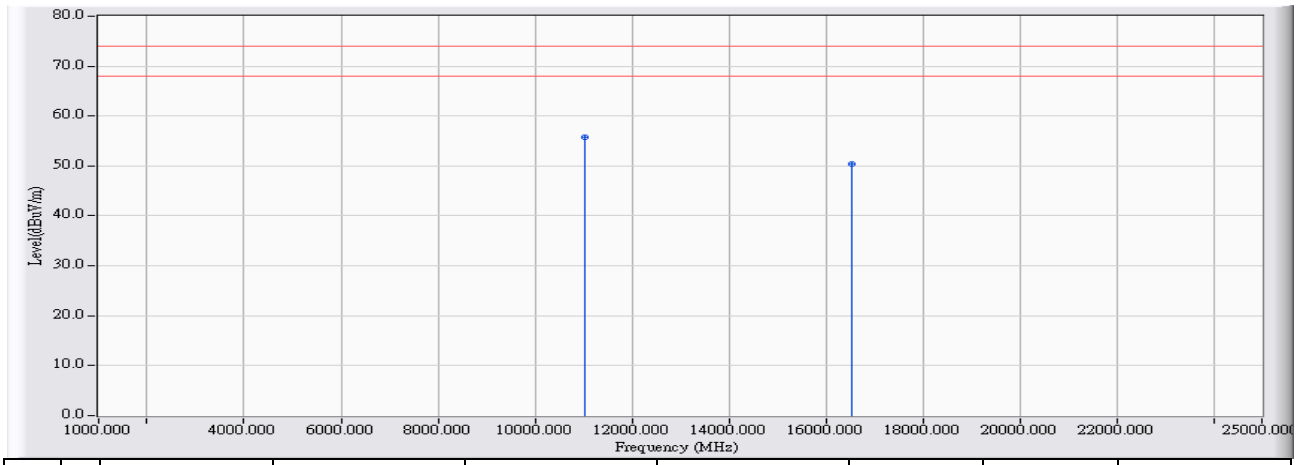

		Frequency (MHz)	Correct Factor (dB)	Reading Level (dBuV)	Measure Level (dBuV/m)	Margin (dB)	Limit (dBuV/m)	Detector Type
1	*	11018.380	9.384	46.450	55.835	-18.165	74.000	PEAK
2		16525.000	9.235	41.110	50.346	-23.654	74.000	PEAK

Note:

1. All Readings below 1GHz are Quasi-Peak, above 1GHz are performed with peak and/or average measurements as necessary.
2. Peak measurements: RBW = 1MHz, VBW = 1MHz, Sweep: Auto.
3. Average measurements: RBW = 1MHz, VBW = 10 Hz, Sweep: Auto.
4. " * ", means this data is the worst emission level.
5. " # ", means the frequency is out of the restricted band.
6. Measurement Level = Reading Level + Correct Factor.
7. The average measurement was not performed when the peak measured data under the limit of average detection.

Site : CB1	**Time : 2015/07/16 - 21:48**
Limit : FCC_SpartC_15.209_03M_AV	**Margin : 6**
Probe : CB1_FCC_EFS_1-18G_H2 - HORIZONTAL	**Power : AC 120V/60Hz**
EUT : Full HD Ultra-Wide View Wi-Fi Camera	**Note : 802.11n40_5510MHz**

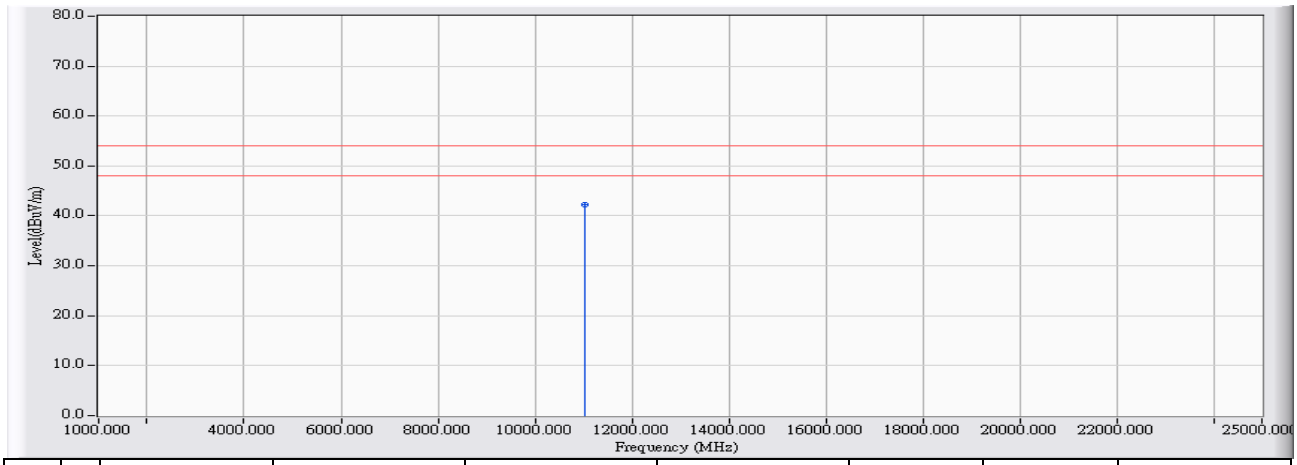

		Frequency (MHz)	Correct Factor (dB)	Reading Level (dBuV)	Measure Level (dBuV/m)	Margin (dB)	Limit (dBuV/m)	Detector Type
1	*	11020.060	9.383	32.780	42.162	-11.838	54.000	AVERAGE

Note:

1. All Readings below 1GHz are Quasi-Peak, above 1GHz are performed with peak and/or average measurements as necessary.
2. Peak measurements: RBW = 1MHz, VBW = 1MHz, Sweep: Auto.
3. Average measurements: RBW = 1MHz, VBW = 10 Hz, Sweep: Auto.
4. " * ", means this data is the worst emission level.
5. " # ", means the frequency is out of the restricted band.
6. Measurement Level = Reading Level + Correct Factor.
7. The average measurement was not performed when the peak measured data under the limit of average detection.

Site : CB1	**Time : 2015/07/16 - 21:52**
Limit : FCC_SpartC_15.209_03M_PK	**Margin : 6**
Probe : CB1_FCC_EFS_1-18G_H2 - VERTICAL	**Power : AC 120V/60Hz**
EUT : Full HD Ultra-Wide View Wi-Fi Camera	**Note : 802.11n40_5510MHz**

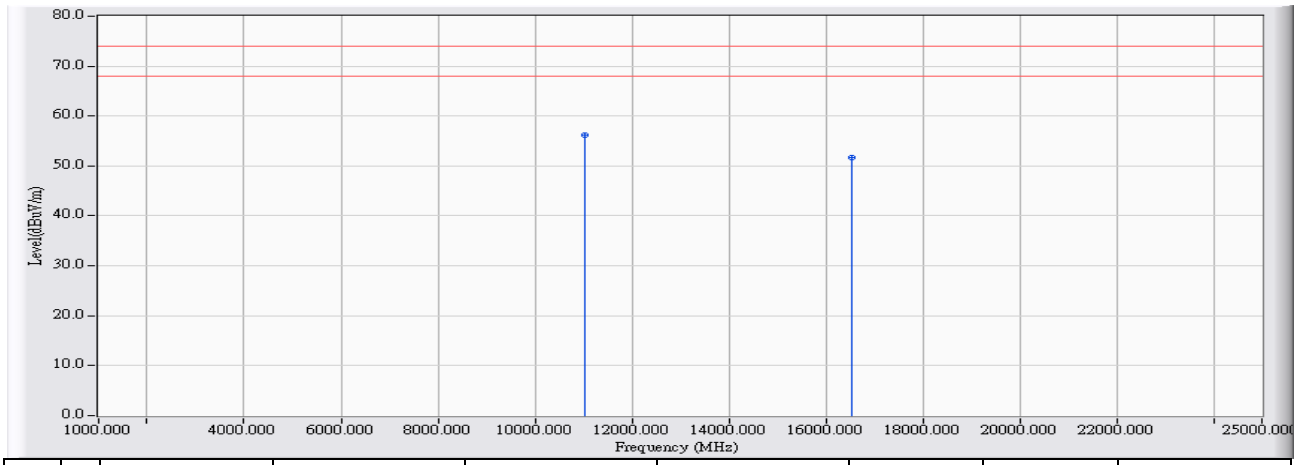

		Frequency (MHz)	Correct Factor (dB)	Reading Level (dBuV)	Measure Level (dBuV/m)	Margin (dB)	Limit (dBuV/m)	Detector Type
1	*	11020.070	9.169	47.130	56.299	-17.701	74.000	PEAK
2		16532.259	10.119	41.470	51.589	-22.411	74.000	PEAK

Note:

1. All Readings below 1GHz are Quasi-Peak, above 1GHz are performed with peak and/or average measurements as necessary.
2. Peak measurements: RBW = 1MHz, VBW = 1MHz, Sweep: Auto.
3. Average measurements: RBW = 1MHz, VBW = 10 Hz, Sweep: Auto.
4. " * ", means this data is the worst emission level.
5. " # ", means the frequency is out of the restricted band.
6. Measurement Level = Reading Level + Correct Factor.
7. The average measurement was not performed when the peak measured data under the limit of average detection.

Site : CB1	**Time : 2015/07/16 - 21:54**
Limit : FCC_SpartC_15.209_03M_AV	**Margin : 6**
Probe : CB1_FCC_EFS_1-18G_H2 - VERTICAL	**Power : AC 120V/60Hz**
EUT : Full HD Ultra-Wide View Wi-Fi Camera	**Note : 802.11n40_5510MHz**

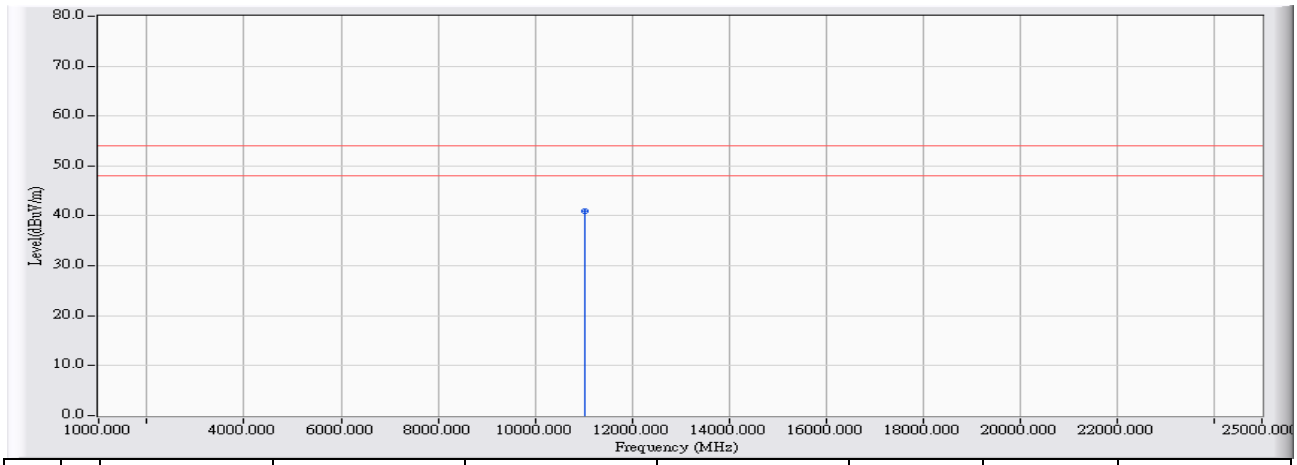

		Frequency (MHz)	Correct Factor (dB)	Reading Level (dBuV)	Measure Level (dBuV/m)	Margin (dB)	Limit (dBuV/m)	Detector Type
1	*	11019.860	9.170	31.830	40.999	-13.001	54.000	AVERAGE

Note:

1. All Readings below 1GHz are Quasi-Peak, above 1GHz are performed with peak and/or average measurements as necessary.
2. Peak measurements: RBW = 1MHz, VBW = 1MHz, Sweep: Auto.
3. Average measurements: RBW = 1MHz, VBW = 10 Hz, Sweep: Auto.
4. " * ", means this data is the worst emission level.
5. " # ", means the frequency is out of the restricted band.
6. Measurement Level = Reading Level + Correct Factor.
7. The average measurement was not performed when the peak measured data under the limit of average detection.

Site : CB1	**Time : 2015/07/16 - 22:00**
Limit : FCC_SpartC_15.209_03M_PK	**Margin : 6**
Probe : CB1_FCC_EFS_1-18G_H2 - HORIZONTAL	**Power : AC 120V/60Hz**
EUT : Full HD Ultra-Wide View Wi-Fi Camera	**Note : 802.11n40_5670MHz**

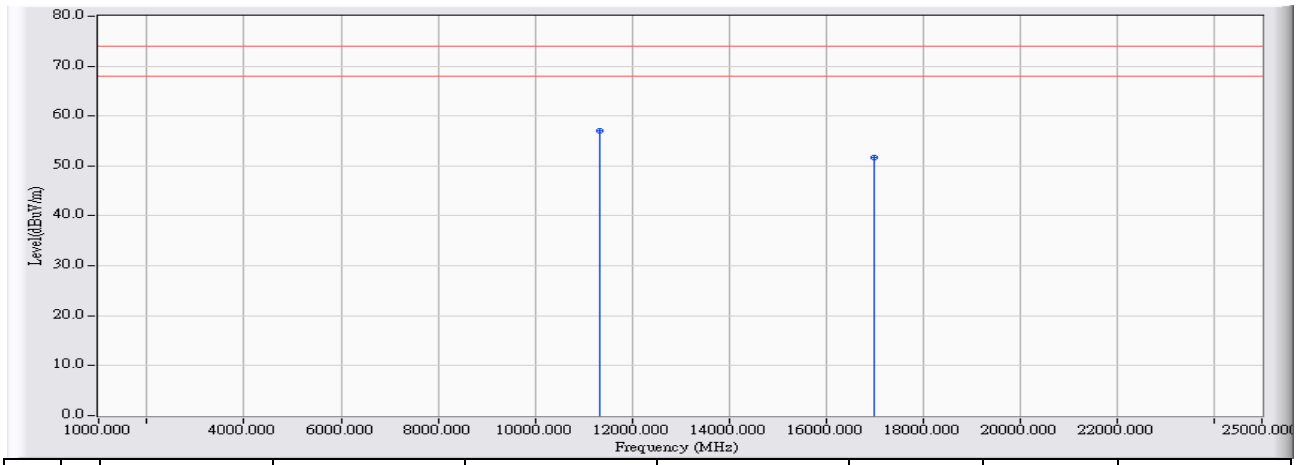

		Frequency (MHz)	Correct Factor (dB)	Reading Level (dBuV)	Measure Level (dBuV/m)	Margin (dB)	Limit (dBuV/m)	Detector Type
1	*	11340.580	8.959	48.130	57.089	-16.911	74.000	PEAK
2		16990.110	11.249	40.420	51.670	-22.330	74.000	PEAK

Note:

1. All Readings below 1GHz are Quasi-Peak, above 1GHz are performed with peak and/or average measurements as necessary.
2. Peak measurements: RBW = 1MHz, VBW = 1MHz, Sweep: Auto.
3. Average measurements: RBW = 1MHz, VBW = 10 Hz, Sweep: Auto.
4. " * ", means this data is the worst emission level.
5. " # ", means the frequency is out of the restricted band.
6. Measurement Level = Reading Level + Correct Factor.
7. The average measurement was not performed when the peak measured data under the limit of average detection.

Site : CB1	**Time : 2015/07/16 - 22:02**
Limit : FCC_SpartC_15.209_03M_AV	**Margin : 6**
Probe : CB1_FCC_EFS_1-18G_H2 - HORIZONTAL	**Power : AC 120V/60Hz**
EUT : Full HD Ultra-Wide View Wi-Fi Camera	**Note : 802.11n40_5670MHz**

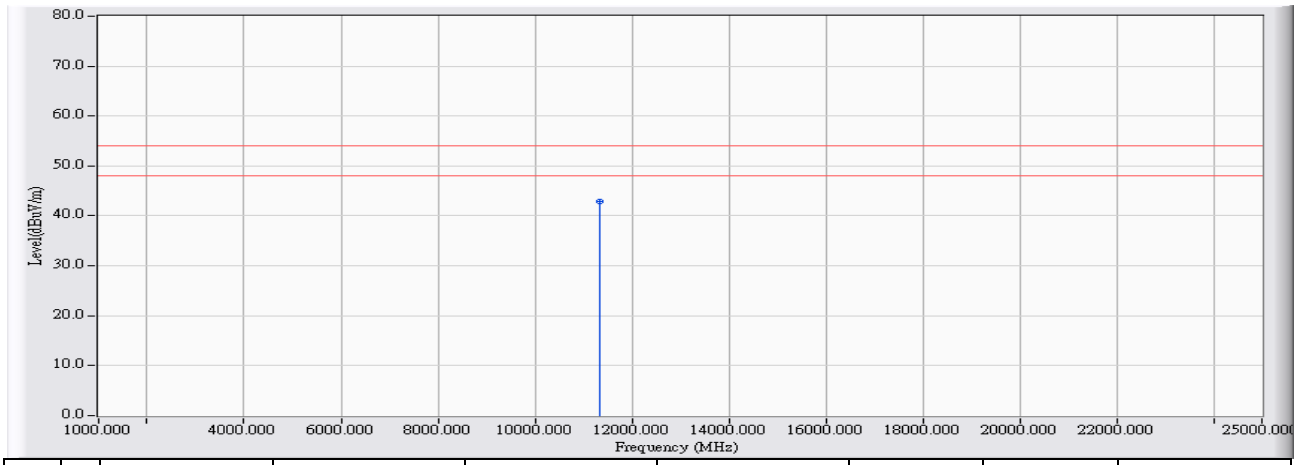

		Frequency (MHz)	Correct Factor (dB)	Reading Level (dBuV)	Measure Level (dBuV/m)	Margin (dB)	Limit (dBuV/m)	Detector Type
1	*	11340.000	8.960	33.900	42.860	-11.140	54.000	AVERAGE

Note:

1. All Readings below 1GHz are Quasi-Peak, above 1GHz are performed with peak and/or average measurements as necessary.
2. Peak measurements: RBW = 1MHz, VBW = 1MHz, Sweep: Auto.
3. Average measurements: RBW = 1MHz, VBW = 10 Hz, Sweep: Auto.
4. " * ", means this data is the worst emission level.
5. " # ", means the frequency is out of the restricted band.
6. Measurement Level = Reading Level + Correct Factor.
7. The average measurement was not performed when the peak measured data under the limit of average detection.

Site : CB1	**Time : 2015/07/16 - 22:06**
Limit : FCC_SpartC_15.209_03M_PK	**Margin : 6**
Probe : CB1_FCC_EFS_1-18G_H2 - VERTICAL	**Power : AC 120V/60Hz**
EUT : Full HD Ultra-Wide View Wi-Fi Camera	**Note : 802.11n40_5670MHz**

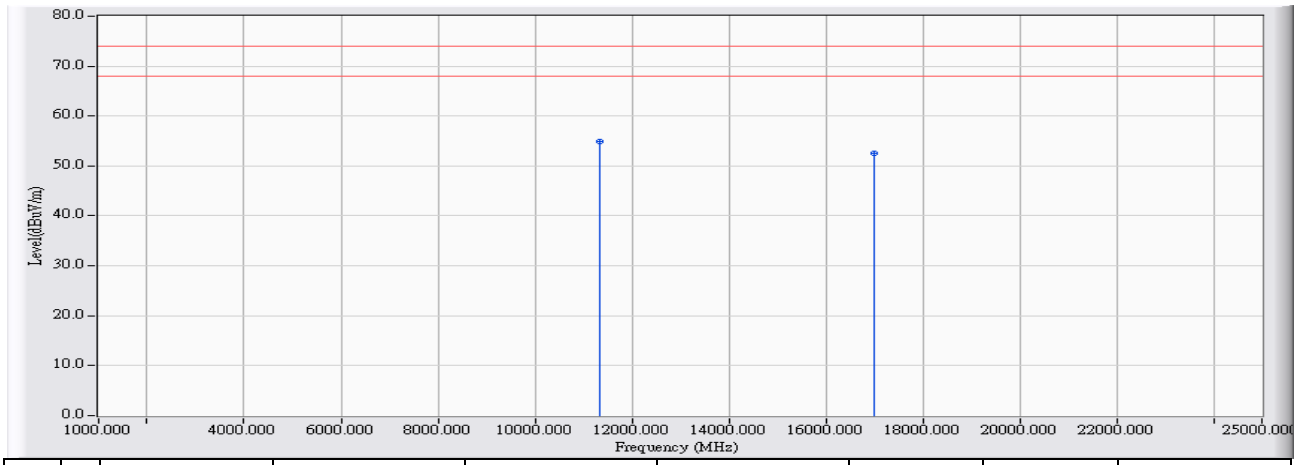

		Frequency (MHz)	Correct Factor (dB)	Reading Level (dBuV)	Measure Level (dBuV/m)	Margin (dB)	Limit (dBuV/m)	Detector Type
1	*	11345.497	8.886	45.950	54.835	-19.165	74.000	PEAK
2		17012.499	12.276	40.250	52.525	-21.475	74.000	PEAK

Note:

1. All Readings below 1GHz are Quasi-Peak, above 1GHz are performed with peak and/or average measurements as necessary.
2. Peak measurements: RBW = 1MHz, VBW = 1MHz, Sweep: Auto.
3. Average measurements: RBW = 1MHz, VBW = 10 Hz, Sweep: Auto.
4. " * ", means this data is the worst emission level.
5. " # ", means the frequency is out of the restricted band.
6. Measurement Level = Reading Level + Correct Factor.
7. The average measurement was not performed when the peak measured data under the limit of average detection.

Site : CB1	**Time : 2015/07/16 - 22:09**
Limit : FCC_SpartC_15.209_03M_AV	**Margin : 6**
Probe : CB1_FCC_EFS_1-18G_H2 - VERTICAL	**Power : AC 120V/60Hz**
EUT : Full HD Ultra-Wide View Wi-Fi Camera	**Note : 802.11n40_5670MHz**

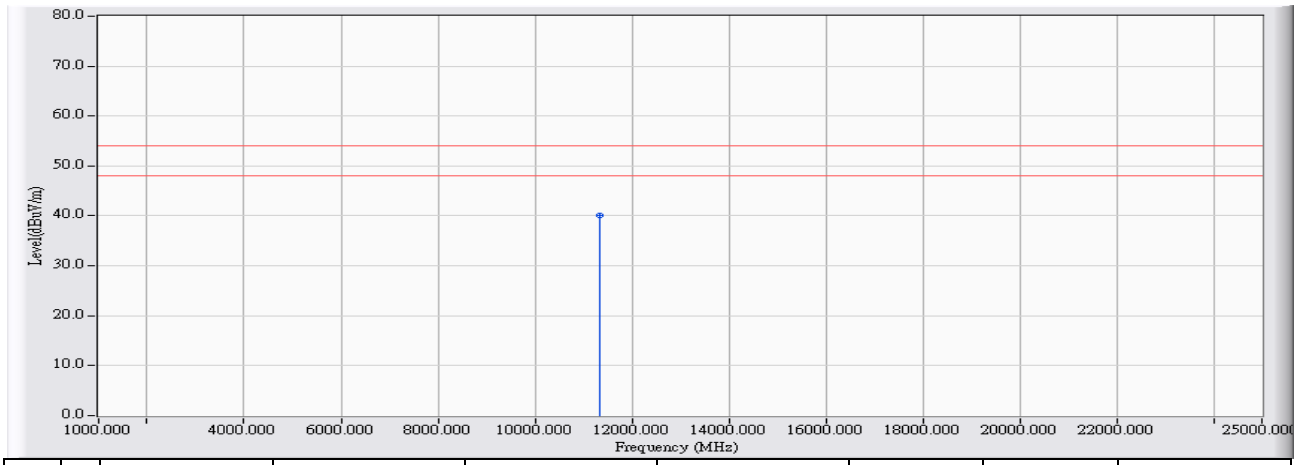

		Frequency (MHz)	Correct Factor (dB)	Reading Level (dBuV)	Measure Level (dBuV/m)	Margin (dB)	Limit (dBuV/m)	Detector Type
1	*	11339.980	8.892	31.230	40.121	-13.879	54.000	AVERAGE

Note:

1. All Readings below 1GHz are Quasi-Peak, above 1GHz are performed with peak and/or average measurements as necessary.
2. Peak measurements: RBW = 1MHz, VBW = 1MHz, Sweep: Auto.
3. Average measurements: RBW = 1MHz, VBW = 10 Hz, Sweep: Auto.
4. " * ", means this data is the worst emission level.
5. " # ", means the frequency is out of the restricted band.
6. Measurement Level = Reading Level + Correct Factor.
7. The average measurement was not performed when the peak measured data under the limit of average detection.

Site : CB1	**Time : 2015/07/16 - 22:13**
Limit : FCC_SpartC_15.209_03M_PK	**Margin : 6**
Probe : CB1_FCC_EFS_1-18G_H2 - HORIZONTAL	**Power : AC 120V/60Hz**
EUT : Full HD Ultra-Wide View Wi-Fi Camera	**Note : 802.11ac80_5530MHz**

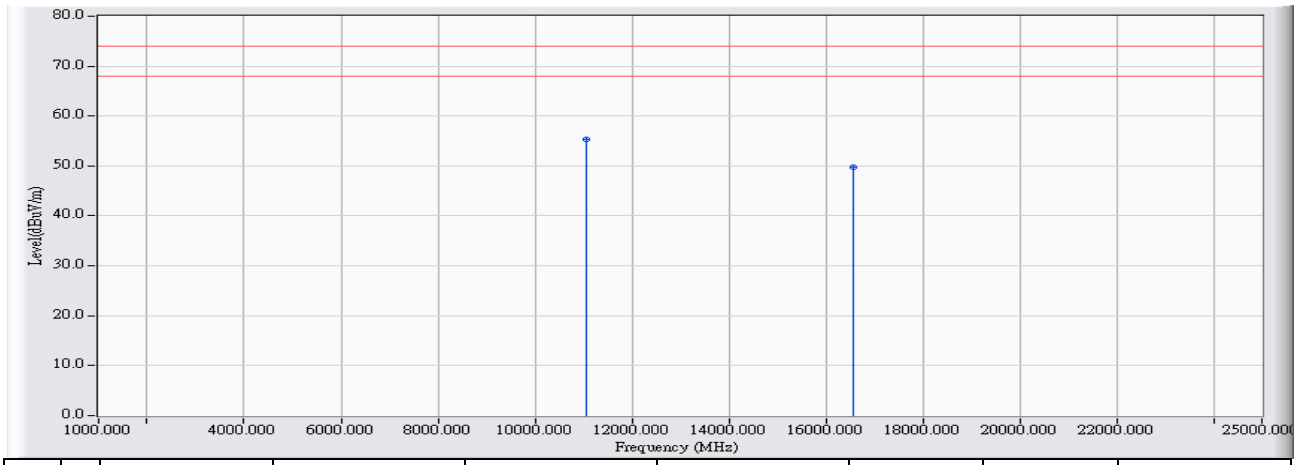

		Frequency (MHz)	Correct Factor (dB)	Reading Level (dBuV)	Measure Level (dBuV/m)	Margin (dB)	Limit (dBuV/m)	Detector Type
1	*	11059.920	9.326	46.000	55.325	-18.675	74.000	PEAK
2		16577.020	9.465	40.370	49.834	-24.166	74.000	PEAK

Note:

1. All Readings below 1GHz are Quasi-Peak, above 1GHz are performed with peak and/or average measurements as necessary.
2. Peak measurements: RBW = 1MHz, VBW = 1MHz, Sweep: Auto.
3. Average measurements: RBW = 1MHz, VBW = 10 Hz, Sweep: Auto.
4. " * ", means this data is the worst emission level.
5. " # ", means the frequency is out of the restricted band.
6. Measurement Level = Reading Level + Correct Factor.
7. The average measurement was not performed when the peak measured data under the limit of average detection.

Site : CB1	**Time : 2015/07/16 - 22:17**
Limit : FCC_SpartC_15.209_03M_AV	**Margin : 6**
Probe : CB1_FCC_EFS_1-18G_H2 - HORIZONTAL	**Power : AC 120V/60Hz**
EUT : Full HD Ultra-Wide View Wi-Fi Camera	**Note : 802.11ac80_5530MHz**

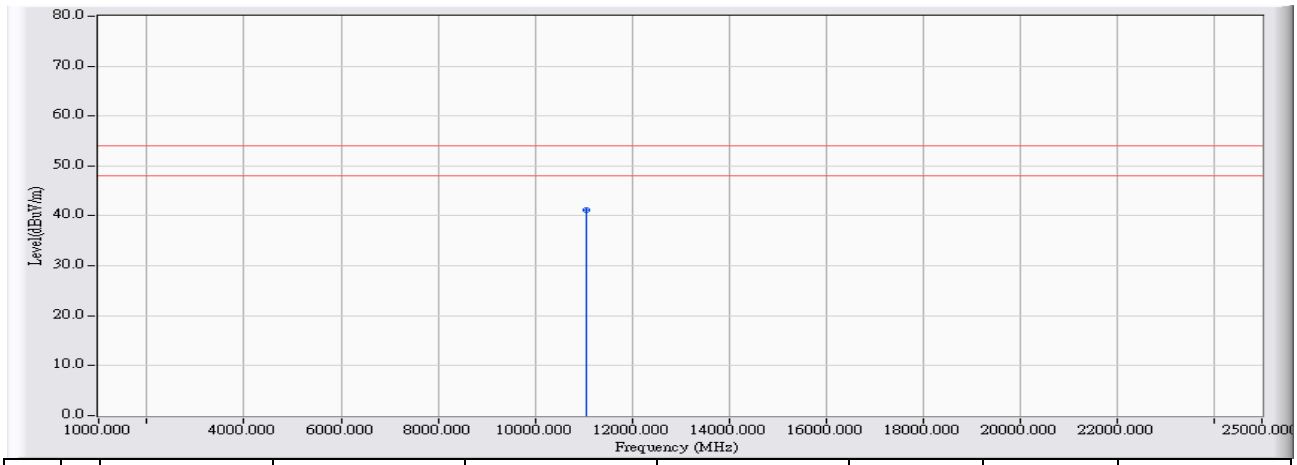

		Frequency (MHz)	Correct Factor (dB)	Reading Level (dBuV)	Measure Level (dBuV/m)	Margin (dB)	Limit (dBuV/m)	Detector Type
1	*	11059.940	9.326	31.810	41.135	-12.865	54.000	AVERAGE

Note:

1. All Readings below 1GHz are Quasi-Peak, above 1GHz are performed with peak and/or average measurements as necessary.
2. Peak measurements: RBW = 1MHz, VBW = 1MHz, Sweep: Auto.
3. Average measurements: RBW = 1MHz, VBW = 10 Hz, Sweep: Auto.
4. " * ", means this data is the worst emission level.
5. " # ", means the frequency is out of the restricted band.
6. Measurement Level = Reading Level + Correct Factor.
7. The average measurement was not performed when the peak measured data under the limit of average detection.

Site : CB1	**Time : 2015/07/16 - 22:23**
Limit : FCC_SpartC_15.209_03M_PK	**Margin : 6**
Probe : CB1_FCC_EFS_1-18G_H2 - VERTICAL	**Power : AC 120V/60Hz**
EUT : Full HD Ultra-Wide View Wi-Fi Camera	**Note : 802.11ac80_5530MHz**

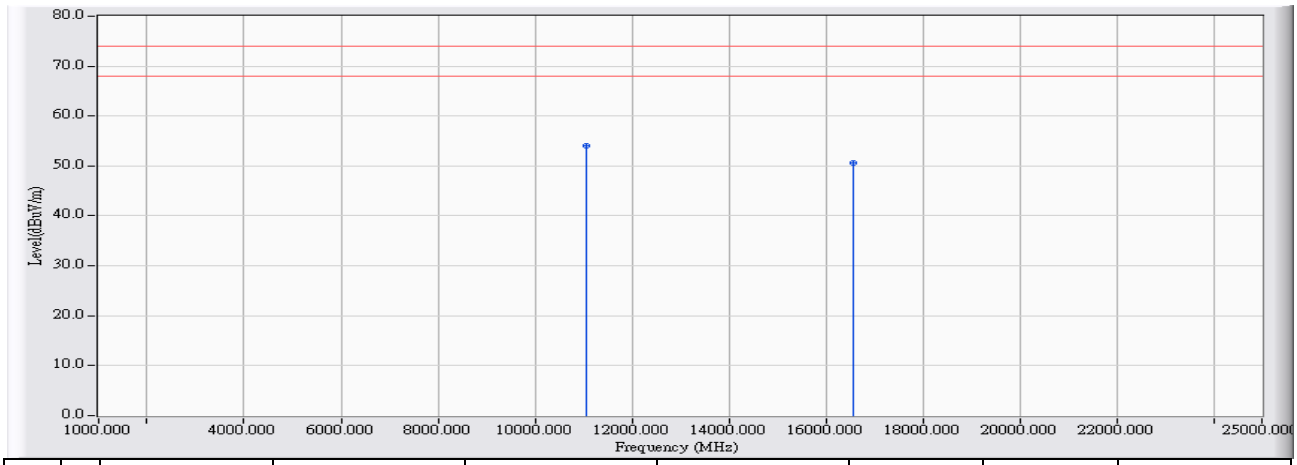

		Frequency (MHz)	Correct Factor (dB)	Reading Level (dBuV)	Measure Level (dBuV/m)	Margin (dB)	Limit (dBuV/m)	Detector Type
1	*	11065.987	9.124	44.920	54.044	-19.956	74.000	PEAK
2		16581.000	10.370	40.280	50.650	-23.350	74.000	PEAK

Note:

1. All Readings below 1GHz are Quasi-Peak, above 1GHz are performed with peak and/or average measurements as necessary.
2. Peak measurements: RBW = 1MHz, VBW = 1MHz, Sweep: Auto.
3. Average measurements: RBW = 1MHz, VBW = 10 Hz, Sweep: Auto.
4. " * ", means this data is the worst emission level.
5. " # ", means the frequency is out of the restricted band.
6. Measurement Level = Reading Level + Correct Factor.
7. The average measurement was not performed when the peak measured data under the limit of average detection.

Site : CB1	**Time : 2015/07/16 - 22:27**
Limit : FCC_SpartC_15.209_03M_AV	**Margin : 6**
Probe : CB1_FCC_EFS_1-18G_H2 - VERTICAL	**Power : AC 120V/60Hz**
EUT : Full HD Ultra-Wide View Wi-Fi Camera	**Note : 802.11ac80_5530MHz**

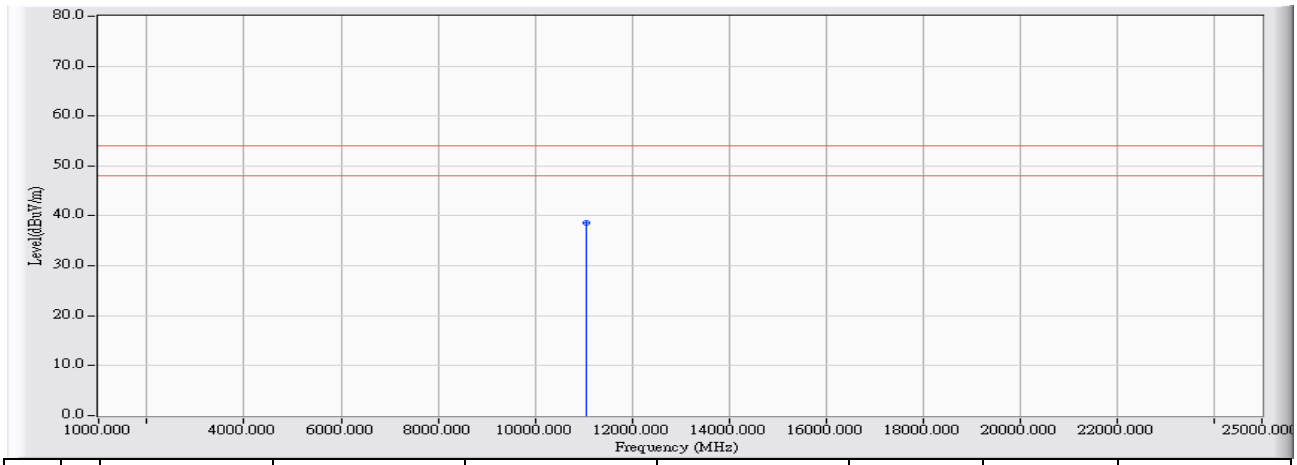

		Frequency (MHz)	Correct Factor (dB)	Reading Level (dBuV)	Measure Level (dBuV/m)	Margin (dB)	Limit (dBuV/m)	Detector Type
1	*	11059.890	9.130	29.410	38.540	-15.460	54.000	AVERAGE

Note:

1. All Readings below 1GHz are Quasi-Peak, above 1GHz are performed with peak and/or average measurements as necessary.
2. Peak measurements: RBW = 1MHz, VBW = 1MHz, Sweep: Auto.
3. Average measurements: RBW = 1MHz, VBW = 10 Hz, Sweep: Auto.
4. " * ", means this data is the worst emission level.
5. " # ", means the frequency is out of the restricted band.
6. Measurement Level = Reading Level + Correct Factor.
7. The average measurement was not performed when the peak measured data under the limit of average detection.

Site : CB1	**Time : 2015/07/23 - 20:53**
Limit : FCC_SpartC_15.209_03M_PK	**Margin : 6**
Probe : CB1_FCC_EFS_1-18G_H2 - HORIZONTAL	**Power : AC 120V/60Hz**
EUT : Full HD Ultra-Wide View Wi-Fi Camera	**Note : 802.11ac80_5610MHz**

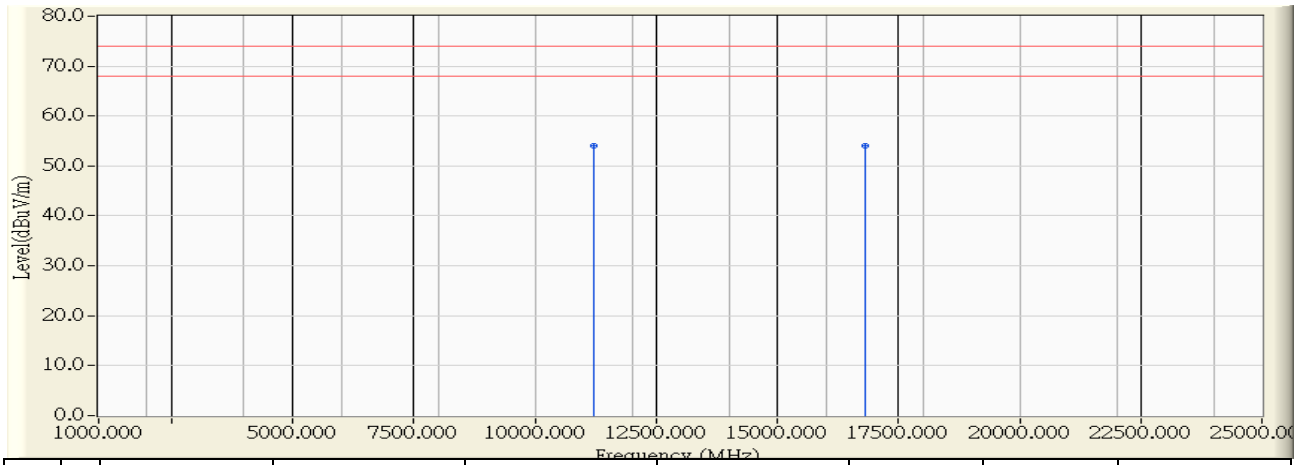

		Frequency (MHz)	Correct Factor (dB)	Reading Level (dBuV)	Measure Level (dBuV/m)	Margin (dB)	Limit (dBuV/m)	Detector Type
1	*	11220.021	11.229	42.830	54.058	-19.942	74.000	PEAK
2		16822.068	12.536	41.420	53.956	-20.044	74.000	PEAK

Note:

1. All Readings below 1GHz are Quasi-Peak, above 1GHz are performed with peak and/or average measurements as necessary.
2. Peak measurements: RBW = 1MHz, VBW = 1MHz, Sweep: Auto.
3. Average measurements: RBW = 1MHz, VBW = 10 Hz, Sweep: Auto.
4. " * ", means this data is the worst emission level.
5. " # ", means the frequency is out of the restricted band.
6. Measurement Level = Reading Level + Correct Factor.
7. The average measurement was not performed when the peak measured data under the limit of average detection.

Site : CB1	**Time : 2015/07/23 - 20:53**
Limit : FCC_SpartC_15.209_03M_AV	**Margin : 6**
Probe : CB1_FCC_EFS_1-18G_H2 - HORIZONTAL	**Power : AC 120V/60Hz**
EUT : Full HD Ultra-Wide View Wi-Fi Camera	**Note : 802.11ac80_5610MHz**

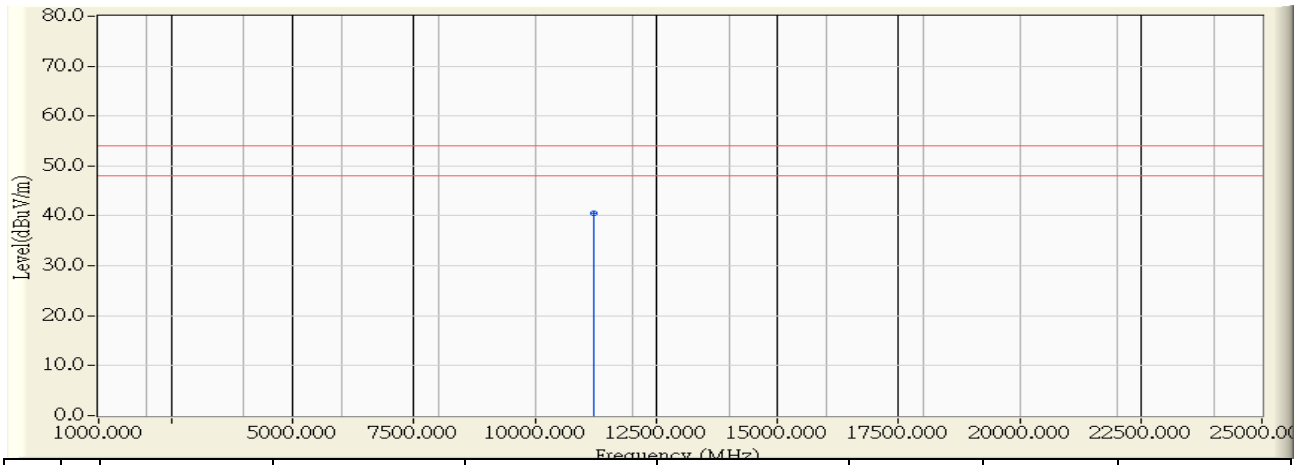

		Frequency (MHz)	Correct Factor (dB)	Reading Level (dBuV)	Measure Level (dBuV/m)	Margin (dB)	Limit (dBuV/m)	Detector Type
1	*	11220.040	11.229	29.290	40.518	-13.482	54.000	AVERAGE

Note:

1. All Readings below 1GHz are Quasi-Peak, above 1GHz are performed with peak and/or average measurements as necessary.
2. Peak measurements: RBW = 1MHz, VBW = 1MHz, Sweep: Auto.
3. Average measurements: RBW = 1MHz, VBW = 10 Hz, Sweep: Auto.
4. " * ", means this data is the worst emission level.
5. " # ", means the frequency is out of the restricted band.
6. Measurement Level = Reading Level + Correct Factor.
7. The average measurement was not performed when the peak measured data under the limit of average detection.

Site : CB1	**Time : 2015/07/23 - 21:16**
Limit : FCC_SpartC_15.209_03M_PK	**Margin : 6**
Probe : CB1_FCC_EFS_1-18G_H2 - VERTICAL	**Power : AC 120V/60Hz**
EUT : Full HD Ultra-Wide View Wi-Fi Camera	**Note : 802.11ac80_5610MHz**

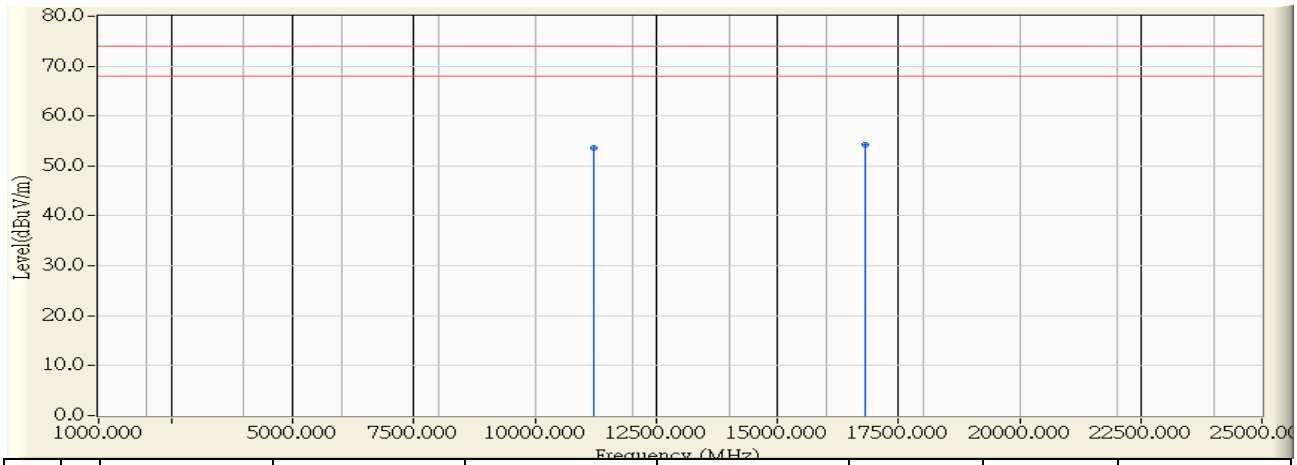

		Frequency (MHz)	Correct Factor (dB)	Reading Level (dBuV)	Measure Level (dBuV/m)	Margin (dB)	Limit (dBuV/m)	Detector Type
1	*	11216.224	11.114	42.520	53.634	-20.366	74.000	PEAK
2		16828.183	12.559	41.710	54.269	-19.731	74.000	PEAK

Note:

1. All Readings below 1GHz are Quasi-Peak, above 1GHz are performed with peak and/or average measurements as necessary.
2. Peak measurements: RBW = 1MHz, VBW = 1MHz, Sweep: Auto.
3. Average measurements: RBW = 1MHz, VBW = 10 Hz, Sweep: Auto.
4. " * ", means this data is the worst emission level.
5. " # ", means the frequency is out of the restricted band.
6. Measurement Level = Reading Level + Correct Factor.
7. The average measurement was not performed when the peak measured data under the limit of average detection.

Site : CB1	**Time : 2015/07/23 - 21:16**
Limit : FCC_SpartC_15.209_03M_AV	**Margin : 6**
Probe : CB1_FCC_EFS_1-18G_H2 - VERTICAL	**Power : AC 120V/60Hz**
EUT : Full HD Ultra-Wide View Wi-Fi Camera	**Note : 802.11ac80_5610MHz**

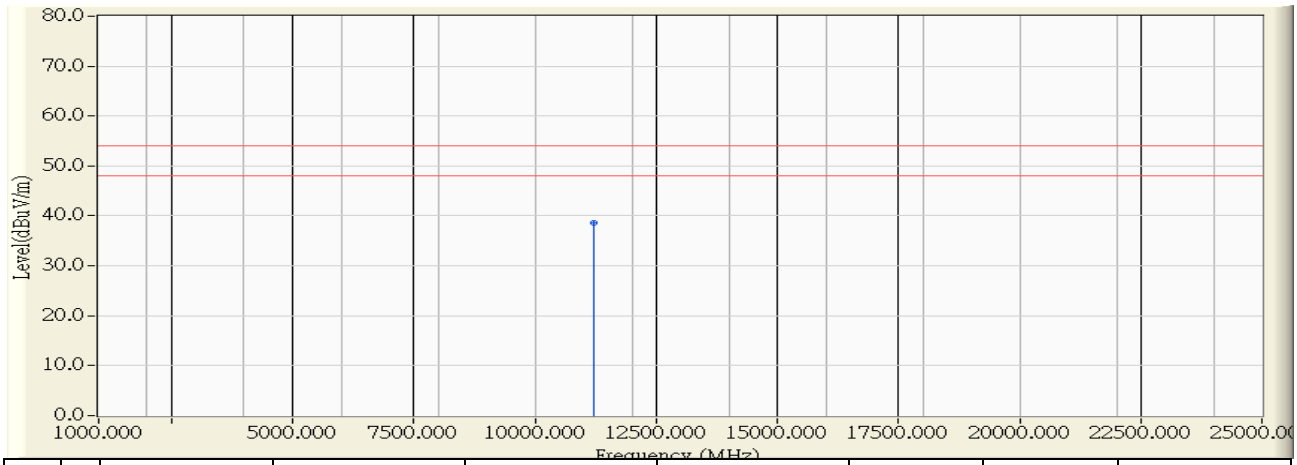

		Frequency (MHz)	Correct Factor (dB)	Reading Level (dBuV)	Measure Level (dBuV/m)	Margin (dB)	Limit (dBuV/m)	Detector Type
1	*	11220.080	11.110	27.400	38.510	-15.490	54.000	AVERAGE

Note:

1. All Readings below 1GHz are Quasi-Peak, above 1GHz are performed with peak and/or average measurements as necessary.
2. Peak measurements: RBW = 1MHz, VBW = 1MHz, Sweep: Auto.
3. Average measurements: RBW = 1MHz, VBW = 10 Hz, Sweep: Auto.
4. " * ", means this data is the worst emission level.
5. " # ", means the frequency is out of the restricted band.
6. Measurement Level = Reading Level + Correct Factor.
7. The average measurement was not performed when the peak measured data under the limit of average detection.

Site : CB1	**Time : 2015/07/17 - 22:33**
Limit : FCC_SpartC_15.209_03M_PK	**Margin : 6**
Probe : CB1_FCC_EFS_1-18G_H2 - HORIZONTAL	**Power : AC 120V/60Hz**
EUT : Full HD Ultra-Wide View Wi-Fi Camera	**Note : 802.11a_5745MHz**

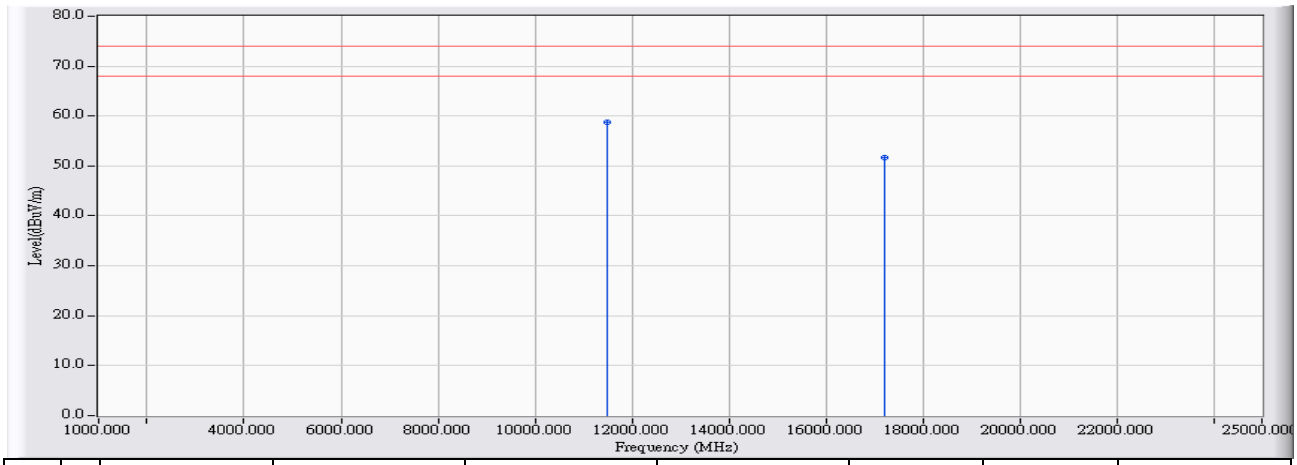

		Frequency (MHz)	Correct Factor (dB)	Reading Level (dBuV)	Measure Level (dBuV/m)	Margin (dB)	Limit (dBuV/m)	Detector Type
1	*	11490.068	8.712	50.000	58.712	-15.288	74.000	PEAK
2		17218.300	11.593	40.050	51.643	-22.357	74.000	PEAK

Note:

1. All Readings below 1GHz are Quasi-Peak, above 1GHz are performed with peak and/or average measurements as necessary.
2. Peak measurements: RBW = 1MHz, VBW = 1MHz, Sweep: Auto.
3. Average measurements: RBW = 1MHz, VBW = 10 Hz, Sweep: Auto.
4. " * ", means this data is the worst emission level.
5. " # ", means the frequency is out of the restricted band.
6. Measurement Level = Reading Level + Correct Factor.
7. The average measurement was not performed when the peak measured data under the limit of average detection.

Site : CB1	**Time : 2015/07/17 - 22:35**
Limit : FCC_SpartC_15.209_03M_AV	**Margin : 6**
Probe : CB1_FCC_EFS_1-18G_H2 - HORIZONTAL	**Power : AC 120V/60Hz**
EUT : Full HD Ultra-Wide View Wi-Fi Camera	**Note : 802.11a_5745MHz**

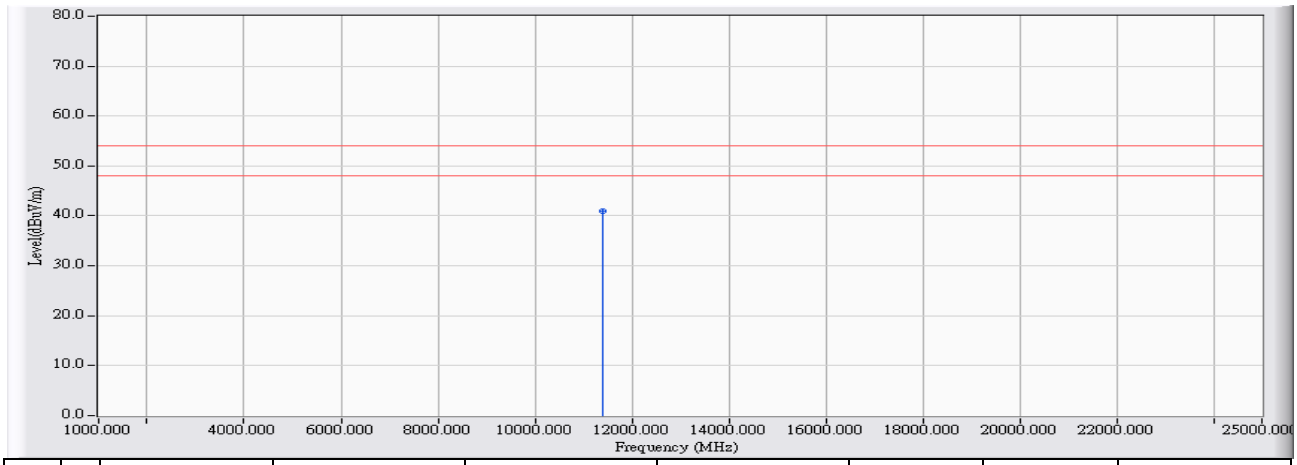

		Frequency (MHz)	Correct Factor (dB)	Reading Level (dBuV)	Measure Level (dBuV/m)	Margin (dB)	Limit (dBuV/m)	Detector Type
1	*	11400.340	47.398	32.010	40.877	-13.123	54.000	AVERAGE

Note:

1. All Readings below 1GHz are Quasi-Peak, above 1GHz are performed with peak and/or average measurements as necessary.
2. Peak measurements: RBW = 1MHz, VBW = 1MHz, Sweep: Auto.
3. Average measurements: RBW = 1MHz, VBW = 10 Hz, Sweep: Auto.
4. " * ", means this data is the worst emission level.
5. " # ", means the frequency is out of the restricted band.
6. Measurement Level = Reading Level + Correct Factor.
7. The average measurement was not performed when the peak measured data under the limit of average detection.

Site : CB1	**Time : 2015/07/16 - 22:39**
Limit : FCC_SpartC_15.209_03M_PK	**Margin : 6**
Probe : CB1_FCC_EFS_1-18G_H2 - VERTICAL	**Power : AC 120V/60Hz**
EUT : Full HD Ultra-Wide View Wi-Fi Camera	**Note : 802.11a_5745MHz**

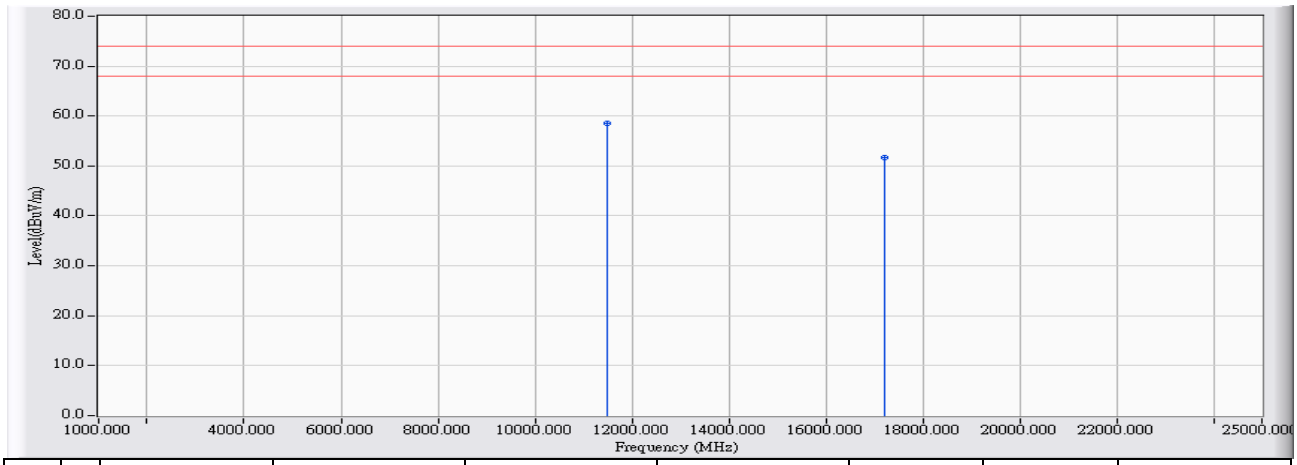

		Frequency (MHz)	Correct Factor (dB)	Reading Level (dBuV)	Measure Level (dBuV/m)	Margin (dB)	Limit (dBuV/m)	Detector Type
1	*	11489.200	8.712	49.870	58.582	-15.418	74.000	PEAK
2		17227.000	12.020	39.700	51.720	-22.280	74.000	PEAK

Note:

1. All Readings below 1GHz are Quasi-Peak, above 1GHz are performed with peak and/or average measurements as necessary.
2. Peak measurements: RBW = 1MHz, VBW = 1MHz, Sweep: Auto.
3. Average measurements: RBW = 1MHz, VBW = 10 Hz, Sweep: Auto.
4. " * ", means this data is the worst emission level.
5. " # ", means the frequency is out of the restricted band.
6. Measurement Level = Reading Level + Correct Factor.
7. The average measurement was not performed when the peak measured data under the limit of average detection.

Site : CB1	**Time : 2015/07/16 - 22:41**
Limit : FCC_SpartC_15.209_03M_AV	**Margin : 6**
Probe : CB1_FCC_EFS_1-18G_H2 - VERTICAL	**Power : AC 120V/60Hz**
EUT : Full HD Ultra-Wide View Wi-Fi Camera	**Note : 802.11a_5745MHz**

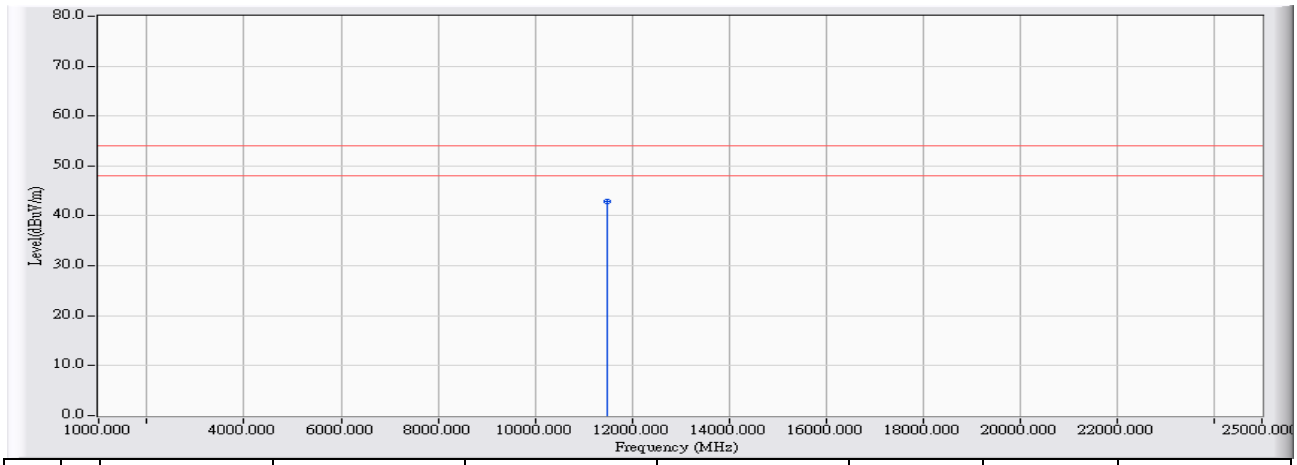

		Frequency (MHz)	Correct Factor (dB)	Reading Level (dBuV)	Measure Level (dBuV/m)	Margin (dB)	Limit (dBuV/m)	Detector Type
1	*	11490.000	8.711	34.290	43.001	-10.999	54.000	AVERAGE

Note:

1. All Readings below 1GHz are Quasi-Peak, above 1GHz are performed with peak and/or average measurements as necessary.
2. Peak measurements: RBW = 1MHz, VBW = 1MHz, Sweep: Auto.
3. Average measurements: RBW = 1MHz, VBW = 10 Hz, Sweep: Auto.
4. " * ", means this data is the worst emission level.
5. " # ", means the frequency is out of the restricted band.
6. Measurement Level = Reading Level + Correct Factor.
7. The average measurement was not performed when the peak measured data under the limit of average detection.

Site : CB1	**Time : 2015/07/16 - 22:44**
Limit : FCC_SpartC_15.209_03M_PK	**Margin : 6**
Probe : CB1_FCC_EFS_1-18G_H2 - HORIZONTAL	**Power : AC 120V/60Hz**
EUT : Full HD Ultra-Wide View Wi-Fi Camera	**Note : 802.11a_5785MHz**

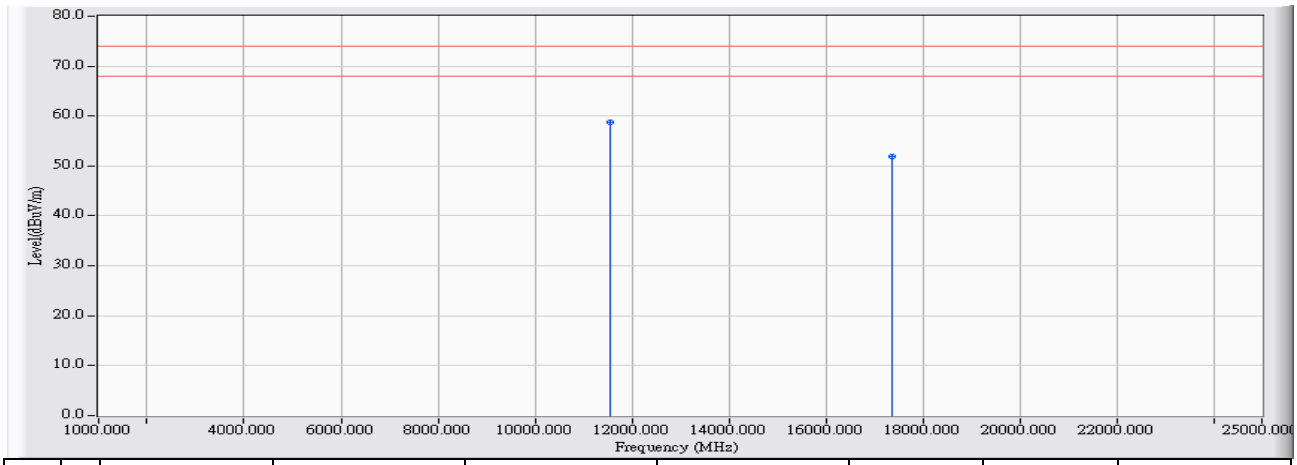

		Frequency (MHz)	Correct Factor (dB)	Reading Level (dBuV)	Measure Level (dBuV/m)	Margin (dB)	Limit (dBuV/m)	Detector Type
1	*	11566.560	8.542	50.200	58.741	-15.259	74.000	PEAK
2		17368.653	11.781	40.070	51.851	-22.149	74.000	PEAK

Note:

1. All Readings below 1GHz are Quasi-Peak, above 1GHz are performed with peak and/or average measurements as necessary.
2. Peak measurements: RBW = 1MHz, VBW = 1MHz, Sweep: Auto.
3. Average measurements: RBW = 1MHz, VBW = 10 Hz, Sweep: Auto.
4. " * ", means this data is the worst emission level.
5. " # ", means the frequency is out of the restricted band.
6. Measurement Level = Reading Level + Correct Factor.
7. The average measurement was not performed when the peak measured data under the limit of average detection.

Site : CB1	**Time : 2015/07/16 - 22:45**
Limit : FCC_SpartC_15.209_03M_AV	**Margin : 6**
Probe : CB1_FCC_EFS_1-18G_H2 - HORIZONTAL	**Power : AC 120V/60Hz**
EUT : Full HD Ultra-Wide View Wi-Fi Camera	**Note : 802.11a_5785MHz**

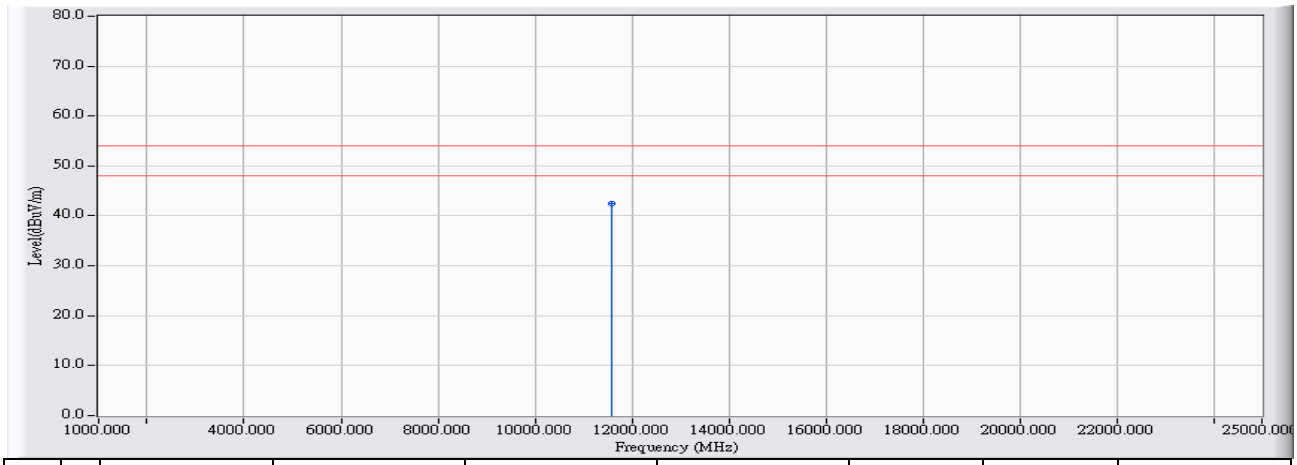

		Frequency (MHz)	Correct Factor (dB)	Reading Level (dBuV)	Measure Level (dBuV/m)	Margin (dB)	Limit (dBuV/m)	Detector Type
1	*	11569.920	8.534	34.030	42.564	-11.436	54.000	AVERAGE

Note:

1. All Readings below 1GHz are Quasi-Peak, above 1GHz are performed with peak and/or average measurements as necessary.
2. Peak measurements: RBW = 1MHz, VBW = 1MHz, Sweep: Auto.
3. Average measurements: RBW = 1MHz, VBW = 10 Hz, Sweep: Auto.
4. " * ", means this data is the worst emission level.
5. " # ", means the frequency is out of the restricted band.
6. Measurement Level = Reading Level + Correct Factor.
7. The average measurement was not performed when the peak measured data under the limit of average detection.

Site : CB1	**Time : 2015/07/16 - 22:49**
Limit : FCC_SpartC_15.209_03M_PK	**Margin : 6**
Probe : CB1_FCC_EFS_1-18G_H2 - VERTICAL	**Power : AC 120V/60Hz**
EUT : Full HD Ultra-Wide View Wi-Fi Camera	**Note : 802.11a_5785MHz**

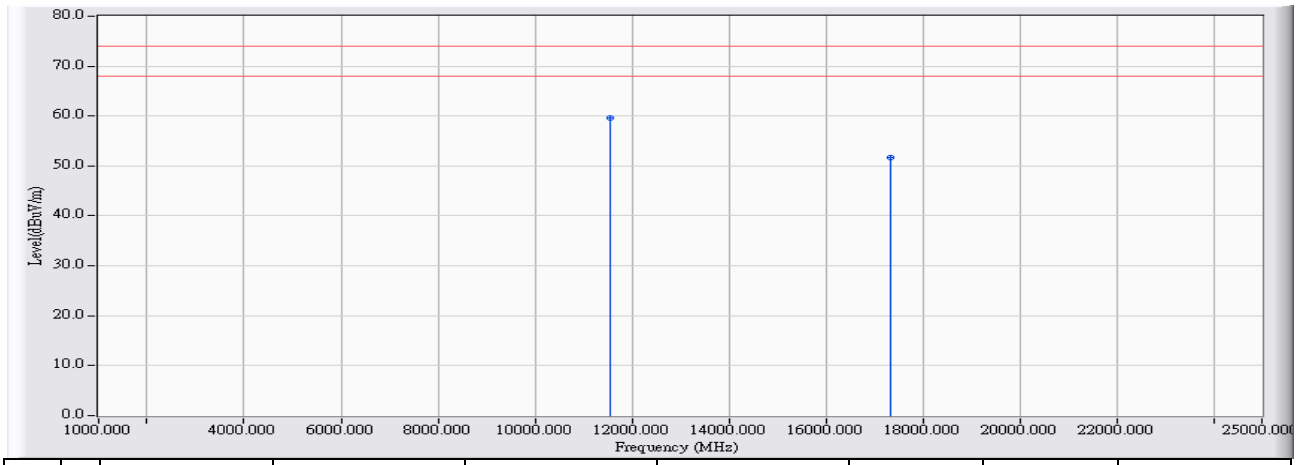

		Frequency (MHz)	Correct Factor (dB)	Reading Level (dBuV)	Measure Level (dBuV/m)	Margin (dB)	Limit (dBuV/m)	Detector Type
1	*	11567.400	8.574	51.050	59.624	-14.376	74.000	PEAK
2		17343.466	11.867	39.830	51.696	-22.304	74.000	PEAK

Note:

1. All Readings below 1GHz are Quasi-Peak, above 1GHz are performed with peak and/or average measurements as necessary.
2. Peak measurements: RBW = 1MHz, VBW = 1MHz, Sweep: Auto.
3. Average measurements: RBW = 1MHz, VBW = 10 Hz, Sweep: Auto.
4. " * ", means this data is the worst emission level.
5. " # ", means the frequency is out of the restricted band.
6. Measurement Level = Reading Level + Correct Factor.
7. The average measurement was not performed when the peak measured data under the limit of average detection.

Site : CB1	**Time : 2015/07/16 - 22:50**
Limit : FCC_SpartC_15.209_03M_AV	**Margin : 6**
Probe : CB1_FCC_EFS_1-18G_H2 - VERTICAL	**Power : AC 120V/60Hz**
EUT : Full HD Ultra-Wide View Wi-Fi Camera	**Note : 802.11a_5785MHz**

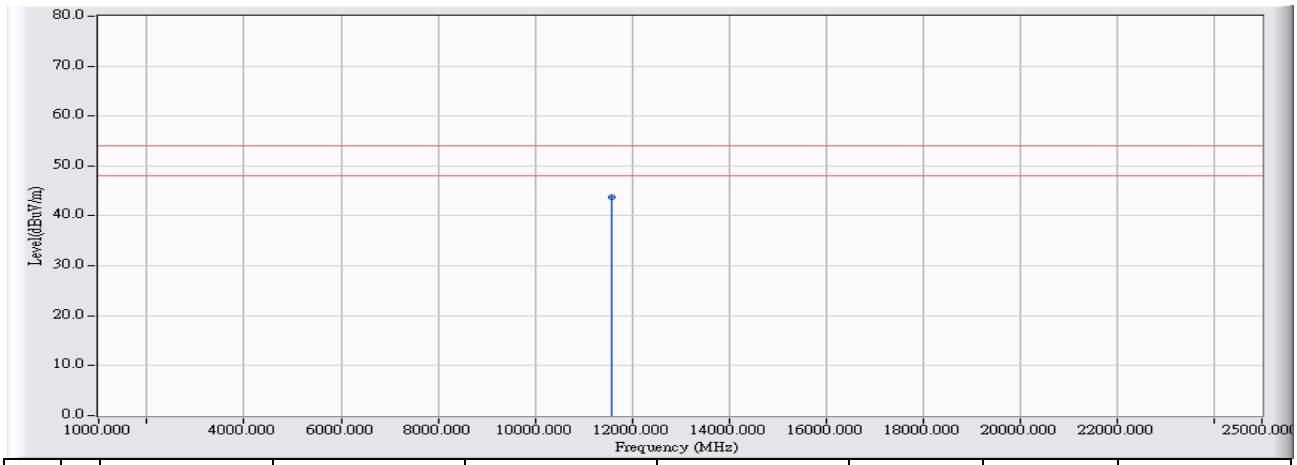

		Frequency (MHz)	Correct Factor (dB)	Reading Level (dBuV)	Measure Level (dBuV/m)	Margin (dB)	Limit (dBuV/m)	Detector Type
1	*	11570.000	8.569	35.140	43.709	-10.291	54.000	AVERAGE

Note:

1. All Readings below 1GHz are Quasi-Peak, above 1GHz are performed with peak and/or average measurements as necessary.
2. Peak measurements: RBW = 1MHz, VBW = 1MHz, Sweep: Auto.
3. Average measurements: RBW = 1MHz, VBW = 10 Hz, Sweep: Auto.
4. " * ", means this data is the worst emission level.
5. " # ", means the frequency is out of the restricted band.
6. Measurement Level = Reading Level + Correct Factor.
7. The average measurement was not performed when the peak measured data under the limit of average detection.

Site : CB1	**Time : 2015/07/16 - 22:53**
Limit : FCC_SpartC_15.209_03M_PK	**Margin : 6**
Probe : CB1_FCC_EFS_1-18G_H2 - HORIZONTAL	**Power : AC 120V/60Hz**
EUT : Full HD Ultra-Wide View Wi-Fi Camera	**Note : 802.11a_5825MHz**

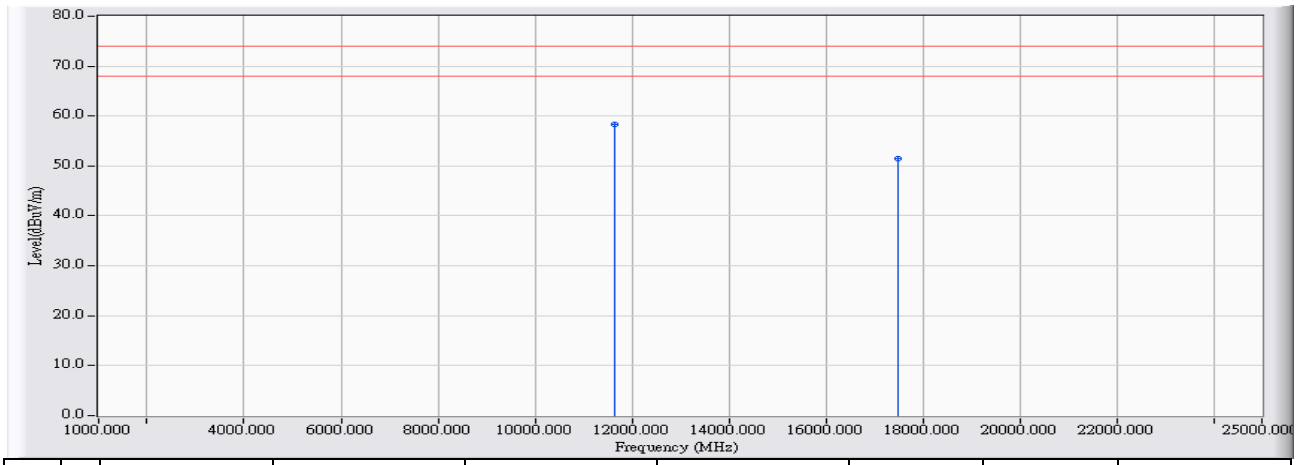

		Frequency (MHz)	Correct Factor (dB)	Reading Level (dBuV)	Measure Level (dBuV/m)	Margin (dB)	Limit (dBuV/m)	Detector Type
1	*	11649.180	8.410	49.840	58.249	-15.751	74.000	PEAK
2		17480.000	11.928	39.550	51.478	-22.522	74.000	PEAK

Note:

1. All Readings below 1GHz are Quasi-Peak, above 1GHz are performed with peak and/or average measurements as necessary.
2. Peak measurements: RBW = 1MHz, VBW = 1MHz, Sweep: Auto.
3. Average measurements: RBW = 1MHz, VBW = 10 Hz, Sweep: Auto.
4. " * ", means this data is the worst emission level.
5. " # ", means the frequency is out of the restricted band.
6. Measurement Level = Reading Level + Correct Factor.
7. The average measurement was not performed when the peak measured data under the limit of average detection.

Site : CB1	**Time : 2015/07/16 - 22:54**
Limit : FCC_SpartC_15.209_03M_AV	**Margin : 6**
Probe : CB1_FCC_EFS_1-18G_H2 - HORIZONTAL	**Power : AC 120V/60Hz**
EUT : Full HD Ultra-Wide View Wi-Fi Camera	**Note : 802.11a_5825MHz**

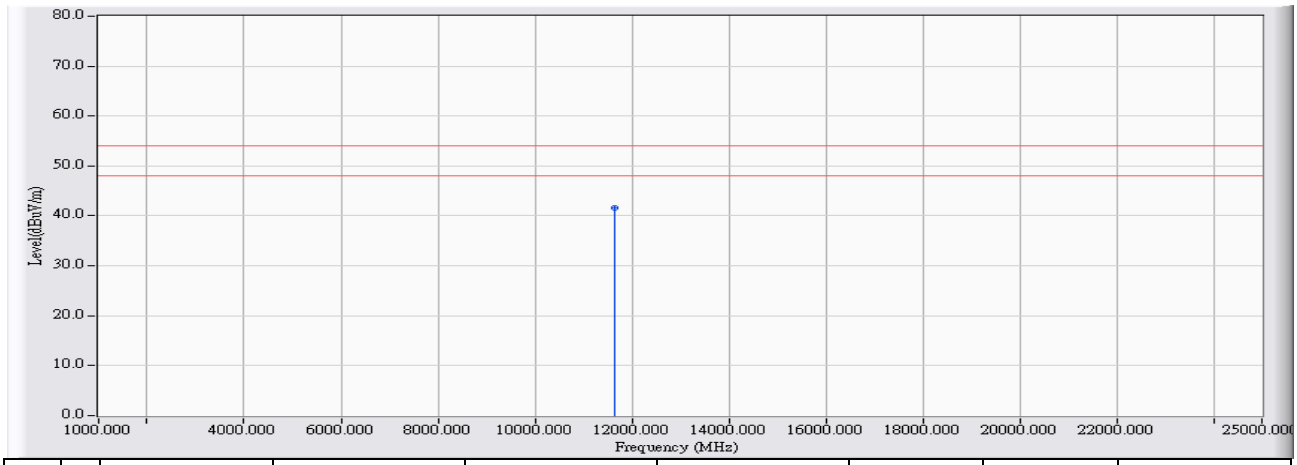

		Frequency (MHz)	Correct Factor (dB)	Reading Level (dBuV)	Measure Level (dBuV/m)	Margin (dB)	Limit (dBuV/m)	Detector Type
1	*	11650.120	8.409	33.300	41.709	-12.291	54.000	AVERAGE

Note:

1. All Readings below 1GHz are Quasi-Peak, above 1GHz are performed with peak and/or average measurements as necessary.
2. Peak measurements: RBW = 1MHz, VBW = 1MHz, Sweep: Auto.
3. Average measurements: RBW = 1MHz, VBW = 10 Hz, Sweep: Auto.
4. " * ", means this data is the worst emission level.
5. " # ", means the frequency is out of the restricted band.
6. Measurement Level = Reading Level + Correct Factor.
7. The average measurement was not performed when the peak measured data under the limit of average detection.

Site : CB1	**Time : 2015/07/16 - 22:58**
Limit : FCC_SpartC_15.209_03M_PK	**Margin : 6**
Probe : CB1_FCC_EFS_1-18G_H2 - VERTICAL	**Power : AC 120V/60Hz**
EUT : Full HD Ultra-Wide View Wi-Fi Camera	**Note : 802.11a_5825MHz**

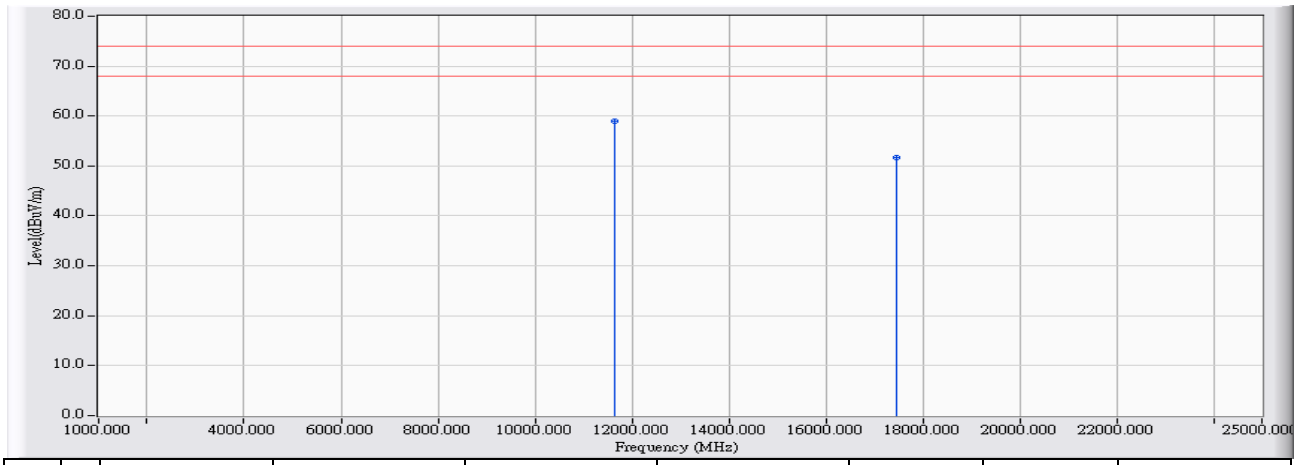

		Frequency (MHz)	Correct Factor (dB)	Reading Level (dBuV)	Measure Level (dBuV/m)	Margin (dB)	Limit (dBuV/m)	Detector Type
1	*	11655.000	46.884	50.640	59.087	-14.913	74.000	PEAK
2		17461.000	11.717	40.000	51.717	-22.283	74.000	PEAK

Note:

1. All Readings below 1GHz are Quasi-Peak, above 1GHz are performed with peak and/or average measurements as necessary.
2. Peak measurements: RBW = 1MHz, VBW = 1MHz, Sweep: Auto.
3. Average measurements: RBW = 1MHz, VBW = 10 Hz, Sweep: Auto.
4. " * ", means this data is the worst emission level.
5. " # ", means the frequency is out of the restricted band.
6. Measurement Level = Reading Level + Correct Factor.
7. The average measurement was not performed when the peak measured data under the limit of average detection.

Site : CB1	**Time : 2015/07/16 - 23:02**
Limit : FCC_SpartC_15.209_03M_AV	**Margin : 6**
Probe : CB1_FCC_EFS_1-18G_H2 - VERTICAL	**Power : AC 120V/60Hz**
EUT : Full HD Ultra-Wide View Wi-Fi Camera	**Note : 802.11a_5825MHz**

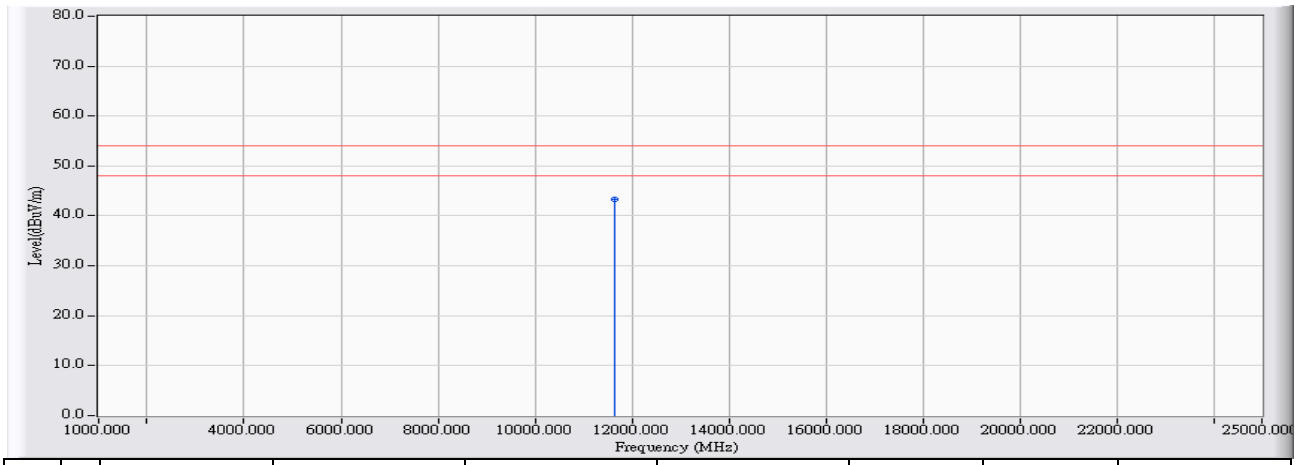

		Frequency (MHz)	Correct Factor (dB)	Reading Level (dBuV)	Measure Level (dBuV/m)	Margin (dB)	Limit (dBuV/m)	Detector Type
1	*	11650.120	8.451	34.870	43.321	-10.679	54.000	AVERAGE

Note:

1. All Readings below 1GHz are Quasi-Peak, above 1GHz are performed with peak and/or average measurements as necessary.
2. Peak measurements: RBW = 1MHz, VBW = 1MHz, Sweep: Auto.
3. Average measurements: RBW = 1MHz, VBW = 10 Hz, Sweep: Auto.
4. " * ", means this data is the worst emission level.
5. " # ", means the frequency is out of the restricted band.
6. Measurement Level = Reading Level + Correct Factor.
7. The average measurement was not performed when the peak measured data under the limit of average detection.

Site : CB1	**Time : 2015/07/17 - 23:05**
Limit : FCC_SpartC_15.209_03M_PK	**Margin : 6**
Probe : CB1_FCC_EFS_1-18G_H2 - HORIZONTAL	**Power : AC 120V/60Hz**
EUT : Full HD Ultra-Wide View Wi-Fi Camera	**Note : 802.11n20_5745MHz**

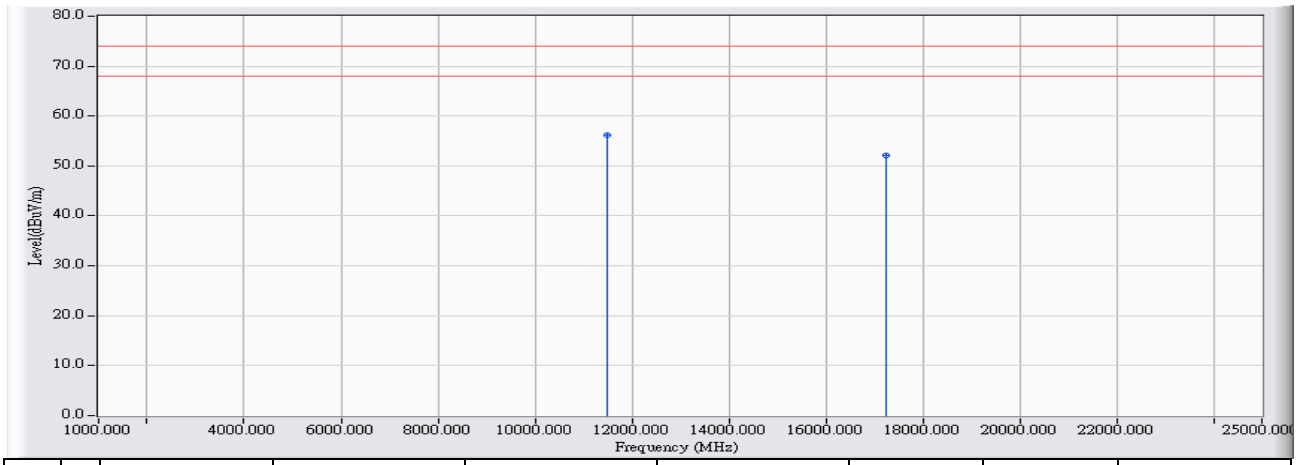

		Frequency (MHz)	Correct Factor (dB)	Reading Level (dBuV)	Measure Level (dBuV/m)	Margin (dB)	Limit (dBuV/m)	Detector Type
1	*	11490.880	8.710	47.480	56.190	-17.810	74.000	PEAK
2		17242.476	11.623	40.450	52.073	-21.927	74.000	PEAK

Note:

1. All Readings below 1GHz are Quasi-Peak, above 1GHz are performed with peak and/or average measurements as necessary.
2. Peak measurements: RBW = 1MHz, VBW = 1MHz, Sweep: Auto.
3. Average measurements: RBW = 1MHz, VBW = 10 Hz, Sweep: Auto.
4. " * ", means this data is the worst emission level.
5. " # ", means the frequency is out of the restricted band.
6. Measurement Level = Reading Level + Correct Factor.
7. The average measurement was not performed when the peak measured data under the limit of average detection.

Site : CB1	**Time : 2015/07/17 - 23:06**
Limit : FCC_SpartC_15.209_03M_AV	**Margin : 6**
Probe : CB1_FCC_EFS_1-18G_H2 - HORIZONTAL	**Power : AC 120V/60Hz**
EUT : Full HD Ultra-Wide View Wi-Fi Camera	**Note : 802.11n20_5745MHz**

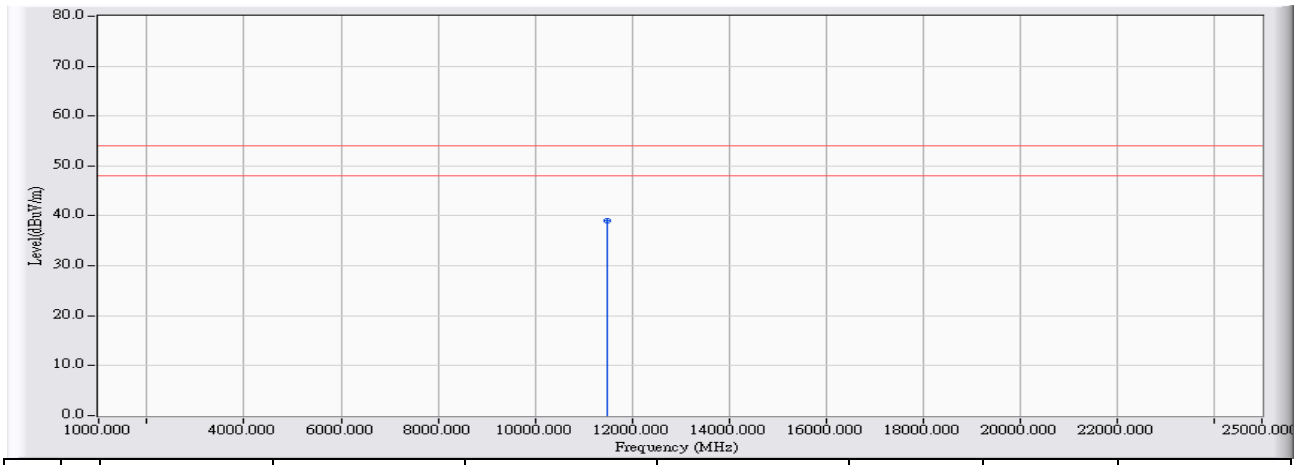

		Frequency (MHz)	Correct Factor (dB)	Reading Level (dBuV)	Measure Level (dBuV/m)	Margin (dB)	Limit (dBuV/m)	Detector Type
1	*	11490.100	8.712	30.230	38.942	-15.058	54.000	AVERAGE

Note:

1. All Readings below 1GHz are Quasi-Peak, above 1GHz are performed with peak and/or average measurements as necessary.
2. Peak measurements: RBW = 1MHz, VBW = 1MHz, Sweep: Auto.
3. Average measurements: RBW = 1MHz, VBW = 10 Hz, Sweep: Auto.
4. " * ", means this data is the worst emission level.
5. " # ", means the frequency is out of the restricted band.
6. Measurement Level = Reading Level + Correct Factor.
7. The average measurement was not performed when the peak measured data under the limit of average detection.

Site : CB1	**Time : 2015/07/16 - 23:10**
Limit : FCC_SpartC_15.209_03M_PK	**Margin : 6**
Probe : CB1_FCC_EFS_1-18G_H2 - VERTICAL	**Power : AC 120V/60Hz**
EUT : Full HD Ultra-Wide View Wi-Fi Camera	**Note : 802.11n20_5745MHz**

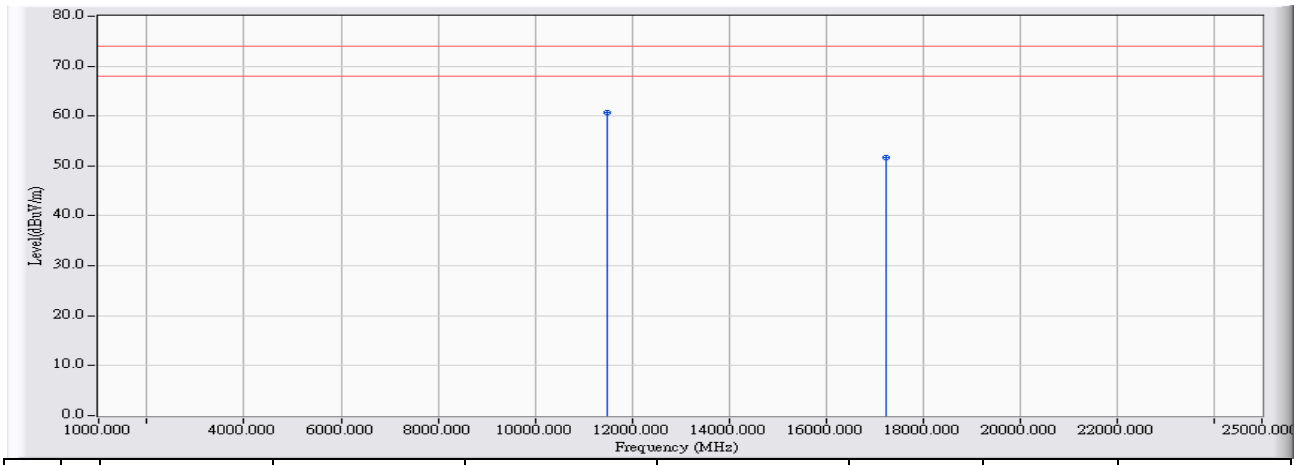

		Frequency (MHz)	Correct Factor (dB)	Reading Level (dBuV)	Measure Level (dBuV/m)	Margin (dB)	Limit (dBuV/m)	Detector Type
1	*	11489.920	8.711	52.030	60.741	-13.259	74.000	PEAK
2		17233.000	12.012	39.570	51.582	-22.418	74.000	PEAK

Note:

1. All Readings below 1GHz are Quasi-Peak, above 1GHz are performed with peak and/or average measurements as necessary.
2. Peak measurements: RBW = 1MHz, VBW = 1MHz, Sweep: Auto.
3. Average measurements: RBW = 1MHz, VBW = 10 Hz, Sweep: Auto.
4. " * ", means this data is the worst emission level.
5. " # ", means the frequency is out of the restricted band.
6. Measurement Level = Reading Level + Correct Factor.
7. The average measurement was not performed when the peak measured data under the limit of average detection.

Site : CB1	**Time : 2015/07/16 - 23:12**
Limit : FCC_SpartC_15.209_03M_AV	**Margin : 6**
Probe : CB1_FCC_EFS_1-18G_H2 - VERTICAL	**Power : AC 120V/60Hz**
EUT : Full HD Ultra-Wide View Wi-Fi Camera	**Note : 802.11n20_5745MHz**

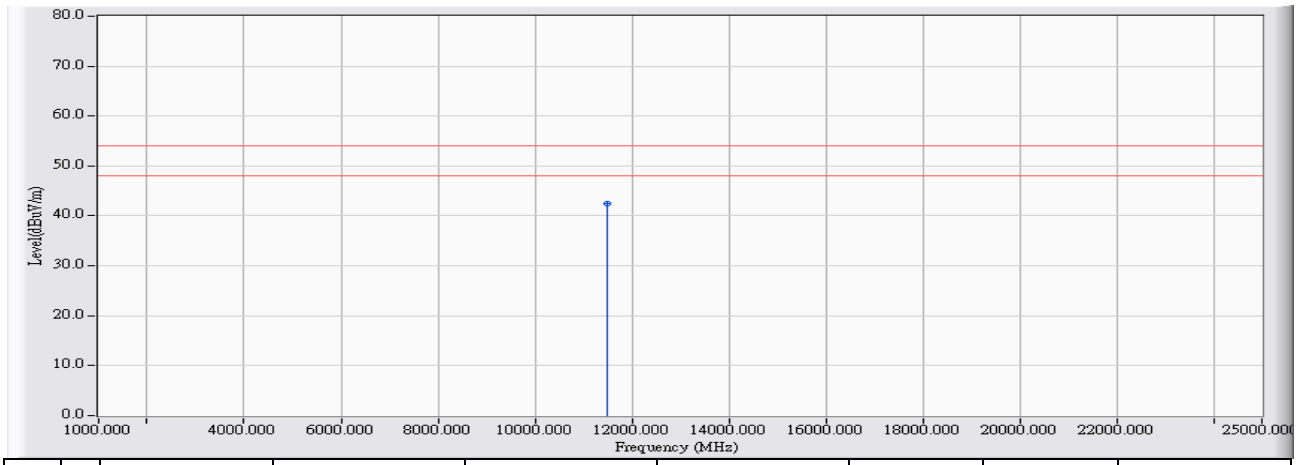

		Frequency (MHz)	Correct Factor (dB)	Reading Level (dBuV)	Measure Level (dBuV/m)	Margin (dB)	Limit (dBuV/m)	Detector Type
1	*	11490.120	8.711	33.840	42.551	-11.449	54.000	AVERAGE

Note:

1. All Readings below 1GHz are Quasi-Peak, above 1GHz are performed with peak and/or average measurements as necessary.
2. Peak measurements: RBW = 1MHz, VBW = 1MHz, Sweep: Auto.
3. Average measurements: RBW = 1MHz, VBW = 10 Hz, Sweep: Auto.
4. " * ", means this data is the worst emission level.
5. " # ", means the frequency is out of the restricted band.
6. Measurement Level = Reading Level + Correct Factor.
7. The average measurement was not performed when the peak measured data under the limit of average detection.

Site : CB1	**Time : 2015/07/17 - 23:15**
Limit : FCC_SpartC_15.209_03M_PK	**Margin : 6**
Probe : CB1_FCC_EFS_1-18G_H2 - HORIZONTAL	**Power : AC 120V/60Hz**
EUT : Full HD Ultra-Wide View Wi-Fi Camera	**Note : 802.11n20_5785MHz**

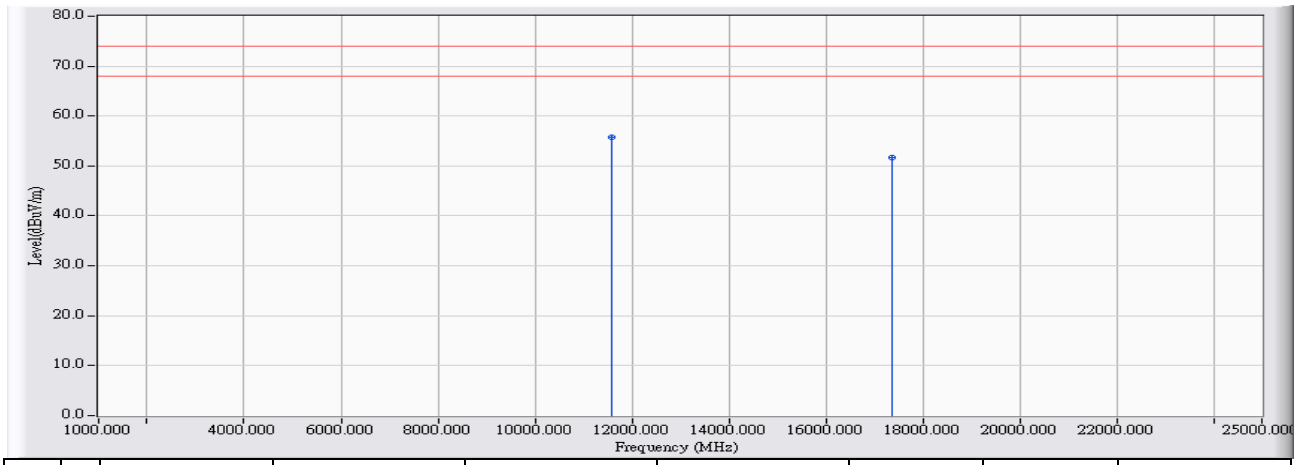

		Frequency (MHz)	Correct Factor (dB)	Reading Level (dBuV)	Measure Level (dBuV/m)	Margin (dB)	Limit (dBuV/m)	Detector Type
1	*	11569.300	8.536	47.210	55.745	-18.255	74.000	PEAK
2		17359.039	11.769	39.980	51.749	-22.251	74.000	PEAK

Note:

1. All Readings below 1GHz are Quasi-Peak, above 1GHz are performed with peak and/or average measurements as necessary.
2. Peak measurements: RBW = 1MHz, VBW = 1MHz, Sweep: Auto.
3. Average measurements: RBW = 1MHz, VBW = 10 Hz, Sweep: Auto.
4. " * ", means this data is the worst emission level.
5. " # ", means the frequency is out of the restricted band.
6. Measurement Level = Reading Level + Correct Factor.
7. The average measurement was not performed when the peak measured data under the limit of average detection.

Site : CB1	**Time : 2015/07/17 - 23:18**
Limit : FCC_SpartC_15.209_03M_AV	**Margin : 6**
Probe : CB1_FCC_EFS_1-18G_H2 - HORIZONTAL	**Power : AC 120V/60Hz**
EUT : Full HD Ultra-Wide View Wi-Fi Camera	**Note : 802.11n20_5785MHz**

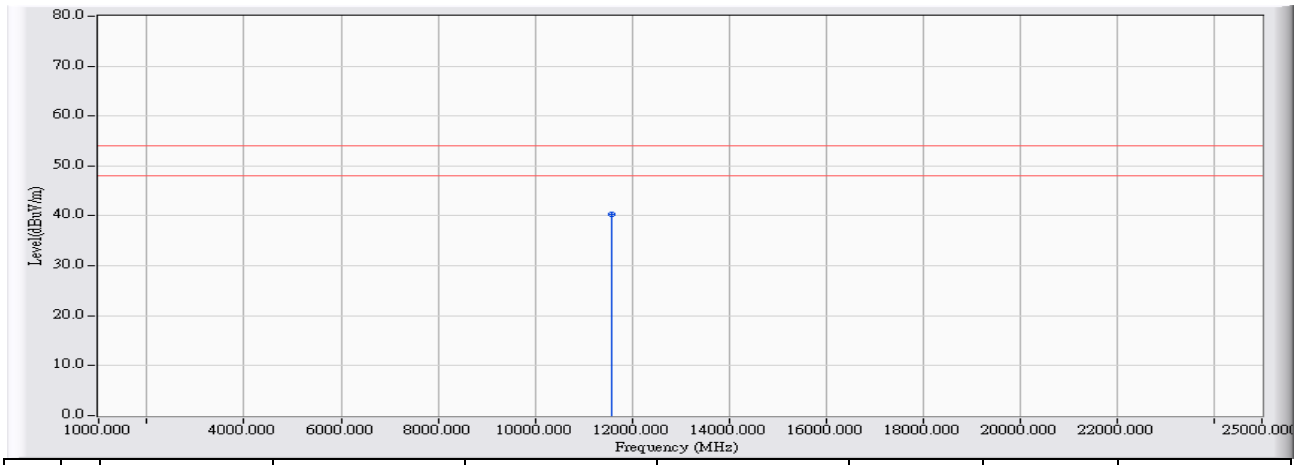

		Frequency (MHz)	Correct Factor (dB)	Reading Level (dBuV)	Measure Level (dBuV/m)	Margin (dB)	Limit (dBuV/m)	Detector Type
1	*	11569.940	8.534	31.730	40.264	-13.736	54.000	AVERAGE

Note:

1. All Readings below 1GHz are Quasi-Peak, above 1GHz are performed with peak and/or average measurements as necessary.
2. Peak measurements: RBW = 1MHz, VBW = 1MHz, Sweep: Auto.
3. Average measurements: RBW = 1MHz, VBW = 10 Hz, Sweep: Auto.
4. " * ", means this data is the worst emission level.
5. " # ", means the frequency is out of the restricted band.
6. Measurement Level = Reading Level + Correct Factor.
7. The average measurement was not performed when the peak measured data under the limit of average detection.

Site : CB1	**Time : 2015/07/16 - 23:22**
Limit : FCC_SpartC_15.209_03M_PK	**Margin : 6**
Probe : CB1_FCC_EFS_1-18G_H2 - VERTICAL	**Power : AC 120V/60Hz**
EUT : Full HD Ultra-Wide View Wi-Fi Camera	**Note : 802.11n20_5785MHz**

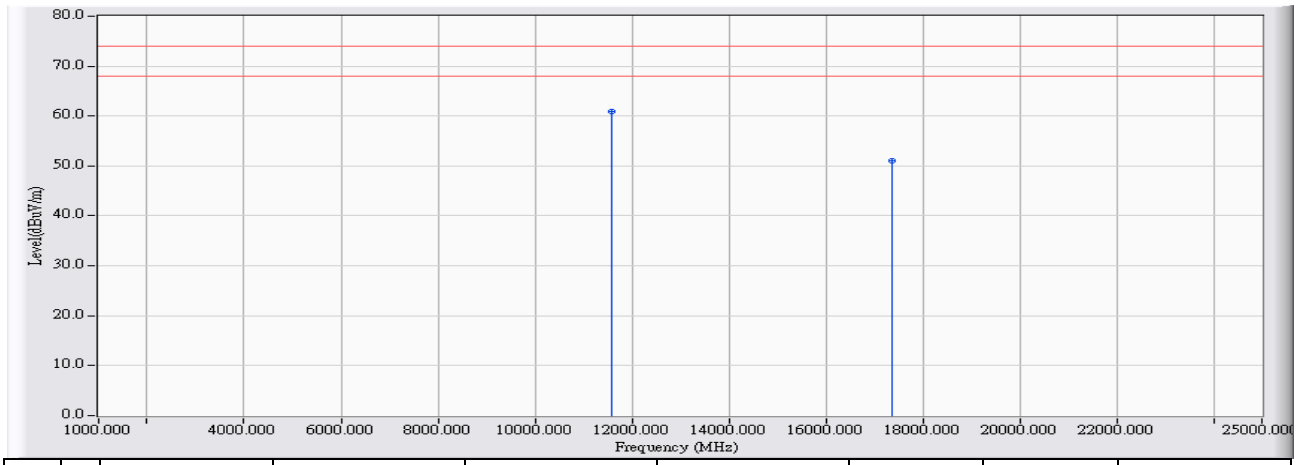

		Frequency (MHz)	Correct Factor (dB)	Reading Level (dBuV)	Measure Level (dBuV/m)	Margin (dB)	Limit (dBuV/m)	Detector Type
1	*	11570.000	8.569	52.350	60.919	-13.081	74.000	PEAK
2		17373.630	11.826	39.220	51.046	-22.954	74.000	PEAK

Note:

1. All Readings below 1GHz are Quasi-Peak, above 1GHz are performed with peak and/or average measurements as necessary.
2. Peak measurements: RBW = 1MHz, VBW = 1MHz, Sweep: Auto.
3. Average measurements: RBW = 1MHz, VBW = 10 Hz, Sweep: Auto.
4. " * ", means this data is the worst emission level.
5. " # ", means the frequency is out of the restricted band.
6. Measurement Level = Reading Level + Correct Factor.
7. The average measurement was not performed when the peak measured data under the limit of average detection.

Site : CB1	**Time : 2015/07/16 - 23:23**
Limit : FCC_SpartC_15.209_03M_AV	**Margin : 6**
Probe : CB1_FCC_EFS_1-18G_H2 - VERTICAL	**Power : AC 120V/60Hz**
EUT : Full HD Ultra-Wide View Wi-Fi Camera	**Note : 802.11n20_5785MHz**

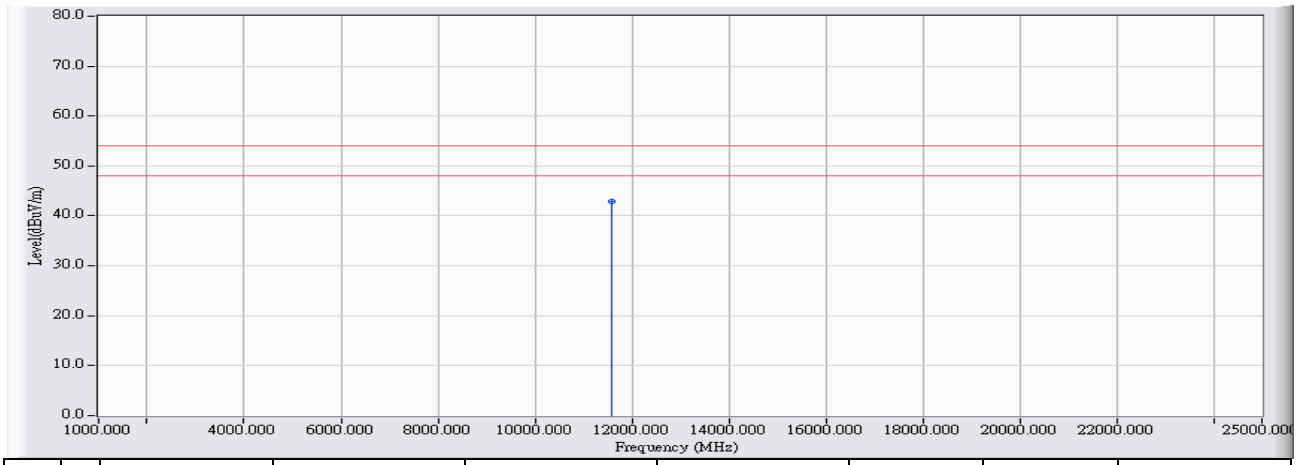

		Frequency (MHz)	Correct Factor (dB)	Reading Level (dBuV)	Measure Level (dBuV/m)	Margin (dB)	Limit (dBuV/m)	Detector Type
1	*	11570.060	8.569	34.400	42.969	-11.031	54.000	AVERAGE

Note:

1. All Readings below 1GHz are Quasi-Peak, above 1GHz are performed with peak and/or average measurements as necessary.
2. Peak measurements: RBW = 1MHz, VBW = 1MHz, Sweep: Auto.
3. Average measurements: RBW = 1MHz, VBW = 10 Hz, Sweep: Auto.
4. " * ", means this data is the worst emission level.
5. " # ", means the frequency is out of the restricted band.
6. Measurement Level = Reading Level + Correct Factor.
7. The average measurement was not performed when the peak measured data under the limit of average detection.

Site : CB1	**Time : 2015/07/16 - 23:27**
Limit : FCC_SpartC_15.209_03M_PK	**Margin : 6**
Probe : CB1_FCC_EFS_1-18G_H2 - HORIZONTAL	**Power : AC 120V/60Hz**
EUT : Full HD Ultra-Wide View Wi-Fi Camera	**Note : 802.11n20_5825MHz**

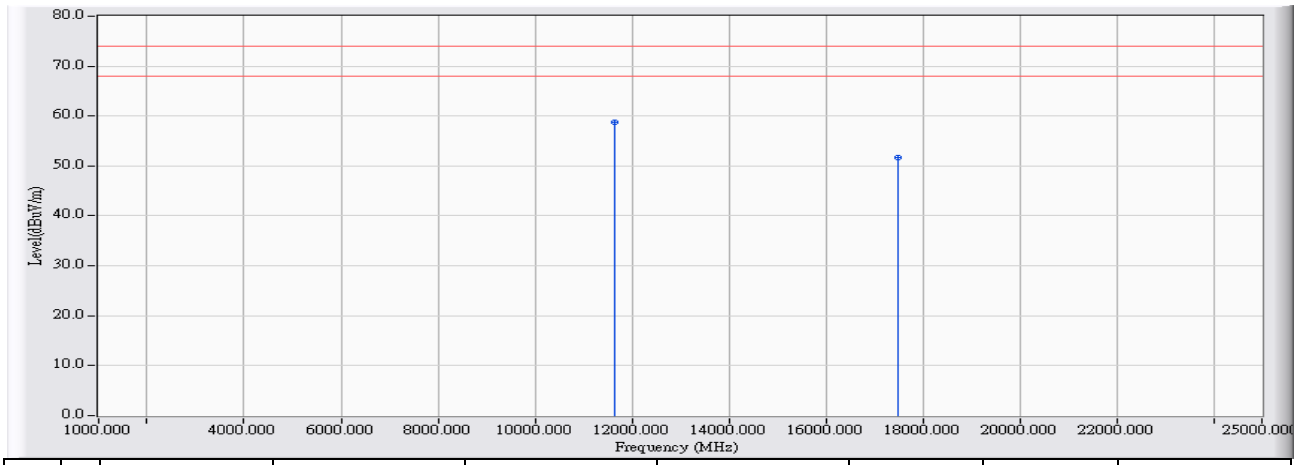

		Frequency (MHz)	Correct Factor (dB)	Reading Level (dBuV)	Measure Level (dBuV/m)	Margin (dB)	Limit (dBuV/m)	Detector Type
1	*	11650.000	8.451	50.350	58.801	-15.199	74.000	PEAK
2		17494.810	11.687	39.990	51.676	-22.324	74.000	PEAK

Note:

1. All Readings below 1GHz are Quasi-Peak, above 1GHz are performed with peak and/or average measurements as necessary.
2. Peak measurements: RBW = 1MHz, VBW = 1MHz, Sweep: Auto.
3. Average measurements: RBW = 1MHz, VBW = 10 Hz, Sweep: Auto.
4. " * ", means this data is the worst emission level.
5. " # ", means the frequency is out of the restricted band.
6. Measurement Level = Reading Level + Correct Factor.
7. The average measurement was not performed when the peak measured data under the limit of average detection.

Site : CB1	**Time : 2015/07/16 - 23:28**
Limit : FCC_SpartC_15.209_03M_AV	**Margin : 6**
Probe : CB1_FCC_EFS_1-18G_H2 - HORIZONTAL	**Power : AC 120V/60Hz**
EUT : Full HD Ultra-Wide View Wi-Fi Camera	**Note : 802.11n20_5825MHz**

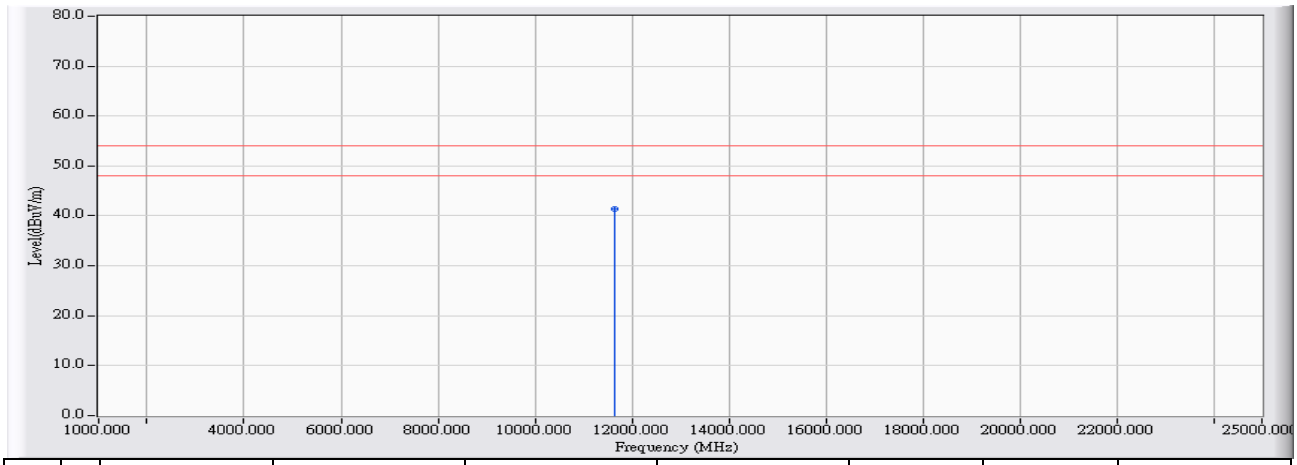

		Frequency (MHz)	Correct Factor (dB)	Reading Level (dBuV)	Measure Level (dBuV/m)	Margin (dB)	Limit (dBuV/m)	Detector Type
1	*	11650.700	8.409	32.950	41.359	-12.641	54.000	AVERAGE

Note:

1. All Readings below 1GHz are Quasi-Peak, above 1GHz are performed with peak and/or average measurements as necessary.
2. Peak measurements: RBW = 1MHz, VBW = 1MHz, Sweep: Auto.
3. Average measurements: RBW = 1MHz, VBW = 10 Hz, Sweep: Auto.
4. " * ", means this data is the worst emission level.
5. " # ", means the frequency is out of the restricted band.
6. Measurement Level = Reading Level + Correct Factor.
7. The average measurement was not performed when the peak measured data under the limit of average detection.

Site : CB1	**Time : 2015/07/16 - 23:32**
Limit : FCC_SpartC_15.209_03M_PK	**Margin : 6**
Probe : CB1_FCC_EFS_1-18G_H2 - VERTICAL	**Power : AC 120V/60Hz**
EUT : Full HD Ultra-Wide View Wi-Fi Camera	**Note : 802.11n20_5825MHz**

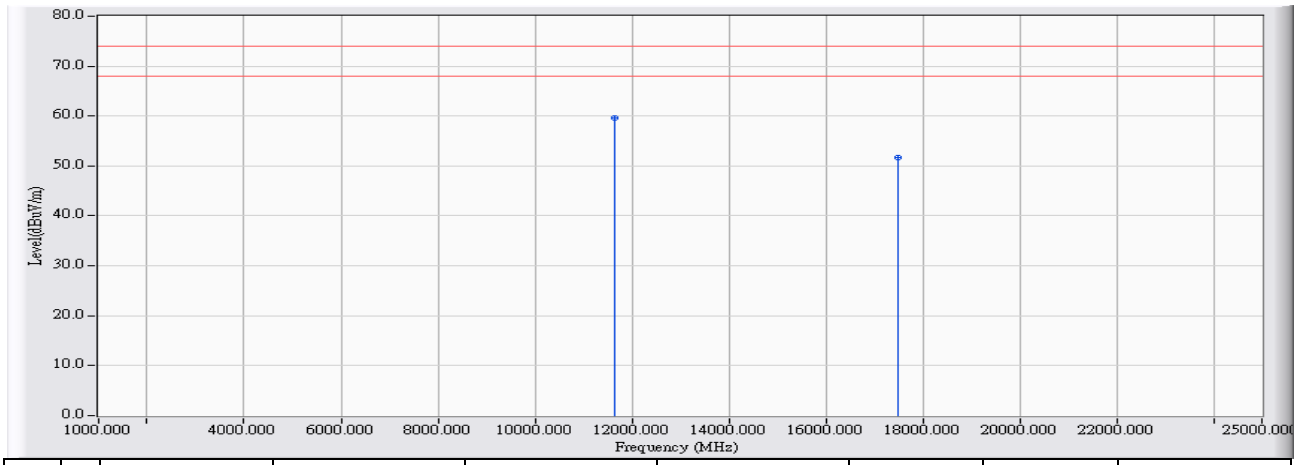

		Frequency (MHz)	Correct Factor (dB)	Reading Level (dBuV)	Measure Level (dBuV/m)	Margin (dB)	Limit (dBuV/m)	Detector Type
1	*	11649.720	8.451	51.190	59.641	-14.359	74.000	PEAK
2		17484.710	11.688	40.000	51.688	-22.312	74.000	PEAK

Note:

1. All Readings below 1GHz are Quasi-Peak, above 1GHz are performed with peak and/or average measurements as necessary.
2. Peak measurements: RBW = 1MHz, VBW = 1MHz, Sweep: Auto.
3. Average measurements: RBW = 1MHz, VBW = 10 Hz, Sweep: Auto.
4. " * ", means this data is the worst emission level.
5. " # ", means the frequency is out of the restricted band.
6. Measurement Level = Reading Level + Correct Factor.
7. The average measurement was not performed when the peak measured data under the limit of average detection.

Site : CB1	**Time : 2015/07/16 - 23:33**
Limit : FCC_SpartC_15.209_03M_AV	**Margin : 6**
Probe : CB1_FCC_EFS_1-18G_H2 - VERTICAL	**Power : AC 120V/60Hz**
EUT : Full HD Ultra-Wide View Wi-Fi Camera	**Note : 802.11n20_5825MHz**

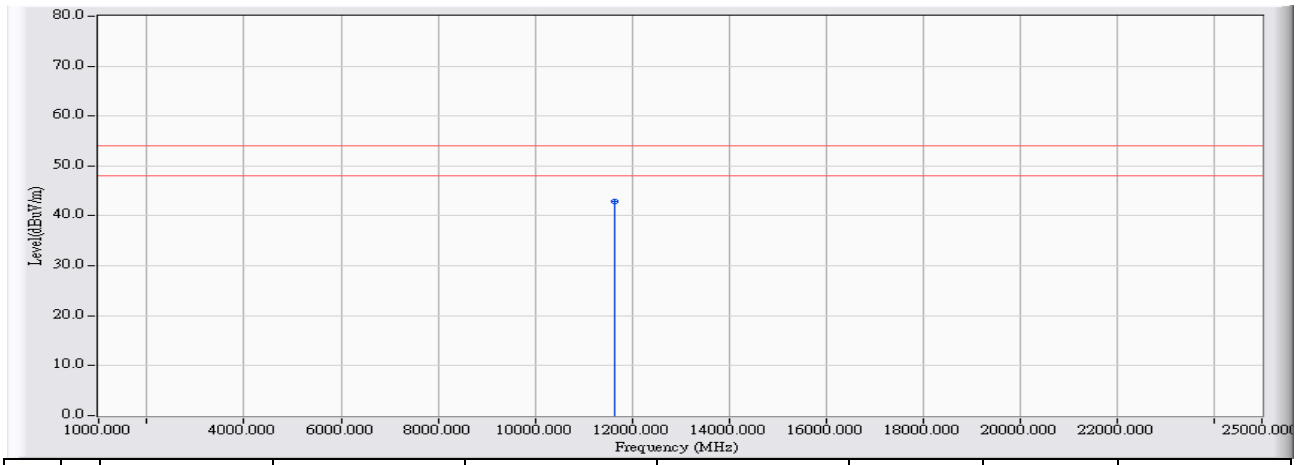

		Frequency (MHz)	Correct Factor (dB)	Reading Level (dBuV)	Measure Level (dBuV/m)	Margin (dB)	Limit (dBuV/m)	Detector Type
1	*	11650.000	8.451	34.380	42.831	-11.169	54.000	AVERAGE

Note:

1. All Readings below 1GHz are Quasi-Peak, above 1GHz are performed with peak and/or average measurements as necessary.
2. Peak measurements: RBW = 1MHz, VBW = 1MHz, Sweep: Auto.
3. Average measurements: RBW = 1MHz, VBW = 10 Hz, Sweep: Auto.
4. " * ", means this data is the worst emission level.
5. " # ", means the frequency is out of the restricted band.
6. Measurement Level = Reading Level + Correct Factor.
7. The average measurement was not performed when the peak measured data under the limit of average detection.

Site : CB1	**Time : 2015/07/17 - 23:36**
Limit : FCC_SpartC_15.209_03M_PK	**Margin : 6**
Probe : CB1_FCC_EFS_1-18G_H2 - HORIZONTAL	**Power : AC 120V/60Hz**
EUT : Full HD Ultra-Wide View Wi-Fi Camera	**Note : 802.11n40_5755MHz**

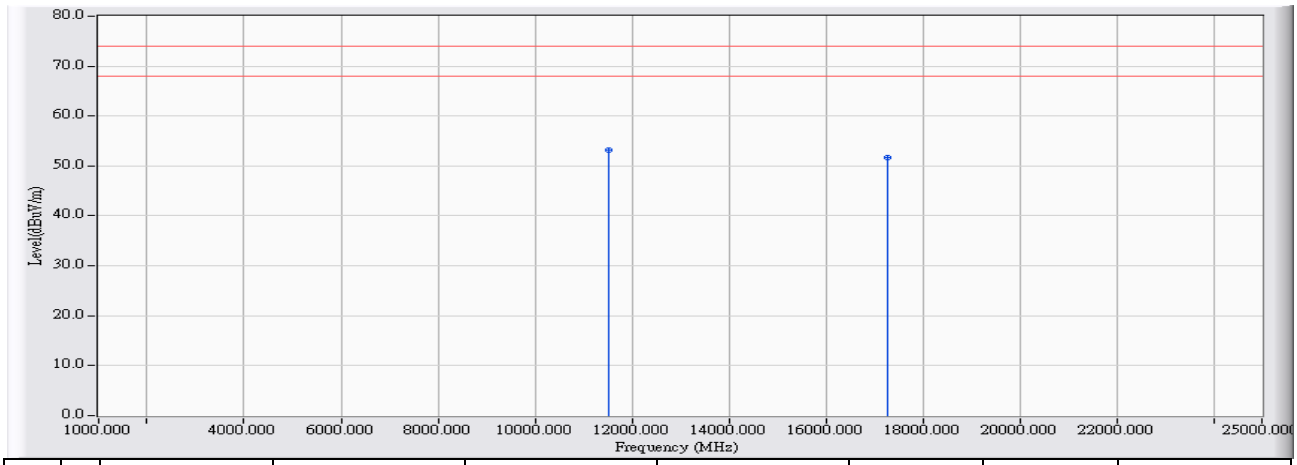

		Frequency (MHz)	Correct Factor (dB)	Reading Level (dBuV)	Measure Level (dBuV/m)	Margin (dB)	Limit (dBuV/m)	Detector Type
1	*	11515.297	8.659	44.630	53.289	-20.711	74.000	PEAK
2		17281.000	11.671	40.000	51.671	-22.329	74.000	PEAK

Note:

1. All Readings below 1GHz are Quasi-Peak, above 1GHz are performed with peak and/or average measurements as necessary.
2. Peak measurements: RBW = 1MHz, VBW = 1MHz, Sweep: Auto.
3. Average measurements: RBW = 1MHz, VBW = 10 Hz, Sweep: Auto.
4. " * ", means this data is the worst emission level.
5. " # ", means the frequency is out of the restricted band.
6. Measurement Level = Reading Level + Correct Factor.
7. The average measurement was not performed when the peak measured data under the limit of average detection.

Site : CB1	**Time : 2015/07/17 - 23:37**
Limit : FCC_SpartC_15.209_03M_AV	**Margin : 6**
Probe : CB1_FCC_EFS_1-18G_H2 - HORIZONTAL	**Power : AC 120V/60Hz**
EUT : Full HD Ultra-Wide View Wi-Fi Camera	**Note : 802.11n40_5755MHz**

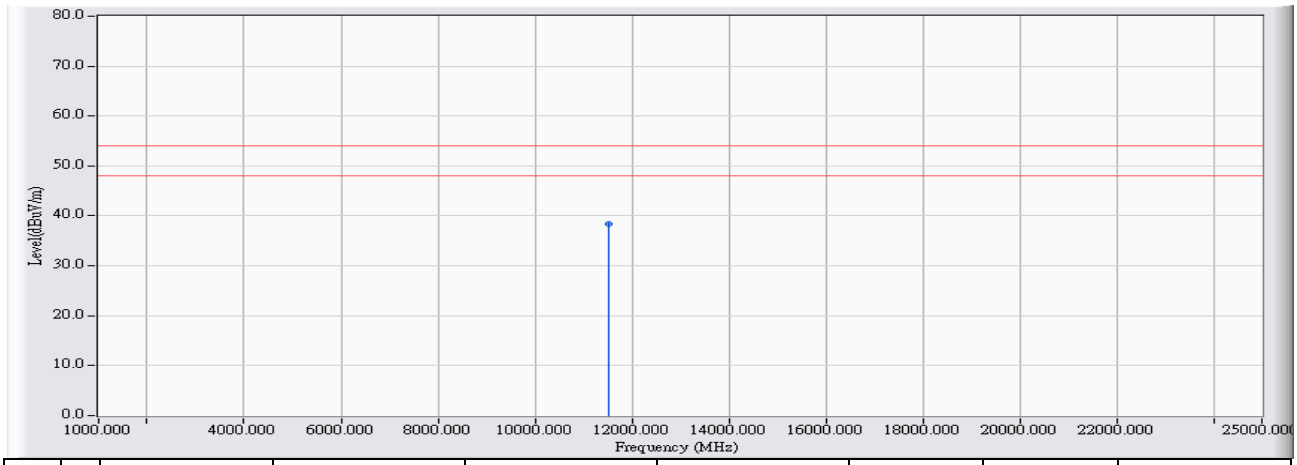

		Frequency (MHz)	Correct Factor (dB)	Reading Level (dBuV)	Measure Level (dBuV/m)	Margin (dB)	Limit (dBuV/m)	Detector Type
1	*	11510.000	8.671	29.630	38.301	-15.699	54.000	AVERAGE

Note:

1. All Readings below 1GHz are Quasi-Peak, above 1GHz are performed with peak and/or average measurements as necessary.
2. Peak measurements: RBW = 1MHz, VBW = 1MHz, Sweep: Auto.
3. Average measurements: RBW = 1MHz, VBW = 10 Hz, Sweep: Auto.
4. " * ", means this data is the worst emission level.
5. " # ", means the frequency is out of the restricted band.
6. Measurement Level = Reading Level + Correct Factor.
7. The average measurement was not performed when the peak measured data under the limit of average detection.

Site : CB1	**Time : 2015/07/16 - 23:41**
Limit : FCC_SpartC_15.209_03M_PK	**Margin : 6**
Probe : CB1_FCC_EFS_1-18G_H2 - VERTICAL	**Power : AC 120V/60Hz**
EUT : Full HD Ultra-Wide View Wi-Fi Camera	**Note : 802.11n40_5755MHz**

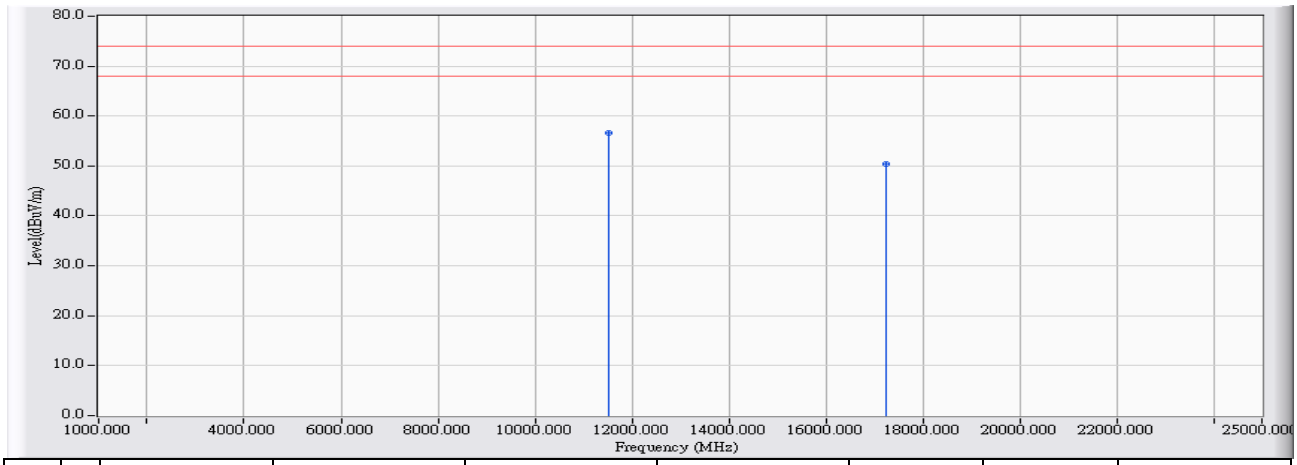

		Frequency (MHz)	Correct Factor (dB)	Reading Level (dBuV)	Measure Level (dBuV/m)	Margin (dB)	Limit (dBuV/m)	Detector Type
1		11510.740	8.677	47.840	56.518	-17.482	74.000	PEAK
2	*	17257.864	11.979	38.470	50.449	-23.551	74.000	PEAK

Note:

1. All Readings below 1GHz are Quasi-Peak, above 1GHz are performed with peak and/or average measurements as necessary.
2. Peak measurements: RBW = 1MHz, VBW = 1MHz, Sweep: Auto.
3. Average measurements: RBW = 1MHz, VBW = 10 Hz, Sweep: Auto.
4. " * ", means this data is the worst emission level.
5. " # ", means the frequency is out of the restricted band.
6. Measurement Level = Reading Level + Correct Factor.
7. The average measurement was not performed when the peak measured data under the limit of average detection.

Site : CB1	**Time : 2015/07/16 - 23:42**
Limit : FCC_SpartC_15.209_03M_AV	**Margin : 6**
Probe : CB1_FCC_EFS_1-18G_H2 - VERTICAL	**Power : AC 120V/60Hz**
EUT : Full HD Ultra-Wide View Wi-Fi Camera	**Note : 802.11n40_5755MHz**

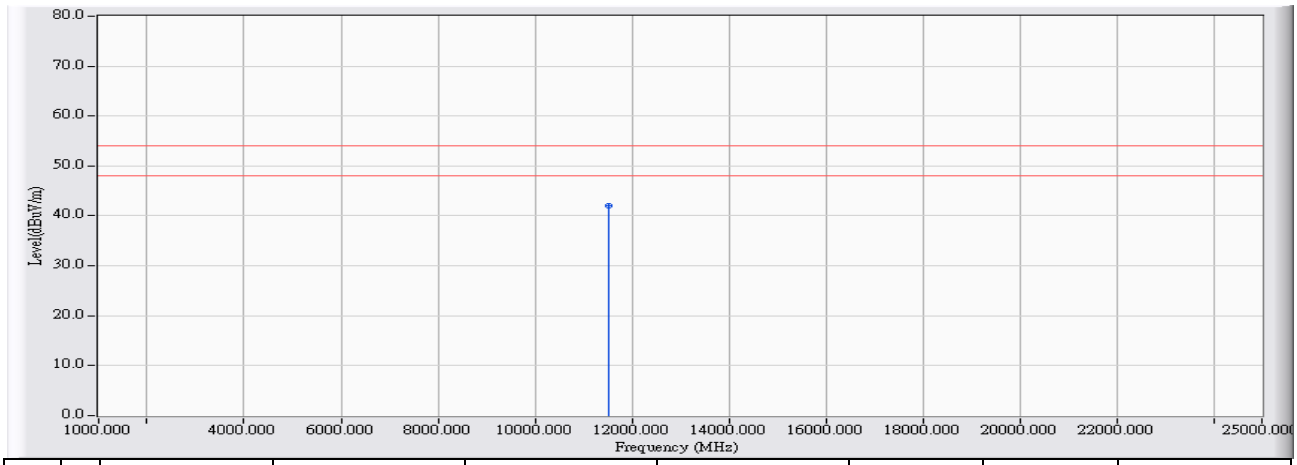

		Frequency (MHz)	Correct Factor (dB)	Reading Level (dBuV)	Measure Level (dBuV/m)	Margin (dB)	Limit (dBuV/m)	Detector Type
1	*	11509.980	8.679	33.440	42.119	-11.881	54.000	AVERAGE

Note:

1. All Readings below 1GHz are Quasi-Peak, above 1GHz are performed with peak and/or average measurements as necessary.
2. Peak measurements: RBW = 1MHz, VBW = 1MHz, Sweep: Auto.
3. Average measurements: RBW = 1MHz, VBW = 10 Hz, Sweep: Auto.
4. " * ", means this data is the worst emission level.
5. " # ", means the frequency is out of the restricted band.
6. Measurement Level = Reading Level + Correct Factor.
7. The average measurement was not performed when the peak measured data under the limit of average detection.

Site : CB1	**Time : 2015/07/17 - 23:46**
Limit : FCC_SpartC_15.209_03M_PK	**Margin : 6**
Probe : CB1_FCC_EFS_1-18G_H2 - HORIZONTAL	**Power : AC 120V/60Hz**
EUT : Full HD Ultra-Wide View Wi-Fi Camera	**Note : 802.11n40_5795MHz**

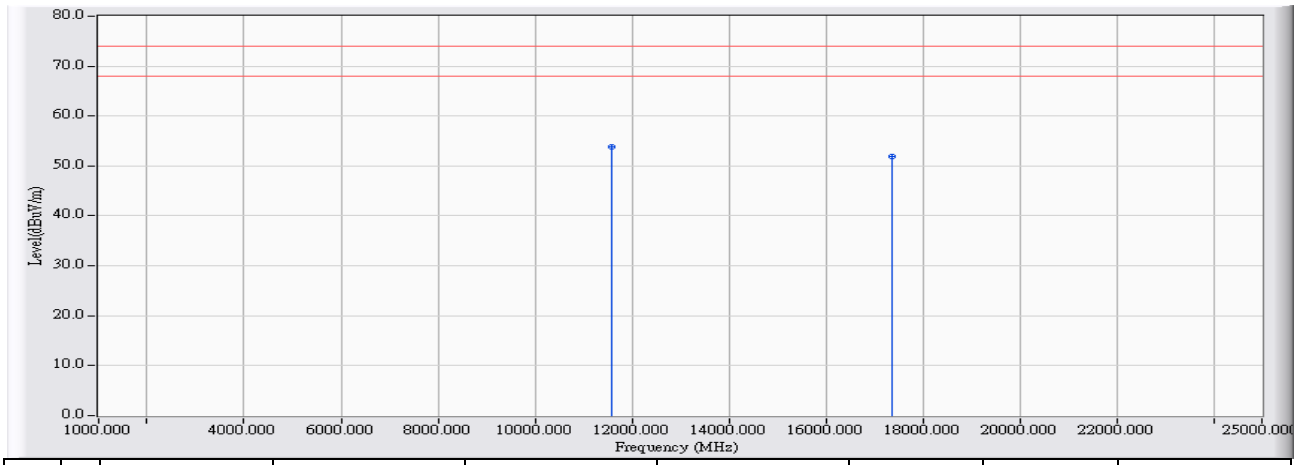

		Frequency (MHz)	Correct Factor (dB)	Reading Level (dBuV)	Measure Level (dBuV/m)	Margin (dB)	Limit (dBuV/m)	Detector Type
1	*	11590.640	8.486	45.330	53.816	-20.184	74.000	PEAK
2		17380.702	11.796	40.020	51.816	-22.184	74.000	PEAK

Note:

1. All Readings below 1GHz are Quasi-Peak, above 1GHz are performed with peak and/or average measurements as necessary.
2. Peak measurements: RBW = 1MHz, VBW = 1MHz, Sweep: Auto.
3. Average measurements: RBW = 1MHz, VBW = 10 Hz, Sweep: Auto.
4. " * ", means this data is the worst emission level.
5. " # ", means the frequency is out of the restricted band.
6. Measurement Level = Reading Level + Correct Factor.
7. The average measurement was not performed when the peak measured data under the limit of average detection.

Site : CB1	**Time : 2015/07/17 - 23:48**
Limit : FCC_SpartC_15.209_03M_AV	**Margin : 6**
Probe : CB1_FCC_EFS_1-18G_H2 - HORIZONTAL	**Power : AC 120V/60Hz**
EUT : Full HD Ultra-Wide View Wi-Fi Camera	**Note : 802.11n40_5795MHz**

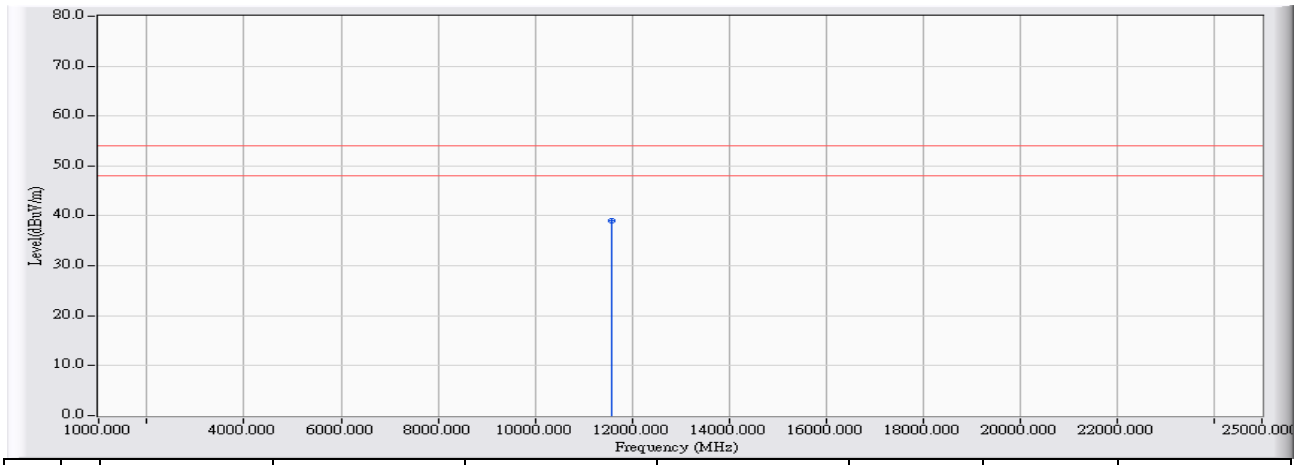

		Frequency (MHz)	Correct Factor (dB)	Reading Level (dBuV)	Measure Level (dBuV/m)	Margin (dB)	Limit (dBuV/m)	Detector Type
1	*	11589.000	8.490	30.580	39.070	-14.930	54.000	AVERAGE

Note:

1. All Readings below 1GHz are Quasi-Peak, above 1GHz are performed with peak and/or average measurements as necessary.
2. Peak measurements: RBW = 1MHz, VBW = 1MHz, Sweep: Auto.
3. Average measurements: RBW = 1MHz, VBW = 10 Hz, Sweep: Auto.
4. " * ", means this data is the worst emission level.
5. " # ", means the frequency is out of the restricted band.
6. Measurement Level = Reading Level + Correct Factor.
7. The average measurement was not performed when the peak measured data under the limit of average detection.

Site : CB1	**Time : 2015/07/16 - 23:52**
Limit : FCC_SpartC_15.209_03M_PK	**Margin : 6**
Probe : CB1_FCC_EFS_1-18G_H2 - VERTICAL	**Power : AC 120V/60Hz**
EUT : Full HD Ultra-Wide View Wi-Fi Camera	**Note : 802.11n40_5795MHz**

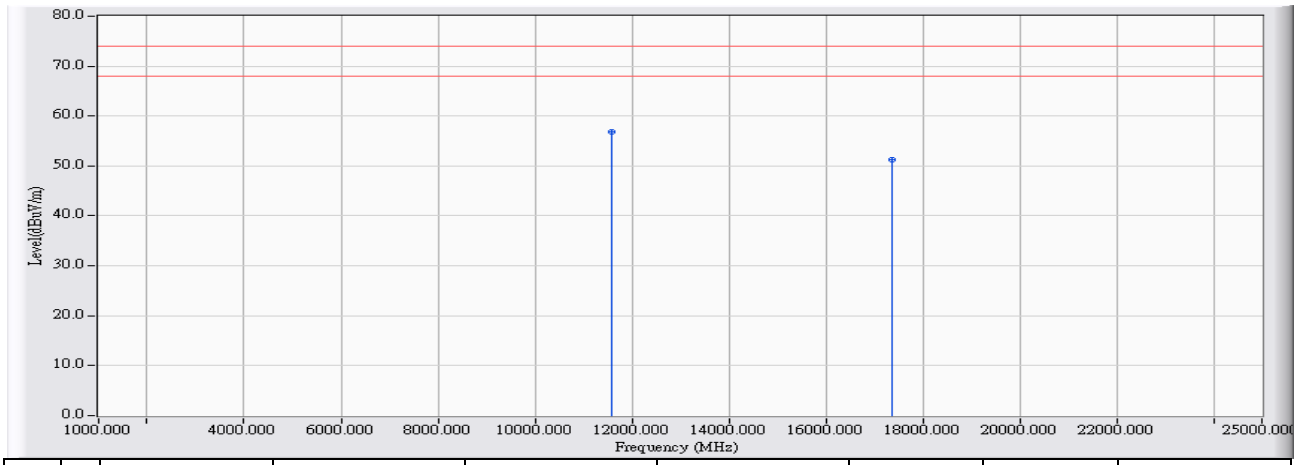

		Frequency (MHz)	Correct Factor (dB)	Reading Level (dBuV)	Measure Level (dBuV/m)	Margin (dB)	Limit (dBuV/m)	Detector Type
1	*	11590.000	8.532	48.280	56.812	-17.188	74.000	PEAK
2		17369.548	11.832	39.500	51.332	-22.668	74.000	PEAK

Note:

1. All Readings below 1GHz are Quasi-Peak, above 1GHz are performed with peak and/or average measurements as necessary.
2. Peak measurements: RBW = 1MHz, VBW = 1MHz, Sweep: Auto.
3. Average measurements: RBW = 1MHz, VBW = 10 Hz, Sweep: Auto.
4. " * ", means this data is the worst emission level.
5. " # ", means the frequency is out of the restricted band.
6. Measurement Level = Reading Level + Correct Factor.
7. The average measurement was not performed when the peak measured data under the limit of average detection.

Site : CB1	**Time : 2015/07/16 - 23:53**
Limit : FCC_SpartC_15.209_03M_AV	**Margin : 6**
Probe : CB1_FCC_EFS_1-18G_H2 - VERTICAL	**Power : AC 120V/60Hz**
EUT : Full HD Ultra-Wide View Wi-Fi Camera	**Note : 802.11n40_5795MHz**

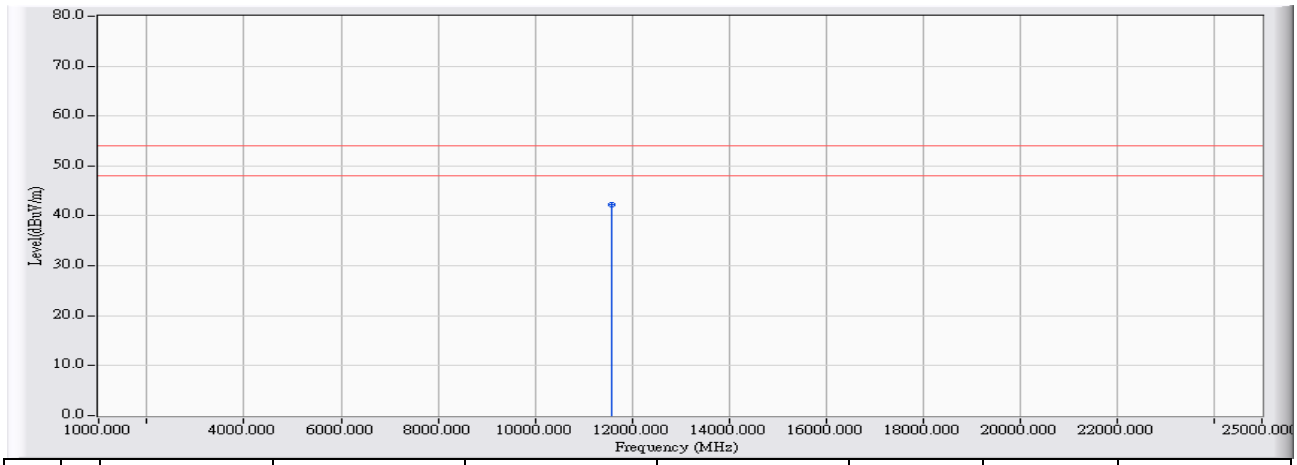

		Frequency (MHz)	Correct Factor (dB)	Reading Level (dBuV)	Measure Level (dBuV/m)	Margin (dB)	Limit (dBuV/m)	Detector Type
1	*	11590.040	8.532	33.770	42.302	-11.698	54.000	AVERAGE

Note:

1. All Readings below 1GHz are Quasi-Peak, above 1GHz are performed with peak and/or average measurements as necessary.
2. Peak measurements: RBW = 1MHz, VBW = 1MHz, Sweep: Auto.
3. Average measurements: RBW = 1MHz, VBW = 10 Hz, Sweep: Auto.
4. " * ", means this data is the worst emission level.
5. " # ", means the frequency is out of the restricted band.
6. Measurement Level = Reading Level + Correct Factor.
7. The average measurement was not performed when the peak measured data under the limit of average detection.

Site : CB1	**Time : 2015/07/17 - 00:00**
Limit : FCC_SpartC_15.209_03M_PK	**Margin : 6**
Probe : CB1_FCC_EFS_1-18G_H2 - HORIZONTAL	**Power : AC 120V/60Hz**
EUT : Full HD Ultra-Wide View Wi-Fi Camera	**Note : 802.11ac80_5775MHz**

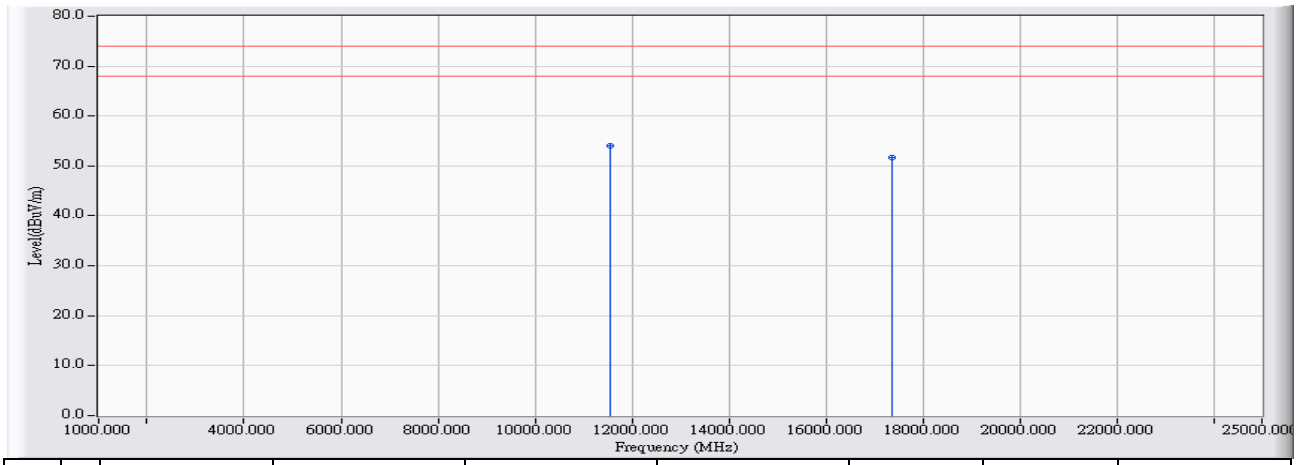

		Frequency (MHz)	Correct Factor (dB)	Reading Level (dBuV)	Measure Level (dBuV/m)	Margin (dB)	Limit (dBuV/m)	Detector Type
1	*	11550.400	8.579	45.540	54.118	-19.882	74.000	PEAK
2		17361.262	11.772	39.900	51.671	-22.329	74.000	PEAK

Note:

1. All Readings below 1GHz are Quasi-Peak, above 1GHz are performed with peak and/or average measurements as necessary.
2. Peak measurements: RBW = 1MHz, VBW = 1MHz, Sweep: Auto.
3. Average measurements: RBW = 1MHz, VBW = 10 Hz, Sweep: Auto.
4. " * ", means this data is the worst emission level.
5. " # ", means the frequency is out of the restricted band.
6. Measurement Level = Reading Level + Correct Factor.
7. The average measurement was not performed when the peak measured data under the limit of average detection.

Site : CB1	**Time : 2015/07/17 - 00:03**
Limit : FCC_SpartC_15.209_03M_AV	**Margin : 6**
Probe : CB1_FCC_EFS_1-18G_H2 - HORIZONTAL	**Power : AC 120V/60Hz**
EUT : Full HD Ultra-Wide View Wi-Fi Camera	**Note : 802.11ac80_5775MHz**

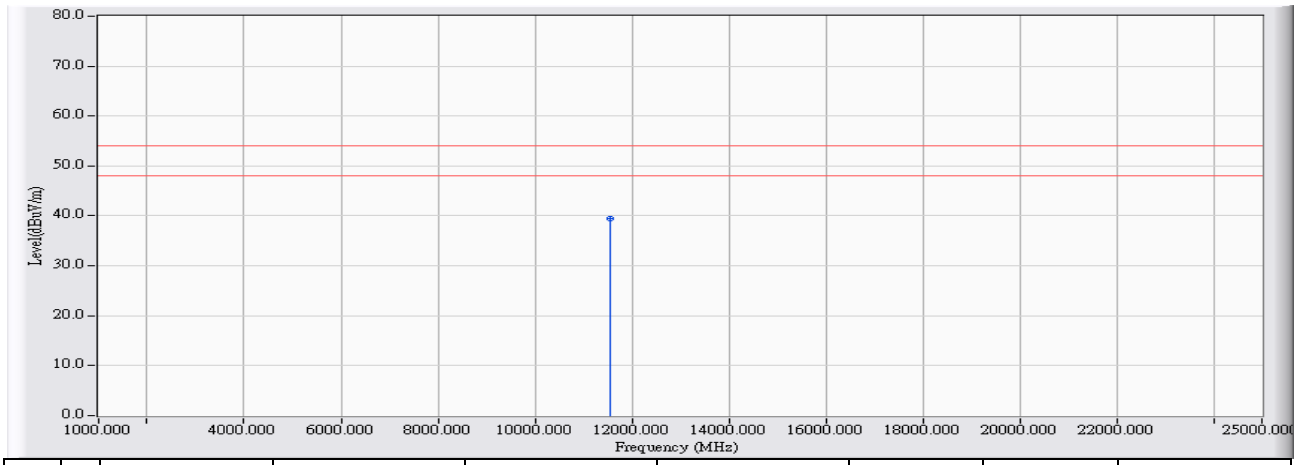

		Frequency (MHz)	Correct Factor (dB)	Reading Level (dBuV)	Measure Level (dBuV/m)	Margin (dB)	Limit (dBuV/m)	Detector Type
1	*	11549.880	8.580	30.830	39.410	-14.590	54.000	AVERAGE

Note:

1. All Readings below 1GHz are Quasi-Peak, above 1GHz are performed with peak and/or average measurements as necessary.
2. Peak measurements: RBW = 1MHz, VBW = 1MHz, Sweep: Auto.
3. Average measurements: RBW = 1MHz, VBW = 10 Hz, Sweep: Auto.
4. " * ", means this data is the worst emission level.
5. " # ", means the frequency is out of the restricted band.
6. Measurement Level = Reading Level + Correct Factor.
7. The average measurement was not performed when the peak measured data under the limit of average detection.

Site : CB1	**Time : 2015/07/16 - 00:10**
Limit : FCC_SpartC_15.209_03M_PK	**Margin : 6**
Probe : CB1_FCC_EFS_1-18G_H2 - VERTICAL	**Power : AC 120V/60Hz**
EUT : Full HD Ultra-Wide View Wi-Fi Camera	**Note : 802.11ac80_5775MHz**

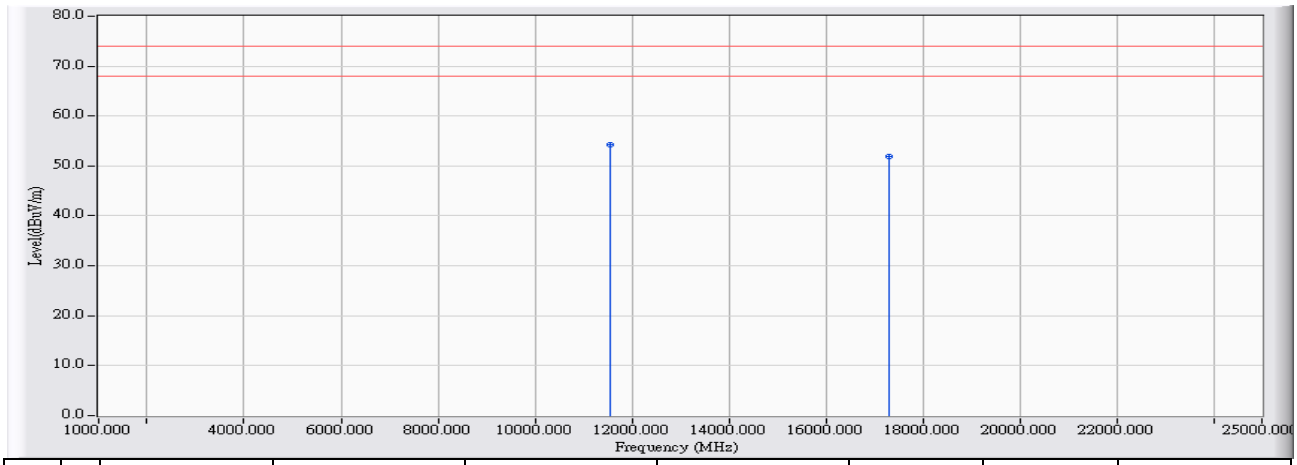

		Frequency (MHz)	Correct Factor (dB)	Reading Level (dBuV)	Measure Level (dBuV/m)	Margin (dB)	Limit (dBuV/m)	Detector Type
1	*	11550.320	8.605	45.650	54.255	-19.745	74.000	PEAK
2		17305.610	11.916	39.950	51.866	-22.134	74.000	PEAK

Note:

1. All Readings below 1GHz are Quasi-Peak, above 1GHz are performed with peak and/or average measurements as necessary.
2. Peak measurements: RBW = 1MHz, VBW = 1MHz, Sweep: Auto.
3. Average measurements: RBW = 1MHz, VBW = 10 Hz, Sweep: Auto.
4. " * ", means this data is the worst emission level.
5. " # ", means the frequency is out of the restricted band.
6. Measurement Level = Reading Level + Correct Factor.
7. The average measurement was not performed when the peak measured data under the limit of average detection.

Site : CB1	**Time : 2015/07/16 - 00:15**
Limit : FCC_SpartC_15.209_03M_AV	**Margin : 6**
Probe : CB1_FCC_EFS_1-18G_H2 - VERTICAL	**Power : AC 120V/60Hz**
EUT : Full HD Ultra-Wide View Wi-Fi Camera	**Note : 802.11ac80_5775MHz**

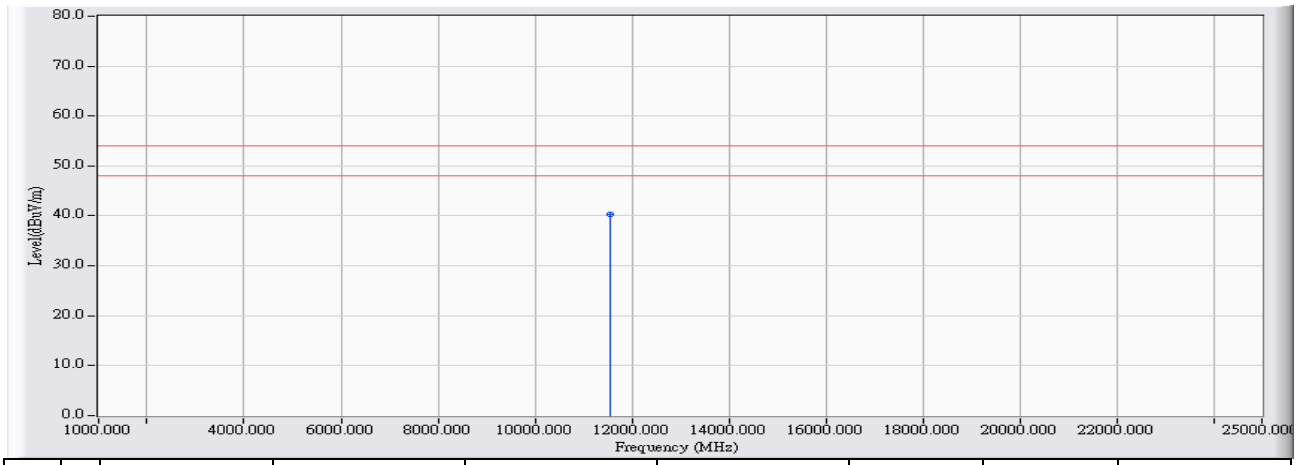

		Frequency (MHz)	Correct Factor (dB)	Reading Level (dBuV)	Measure Level (dBuV/m)	Margin (dB)	Limit (dBuV/m)	Detector Type
1	*	11550.000	8.606	31.790	40.395	-13.605	54.000	AVERAGE

Note:

1. All Readings below 1GHz are Quasi-Peak, above 1GHz are performed with peak and/or average measurements as necessary.
2. Peak measurements: RBW = 1MHz, VBW = 1MHz, Sweep: Auto.
3. Average measurements: RBW = 1MHz, VBW = 10 Hz, Sweep: Auto.
4. " * ", means this data is the worst emission level.
5. " # ", means the frequency is out of the restricted band.
6. Measurement Level = Reading Level + Correct Factor.
7. The average measurement was not performed when the peak measured data under the limit of average detection.

7. Band Edge

7.1. Test Equipment

The following test equipments are used during the band edge tests:

Radiated Emission Band Edge / CB1

Instrument	Manufacturer	Model No.	Serial No	Next Cal. Date
Double Ridged Guide Horn Antenna	Schwarzback	BBHA 9120	D743	2016/01/26
Spectrum Analyzer	Agilent	E4440A	MY46187335	2016/01/07
k Type Cable	Huber Suhner	Sucoflex 102	25623/2	2016/01/26

Note: 1. All equipments that need to calibrate are with calibration period of 1 year.

7.2. Test Setup

RF Radiated Measurement:

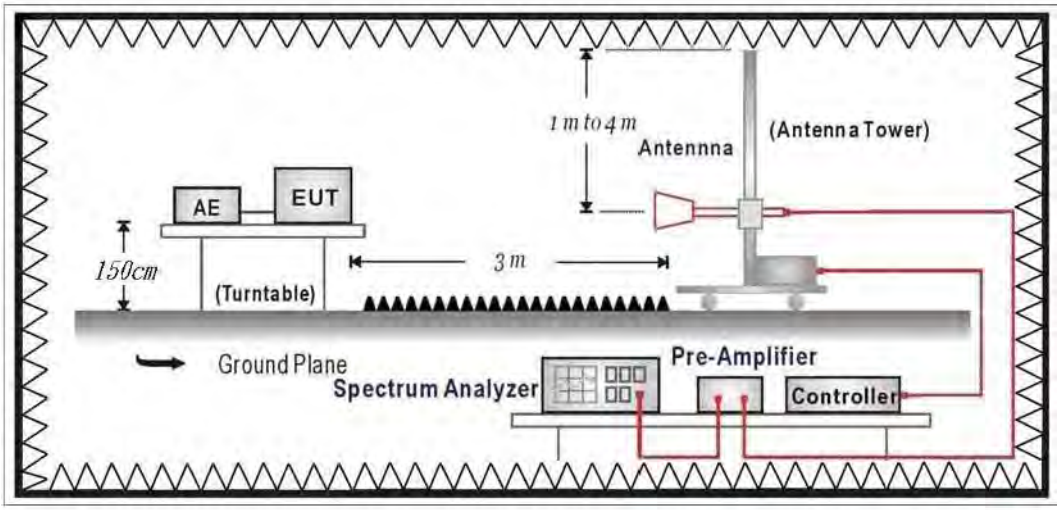

7.3. Limits

➢ **General Radiated Emission Limits**

The provisions of Section 15.205 of this part apply to intentional radiators operating under this section. Radiated emissions which fall in the restricted bands, as defined in Section 15.205, must also comply with the radiated emission limits specified in Section 15.209:

FCC Part 15 Subpart C Paragraph 15.209 Limits		
Frequency MHz	uV/m @3m	dBuV/m@3m
30-88	100	40
88-216	150	43.5
216-960	200	46
Above 960	500	54

Remark:

1. RF Voltage (dBuV) = 20 log RF Voltage (uV)
2. In the Above Table, the tighter limit applies at the band edges.
3. Distance refers to the distance in meters between the measuring instrument antenna and the closed point of any part of the device or system.

➢ **Unwanted Emission out of the restricted bands Limits**

FCC Part 15 Subpart E Paragraph 15.407(b) Limits		
Frequency (MHz)	EIRP Limit (dBm)	Equivalent Field Strength (dBuV/m@3m)
5150~5250	-27	68.3
5250~5350	-27	68.3
5470~5725	-27	68.3
5725~5850	-27 (Note1)	68.3
	-17 (Note2)	78.3

Remark:

1. For frequencies more than 10 MHz above or below the band edges.
2. For frequency range from the band edges to 10 MHz above or below the band edges.
3. uV/m = $\frac{1000000\sqrt{30 \times EIRP}}{3}$, RF Voltage (dBuV/m) = 20 log RF Voltage (uV/m)

7.4. Test Procedure

The EUT and its simulators are placed on a turn table which is 0.8 meter above ground. The turn table can rotate 360 degrees to determine the position of the maximum emission level. The EUT was positioned such that the distance from antenna to the EUT was 3 meters.

The antenna can move up and down between 1 meter and 4 meters to find out the maximum emission level.

Both horizontal and vertical polarization of the antenna are set on measurement. In order to find the maximum emission, all of the interface cables must be manipulated according to ANSI C63.10 on radiated measurement.

The bandwidth below 1GHz setting on the field strength meter is 120 KHz, above 1GHz are 1 MHz.

7.5. Uncertainty

The measurement uncertainty is defined as ± 3.65dB

7.6. Test Result

Radiated is defined as 5GHz Band4 In-Band :

Site : CB1	**Time : 2015/07/15 - 15:22**
Limit : FCC_SpartC_15.209_03M_PK	**Margin : 6**
Probe : CB1_FCC_EFS_1-18G_H2 - HORIZONTAL	**Power : AC 120V/60Hz**
EUT : Full HD Ultra-Wide View Wi-Fi Camera	**Note : 802.11a_5180MHz**

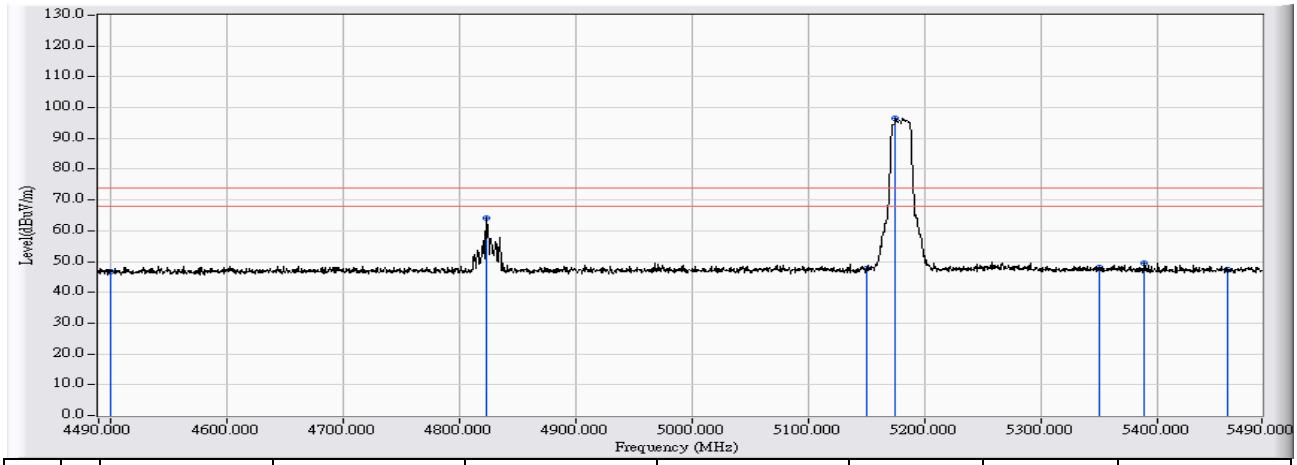

		Frequency (MHz)	Correct Factor (dB)	Reading Level (dBuV)	Measure Level (dBuV/m)	Margin (dB)	Limit (dBuV/m)	Detector Type
1		4500.000	-7.384	54.147	46.764	-27.236	74.000	PEAK
2		4822.833	-7.037	71.181	64.143	-9.857	74.000	PEAK
3		5150.000	-6.827	54.674	47.846	-26.154	74.000	PEAK
4	*	5175.157	-6.831	103.520	96.689	22.689	74.000	PEAK
5		5350.000	-6.666	54.671	48.005	-25.995	74.000	PEAK
6		5389.050	-6.593	56.096	49.502	-24.498	74.000	PEAK
7		5460.000	-6.457	53.812	47.355	-26.645	74.000	PEAK

Note:

1. All readings above 1GHz are performed with peak and/or average measurements as necessary.
2. Peak measurements: RBW = 1MHz, VBW = 1MHz, Sweep: Auto.
3. Average measurements: RBW = 1MHz, VBW = 10 Hz, Sweep: Auto.
4. " * ", means this data is the worst emission level.
5. Measurement Level = Reading Level + Correct Factor.
6. The average measurement was not performed when the peak measured data under the limit of average detection.

Site : CB1	**Time : 2015/07/15 - 15:24**
Limit : FCC_SpartC_15.209_03M_AV	**Margin : 6**
Probe : CB1_FCC_EFS_1-18G_H2 - HORIZONTAL	**Power : AC 120V/60Hz**
EUT : Full HD Ultra-Wide View Wi-Fi Camera	**Note : 802.11a_5180MHz**

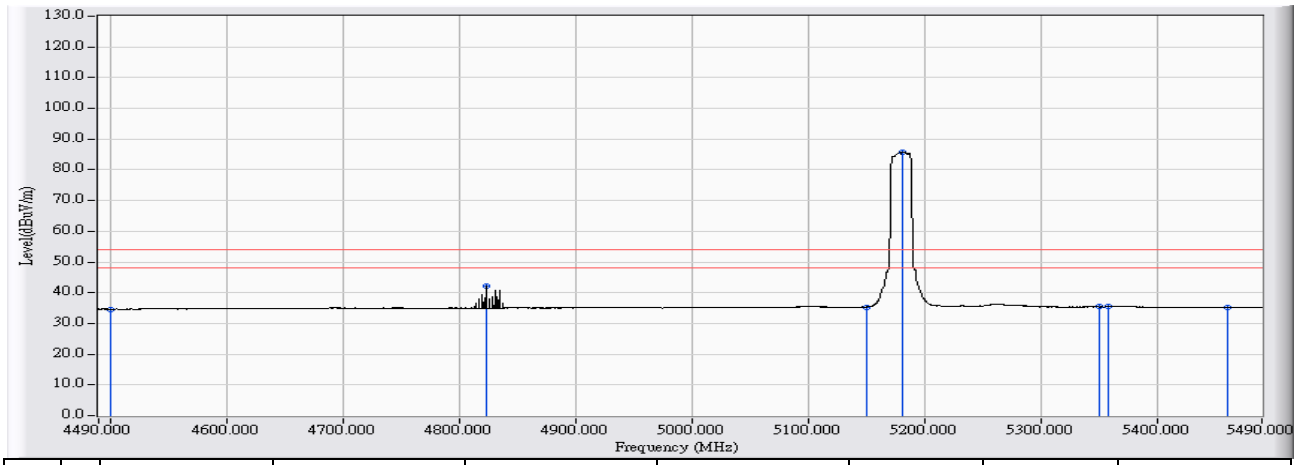

		Frequency (MHz)	Correct Factor (dB)	Reading Level (dBuV)	Measure Level (dBuV/m)	Margin (dB)	Limit (dBuV/m)	Detector Type
1		4500.000	-7.384	42.019	34.636	-19.364	54.000	AVERAGE
2		4822.833	-7.037	49.109	42.071	-11.929	54.000	AVERAGE
3		5150.000	-6.827	42.202	35.374	-18.626	54.000	AVERAGE
4	*	5181.154	-6.832	92.720	85.888	31.888	54.000	AVERAGE
5		5350.000	-6.666	42.044	35.378	-18.622	54.000	AVERAGE
6		5358.066	-6.651	42.156	35.505	-18.495	54.000	AVERAGE
7		5460.000	-6.457	41.822	35.365	-18.635	54.000	AVERAGE

Note:

1. All readings above 1GHz are performed with peak and/or average measurements as necessary.
2. Peak measurements: RBW = 1MHz, VBW = 1MHz, Sweep: Auto.
3. Average measurements: RBW = 1MHz, VBW = 10 Hz, Sweep: Auto.
4. “ * ”, means this data is the worst emission level.
5. Measurement Level = Reading Level + Correct Factor.
6. The average measurement was not performed when the peak measured data under the limit of average detection.

Site : CB1	**Time : 2015/07/15 - 15:26**
Limit : FCC_SpartC_15.209_03M_PK	**Margin : 6**
Probe : CB1_FCC_EFS_1-18G_H2 - VERTICAL	**Power : AC 120V/60Hz**
EUT : Full HD Ultra-Wide View Wi-Fi Camera	**Note : 802.11a_5180MHz**

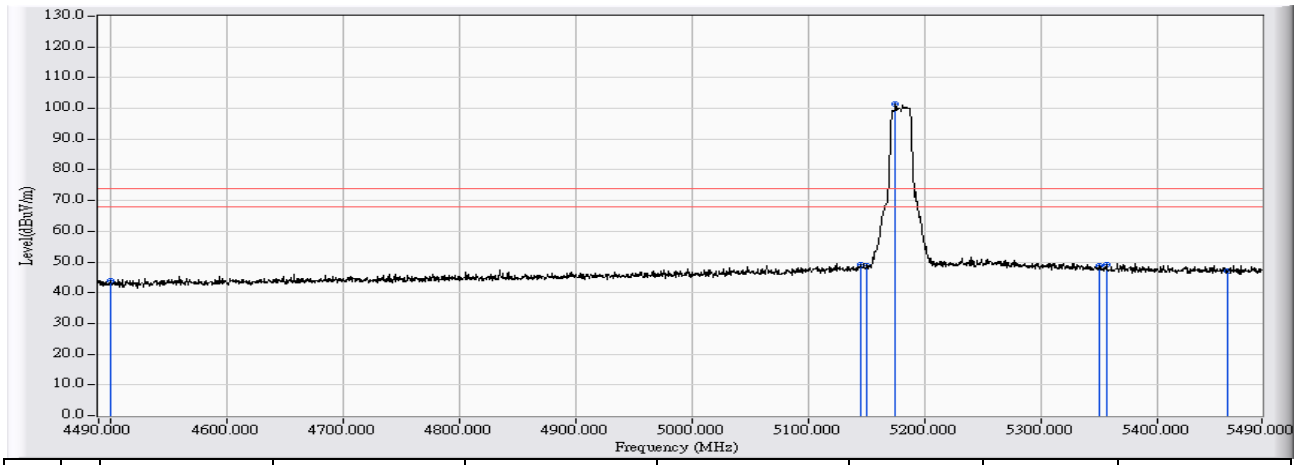

		Frequency (MHz)	Correct Factor (dB)	Reading Level (dBuV)	Measure Level (dBuV/m)	Margin (dB)	Limit (dBuV/m)	Detector Type
1		4500.000	-11.007	54.944	43.937	-30.063	74.000	PEAK
2		5144.672	-7.817	57.033	49.216	-24.784	74.000	PEAK
3		5150.000	-7.796	56.611	48.815	-25.185	74.000	PEAK
4	*	5175.157	-7.696	108.976	101.279	27.279	74.000	PEAK
5		5350.000	-7.115	55.924	48.809	-25.191	74.000	PEAK
6		5356.067	-7.097	56.379	49.282	-24.718	74.000	PEAK
7		5460.000	-6.784	53.776	46.992	-27.008	74.000	PEAK

Note:

1. All readings above 1GHz are performed with peak and/or average measurements as necessary.
2. Peak measurements: RBW = 1MHz, VBW = 1MHz, Sweep: Auto.
3. Average measurements: RBW = 1MHz, VBW = 10 Hz, Sweep: Auto.
4. “ * ”, means this data is the worst emission level.
5. Measurement Level = Reading Level + Correct Factor.
6. The average measurement was not performed when the peak measured data under the limit of average detection.

Site : CB1	**Time : 2015/07/15 - 15:29**
Limit : FCC_SpartC_15.209_03M_AV	**Margin : 6**
Probe : CB1_FCC_EFS_1-18G_H2 - VERTICAL	**Power : AC 120V/60Hz**
EUT : Full HD Ultra-Wide View Wi-Fi Camera	**Note : 802.11a_5180MHz**

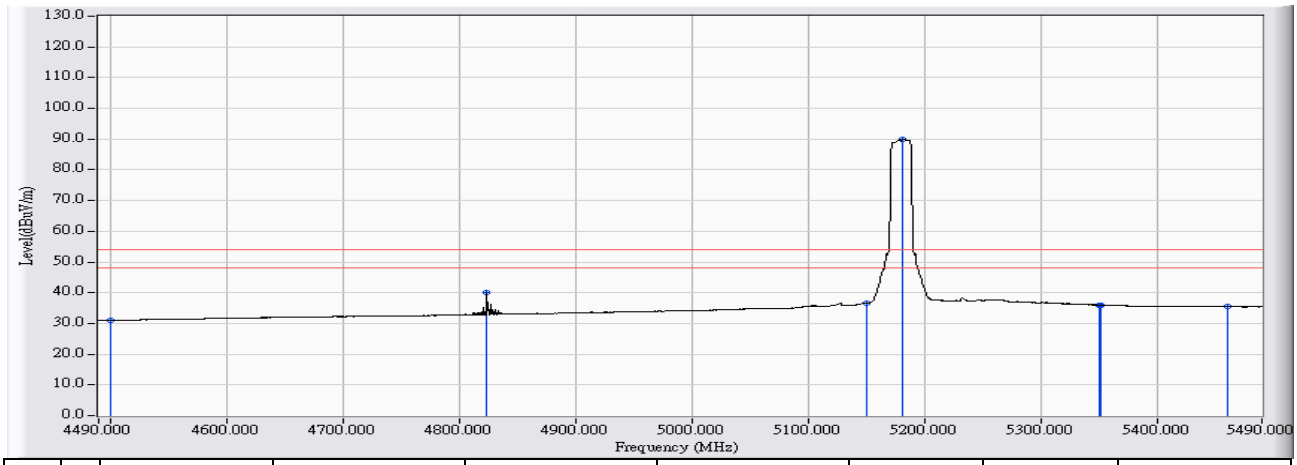

		Frequency (MHz)	Correct Factor (dB)	Reading Level (dBuV)	Measure Level (dBuV/m)	Margin (dB)	Limit (dBuV/m)	Detector Type
1		4500.000	-11.007	41.979	30.972	-23.028	54.000	AVERAGE
2		4823.833	-9.337	49.273	39.936	-14.064	54.000	AVERAGE
3		5150.000	-7.796	44.381	36.585	-17.415	54.000	AVERAGE
4	*	5181.154	-7.674	97.697	90.024	36.024	54.000	AVERAGE
5		5350.000	-7.115	43.048	35.933	-18.067	54.000	AVERAGE
6		5351.069	-7.112	43.032	35.920	-18.080	54.000	AVERAGE
7		5460.000	-6.784	42.289	35.505	-18.495	54.000	AVERAGE

Note:

1. All readings above 1GHz are performed with peak and/or average measurements as necessary.
2. Peak measurements: RBW = 1MHz, VBW = 1MHz, Sweep: Auto.
3. Average measurements: RBW = 1MHz, VBW = 10 Hz, Sweep: Auto.
4. " * ", means this data is the worst emission level.
5. Measurement Level = Reading Level + Correct Factor.
6. The average measurement was not performed when the peak measured data under the limit of average detection.

Site : CB1	**Time : 2015/07/15 - 15:34**
Limit : FCC_SpartC_15.209_03M_PK	**Margin : 6**
Probe : CB1_FCC_EFS_1-18G_H2 - HORIZONTAL	**Power : AC 120V/60Hz**
EUT : Full HD Ultra-Wide View Wi-Fi Camera	**Note : 802.11a_5220MHz**

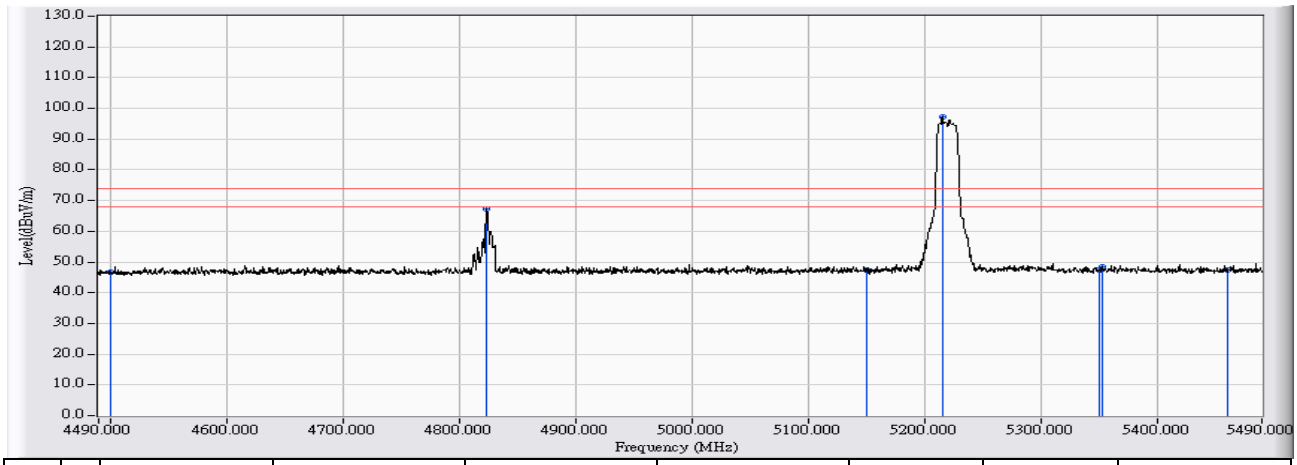

		Frequency (MHz)	Correct Factor (dB)	Reading Level (dBuV)	Measure Level (dBuV/m)	Margin (dB)	Limit (dBuV/m)	Detector Type
1		4500.000	-7.384	54.102	46.719	-27.281	74.000	PEAK
2		4823.833	-7.036	74.351	67.315	-6.685	74.000	PEAK
3		5150.000	-6.827	54.088	47.260	-26.740	74.000	PEAK
4	*	5215.137	-6.837	104.016	97.178	23.178	74.000	PEAK
5		5350.000	-6.666	54.046	47.380	-26.620	74.000	PEAK
6		5352.568	-6.662	55.196	48.535	-25.465	74.000	PEAK
7		5460.000	-6.457	53.888	47.431	-26.569	74.000	PEAK

Note:

1. All readings above 1GHz are performed with peak and/or average measurements as necessary.
2. Peak measurements: RBW = 1MHz, VBW = 1MHz, Sweep: Auto.
3. Average measurements: RBW = 1MHz, VBW = 10 Hz, Sweep: Auto.
4. “ * ”, means this data is the worst emission level.
5. Measurement Level = Reading Level + Correct Factor.
6. The average measurement was not performed when the peak measured data under the limit of average detection.

Site : CB1	**Time : 2015/07/15 - 15:36**
Limit : FCC_SpartC_15.209_03M_AV	**Margin : 6**
Probe : CB1_FCC_EFS_1-18G_H2 - HORIZONTAL	**Power : AC 120V/60Hz**
EUT : Full HD Ultra-Wide View Wi-Fi Camera	**Note : 802.11a_5220MHz**

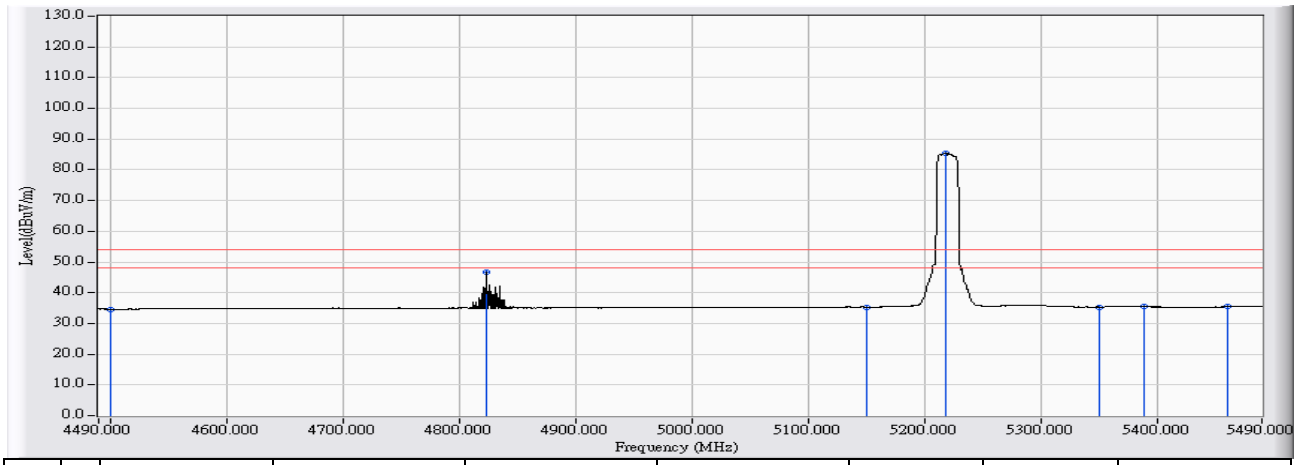

		Frequency (MHz)	Correct Factor (dB)	Reading Level (dBuV)	Measure Level (dBuV/m)	Margin (dB)	Limit (dBuV/m)	Detector Type
1		4500.000	-7.384	42.022	34.639	-19.361	54.000	AVERAGE
2		4823.833	-7.036	53.718	46.682	-7.318	54.000	AVERAGE
3		5150.000	-6.827	42.150	35.322	-18.678	54.000	AVERAGE
4	*	5218.136	-6.838	92.268	85.430	31.430	54.000	AVERAGE
5		5350.000	-6.666	42.011	35.345	-18.655	54.000	AVERAGE
6		5389.050	-6.593	42.074	35.480	-18.520	54.000	AVERAGE
7		5460.000	-6.457	41.872	35.415	-18.585	54.000	AVERAGE

Note:

1. All readings above 1GHz are performed with peak and/or average measurements as necessary.
2. Peak measurements: RBW = 1MHz, VBW = 1MHz, Sweep: Auto.
3. Average measurements: RBW = 1MHz, VBW = 10 Hz, Sweep: Auto.
4. “ * ”, means this data is the worst emission level.
5. Measurement Level = Reading Level + Correct Factor.
6. The average measurement was not performed when the peak measured data under the limit of average detection.

Site : CB1	**Time : 2015/07/15 - 15:42**
Limit : FCC_SpartC_15.209_03M_PK	**Margin : 6**
Probe : CB1_FCC_EFS_1-18G_H2 - VERTICAL	**Power : AC 120V/60Hz**
EUT : Full HD Ultra-Wide View Wi-Fi Camera	**Note : 802.11a_5220MHz**

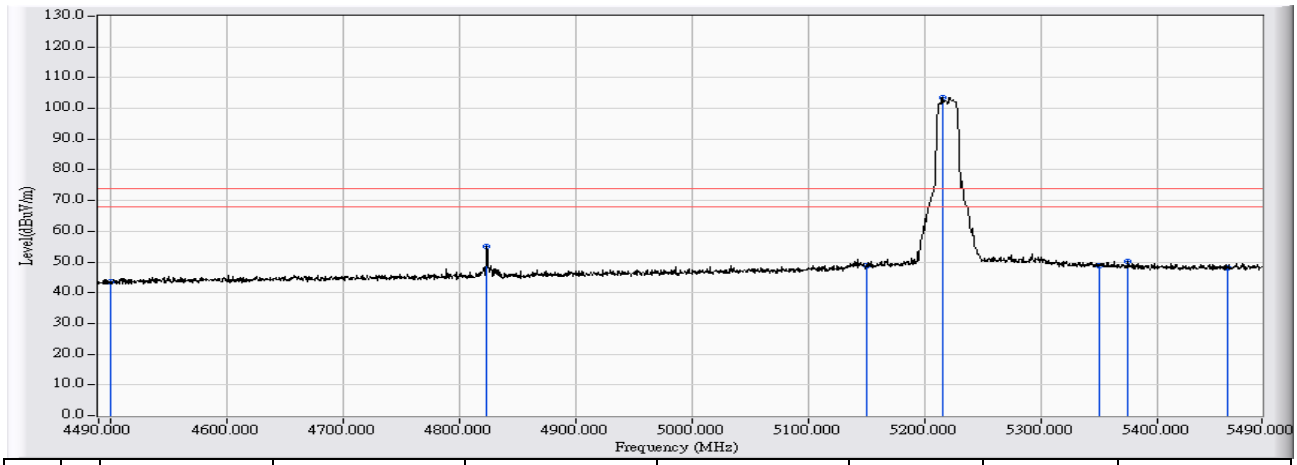

		Frequency (MHz)	Correct Factor (dB)	Reading Level (dBuV)	Measure Level (dBuV/m)	Margin (dB)	Limit (dBuV/m)	Detector Type
1		4500.000	-11.007	54.438	43.431	-30.569	74.000	PEAK
2		4823.833	-9.337	64.344	55.007	-18.993	74.000	PEAK
3		5150.000	-7.796	56.597	48.801	-25.199	74.000	PEAK
4	*	5215.137	-7.540	111.224	103.684	29.684	74.000	PEAK
5		5350.000	-7.115	55.828	48.713	-25.287	74.000	PEAK
6		5375.057	-7.041	57.199	50.158	-23.842	74.000	PEAK
7		5460.000	-6.784	55.047	48.263	-25.737	74.000	PEAK

Note:

1. All readings above 1GHz are performed with peak and/or average measurements as necessary.
2. Peak measurements: RBW = 1MHz, VBW = 1MHz, Sweep: Auto.
3. Average measurements: RBW = 1MHz, VBW = 10 Hz, Sweep: Auto.
4. “ * ”, means this data is the worst emission level.
5. Measurement Level = Reading Level + Correct Factor.
6. The average measurement was not performed when the peak measured data under the limit of average detection.

Site : CB1	**Time : 2015/07/15 - 15:44**
Limit : FCC_SpartC_15.209_03M_AV	**Margin : 6**
Probe : CB1_FCC_EFS_1-18G_H2 - VERTICAL	**Power : AC 120V/60Hz**
EUT : Full HD Ultra-Wide View Wi-Fi Camera	**Note : 802.11a_5220MHz**

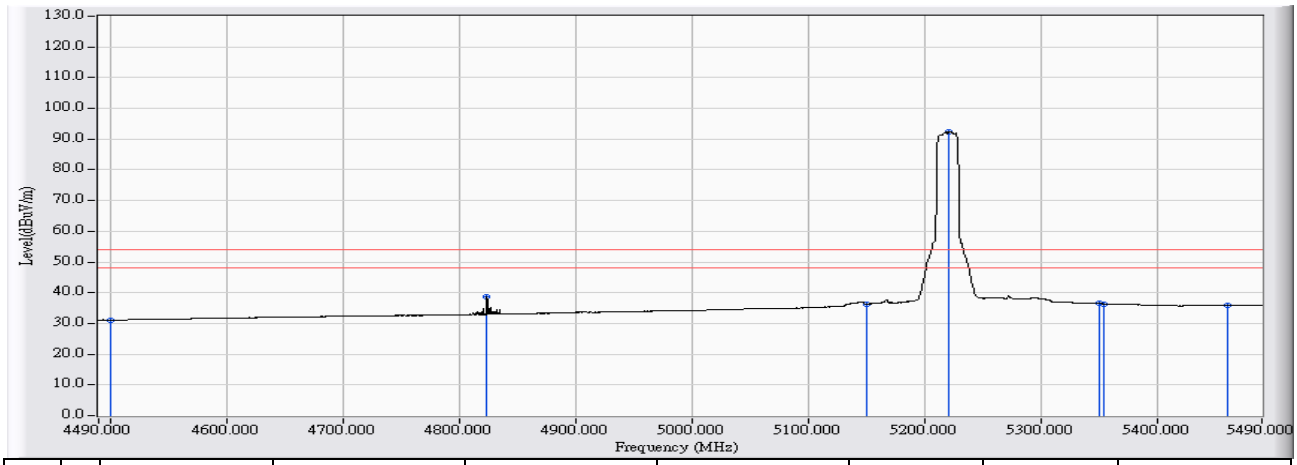

		Frequency (MHz)	Correct Factor (dB)	Reading Level (dBuV)	Measure Level (dBuV/m)	Margin (dB)	Limit (dBuV/m)	Detector Type
1		4500.000	-11.007	42.141	31.134	-22.866	54.000	AVERAGE
2		4823.333	-9.340	47.854	38.514	-15.486	54.000	AVERAGE
3		5150.000	-7.796	44.054	36.258	-17.742	54.000	AVERAGE
4	*	5221.134	-7.517	99.979	92.462	38.462	54.000	AVERAGE
5		5350.000	-7.115	43.617	36.502	-17.498	54.000	AVERAGE
6		5353.568	-7.105	43.502	36.398	-17.602	54.000	AVERAGE
7		5460.000	-6.784	42.650	35.866	-18.134	54.000	AVERAGE

Note:

1. All readings above 1GHz are performed with peak and/or average measurements as necessary.
2. Peak measurements: RBW = 1MHz, VBW = 1MHz, Sweep: Auto.
3. Average measurements: RBW = 1MHz, VBW = 10 Hz, Sweep: Auto.
4. " * ", means this data is the worst emission level.
5. Measurement Level = Reading Level + Correct Factor.
6. The average measurement was not performed when the peak measured data under the limit of average detection.

Site : CB1	**Time : 2015/07/15 - 16:00**
Limit : FCC_SpartC_15.209_03M_PK	**Margin : 6**
Probe : CB1_FCC_EFS_1-18G_H2 - HORIZONTAL	**Power : AC 120V/60Hz**
EUT : Full HD Ultra-Wide View Wi-Fi Camera	**Note : 802.11a_5240MHz**

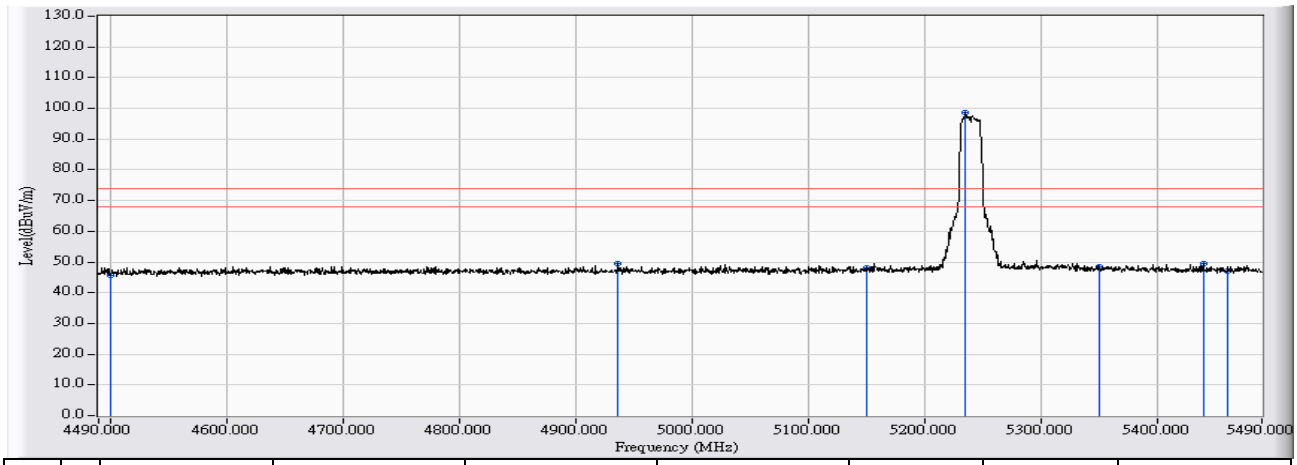

		Frequency (MHz)	Correct Factor (dB)	Reading Level (dBuV)	Measure Level (dBuV/m)	Margin (dB)	Limit (dBuV/m)	Detector Type
1		4500.000	-7.384	53.116	45.733	-28.267	74.000	PEAK
2		4936.776	-6.897	56.467	49.569	-24.431	74.000	PEAK
3		5150.000	-6.827	54.960	48.132	-25.868	74.000	PEAK
4	*	5235.127	-6.841	105.466	98.624	24.624	74.000	PEAK
5		5350.000	-6.666	54.943	48.277	-25.723	74.000	PEAK
6		5440.025	-6.496	56.030	49.534	-24.466	74.000	PEAK
7		5460.000	-6.457	53.607	47.150	-26.850	74.000	PEAK

Note:

1. All readings above 1GHz are performed with peak and/or average measurements as necessary.
2. Peak measurements: RBW = 1MHz, VBW = 1MHz, Sweep: Auto.
3. Average measurements: RBW = 1MHz, VBW = 10 Hz, Sweep: Auto.
4. “ * ”, means this data is the worst emission level.
5. Measurement Level = Reading Level + Correct Factor.
6. The average measurement was not performed when the peak measured data under the limit of average detection.

Site : CB1	**Time : 2015/07/15 - 16:02**
Limit : FCC_SpartC_15.209_03M_AV	**Margin : 6**
Probe : CB1_FCC_EFS_1-18G_H2 - HORIZONTAL	**Power : AC 120V/60Hz**
EUT : Full HD Ultra-Wide View Wi-Fi Camera	**Note : 802.11a_5240MHz**

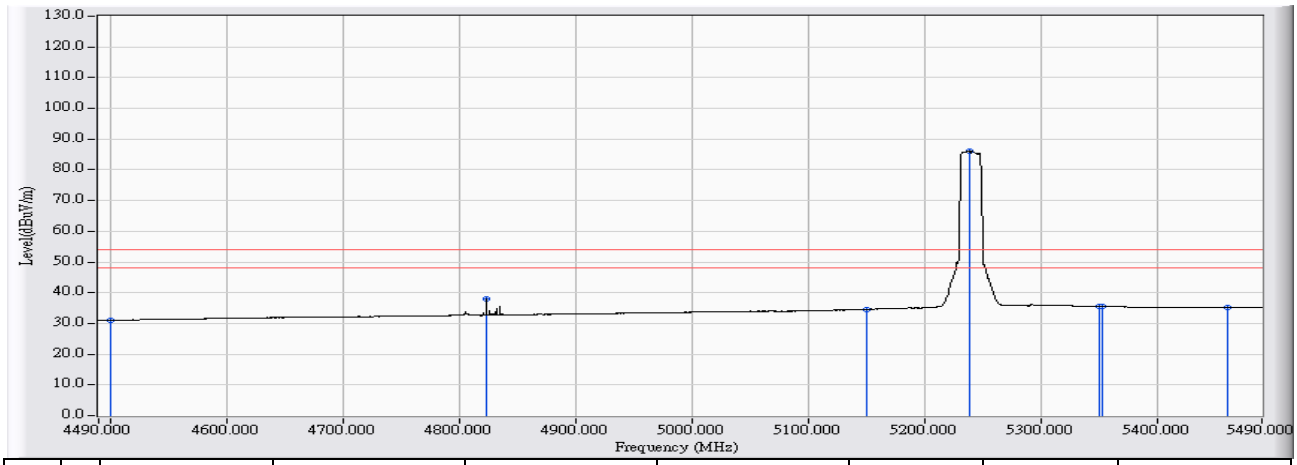

		Frequency (MHz)	Correct Factor (dB)	Reading Level (dBuV)	Measure Level (dBuV/m)	Margin (dB)	Limit (dBuV/m)	Detector Type
1		4500.000	-11.007	42.072	31.065	-22.935	54.000	AVERAGE
2		4823.333	-9.340	47.348	38.008	-15.992	54.000	AVERAGE
3		5150.000	-7.796	42.355	34.559	-19.441	54.000	AVERAGE
4	*	5238.126	-7.452	93.676	86.225	32.225	54.000	AVERAGE
5		5350.000	-7.115	42.605	35.490	-18.510	54.000	AVERAGE
6		5353.068	-7.106	42.620	35.514	-18.486	54.000	AVERAGE
7		5460.000	-6.784	41.950	35.166	-18.834	54.000	AVERAGE

Note:

1. All readings above 1GHz are performed with peak and/or average measurements as necessary.
2. Peak measurements: RBW = 1MHz, VBW = 1MHz, Sweep: Auto.
3. Average measurements: RBW = 1MHz, VBW = 10 Hz, Sweep: Auto.
4. " * ", means this data is the worst emission level.
5. Measurement Level = Reading Level + Correct Factor.
6. The average measurement was not performed when the peak measured data under the limit of average detection.

Site : CB1	**Time : 2015/07/15 - 16:07**
Limit : FCC_SpartC_15.209_03M_PK	**Margin : 6**
Probe : CB1_FCC_EFS_1-18G_H2 - VERTICAL	**Power : AC 120V/60Hz**
EUT : Full HD Ultra-Wide View Wi-Fi Camera	**Note : 802.11a_5240MHz**

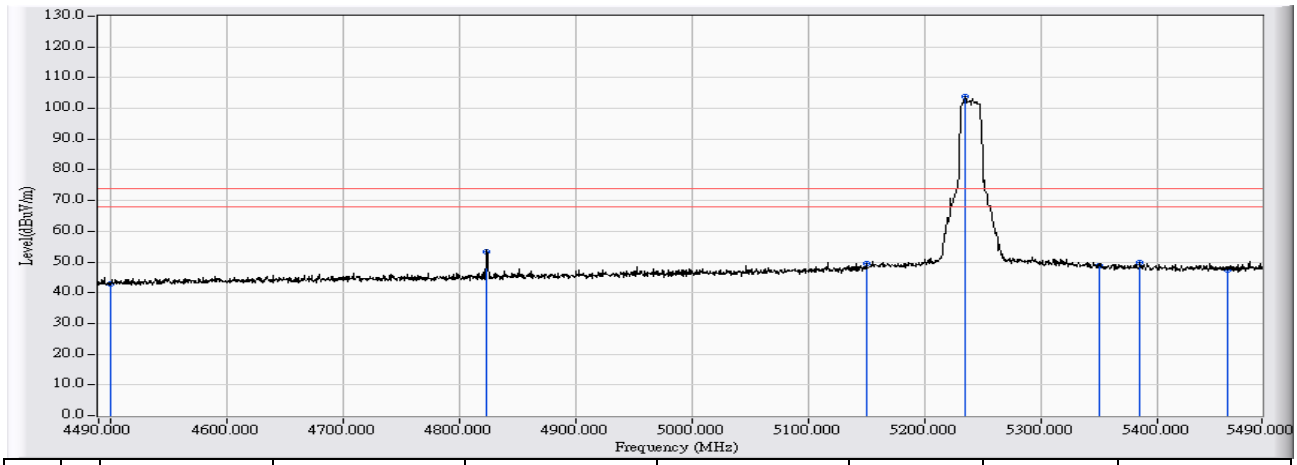

		Frequency (MHz)	Correct Factor (dB)	Reading Level (dBuV)	Measure Level (dBuV/m)	Margin (dB)	Limit (dBuV/m)	Detector Type
1		4500.000	-11.007	53.811	42.804	-31.196	74.000	PEAK
2		4823.333	-9.340	62.702	53.362	-20.638	74.000	PEAK
3		5150.000	-7.796	57.225	49.429	-24.571	74.000	PEAK
4	*	5235.127	-7.462	111.354	103.891	29.891	74.000	PEAK
5		5350.000	-7.115	55.980	48.865	-25.135	74.000	PEAK
6		5385.052	-7.012	56.783	49.772	-24.228	74.000	PEAK
7		5460.000	-6.784	54.292	47.508	-26.492	74.000	PEAK

Note:

1. All readings above 1GHz are performed with peak and/or average measurements as necessary.
2. Peak measurements: RBW = 1MHz, VBW = 1MHz, Sweep: Auto.
3. Average measurements: RBW = 1MHz, VBW = 10 Hz, Sweep: Auto.
4. " * ", means this data is the worst emission level.
5. Measurement Level = Reading Level + Correct Factor.
6. The average measurement was not performed when the peak measured data under the limit of average detection.

Site : CB1	**Time : 2015/07/15 - 16:09**
Limit : FCC_SpartC_15.209_03M_AV	**Margin : 6**
Probe : CB1_FCC_EFS_1-18G_H2 - VERTICAL	**Power : AC 120V/60Hz**
EUT : Full HD Ultra-Wide View Wi-Fi Camera	**Note : 802.11a_5240MHz**

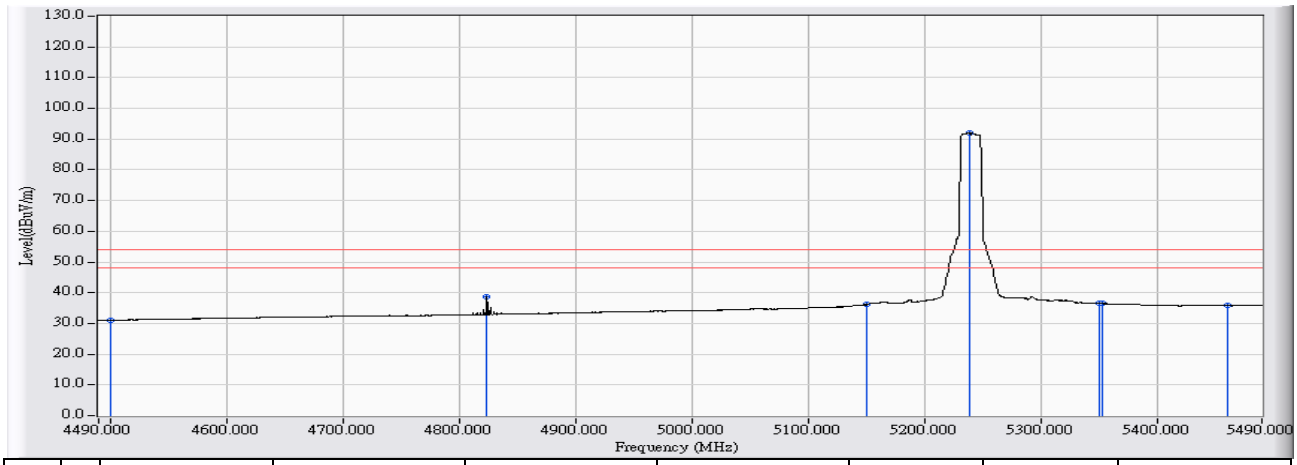

		Frequency (MHz)	Correct Factor (dB)	Reading Level (dBuV)	Measure Level (dBuV/m)	Margin (dB)	Limit (dBuV/m)	Detector Type
1		4500.000	-11.007	42.086	31.079	-22.921	54.000	AVERAGE
2		4823.833	-9.337	48.048	38.711	-15.289	54.000	AVERAGE
3		5150.000	-7.796	43.877	36.081	-17.919	54.000	AVERAGE
4	*	5238.626	-7.449	99.557	92.108	38.108	54.000	AVERAGE
5		5350.000	-7.115	43.639	36.524	-17.476	54.000	AVERAGE
6		5352.569	-7.108	43.609	36.502	-17.498	54.000	AVERAGE
7		5460.000	-6.784	42.580	35.796	-18.204	54.000	AVERAGE

Note:

1. All readings above 1GHz are performed with peak and/or average measurements as necessary.
2. Peak measurements: RBW = 1MHz, VBW = 1MHz, Sweep: Auto.
3. Average measurements: RBW = 1MHz, VBW = 10 Hz, Sweep: Auto.
4. " * ", means this data is the worst emission level.
5. Measurement Level = Reading Level + Correct Factor.
6. The average measurement was not performed when the peak measured data under the limit of average detection.

Site : CB1	**Time : 2015/07/15 - 16:14**
Limit : FCC_SpartC_15.209_03M_PK	**Margin : 6**
Probe : CB1_FCC_EFS_1-18G_H2 - HORIZONTAL	**Power : AC 120V/60Hz**
EUT : Full HD Ultra-Wide View Wi-Fi Camera	**Note : 802.11n20_5180MHz**

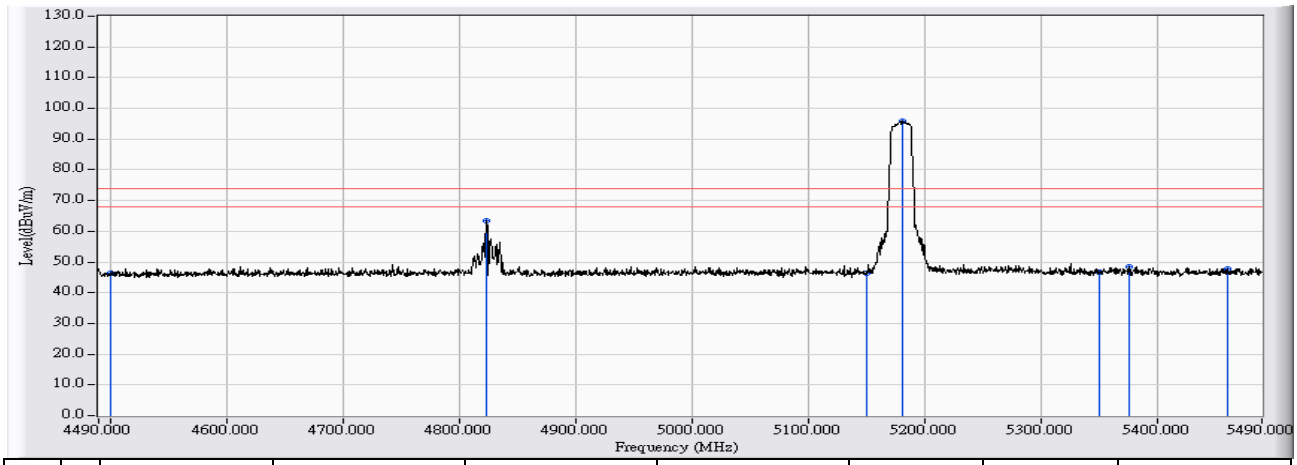

		Frequency (MHz)	Correct Factor (dB)	Reading Level (dBuV)	Measure Level (dBuV/m)	Margin (dB)	Limit (dBuV/m)	Detector Type
1		4500.000	-7.384	53.564	46.181	-27.819	74.000	PEAK
2		4822.833	-7.037	70.543	63.505	-10.495	74.000	PEAK
3		5150.000	-6.827	53.302	46.474	-27.526	74.000	PEAK
4	*	5181.154	-6.832	102.563	95.731	21.731	74.000	PEAK
5		5350.000	-6.666	53.287	46.621	-27.379	74.000	PEAK
6		5375.557	-6.619	55.056	48.437	-25.563	74.000	PEAK
7		5460.000	-6.457	54.326	47.869	-26.131	74.000	PEAK

Note:

1. All readings above 1GHz are performed with peak and/or average measurements as necessary.
2. Peak measurements: RBW = 1MHz, VBW = 1MHz, Sweep: Auto.
3. Average measurements: RBW = 1MHz, VBW = 10 Hz, Sweep: Auto.
4. “ * ”, means this data is the worst emission level.
5. Measurement Level = Reading Level + Correct Factor.
6. The average measurement was not performed when the peak measured data under the limit of average detection.

Site : CB1	**Time : 2015/07/15 - 16:17**
Limit : FCC_SpartC_15.209_03M_AV	**Margin : 6**
Probe : CB1_FCC_EFS_1-18G_H2 - HORIZONTAL	**Power : AC 120V/60Hz**
EUT : Full HD Ultra-Wide View Wi-Fi Camera	**Note : 802.11n20_5180MHz**

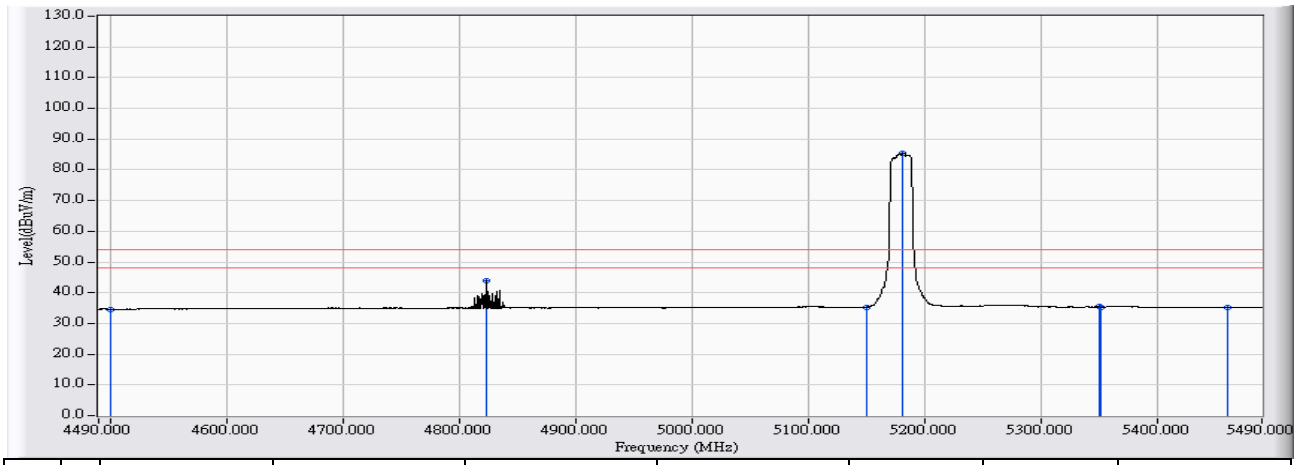

		Frequency (MHz)	Correct Factor (dB)	Reading Level (dBuV)	Measure Level (dBuV/m)	Margin (dB)	Limit (dBuV/m)	Detector Type
1		4500.000	-7.384	42.000	34.617	-19.383	54.000	AVERAGE
2		4822.833	-7.037	50.836	43.798	-10.202	54.000	AVERAGE
3		5150.000	-6.827	42.196	35.368	-18.632	54.000	AVERAGE
4	*	5181.154	-6.832	92.184	85.352	31.352	54.000	AVERAGE
5		5350.000	-6.666	42.042	35.376	-18.624	54.000	AVERAGE
6		5351.069	-6.665	42.002	35.338	-18.662	54.000	AVERAGE
7		5460.000	-6.457	41.700	35.243	-18.757	54.000	AVERAGE

Note:

1. All readings above 1GHz are performed with peak and/or average measurements as necessary.
2. Peak measurements: RBW = 1MHz, VBW = 1MHz, Sweep: Auto.
3. Average measurements: RBW = 1MHz, VBW = 10 Hz, Sweep: Auto.
4. “ * ”, means this data is the worst emission level.
5. Measurement Level = Reading Level + Correct Factor.
6. The average measurement was not performed when the peak measured data under the limit of average detection.

Site : CB1	**Time : 2015/07/15 - 16:22**
Limit : FCC_SpartC_15.209_03M_PK	**Margin : 6**
Probe : CB1_FCC_EFS_1-18G_H2 - VERTICAL	**Power : AC 120V/60Hz**
EUT : Full HD Ultra-Wide View Wi-Fi Camera	**Note : 802.11n20_5180MHz**

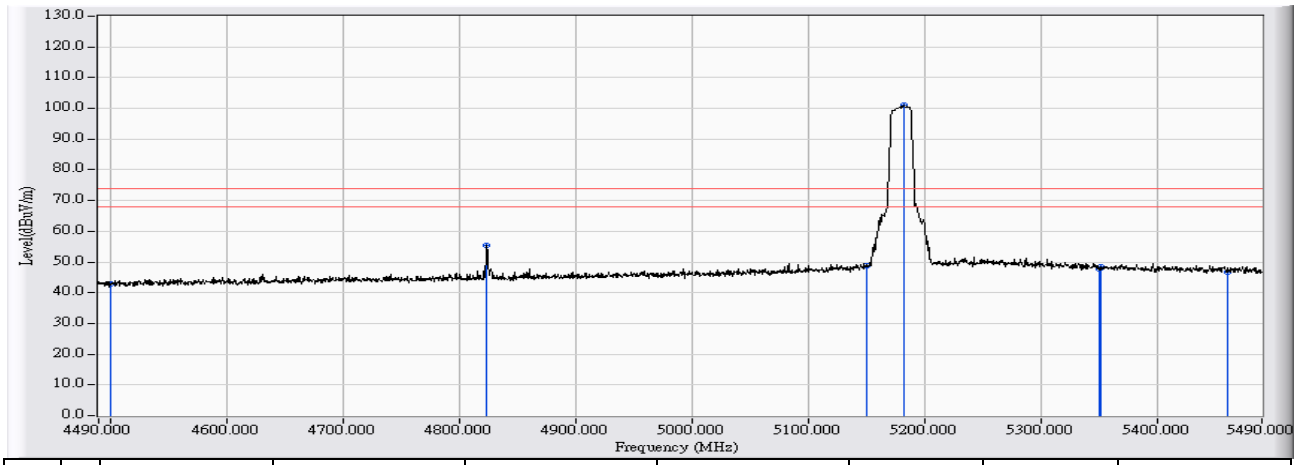

		Frequency (MHz)	Correct Factor (dB)	Reading Level (dBuV)	Measure Level (dBuV/m)	Margin (dB)	Limit (dBuV/m)	Detector Type
1		4500.000	-11.007	53.883	42.876	-31.124	74.000	PEAK
2		4823.333	-9.340	64.681	55.341	-18.659	74.000	PEAK
3		5150.000	-7.796	56.654	48.858	-25.142	74.000	PEAK
4	*	5182.654	-7.668	108.635	100.968	26.968	74.000	PEAK
5		5350.000	-7.115	54.717	47.602	-26.398	74.000	PEAK
6		5351.569	-7.110	55.612	48.502	-25.498	74.000	PEAK
7		5460.000	-6.784	53.550	46.766	-27.234	74.000	PEAK

Note:

1. All readings above 1GHz are performed with peak and/or average measurements as necessary.
2. Peak measurements: RBW = 1MHz, VBW = 1MHz, Sweep: Auto.
3. Average measurements: RBW = 1MHz, VBW = 10 Hz, Sweep: Auto.
4. “ * ”, means this data is the worst emission level.
5. Measurement Level = Reading Level + Correct Factor.
6. The average measurement was not performed when the peak measured data under the limit of average detection.

Site : CB1	**Time : 2015/07/15 - 16:24**
Limit : FCC_SpartC_15.209_03M_AV	**Margin : 6**
Probe : CB1_FCC_EFS_1-18G_H2 - VERTICAL	**Power : AC 120V/60Hz**
EUT : Full HD Ultra-Wide View Wi-Fi Camera	**Note : 802.11n20_5180MHz**

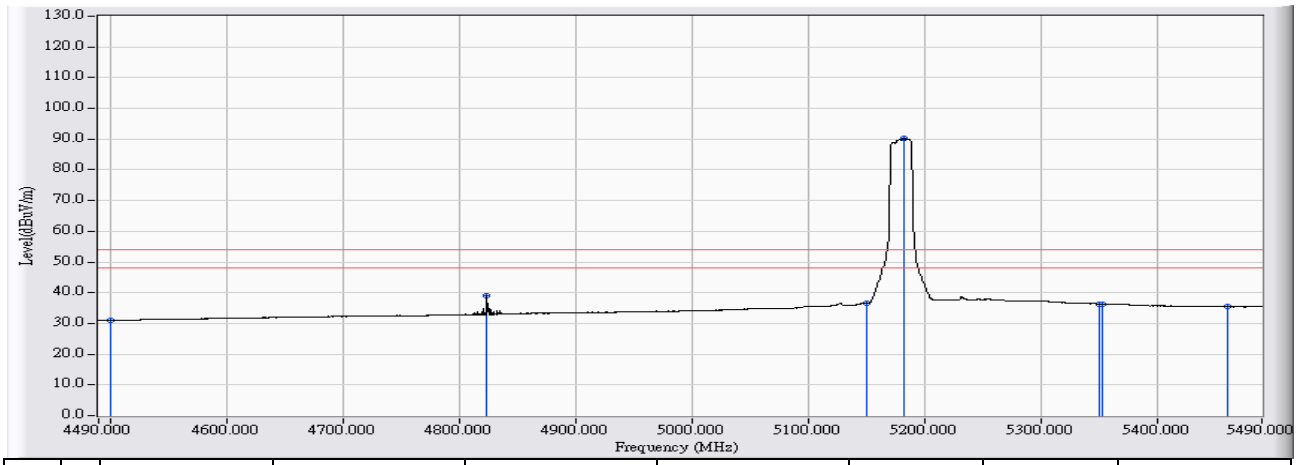

		Frequency (MHz)	Correct Factor (dB)	Reading Level (dBuV)	Measure Level (dBuV/m)	Margin (dB)	Limit (dBuV/m)	Detector Type
1		4500.000	-11.007	41.983	30.976	-23.024	54.000	AVERAGE
2		4823.333	-9.340	48.356	39.016	-14.984	54.000	AVERAGE
3		5150.000	-7.796	44.398	36.602	-17.398	54.000	AVERAGE
4	*	5182.653	-7.668	97.998	90.331	36.331	54.000	AVERAGE
5		5350.000	-7.115	43.447	36.332	-17.668	54.000	AVERAGE
6		5352.568	-7.108	43.364	36.257	-17.743	54.000	AVERAGE
7		5460.000	-6.784	42.237	35.453	-18.547	54.000	AVERAGE

Note:

1. All readings above 1GHz are performed with peak and/or average measurements as necessary.
2. Peak measurements: RBW = 1MHz, VBW = 1MHz, Sweep: Auto.
3. Average measurements: RBW = 1MHz, VBW = 10 Hz, Sweep: Auto.
4. “ * ”, means this data is the worst emission level.
5. Measurement Level = Reading Level + Correct Factor.
6. The average measurement was not performed when the peak measured data under the limit of average detection.

Site : CB1	**Time : 2015/07/15 - 16:28**
Limit : FCC_SpartC_15.209_03M_PK	**Margin : 6**
Probe : CB1_FCC_EFS_1-18G_H2 - HORIZONTAL	**Power : AC 120V/60Hz**
EUT : Full HD Ultra-Wide View Wi-Fi Camera	**Note : 802.11n20_5220MHz**

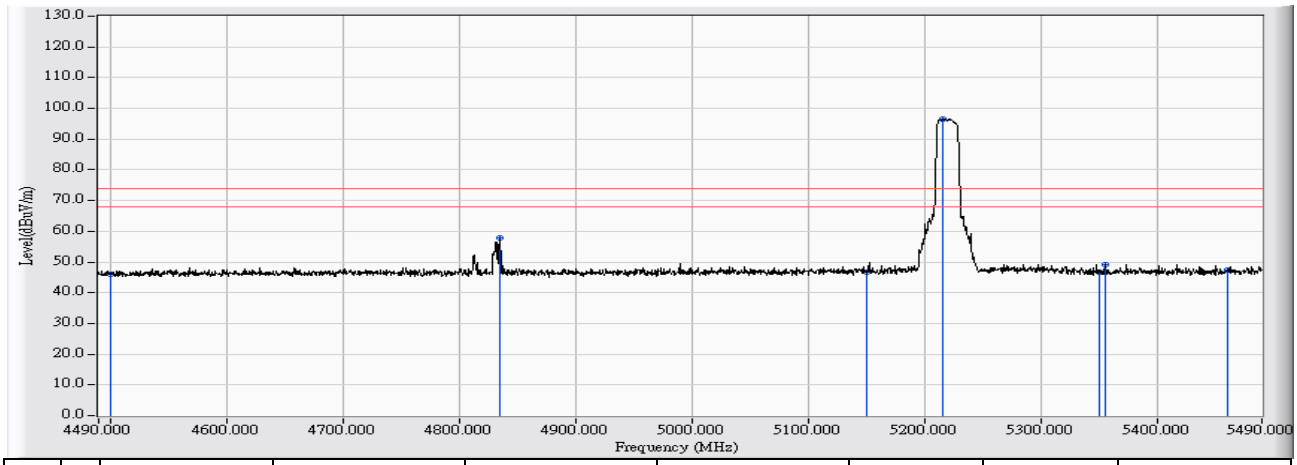

		Frequency (MHz)	Correct Factor (dB)	Reading Level (dBuV)	Measure Level (dBuV/m)	Margin (dB)	Limit (dBuV/m)	Detector Type
1		4500.000	-7.384	53.349	45.966	-28.034	74.000	PEAK
2		4834.828	-7.022	64.757	57.734	-16.266	74.000	PEAK
3		5150.000	-6.827	53.588	46.760	-27.240	74.000	PEAK
4	*	5215.137	-6.837	103.396	96.558	22.558	74.000	PEAK
5		5350.000	-6.666	53.283	46.617	-27.383	74.000	PEAK
6		5355.567	-6.656	55.819	49.163	-24.837	74.000	PEAK
7		5460.000	-6.457	53.899	47.442	-26.558	74.000	PEAK

Note:

1. All readings above 1GHz are performed with peak and/or average measurements as necessary.
2. Peak measurements: RBW = 1MHz, VBW = 1MHz, Sweep: Auto.
3. Average measurements: RBW = 1MHz, VBW = 10 Hz, Sweep: Auto.
4. “ * ”, means this data is the worst emission level.
5. Measurement Level = Reading Level + Correct Factor.
6. The average measurement was not performed when the peak measured data under the limit of average detection.

Site : CB1	**Time : 2015/07/15 - 16:30**
Limit : FCC_SpartC_15.209_03M_AV	**Margin : 6**
Probe : CB1_FCC_EFS_1-18G_H2 - HORIZONTAL	**Power : AC 120V/60Hz**
EUT : Full HD Ultra-Wide View Wi-Fi Camera	**Note : 802.11n20_5220MHz**

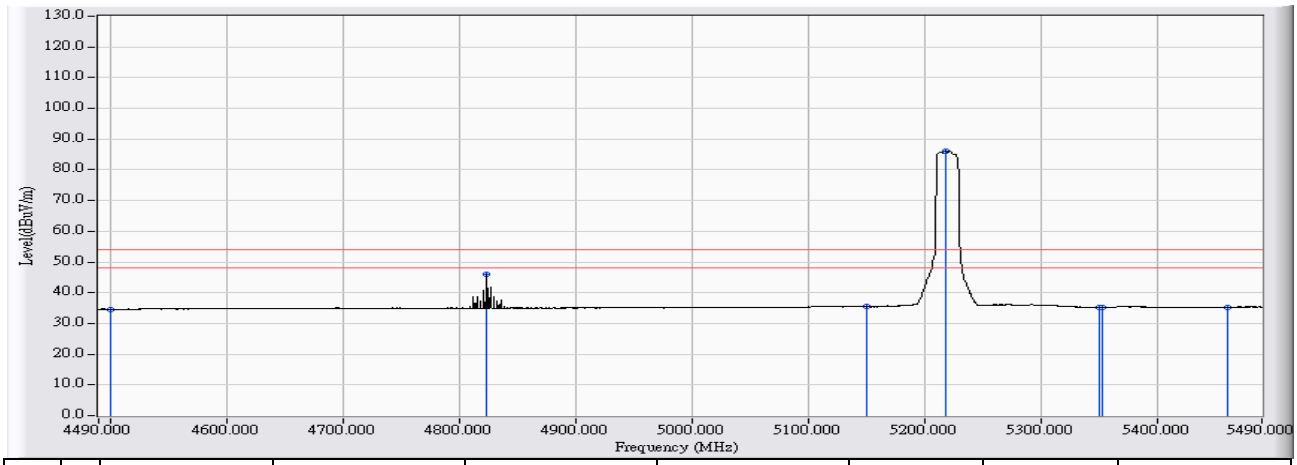

		Frequency (MHz)	Correct Factor (dB)	Reading Level (dBuV)	Measure Level (dBuV/m)	Margin (dB)	Limit (dBuV/m)	Detector Type
1		4500.000	-7.384	42.001	34.618	-19.382	54.000	AVERAGE
2		4823.833	-7.036	52.987	45.951	-8.049	54.000	AVERAGE
3		5150.000	-6.827	42.226	35.398	-18.602	54.000	AVERAGE
4	*	5218.136	-6.838	93.017	86.179	32.179	54.000	AVERAGE
5		5350.000	-6.666	41.954	35.288	-18.712	54.000	AVERAGE
6		5352.569	-6.662	41.942	35.281	-18.719	54.000	AVERAGE
7		5460.000	-6.457	41.815	35.358	-18.642	54.000	AVERAGE

Note:

1. All readings above 1GHz are performed with peak and/or average measurements as necessary.
2. Peak measurements: RBW = 1MHz, VBW = 1MHz, Sweep: Auto.
3. Average measurements: RBW = 1MHz, VBW = 10 Hz, Sweep: Auto.
4. “ * ”, means this data is the worst emission level.
5. Measurement Level = Reading Level + Correct Factor.
6. The average measurement was not performed when the peak measured data under the limit of average detection.

Site : CB1	**Time : 2015/07/15 - 16:34**
Limit : FCC_SpartC_15.209_03M_PK	**Margin : 6**
Probe : CB1_FCC_EFS_1-18G_H2 - VERTICAL	**Power : AC 120V/60Hz**
EUT : Full HD Ultra-Wide View Wi-Fi Camera	**Note : 802.11n20_5220MHz**

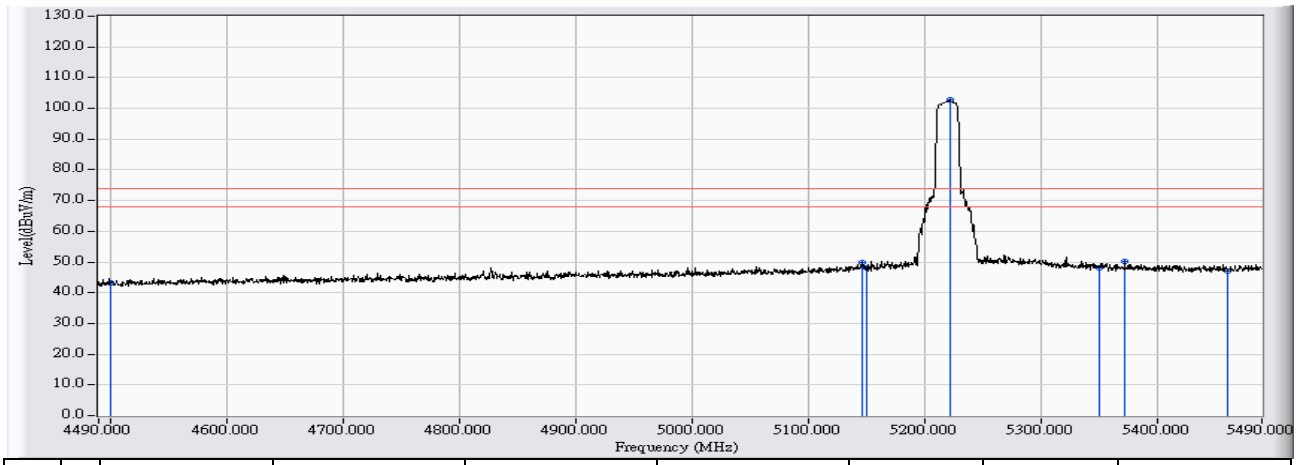

		Frequency (MHz)	Correct Factor (dB)	Reading Level (dBuV)	Measure Level (dBuV/m)	Margin (dB)	Limit (dBuV/m)	Detector Type
1		4500.000	-11.007	54.146	43.139	-30.861	74.000	PEAK
2		5146.172	-7.812	57.526	49.715	-24.285	74.000	PEAK
3		5150.000	-7.796	55.970	48.174	-25.826	74.000	PEAK
4	*	5222.634	-7.511	110.415	102.904	28.904	74.000	PEAK
5		5350.000	-7.115	55.119	48.004	-25.996	74.000	PEAK
6		5372.059	-7.049	57.097	50.047	-23.953	74.000	PEAK
7		5460.000	-6.784	53.750	46.966	-27.034	74.000	PEAK

Note:

1. All readings above 1GHz are performed with peak and/or average measurements as necessary.
2. Peak measurements: RBW = 1MHz, VBW = 1MHz, Sweep: Auto.
3. Average measurements: RBW = 1MHz, VBW = 10 Hz, Sweep: Auto.
4. “ * ”, means this data is the worst emission level.
5. Measurement Level = Reading Level + Correct Factor.
6. The average measurement was not performed when the peak measured data under the limit of average detection.

Site : CB1	**Time : 2015/07/15 - 16:37**
Limit : FCC_SpartC_15.209_03M_AV	**Margin : 6**
Probe : CB1_FCC_EFS_1-18G_H2 - VERTICAL	**Power : AC 120V/60Hz**
EUT : Full HD Ultra-Wide View Wi-Fi Camera	**Note : 802.11n20_5220MHz**

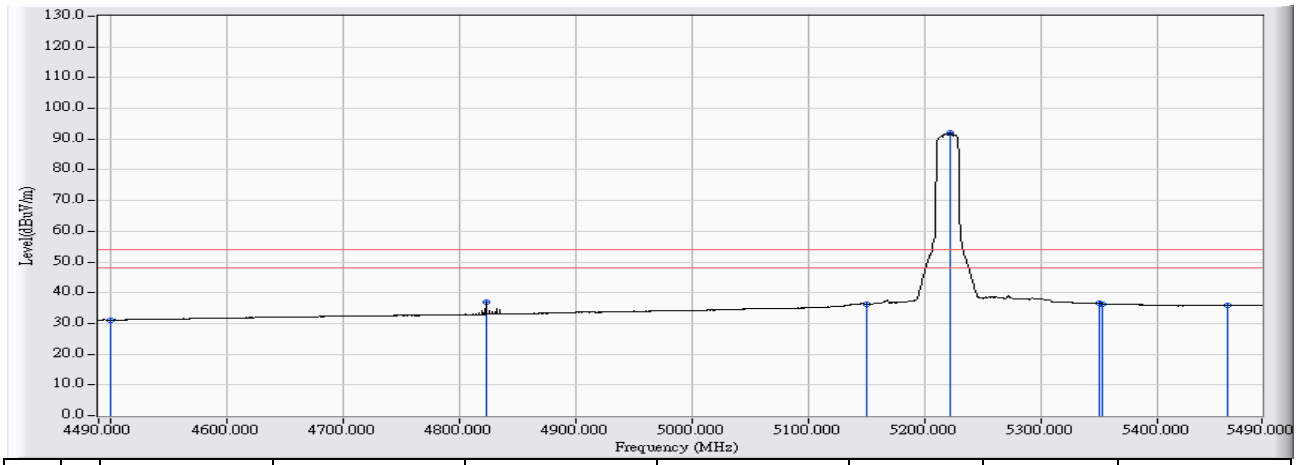

		Frequency (MHz)	Correct Factor (dB)	Reading Level (dBuV)	Measure Level (dBuV/m)	Margin (dB)	Limit (dBuV/m)	Detector Type
1		4500.000	-11.007	42.157	31.150	-22.850	54.000	AVERAGE
2		4822.833	-9.342	46.145	36.803	-17.197	54.000	AVERAGE
3		5150.000	-7.796	44.047	36.251	-17.749	54.000	AVERAGE
4	*	5222.634	-7.511	99.448	91.937	37.937	54.000	AVERAGE
5		5350.000	-7.115	43.584	36.469	-17.531	54.000	AVERAGE
6		5352.568	-7.108	43.517	36.410	-17.590	54.000	AVERAGE
7		5460.000	-6.784	42.623	35.839	-18.161	54.000	AVERAGE

Note:

1. All readings above 1GHz are performed with peak and/or average measurements as necessary.
2. Peak measurements: RBW = 1MHz, VBW = 1MHz, Sweep: Auto.
3. Average measurements: RBW = 1MHz, VBW = 10 Hz, Sweep: Auto.
4. " * ", means this data is the worst emission level.
5. Measurement Level = Reading Level + Correct Factor.
6. The average measurement was not performed when the peak measured data under the limit of average detection.

Site : CB1	**Time : 2015/07/15 - 16:41**
Limit : FCC_SpartC_15.209_03M_PK	**Margin : 6**
Probe : CB1_FCC_EFS_1-18G_H2 - HORIZONTAL	**Power : AC 120V/60Hz**
EUT : Full HD Ultra-Wide View Wi-Fi Camera	**Note : 802.11n20_5240MHz**

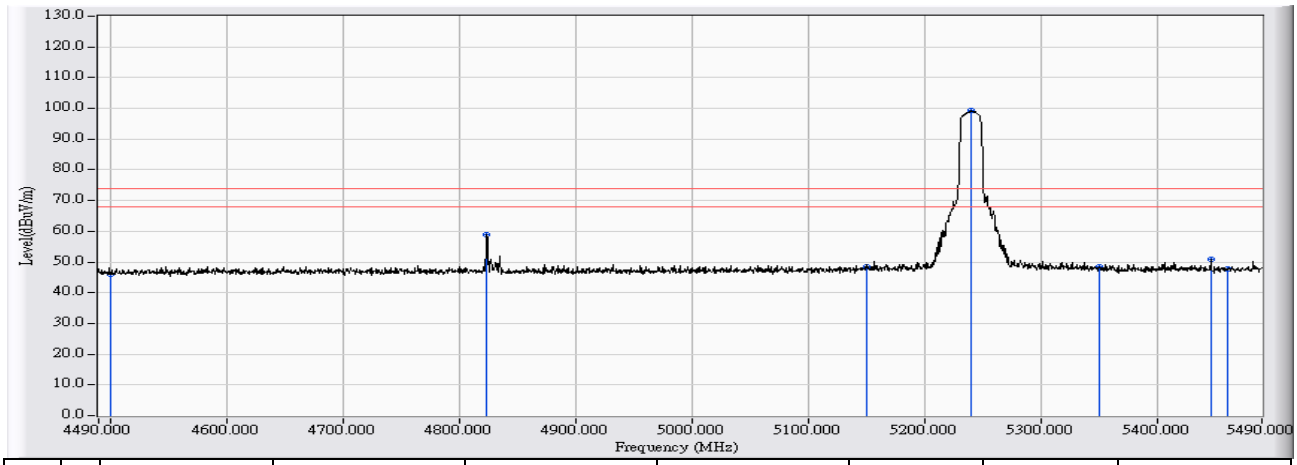

		Frequency (MHz)	Correct Factor (dB)	Reading Level (dBuV)	Measure Level (dBuV/m)	Margin (dB)	Limit (dBuV/m)	Detector Type
1		4500.000	-7.384	53.517	46.134	-27.866	74.000	PEAK
2		4823.833	-7.036	66.088	59.052	-14.948	74.000	PEAK
3		5150.000	-6.827	55.221	48.393	-25.607	74.000	PEAK
4	*	5240.125	-6.844	106.054	99.211	25.211	74.000	PEAK
5		5350.000	-6.666	55.028	48.362	-25.638	74.000	PEAK
6		5446.521	-6.484	57.325	50.842	-23.158	74.000	PEAK
7		5460.000	-6.457	54.037	47.580	-26.420	74.000	PEAK

Note:

1. All readings above 1GHz are performed with peak and/or average measurements as necessary.
2. Peak measurements: RBW = 1MHz, VBW = 1MHz, Sweep: Auto.
3. Average measurements: RBW = 1MHz, VBW = 10 Hz, Sweep: Auto.
4. " * ", means this data is the worst emission level.
5. Measurement Level = Reading Level + Correct Factor.
6. The average measurement was not performed when the peak measured data under the limit of average detection.

Site : CB1	**Time : 2015/07/15 - 16:43**
Limit : FCC_SpartC_15.209_03M_AV	**Margin : 6**
Probe : CB1_FCC_EFS_1-18G_H2 - HORIZONTAL	**Power : AC 120V/60Hz**
EUT : Full HD Ultra-Wide View Wi-Fi Camera	**Note : 802.11n20_5240MHz**

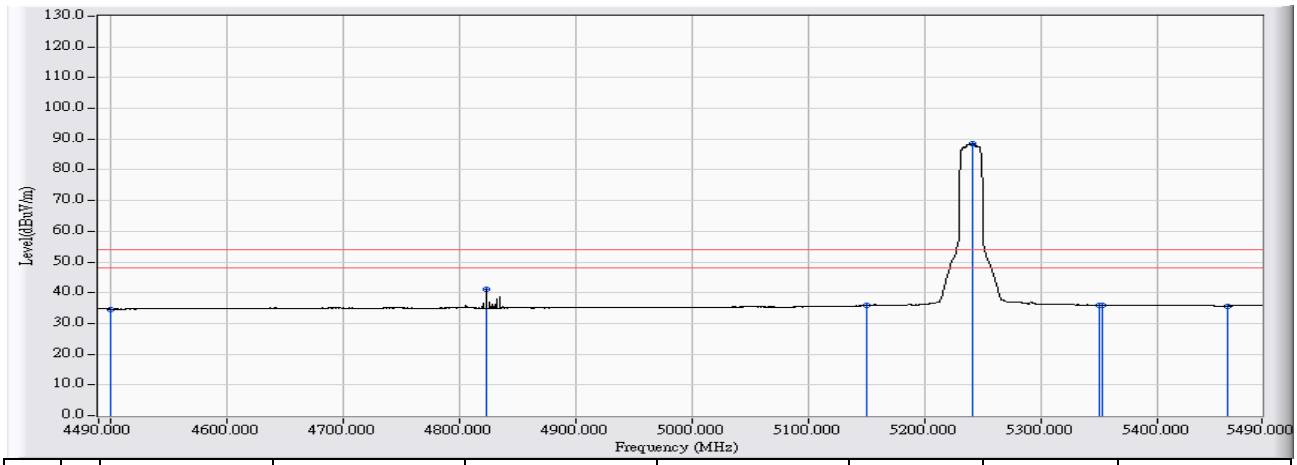

		Frequency (MHz)	Correct Factor (dB)	Reading Level (dBuV)	Measure Level (dBuV/m)	Margin (dB)	Limit (dBuV/m)	Detector Type
1		4500.000	-7.384	41.998	34.615	-19.385	54.000	AVERAGE
2		4823.333	-7.037	48.245	41.208	-12.792	54.000	AVERAGE
3		5150.000	-6.827	42.630	35.802	-18.198	54.000	AVERAGE
4	*	5241.125	-6.844	95.415	88.571	34.571	54.000	AVERAGE
5		5350.000	-6.666	42.659	35.993	-18.007	54.000	AVERAGE
6		5352.568	-6.662	42.547	35.886	-18.114	54.000	AVERAGE
7		5460.000	-6.457	42.155	35.698	-18.302	54.000	AVERAGE

Note:

1. All readings above 1GHz are performed with peak and/or average measurements as necessary.
2. Peak measurements: RBW = 1MHz, VBW = 1MHz, Sweep: Auto.
3. Average measurements: RBW = 1MHz, VBW = 10 Hz, Sweep: Auto.
4. “ * ”, means this data is the worst emission level.
5. Measurement Level = Reading Level + Correct Factor.
6. The average measurement was not performed when the peak measured data under the limit of average detection.

Site : CB1	**Time : 2015/07/15 - 16:48**
Limit : FCC_SpartC_15.209_03M_PK	**Margin : 6**
Probe : CB1_FCC_EFS_1-18G_H2 - VERTICAL	**Power : AC 120V/60Hz**
EUT : Full HD Ultra-Wide View Wi-Fi Camera	**Note : 802.11n20_5240MHz**

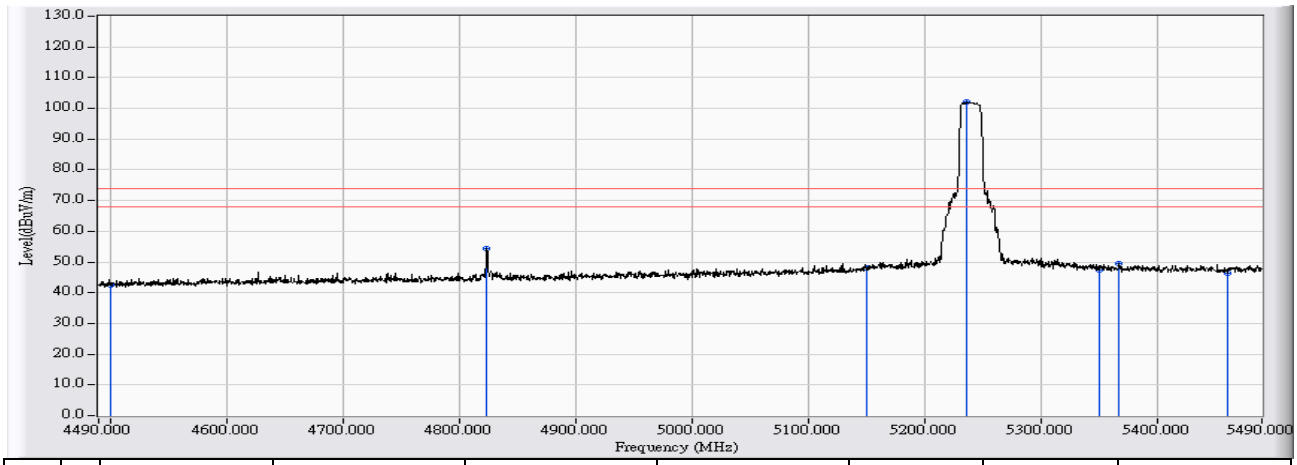

		Frequency (MHz)	Correct Factor (dB)	Reading Level (dBuV)	Measure Level (dBuV/m)	Margin (dB)	Limit (dBuV/m)	Detector Type
1		4500.000	-11.007	53.608	42.601	-31.399	74.000	PEAK
2		4823.833	-9.337	63.859	54.522	-19.478	74.000	PEAK
3		5150.000	-7.796	55.884	48.088	-25.912	74.000	PEAK
4	*	5235.627	-7.460	109.505	102.044	28.044	74.000	PEAK
5		5350.000	-7.115	54.464	47.349	-26.651	74.000	PEAK
6		5367.062	-7.064	56.688	49.623	-24.377	74.000	PEAK
7		5460.000	-6.784	53.187	46.403	-27.597	74.000	PEAK

Note:

1. All readings above 1GHz are performed with peak and/or average measurements as necessary.
2. Peak measurements: RBW = 1MHz, VBW = 1MHz, Sweep: Auto.
3. Average measurements: RBW = 1MHz, VBW = 10 Hz, Sweep: Auto.
4. “ * ”, means this data is the worst emission level.
5. Measurement Level = Reading Level + Correct Factor.
6. The average measurement was not performed when the peak measured data under the limit of average detection.

Site : CB1	**Time : 2015/07/15 - 16:50**
Limit : FCC_SpartC_15.209_03M_AV	**Margin : 6**
Probe : CB1_FCC_EFS_1-18G_H2 - VERTICAL	**Power : AC 120V/60Hz**
EUT : Full HD Ultra-Wide View Wi-Fi Camera	**Note : 802.11n20_5240MHz**

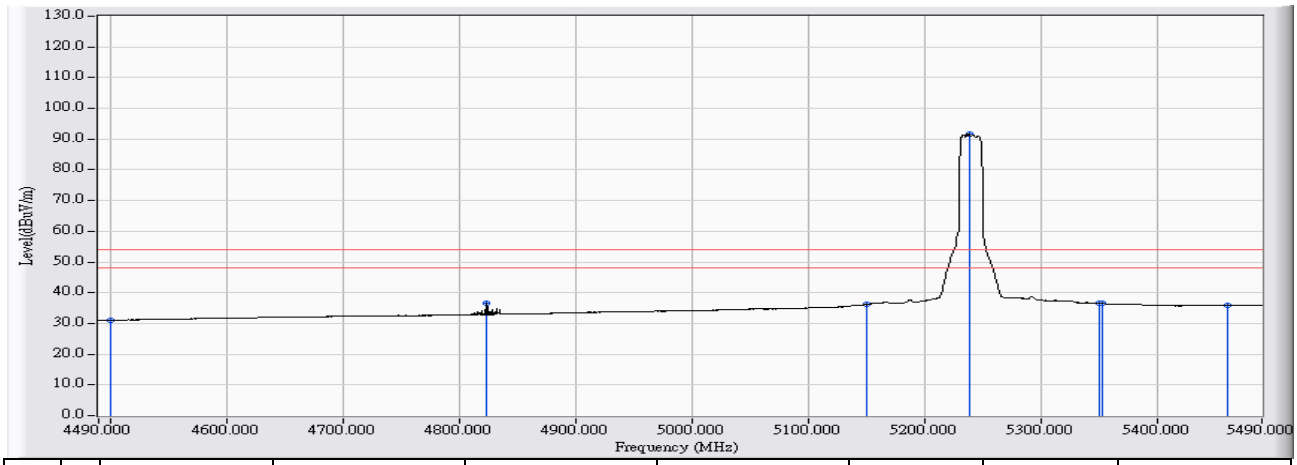

		Frequency (MHz)	Correct Factor (dB)	Reading Level (dBuV)	Measure Level (dBuV/m)	Margin (dB)	Limit (dBuV/m)	Detector Type
1		4500.000	-11.007	42.069	31.062	-22.938	54.000	AVERAGE
2		4822.833	-9.342	45.900	36.558	-17.442	54.000	AVERAGE
3		5150.000	-7.796	43.890	36.094	-17.906	54.000	AVERAGE
4	*	5238.126	-7.452	99.034	91.583	37.583	54.000	AVERAGE
5		5350.000	-7.115	43.651	36.536	-17.464	54.000	AVERAGE
6		5352.569	-7.108	43.592	36.485	-17.515	54.000	AVERAGE
7		5460.000	-6.784	42.624	35.840	-18.160	54.000	AVERAGE

Note:

1. All readings above 1GHz are performed with peak and/or average measurements as necessary.
2. Peak measurements: RBW = 1MHz, VBW = 1MHz, Sweep: Auto.
3. Average measurements: RBW = 1MHz, VBW = 10 Hz, Sweep: Auto.
4. " * ", means this data is the worst emission level.
5. Measurement Level = Reading Level + Correct Factor.
6. The average measurement was not performed when the peak measured data under the limit of average detection.

Site : CB1	**Time : 2015/07/15 - 16:54**
Limit : FCC_SpartC_15.209_03M_PK	**Margin : 6**
Probe : CB1_FCC_EFS_1-18G_H2 - HORIZONTAL	**Power : AC 120V/60Hz**
EUT : Full HD Ultra-Wide View Wi-Fi Camera	**Note : 802.11n40_5190MHz**

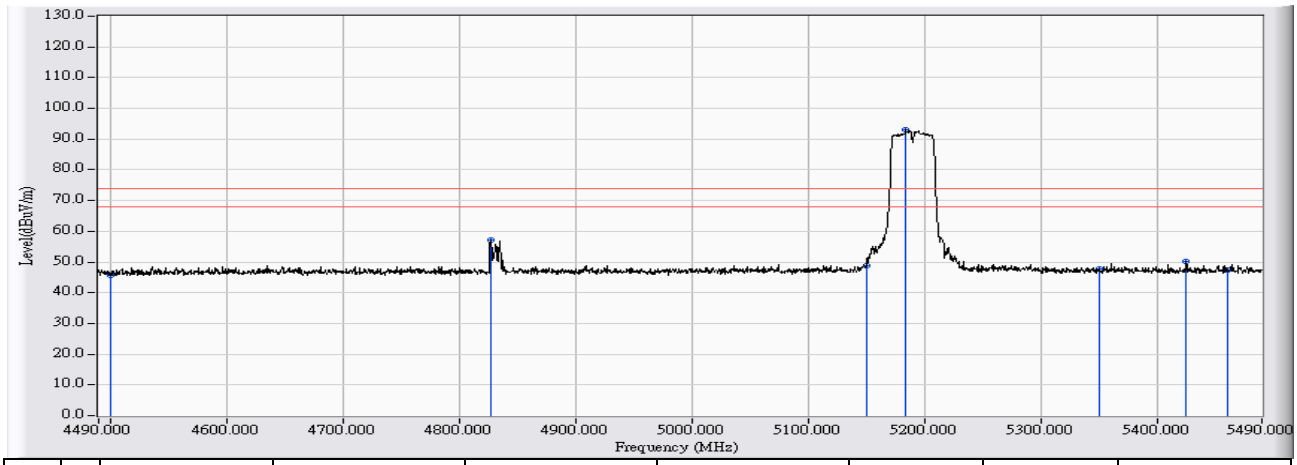

		Frequency (MHz)	Correct Factor (dB)	Reading Level (dBuV)	Measure Level (dBuV/m)	Margin (dB)	Limit (dBuV/m)	Detector Type
1		4500.000	-7.384	53.129	45.746	-28.254	74.000	PEAK
2		4826.832	-7.033	64.301	57.268	-16.732	74.000	PEAK
3		5150.000	-6.827	55.535	48.707	-25.293	74.000	PEAK
4	*	5184.153	-6.831	99.821	92.989	18.989	74.000	PEAK
5		5350.000	-6.666	54.487	47.821	-26.179	74.000	PEAK
6		5425.032	-6.524	56.619	50.094	-23.906	74.000	PEAK
7		5460.000	-6.457	53.883	47.426	-26.574	74.000	PEAK

Note:

1. All readings above 1GHz are performed with peak and/or average measurements as necessary.
2. Peak measurements: RBW = 1MHz, VBW = 1MHz, Sweep: Auto.
3. Average measurements: RBW = 1MHz, VBW = 10 Hz, Sweep: Auto.
4. “ * ”, means this data is the worst emission level.
5. Measurement Level = Reading Level + Correct Factor.
6. The average measurement was not performed when the peak measured data under the limit of average detection.

Site : CB1	**Time : 2015/07/15 - 16:56**
Limit : FCC_SpartC_15.209_03M_AV	**Margin : 6**
Probe : CB1_FCC_EFS_1-18G_H2 - HORIZONTAL	**Power : AC 120V/60Hz**
EUT : Full HD Ultra-Wide View Wi-Fi Camera	**Note : 802.11n40_5190MHz**

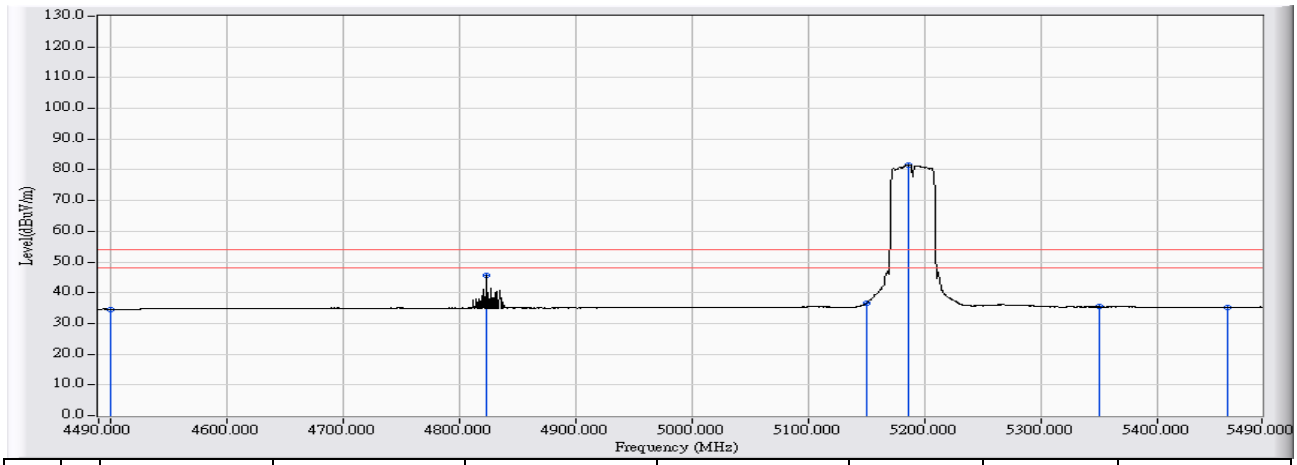

		Frequency (MHz)	Correct Factor (dB)	Reading Level (dBuV)	Measure Level (dBuV/m)	Margin (dB)	Limit (dBuV/m)	Detector Type
1		4500.000	-7.384	41.949	34.566	-19.434	54.000	AVERAGE
2		4823.833	-7.036	52.819	45.783	-8.217	54.000	AVERAGE
3		5150.000	-6.827	43.442	36.614	-17.386	54.000	AVERAGE
4	*	5185.652	-6.832	88.332	81.500	27.500	54.000	AVERAGE
5		5350.000	-6.666	42.045	35.379	-18.621	54.000	AVERAGE
6		5460.000	-6.457	41.707	35.250	-18.750	54.000	AVERAGE

Note:

1. All readings above 1GHz are performed with peak and/or average measurements as necessary.
2. Peak measurements: RBW = 1MHz, VBW = 1MHz, Sweep: Auto.
3. Average measurements: RBW = 1MHz, VBW = 10 Hz, Sweep: Auto.
4. " * ", means this data is the worst emission level.
5. Measurement Level = Reading Level + Correct Factor.
6. The average measurement was not performed when the peak measured data under the limit of average detection.

Site : CB1	**Time : 2015/07/15 - 17:01**
Limit : FCC_SpartC_15.209_03M_PK	**Margin : 6**
Probe : CB1_FCC_EFS_1-18G_H2 - VERTICAL	**Power : AC 120V/60Hz**
EUT : Full HD Ultra-Wide View Wi-Fi Camera	**Note : 802.11n40_5190MHz**

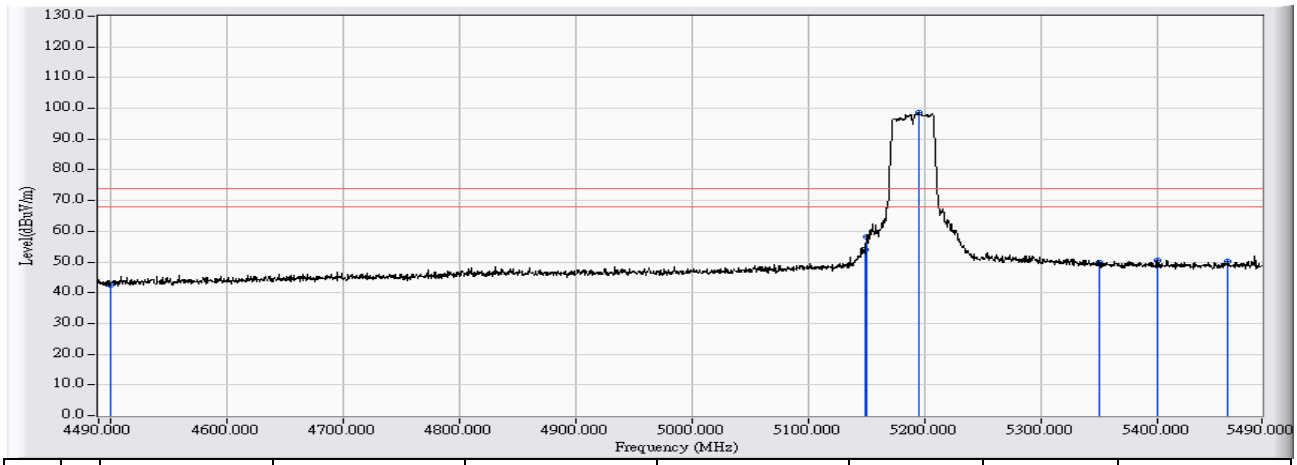

		Frequency (MHz)	Correct Factor (dB)	Reading Level (dBuV)	Measure Level (dBuV/m)	Margin (dB)	Limit (dBuV/m)	Detector Type
1		4500.000	-11.007	53.694	42.687	-31.313	74.000	PEAK
2		5149.000	-7.799	61.977	54.177	-19.823	74.000	PEAK
3		5150.000	-7.796	66.114	58.318	-15.682	74.000	PEAK
4	*	5195.500	-7.616	106.127	98.511	24.511	74.000	PEAK
5		5350.000	-7.115	56.910	49.795	-24.205	74.000	PEAK
6		5400.000	-6.967	57.576	50.609	-23.391	74.000	PEAK
7		5460.000	-6.784	57.072	50.288	-23.712	74.000	PEAK

Note:

1. All readings above 1GHz are performed with peak and/or average measurements as necessary.
2. Peak measurements: RBW = 1MHz, VBW = 1MHz, Sweep: Auto.
3. Average measurements: RBW = 1MHz, VBW = 10 Hz, Sweep: Auto.
4. “ * ”, means this data is the worst emission level.
5. Measurement Level = Reading Level + Correct Factor.
6. The average measurement was not performed when the peak measured data under the limit of average detection.

Site : CB1	**Time : 2015/07/15 - 17:03**
Limit : FCC_SpartC_15.209_03M_AV	**Margin : 6**
Probe : CB1_FCC_EFS_1-18G_H2 - HORIZONTAL	**Power : AC 120V/60Hz**
EUT : Full HD Ultra-Wide View Wi-Fi Camera	**Note : 802.11n40_5190MH**

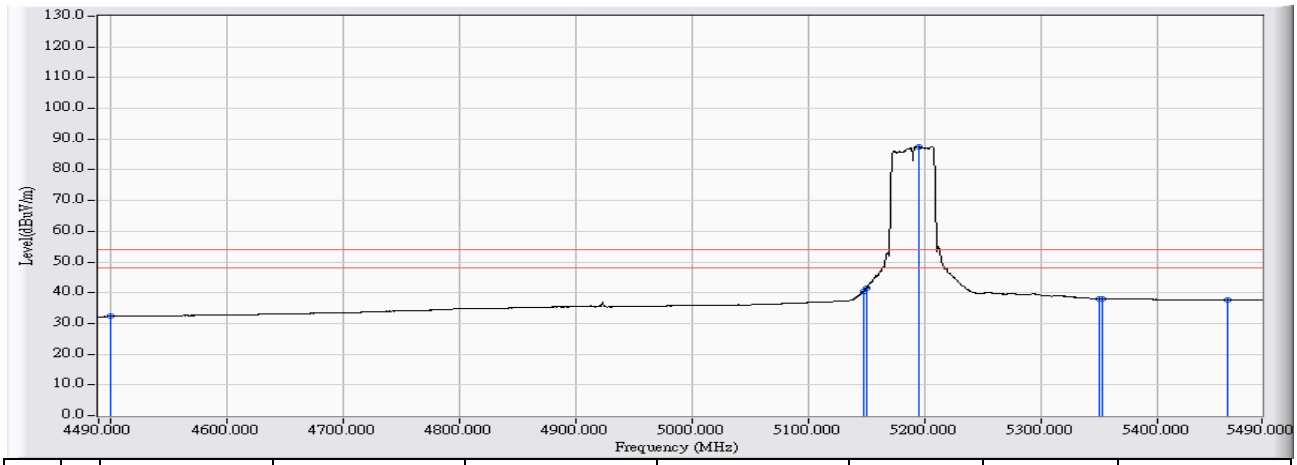

		Frequency (MHz)	Correct Factor (dB)	Reading Level (dBuV)	Measure Level (dBuV/m)	Margin (dB)	Limit (dBuV/m)	Detector Type
1		4500.000	-11.007	43.265	32.258	-21.742	54.000	AVERAGE
2		5147.500	-7.806	48.201	40.395	-13.605	54.000	AVERAGE
3		5150.000	-7.796	49.412	41.616	-12.384	54.000	AVERAGE
4	*	5195.000	-7.618	95.220	87.602	33.602	54.000	AVERAGE
5		5350.000	-7.115	45.119	38.004	-15.996	54.000	AVERAGE
6		5352.500	-7.108	45.112	38.004	-15.996	54.000	AVERAGE
7		5460.000	-6.784	44.508	37.724	-16.276	54.000	AVERAGE

Note:

1. All readings above 1GHz are performed with peak and/or average measurements as necessary.
2. Peak measurements: RBW = 1MHz, VBW = 1MHz, Sweep: Auto.
3. Average measurements: RBW = 1MHz, VBW = 10 Hz, Sweep: Auto.
4. “ * ”, means this data is the worst emission level.
5. Measurement Level = Reading Level + Correct Factor.
6. The average measurement was not performed when the peak measured data under the limit of average detection.

Site : CB1	**Time : 2015/07/15 - 17:10**
Limit : FCC_SpartC_15.209_03M_PK	**Margin : 6**
Probe : CB1_FCC_EFS_1-18G_H2 - HORIZONTAL	**Power : AC 120V/60Hz**
EUT : Full HD Ultra-Wide View Wi-Fi Camera	**Note : 802.11n40_5230MHz**

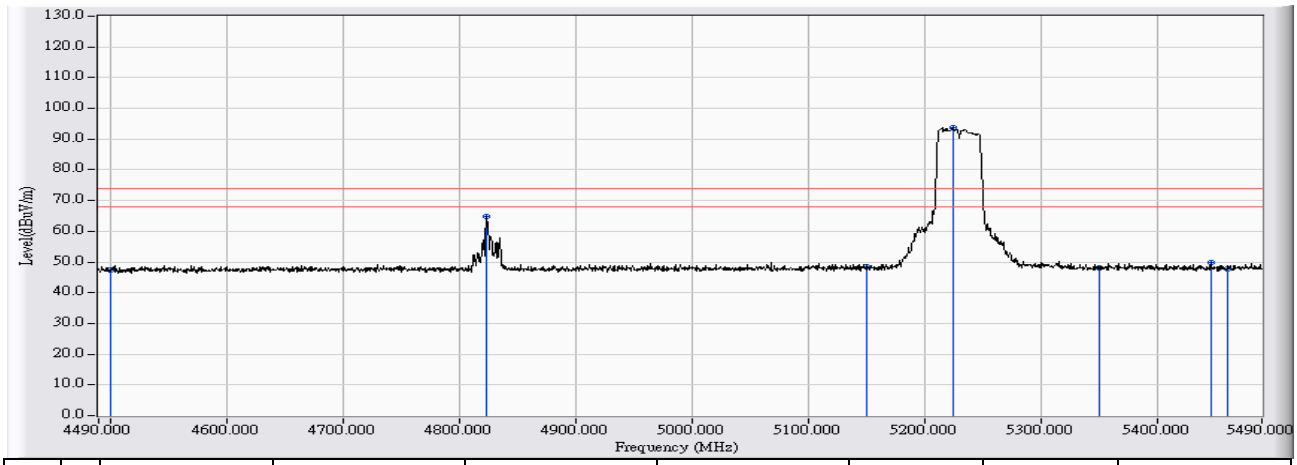

		Frequency (MHz)	Correct Factor (dB)	Reading Level (dBuV)	Measure Level (dBuV/m)	Margin (dB)	Limit (dBuV/m)	Detector Type
1		4500.000	-7.384	54.890	47.507	-26.493	74.000	PEAK
2		4822.833	-7.037	71.893	64.855	-9.145	74.000	PEAK
3		5150.000	-6.827	55.298	48.470	-25.530	74.000	PEAK
4	*	5224.133	-6.840	100.655	93.815	19.815	74.000	PEAK
5		5350.000	-6.666	54.859	48.193	-25.807	74.000	PEAK
6		5446.022	-6.484	56.411	49.927	-24.073	74.000	PEAK
7		5460.000	-6.457	54.120	47.663	-26.337	74.000	PEAK

Note:

1. All readings above 1GHz are performed with peak and/or average measurements as necessary.
2. Peak measurements: RBW = 1MHz, VBW = 1MHz, Sweep: Auto.
3. Average measurements: RBW = 1MHz, VBW = 10 Hz, Sweep: Auto.
4. “ * ”, means this data is the worst emission level.
5. Measurement Level = Reading Level + Correct Factor.
6. The average measurement was not performed when the peak measured data under the limit of average detection.

Site : CB1	**Time : 2015/07/15 - 17:12**
Limit : FCC_SpartC_15.209_03M_AV	**Margin : 6**
Probe : CB1_FCC_EFS_1-18G_H2 - HORIZONTAL	**Power : AC 120V/60Hz**
EUT : Full HD Ultra-Wide View Wi-Fi Camera	**Note : 802.11n40_5230MHz**

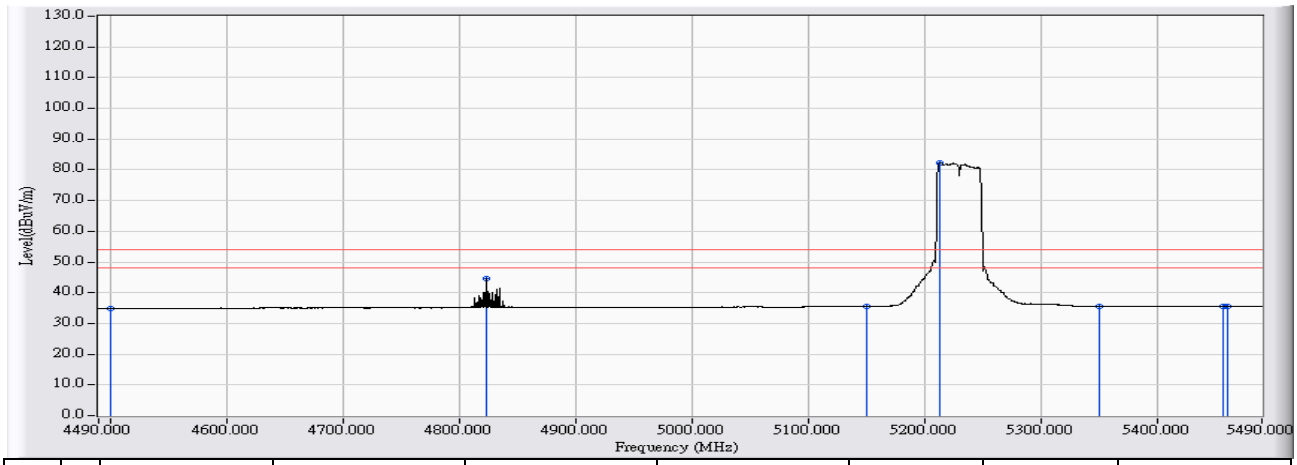

		Frequency (MHz)	Correct Factor (dB)	Reading Level (dBuV)	Measure Level (dBuV/m)	Margin (dB)	Limit (dBuV/m)	Detector Type
1		4500.000	-7.384	42.169	34.786	-19.214	54.000	AVERAGE
2		4822.833	-7.037	51.479	44.441	-9.559	54.000	AVERAGE
3		5150.000	-6.827	42.342	35.514	-18.486	54.000	AVERAGE
4	*	5213.638	-6.837	89.138	82.301	28.301	54.000	AVERAGE
5		5350.000	-6.666	42.143	35.477	-18.523	54.000	AVERAGE
6		5456.517	-6.464	41.946	35.482	-18.518	54.000	AVERAGE
7		5460.000	-6.457	41.955	35.498	-18.502	54.000	AVERAGE

Note:

1. All readings above 1GHz are performed with peak and/or average measurements as necessary.
2. Peak measurements: RBW = 1MHz, VBW = 1MHz, Sweep: Auto.
3. Average measurements: RBW = 1MHz, VBW = 10 Hz, Sweep: Auto.
4. " * ", means this data is the worst emission level.
5. Measurement Level = Reading Level + Correct Factor.
6. The average measurement was not performed when the peak measured data under the limit of average detection.

Site : CB1	**Time : 2015/07/15 - 17:18**
Limit : FCC_SpartC_15.209_03M_PK	**Margin : 6**
Probe : CB1_FCC_EFS_1-18G_H2 - VERTICAL	**Power : AC 120V/60Hz**
EUT : Full HD Ultra-Wide View Wi-Fi Camera	**Note : 802.11n40_5230MHz**

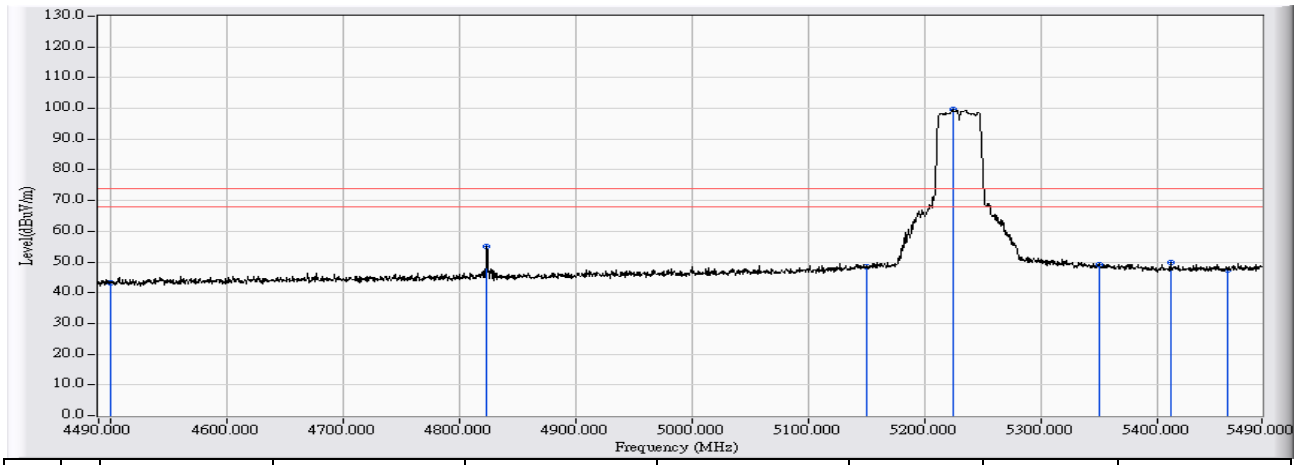

		Frequency (MHz)	Correct Factor (dB)	Reading Level (dBuV)	Measure Level (dBuV/m)	Margin (dB)	Limit (dBuV/m)	Detector Type
1		4500.000	-11.007	54.281	43.274	-30.726	74.000	PEAK
2		4823.833	-9.337	64.361	55.024	-18.976	74.000	PEAK
3		5150.000	-7.796	56.396	48.600	-25.400	74.000	PEAK
4	*	5224.133	-7.506	107.297	99.792	25.792	74.000	PEAK
5		5350.000	-7.115	56.422	49.307	-24.693	74.000	PEAK
6		5411.539	-6.932	56.754	49.822	-24.178	74.000	PEAK
7		5460.000	-6.784	54.075	47.291	-26.709	74.000	PEAK

Note:

1. All readings above 1GHz are performed with peak and/or average measurements as necessary.
2. Peak measurements: RBW = 1MHz, VBW = 1MHz, Sweep: Auto.
3. Average measurements: RBW = 1MHz, VBW = 10 Hz, Sweep: Auto.
4. “ * ”, means this data is the worst emission level.
5. Measurement Level = Reading Level + Correct Factor.
6. The average measurement was not performed when the peak measured data under the limit of average detection.

Site : CB1	**Time : 2015/07/15 - 17:20**
Limit : FCC_SpartC_15.209_03M_AV	**Margin : 6**
Probe : CB1_FCC_EFS_1-18G_H2 - VERTICAL	**Power : AC 120V/60Hz**
EUT : Full HD Ultra-Wide View Wi-Fi Camera	**Note : 802.11n40_5230MHz**

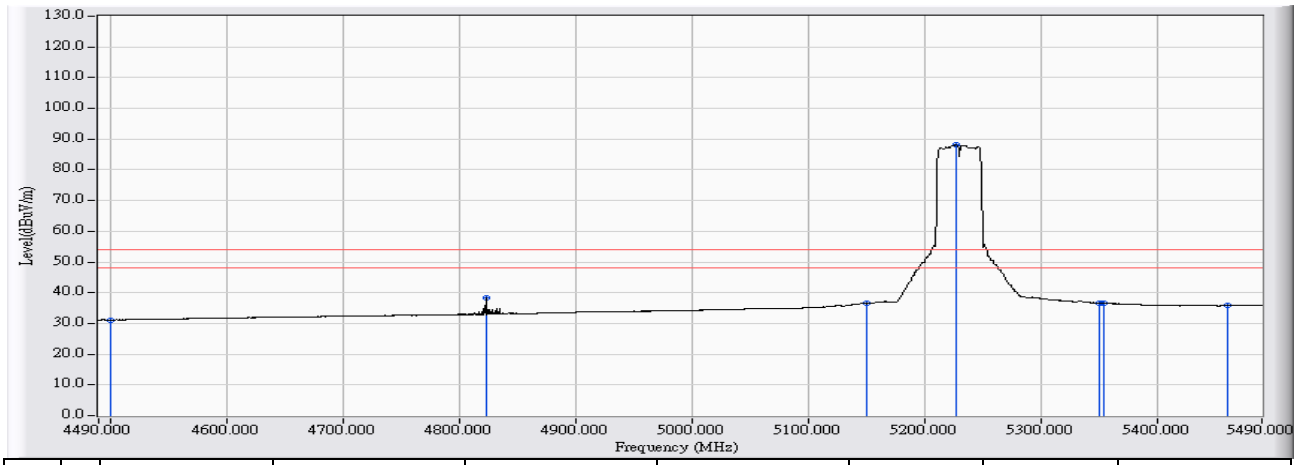

		Frequency (MHz)	Correct Factor (dB)	Reading Level (dBuV)	Measure Level (dBuV/m)	Margin (dB)	Limit (dBuV/m)	Detector Type
1		4500.000	-11.007	42.129	31.122	-22.878	54.000	AVERAGE
2		4822.833	-9.342	47.631	38.289	-15.711	54.000	AVERAGE
3		5150.000	-7.796	44.221	36.425	-17.575	54.000	AVERAGE
4	*	5227.131	-7.494	95.566	88.072	34.072	54.000	AVERAGE
5		5350.000	-7.115	43.724	36.609	-17.391	54.000	AVERAGE
6		5354.068	-7.103	43.673	36.570	-17.430	54.000	AVERAGE
7		5460.000	-6.784	42.564	35.780	-18.220	54.000	AVERAGE

Note:

1. All readings above 1GHz are performed with peak and/or average measurements as necessary.
2. Peak measurements: RBW = 1MHz, VBW = 1MHz, Sweep: Auto.
3. Average measurements: RBW = 1MHz, VBW = 10 Hz, Sweep: Auto.
4. “ * ”, means this data is the worst emission level.
5. Measurement Level = Reading Level + Correct Factor.
6. The average measurement was not performed when the peak measured data under the limit of average detection.

Site : CB1	**Time : 2015/07/15 - 17:24**
Limit : FCC_SpartC_15.209_03M_PK	**Margin : 6**
Probe : CB1_FCC_EFS_1-18G_H2 - HORIZONTAL	**Power : AC 120V/60Hz**
EUT : Full HD Ultra-Wide View Wi-Fi Camera	**Note : 802.11ac80_5210MHz**

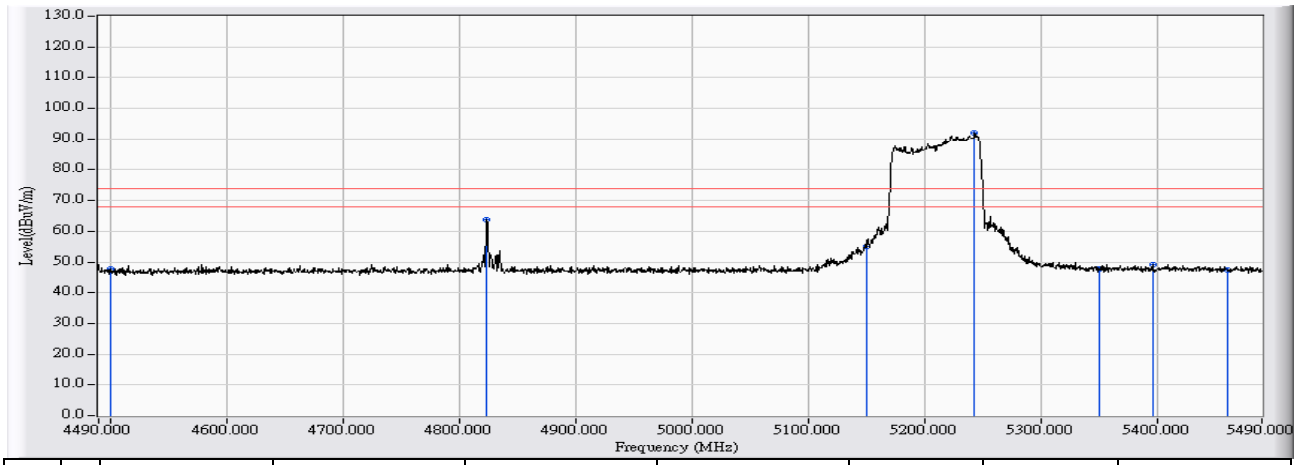

		Frequency (MHz)	Correct Factor (dB)	Reading Level (dBuV)	Measure Level (dBuV/m)	Margin (dB)	Limit (dBuV/m)	Detector Type
1		4500.000	-7.384	55.101	47.718	-26.282	74.000	PEAK
2		4823.833	-7.036	70.803	63.767	-10.233	74.000	PEAK
3		5150.000	-6.827	61.797	54.969	-19.031	74.000	PEAK
4	*	5243.123	-6.844	98.871	92.027	18.027	74.000	PEAK
5		5350.000	-6.666	54.274	47.608	-26.392	74.000	PEAK
6		5396.047	-6.581	55.710	49.129	-24.871	74.000	PEAK
7		5460.000	-6.457	53.847	47.390	-26.610	74.000	PEAK

Note:

1. All readings above 1GHz are performed with peak and/or average measurements as necessary.
2. Peak measurements: RBW = 1MHz, VBW = 1MHz, Sweep: Auto.
3. Average measurements: RBW = 1MHz, VBW = 10 Hz, Sweep: Auto.
4. “ * ”, means this data is the worst emission level.
5. Measurement Level = Reading Level + Correct Factor.
6. The average measurement was not performed when the peak measured data under the limit of average detection.

Site : CB1	**Time : 2015/07/15 - 17:26**
Limit : FCC_SpartC_15.209_03M_AV	**Margin : 6**
Probe : CB1_FCC_EFS_1-18G_H2 - HORIZONTAL	**Power : AC 120V/60Hz**
EUT : Full HD Ultra-Wide View Wi-Fi Camera	**Note : 802.11ac80_5210MHz**

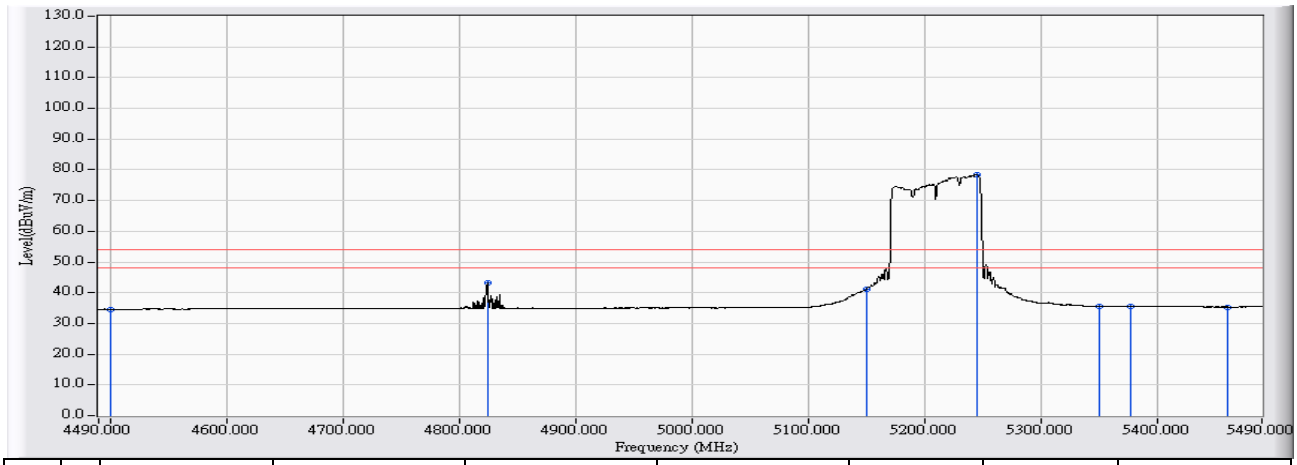

		Frequency (MHz)	Correct Factor (dB)	Reading Level (dBuV)	Measure Level (dBuV/m)	Margin (dB)	Limit (dBuV/m)	Detector Type
1		4500.000	-7.384	41.942	34.559	-19.441	54.000	AVERAGE
2		4824.333	-7.035	50.424	43.388	-10.612	54.000	AVERAGE
3		5150.000	-6.827	48.092	41.264	-12.736	54.000	AVERAGE
4	*	5245.122	-6.844	85.272	78.427	24.427	54.000	AVERAGE
5		5350.000	-6.666	42.165	35.499	-18.501	54.000	AVERAGE
6		5376.557	-6.617	42.200	35.583	-18.417	54.000	AVERAGE
7		5460.000	-6.457	41.805	35.348	-18.652	54.000	AVERAGE

Note:

1. All readings above 1GHz are performed with peak and/or average measurements as necessary.
2. Peak measurements: RBW = 1MHz, VBW = 1MHz, Sweep: Auto.
3. Average measurements: RBW = 1MHz, VBW = 10 Hz, Sweep: Auto.
4. “ * ”, means this data is the worst emission level.
5. Measurement Level = Reading Level + Correct Factor.
6. The average measurement was not performed when the peak measured data under the limit of average detection.

Site : CB1	**Time : 2015/07/15 - 17:30**
Limit : FCC_SpartC_15.209_03M_PK	**Margin : 6**
Probe : CB1_FCC_EFS_1-18G_H2 - VERTICAL	**Power : AC 120V/60Hz**
EUT : Full HD Ultra-Wide View Wi-Fi Camera	**Note : 802.11ac80_5210MHz**

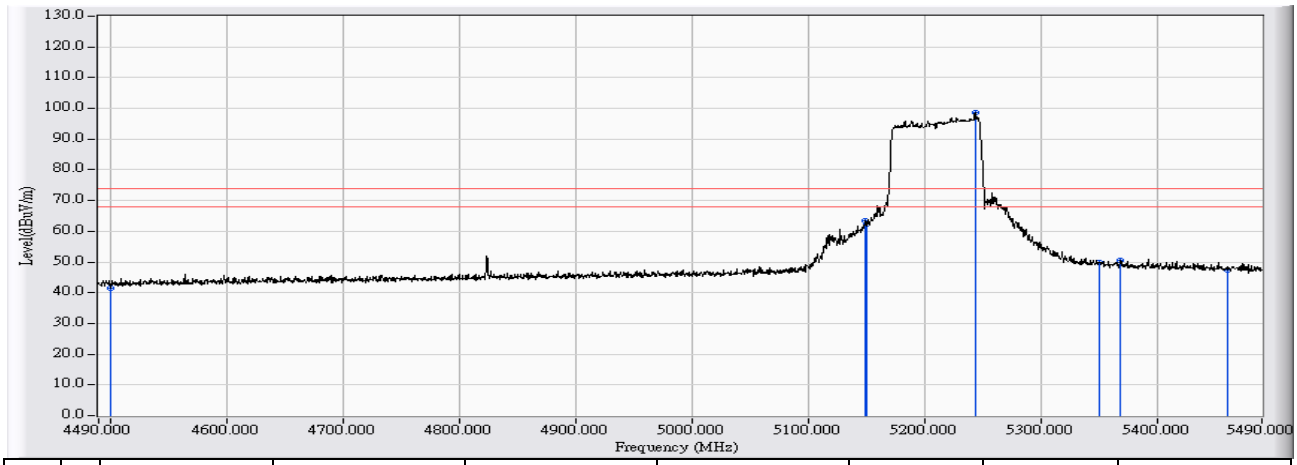

		Frequency (MHz)	Correct Factor (dB)	Reading Level (dBuV)	Measure Level (dBuV/m)	Margin (dB)	Limit (dBuV/m)	Detector Type
1		4500.000	-11.007	52.628	41.621	-32.379	74.000	PEAK
2		5148.670	-7.801	71.152	63.351	-10.649	74.000	PEAK
3		5150.000	-7.796	70.208	62.412	-11.588	74.000	PEAK
4	*	5243.623	-7.430	106.121	98.691	24.691	74.000	PEAK
5		5350.000	-7.115	56.800	49.685	-24.315	74.000	PEAK
6		5368.561	-7.061	57.572	50.512	-23.488	74.000	PEAK
7		5460.000	-6.784	54.282	47.498	-26.502	74.000	PEAK

Note:

1. All readings above 1GHz are performed with peak and/or average measurements as necessary.
2. Peak measurements: RBW = 1MHz, VBW = 1MHz, Sweep: Auto.
3. Average measurements: RBW = 1MHz, VBW = 10 Hz, Sweep: Auto.
4. “ * ”, means this data is the worst emission level.
5. Measurement Level = Reading Level + Correct Factor.
6. The average measurement was not performed when the peak measured data under the limit of average detection.

Site : CB1	**Time : 2015/07/15 - 17:34**
Limit : FCC_SpartC_15.209_03M_AV	**Margin : 6**
Probe : CB1_FCC_EFS_1-18G_H2 - VERTICAL	**Power : AC 120V/60Hz**
EUT : Full HD Ultra-Wide View Wi-Fi Camera	**Note : 802.11ac80_5210MHz**

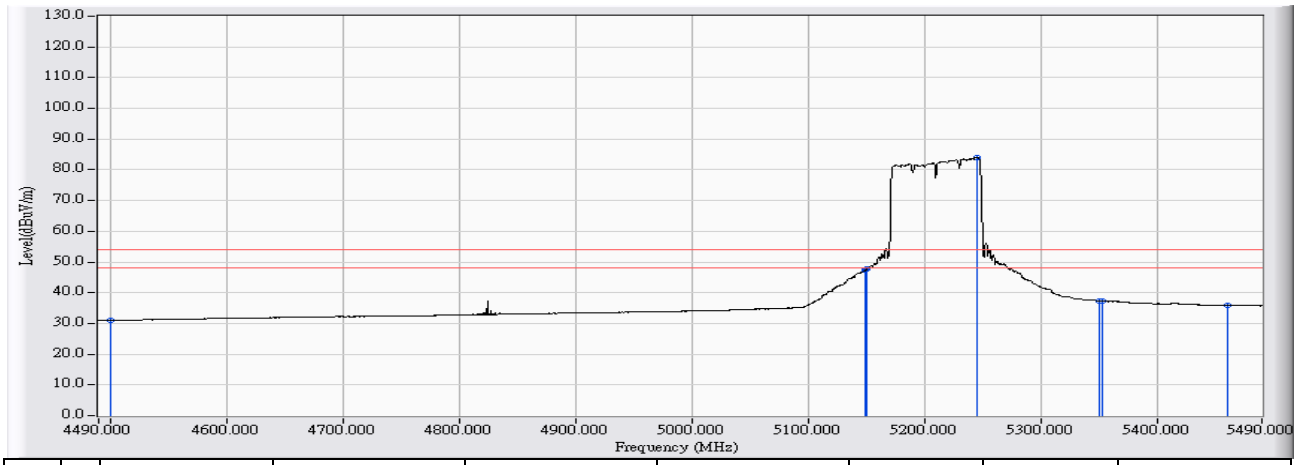

		Frequency (MHz)	Correct Factor (dB)	Reading Level (dBuV)	Measure Level (dBuV/m)	Margin (dB)	Limit (dBuV/m)	Detector Type
1		4500.000	-11.007	41.976	30.969	-23.031	54.000	AVERAGE
2		5148.671	-7.801	55.034	47.233	-6.767	54.000	AVERAGE
3		5150.000	-7.796	55.401	47.605	-6.395	54.000	AVERAGE
4	*	5245.122	-7.424	91.572	84.148	30.148	54.000	AVERAGE
5		5350.000	-7.115	44.398	37.283	-16.717	54.000	AVERAGE
6		5352.569	-7.108	44.318	37.211	-16.789	54.000	AVERAGE
7		5460.000	-6.784	42.589	35.805	-18.195	54.000	AVERAGE

Note:

1. All readings above 1GHz are performed with peak and/or average measurements as necessary.
2. Peak measurements: RBW = 1MHz, VBW = 1MHz, Sweep: Auto.
3. Average measurements: RBW = 1MHz, VBW = 10 Hz, Sweep: Auto.
4. “ * ”, means this data is the worst emission level.
5. Measurement Level = Reading Level + Correct Factor.
6. The average measurement was not performed when the peak measured data under the limit of average detection.

Site : CB1	**Time : 2015/07/18 - 11:15**
Limit : FCC_SpartC_15.209_03M_PK	**Margin : 6**
Probe : CB1_FCC_EFS_1-18G_H2 - HORIZONTAL	**Power : AC 120V/60Hz**
EUT : Full HD Ultra-Wide View Wi-Fi Camera	**Note : 802.11a_5260MHz**

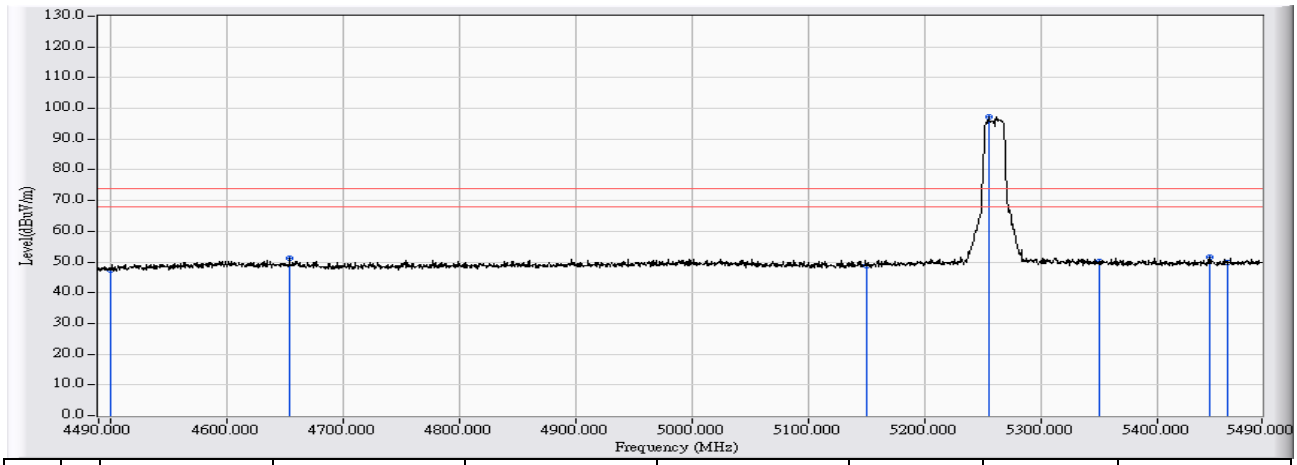

		Frequency (MHz)	Correct Factor (dB)	Reading Level (dBuV)	Measure Level (dBuV/m)	Margin (dB)	Limit (dBuV/m)	Detector Type
1		4500.000	-7.384	54.837	47.454	-26.546	74.000	PEAK
2		4654.000	-7.215	58.403	51.187	-22.813	74.000	PEAK
3		5150.000	-6.827	55.635	48.807	-25.193	74.000	PEAK
4	*	5255.500	-6.836	104.119	97.283	23.283	74.000	PEAK
5		5350.000	-6.666	56.798	50.132	-23.868	74.000	PEAK
6		5445.500	-6.485	58.219	51.734	-22.266	74.000	PEAK
7		5460.000	-6.457	56.455	49.998	-24.002	74.000	PEAK

Note:

1. All readings above 1GHz are performed with peak and/or average measurements as necessary.
2. Peak measurements: RBW = 1MHz, VBW = 1MHz, Sweep: Auto.
3. Average measurements: RBW = 1MHz, VBW = 10 Hz, Sweep: Auto.
4. “ * ”, means this data is the worst emission level.
5. Measurement Level = Reading Level + Correct Factor.
6. The average measurement was not performed when the peak measured data under the limit of average detection.

Site : CB1	**Time : 2015/07/18 - 11:17**
Limit : FCC_SpartC_15.209_03M_AV	**Margin : 6**
Probe : CB1_FCC_EFS_1-18G_H2 - HORIZONTAL	**Power : AC 120V/60Hz**
EUT : Full HD Ultra-Wide View Wi-Fi Camera	**Note : 802.11a_5260MHz**

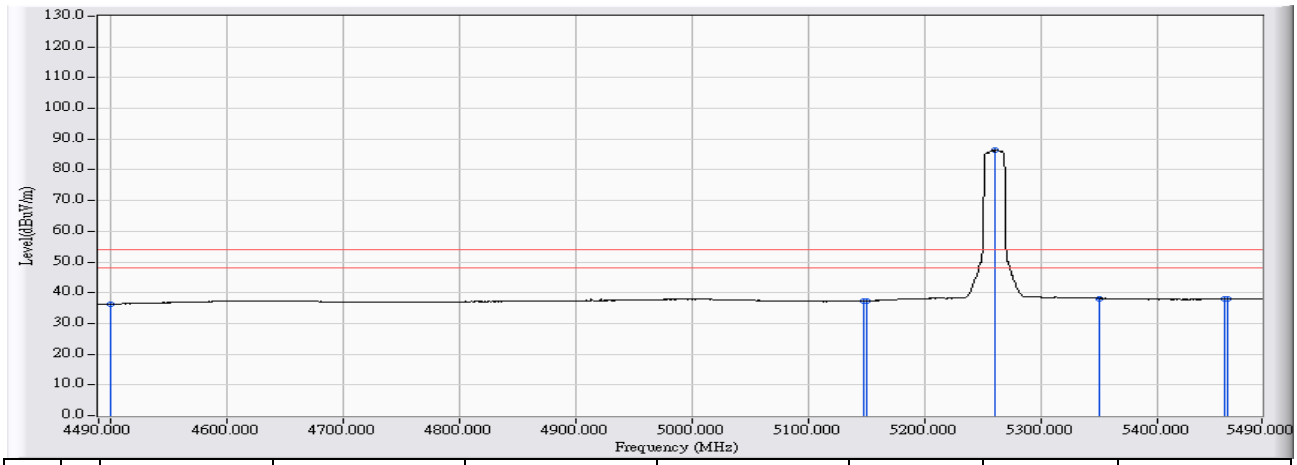

		Frequency (MHz)	Correct Factor (dB)	Reading Level (dBuV)	Measure Level (dBuV/m)	Margin (dB)	Limit (dBuV/m)	Detector Type
1		4500.000	-7.384	43.745	36.362	-17.638	54.000	AVERAGE
2		5147.500	-6.828	44.171	37.344	-16.656	54.000	AVERAGE
3		5150.000	-6.827	44.205	37.377	-16.623	54.000	AVERAGE
4	*	5261.000	-6.826	93.319	86.493	32.493	54.000	AVERAGE
5		5350.000	-6.666	44.755	38.089	-15.911	54.000	AVERAGE
6		5457.500	-6.462	44.392	37.930	-16.070	54.000	AVERAGE
7		5460.000	-6.457	44.380	37.923	-16.077	54.000	AVERAGE

Note:

1. All readings above 1GHz are performed with peak and/or average measurements as necessary.
2. Peak measurements: RBW = 1MHz, VBW = 1MHz, Sweep: Auto.
3. Average measurements: RBW = 1MHz, VBW = 10 Hz, Sweep: Auto.
4. “ * ”, means this data is the worst emission level.
5. Measurement Level = Reading Level + Correct Factor.
6. The average measurement was not performed when the peak measured data under the limit of average detection.

Site : CB1	**Time : 2015/07/18 - 11:21**
Limit : FCC_SpartC_15.209_03M_PK	**Margin : 6**
Probe : CB1_FCC_EFS_1-18G_H2 - VERTICAL	**Power : AC 120V/60Hz**
EUT : Full HD Ultra-Wide View Wi-Fi Camera	**Note : 802.11a_5260MHz**

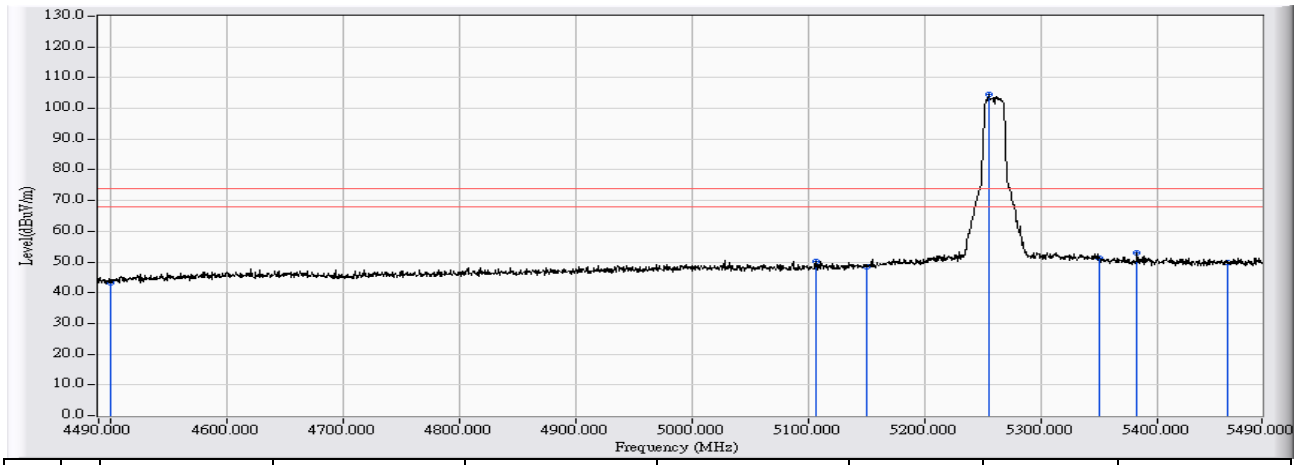

		Frequency (MHz)	Correct Factor (dB)	Reading Level (dBuV)	Measure Level (dBuV/m)	Margin (dB)	Limit (dBuV/m)	Detector Type
1		4500.000	-11.007	54.376	43.369	-30.631	74.000	PEAK
2		5106.500	-7.968	58.123	50.155	-23.845	74.000	PEAK
3		5150.000	-7.796	56.180	48.384	-25.616	74.000	PEAK
4	*	5255.500	-7.390	112.064	104.674	30.674	74.000	PEAK
5		5350.000	-7.115	58.245	51.130	-22.870	74.000	PEAK
6		5382.500	-7.019	60.026	53.007	-20.993	74.000	PEAK
7		5460.000	-6.784	56.516	49.732	-24.268	74.000	PEAK

Note:

1. All readings above 1GHz are performed with peak and/or average measurements as necessary.
2. Peak measurements: RBW = 1MHz, VBW = 1MHz, Sweep: Auto.
3. Average measurements: RBW = 1MHz, VBW = 10 Hz, Sweep: Auto.
4. " * ", means this data is the worst emission level.
5. Measurement Level = Reading Level + Correct Factor.
6. The average measurement was not performed when the peak measured data under the limit of average detection.

Site : CB1	**Time : 2015/07/18 - 11:22**
Limit : FCC_SpartC_15.209_03M_AV	**Margin : 6**
Probe : CB1_FCC_EFS_1-18G_H2 - VERTICAL	**Power : AC 120V/60Hz**
EUT : Full HD Ultra-Wide View Wi-Fi Camera	**Note : 802.11a_5260MHz**

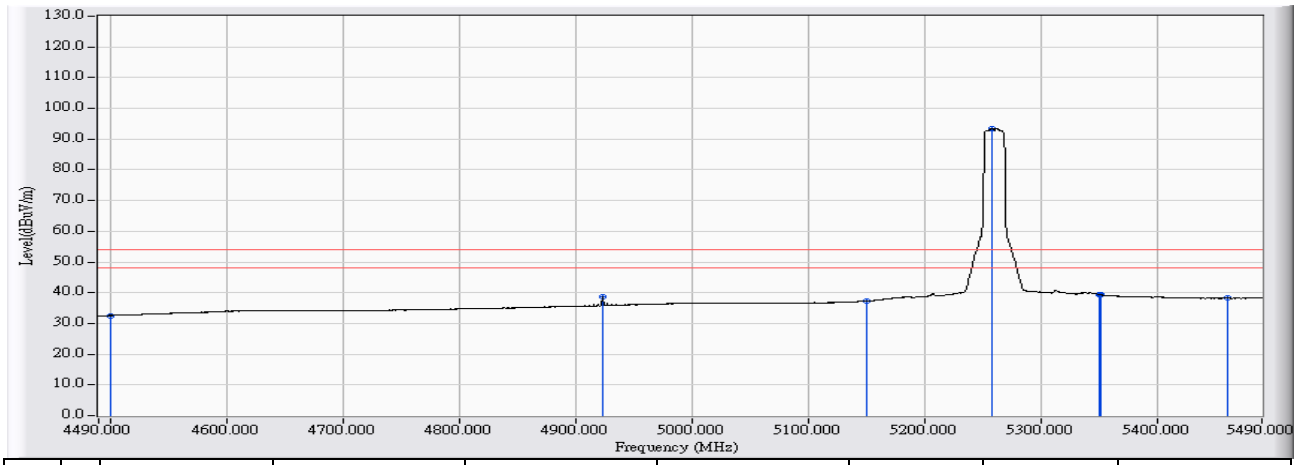

		Frequency (MHz)	Correct Factor (dB)	Reading Level (dBuV)	Measure Level (dBuV/m)	Margin (dB)	Limit (dBuV/m)	Detector Type
1		4500.000	-11.007	43.594	32.587	-21.413	54.000	AVERAGE
2		4923.000	-8.811	47.618	38.808	-15.192	54.000	AVERAGE
3		5150.000	-7.796	45.082	37.286	-16.714	54.000	AVERAGE
4	*	5258.500	-7.381	100.944	93.563	39.563	54.000	AVERAGE
5		5350.000	-7.115	46.400	39.285	-14.715	54.000	AVERAGE
6		5351.000	-7.113	46.358	39.246	-14.754	54.000	AVERAGE
7		5460.000	-6.784	45.043	38.259	-15.741	54.000	AVERAGE

Note:

1. All readings above 1GHz are performed with peak and/or average measurements as necessary.
2. Peak measurements: RBW = 1MHz, VBW = 1MHz, Sweep: Auto.
3. Average measurements: RBW = 1MHz, VBW = 10 Hz, Sweep: Auto.
4. " * ", means this data is the worst emission level.
5. Measurement Level = Reading Level + Correct Factor.
6. The average measurement was not performed when the peak measured data under the limit of average detection.

Site : CB1	**Time : 2015/07/18 - 11:26**
Limit : FCC_SpartC_15.209_03M_PK	**Margin : 6**
Probe : CB1_FCC_EFS_1-18G_H2 - HORIZONTAL	**Power : AC 120V/60Hz**
EUT : Full HD Ultra-Wide View Wi-Fi Camera	**Note : 802.11a_5300MHz**

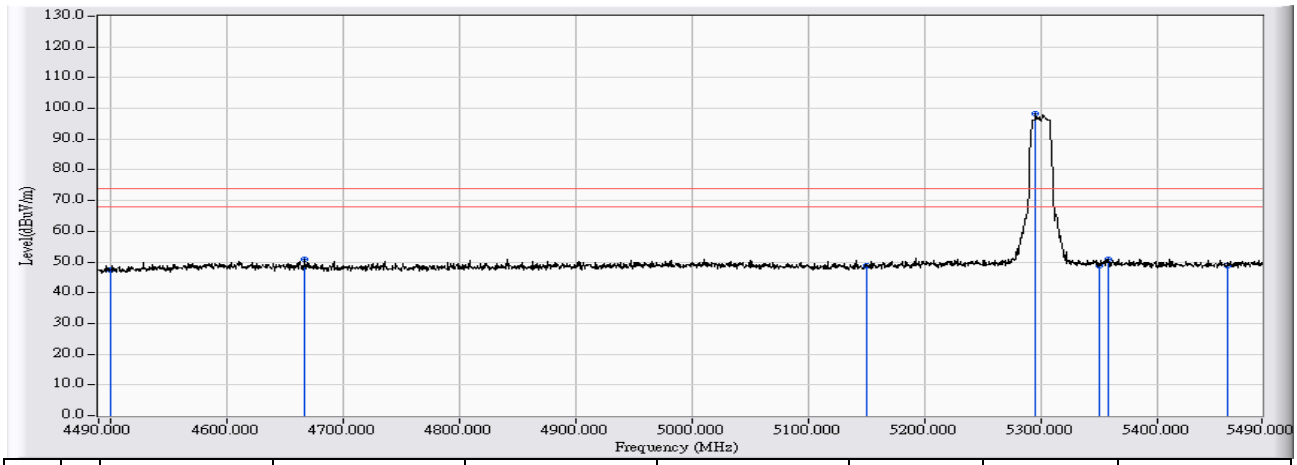

		Frequency (MHz)	Correct Factor (dB)	Reading Level (dBuV)	Measure Level (dBuV/m)	Margin (dB)	Limit (dBuV/m)	Detector Type
1		4500.000	-7.384	54.850	47.467	-26.533	74.000	PEAK
2		4667.500	-7.201	58.099	50.897	-23.103	74.000	PEAK
3		5150.000	-6.827	55.649	48.821	-25.179	74.000	PEAK
4	*	5295.500	-6.766	105.204	98.438	24.438	74.000	PEAK
5		5350.000	-6.666	55.576	48.910	-25.090	74.000	PEAK
6		5358.500	-6.651	57.684	51.034	-22.966	74.000	PEAK
7		5460.000	-6.457	55.206	48.749	-25.251	74.000	PEAK

Note:

1. All readings above 1GHz are performed with peak and/or average measurements as necessary.
2. Peak measurements: RBW = 1MHz, VBW = 1MHz, Sweep: Auto.
3. Average measurements: RBW = 1MHz, VBW = 10 Hz, Sweep: Auto.
4. " * ", means this data is the worst emission level.
5. Measurement Level = Reading Level + Correct Factor.
6. The average measurement was not performed when the peak measured data under the limit of average detection.

Site : CB1	**Time : 2015/07/18 - 11:27**
Limit : FCC_SpartC_15.209_03M_AV	**Margin : 6**
Probe : CB1_FCC_EFS_1-18G_H2 - HORIZONTAL	**Power : AC 120V/60Hz**
EUT : Full HD Ultra-Wide View Wi-Fi Camera	**Note : 802.11a_5300MHz**

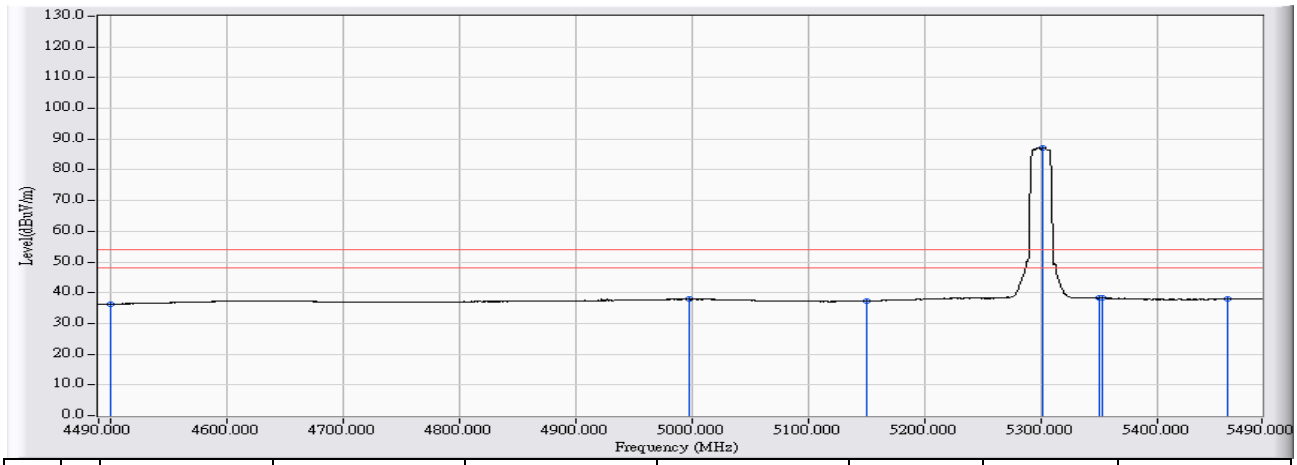

		Frequency (MHz)	Correct Factor (dB)	Reading Level (dBuV)	Measure Level (dBuV/m)	Margin (dB)	Limit (dBuV/m)	Detector Type
1		4500.000	-7.384	43.673	36.290	-17.710	54.000	AVERAGE
2		4997.500	-6.825	44.761	37.936	-16.064	54.000	AVERAGE
3		5150.000	-6.827	44.164	37.336	-16.664	54.000	AVERAGE
4	*	5301.500	-6.756	94.015	87.259	33.259	54.000	AVERAGE
5		5350.000	-6.666	44.859	38.193	-15.807	54.000	AVERAGE
6		5352.500	-6.662	45.081	38.420	-15.580	54.000	AVERAGE
7		5460.000	-6.457	44.364	37.907	-16.093	54.000	AVERAGE

Note:

1. All readings above 1GHz are performed with peak and/or average measurements as necessary.
2. Peak measurements: RBW = 1MHz, VBW = 1MHz, Sweep: Auto.
3. Average measurements: RBW = 1MHz, VBW = 10 Hz, Sweep: Auto.
4. “ * ”, means this data is the worst emission level.
5. Measurement Level = Reading Level + Correct Factor.
6. The average measurement was not performed when the peak measured data under the limit of average detection.

Site : CB1	**Time : 2015/07/18 - 11:31**
Limit : FCC_SpartC_15.209_03M_PK	**Margin : 6**
Probe : CB1_FCC_EFS_1-18G_H2 - VERTICAL	**Power : AC 120V/60Hz**
EUT : Full HD Ultra-Wide View Wi-Fi Camera	**Note : 802.11a_5300MHz**

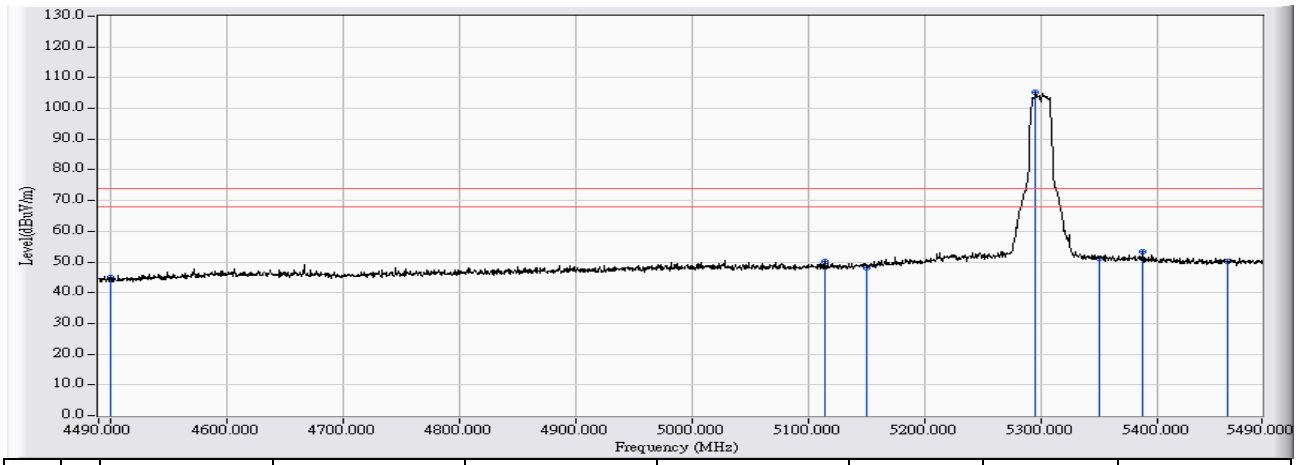

		Frequency (MHz)	Correct Factor (dB)	Reading Level (dBuV)	Measure Level (dBuV/m)	Margin (dB)	Limit (dBuV/m)	Detector Type
1		4500.000	-11.007	55.906	44.899	-29.101	74.000	PEAK
2		5114.000	-7.938	58.077	50.139	-23.861	74.000	PEAK
3		5150.000	-7.796	55.908	48.112	-25.888	74.000	PEAK
4	*	5295.500	-7.275	112.627	105.351	31.351	74.000	PEAK
5		5350.000	-7.115	58.339	51.224	-22.776	74.000	PEAK
6		5388.000	-7.003	60.292	53.289	-20.711	74.000	PEAK
7		5460.000	-6.784	56.810	50.026	-23.974	74.000	PEAK

Note:

1. All readings above 1GHz are performed with peak and/or average measurements as necessary.
2. Peak measurements: RBW = 1MHz, VBW = 1MHz, Sweep: Auto.
3. Average measurements: RBW = 1MHz, VBW = 10 Hz, Sweep: Auto.
4. “ * ”, means this data is the worst emission level.
5. Measurement Level = Reading Level + Correct Factor.
6. The average measurement was not performed when the peak measured data under the limit of average detection.

Site : CB1	**Time : 2015/07/18 - 11:32**
Limit : FCC_SpartC_15.209_03M_AV	**Margin : 6**
Probe : CB1_FCC_EFS_1-18G_H2 - VERTICAL	**Power : AC 120V/60Hz**
EUT : Full HD Ultra-Wide View Wi-Fi Camera	**Note : 802.11a_5300MHz**

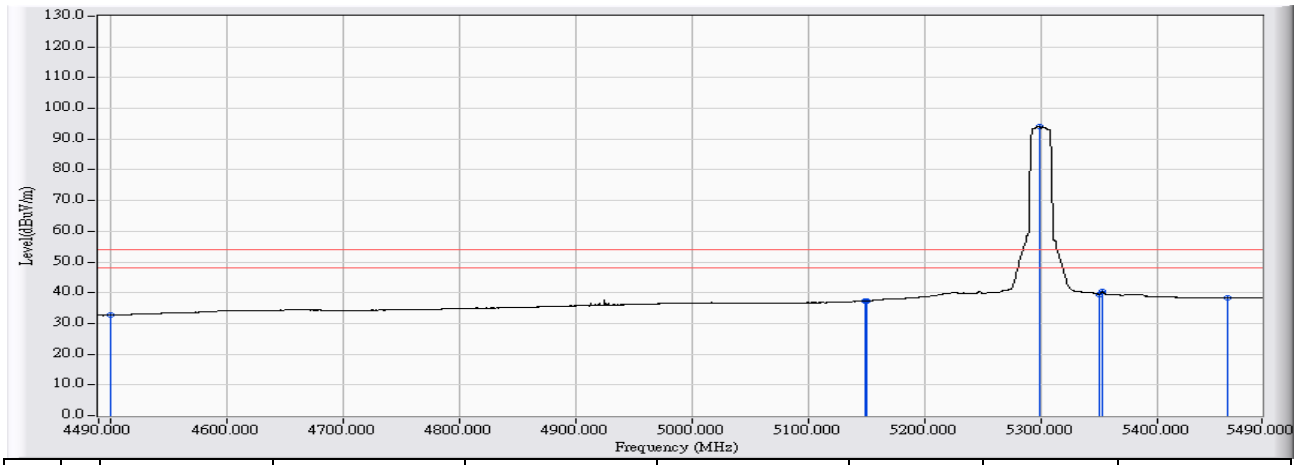

		Frequency (MHz)	Correct Factor (dB)	Reading Level (dBuV)	Measure Level (dBuV/m)	Margin (dB)	Limit (dBuV/m)	Detector Type
1		4500.000	-11.007	43.699	32.692	-21.308	54.000	AVERAGE
2		5148.500	-7.802	45.092	37.290	-16.710	54.000	AVERAGE
3		5150.000	-7.796	45.095	37.299	-16.701	54.000	AVERAGE
4	*	5299.000	-7.265	101.401	94.135	40.135	54.000	AVERAGE
5		5350.000	-7.115	46.667	39.552	-14.448	54.000	AVERAGE
6		5352.500	-7.108	47.395	40.287	-13.713	54.000	AVERAGE
7		5460.000	-6.784	45.176	38.392	-15.608	54.000	AVERAGE

Note:

1. All readings above 1GHz are performed with peak and/or average measurements as necessary.
2. Peak measurements: RBW = 1MHz, VBW = 1MHz, Sweep: Auto.
3. Average measurements: RBW = 1MHz, VBW = 10 Hz, Sweep: Auto.
4. “ * ”, means this data is the worst emission level.
5. Measurement Level = Reading Level + Correct Factor.
6. The average measurement was not performed when the peak measured data under the limit of average detection.

Site : CB1	**Time : 2015/07/18 - 11:36**
Limit : FCC_SpartC_15.209_03M_PK	**Margin : 6**
Probe : CB1_FCC_EFS_1-18G_H2 - HORIZONTAL	**Power : AC 120V/60Hz**
EUT : Full HD Ultra-Wide View Wi-Fi Camera	**Note : 802.11a_5320MHz**

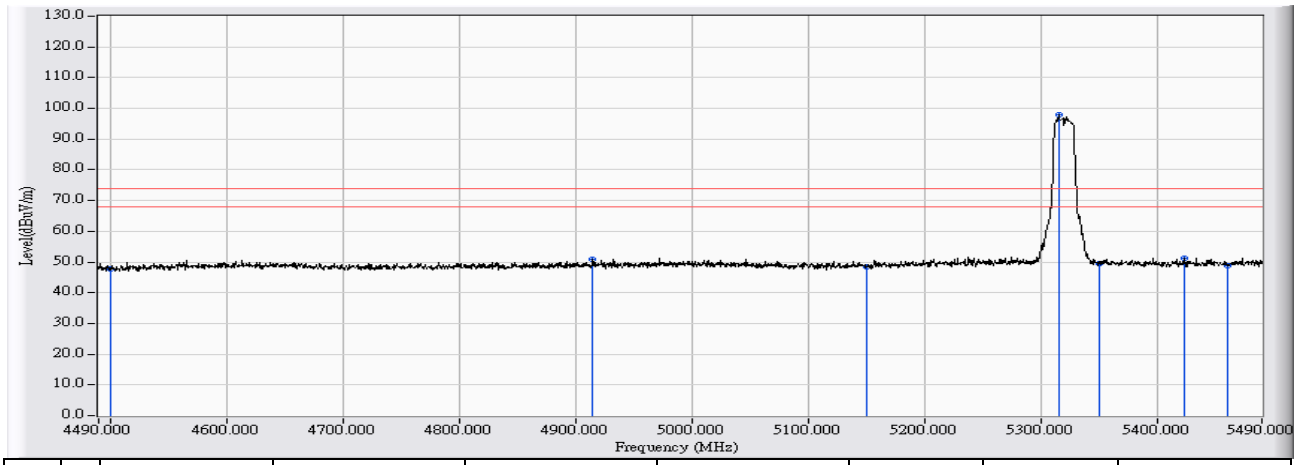

		Frequency (MHz)	Correct Factor (dB)	Reading Level (dBuV)	Measure Level (dBuV/m)	Margin (dB)	Limit (dBuV/m)	Detector Type
1		4500.000	-7.384	55.009	47.626	-26.374	74.000	PEAK
2		4914.500	-6.924	57.931	51.006	-22.994	74.000	PEAK
3		5150.000	-6.827	55.440	48.612	-25.388	74.000	PEAK
4	*	5315.500	-6.730	104.552	97.822	23.822	74.000	PEAK
5		5350.000	-6.666	56.274	49.608	-24.392	74.000	PEAK
6		5423.000	-6.529	57.867	51.338	-22.662	74.000	PEAK
7		5460.000	-6.457	55.324	48.867	-25.133	74.000	PEAK

Note:

1. All readings above 1GHz are performed with peak and/or average measurements as necessary.
2. Peak measurements: RBW = 1MHz, VBW = 1MHz, Sweep: Auto.
3. Average measurements: RBW = 1MHz, VBW = 10 Hz, Sweep: Auto.
4. “ * ”, means this data is the worst emission level.
5. Measurement Level = Reading Level + Correct Factor.
6. The average measurement was not performed when the peak measured data under the limit of average detection.

Site : CB1	**Time : 2015/07/18 - 11:37**
Limit : FCC_SpartC_15.209_03M_AV	**Margin : 6**
Probe : CB1_FCC_EFS_1-18G_H2 - HORIZONTAL	**Power : AC 120V/60Hz**
EUT : Full HD Ultra-Wide View Wi-Fi Camera	**Note : 802.11a_5320MHz**

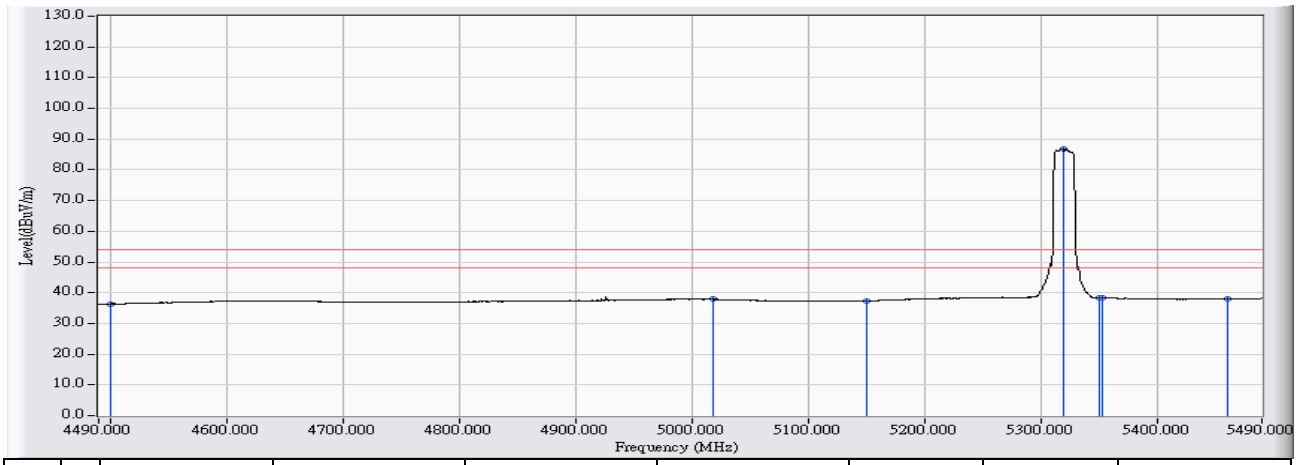

		Frequency (MHz)	Correct Factor (dB)	Reading Level (dBuV)	Measure Level (dBuV/m)	Margin (dB)	Limit (dBuV/m)	Detector Type
1		4500.000	-7.384	43.728	36.345	-17.655	54.000	AVERAGE
2		5018.000	-6.819	44.730	37.911	-16.089	54.000	AVERAGE
3		5150.000	-6.827	44.195	37.367	-16.633	54.000	AVERAGE
4	*	5319.000	-6.723	93.583	86.860	32.860	54.000	AVERAGE
5		5350.000	-6.666	44.935	38.269	-15.731	54.000	AVERAGE
6		5352.500	-6.662	44.944	38.283	-15.717	54.000	AVERAGE
7		5460.000	-6.457	44.468	38.011	-15.989	54.000	AVERAGE

Note:

1. All readings above 1GHz are performed with peak and/or average measurements as necessary.
2. Peak measurements: RBW = 1MHz, VBW = 1MHz, Sweep: Auto.
3. Average measurements: RBW = 1MHz, VBW = 10 Hz, Sweep: Auto.
4. “ * ”, means this data is the worst emission level.
5. Measurement Level = Reading Level + Correct Factor.
6. The average measurement was not performed when the peak measured data under the limit of average detection.

Site : CB1	**Time : 2015/07/18 - 11:41**
Limit : FCC_SpartC_15.209_03M_PK	**Margin : 6**
Probe : CB1_FCC_EFS_1-18G_H2 - VERTICAL	**Power : AC 120V/60Hz**
EUT : Full HD Ultra-Wide View Wi-Fi Camera	**Note : 802.11a_5320MHz**

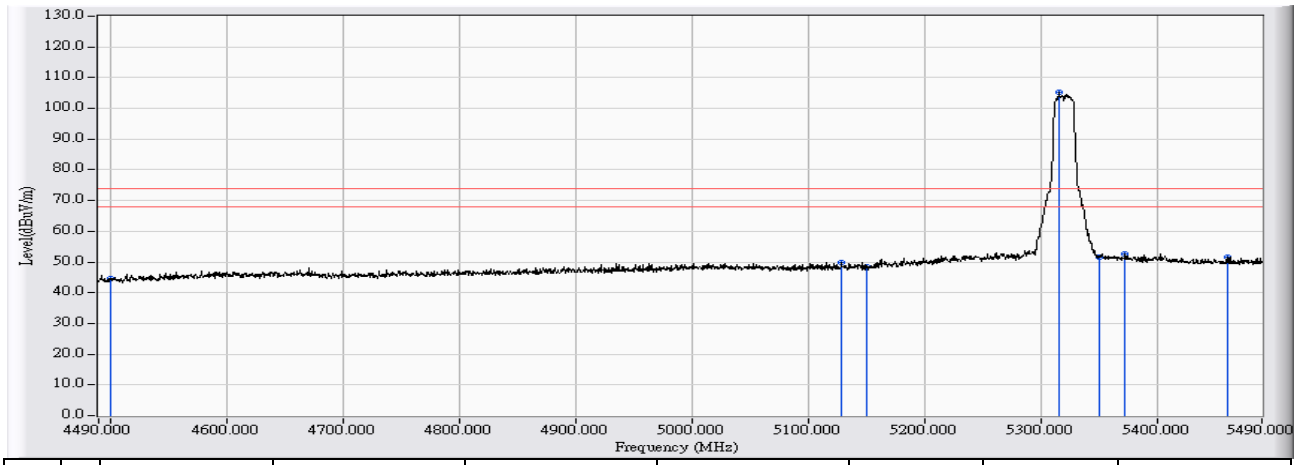

		Frequency (MHz)	Correct Factor (dB)	Reading Level (dBuV)	Measure Level (dBuV/m)	Margin (dB)	Limit (dBuV/m)	Detector Type
1		4500.000	-11.007	55.752	44.745	-29.255	74.000	PEAK
2		5128.500	-7.882	57.565	49.684	-24.316	74.000	PEAK
3		5150.000	-7.796	56.307	48.511	-25.489	74.000	PEAK
4	*	5315.500	-7.217	112.534	105.317	31.317	74.000	PEAK
5		5350.000	-7.115	58.531	51.416	-22.584	74.000	PEAK
6		5372.500	-7.048	59.667	52.619	-21.381	74.000	PEAK
7		5460.000	-6.784	58.197	51.413	-22.587	74.000	PEAK

Note:

1. All readings above 1GHz are performed with peak and/or average measurements as necessary.
2. Peak measurements: RBW = 1MHz, VBW = 1MHz, Sweep: Auto.
3. Average measurements: RBW = 1MHz, VBW = 10 Hz, Sweep: Auto.
4. “ * ”, means this data is the worst emission level.
5. Measurement Level = Reading Level + Correct Factor.
6. The average measurement was not performed when the peak measured data under the limit of average detection.

Site : CB1	**Time : 2015/07/18 - 11:42**
Limit : FCC_SpartC_15.209_03M_AV	**Margin : 6**
Probe : CB1_FCC_EFS_1-18G_H2 - VERTICAL	**Power : AC 120V/60Hz**
EUT : Full HD Ultra-Wide View Wi-Fi Camera	**Note : 802.11a_5320MHz**

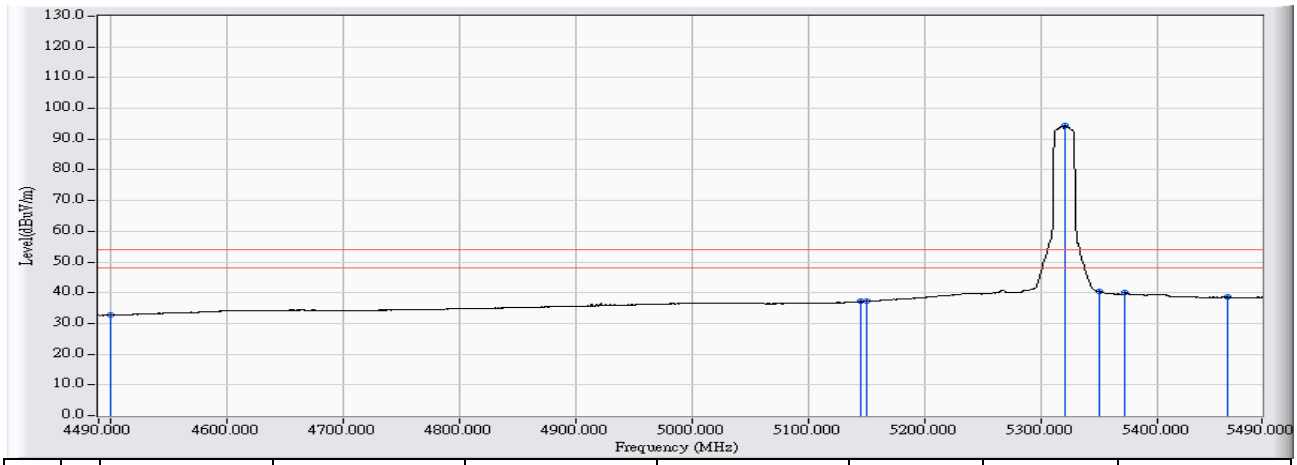

		Frequency (MHz)	Correct Factor (dB)	Reading Level (dBuV)	Measure Level (dBuV/m)	Margin (dB)	Limit (dBuV/m)	Detector Type
1		4500.000	-11.007	43.686	32.679	-21.321	54.000	AVERAGE
2		5145.500	-7.814	44.950	37.136	-16.864	54.000	AVERAGE
3		5150.000	-7.796	44.944	37.148	-16.852	54.000	AVERAGE
4	*	5321.000	-7.201	101.492	94.291	40.291	54.000	AVERAGE
5		5350.000	-7.115	47.510	40.395	-13.605	54.000	AVERAGE
6		5372.000	-7.049	47.022	39.972	-14.028	54.000	AVERAGE
7		5460.000	-6.784	45.356	38.572	-15.428	54.000	AVERAGE

Note:

1. All readings above 1GHz are performed with peak and/or average measurements as necessary.
2. Peak measurements: RBW = 1MHz, VBW = 1MHz, Sweep: Auto.
3. Average measurements: RBW = 1MHz, VBW = 10 Hz, Sweep: Auto.
4. “ * ”, means this data is the worst emission level.
5. Measurement Level = Reading Level + Correct Factor.
6. The average measurement was not performed when the peak measured data under the limit of average detection.

Site : CB1	**Time : 2015/07/18 - 11:47**
Limit : FCC_SpartC_15.209_03M_PK	**Margin : 6**
Probe : CB1_FCC_EFS_1-18G_H2 - HORIZONTAL	**Power : AC 120V/60Hz**
EUT : Full HD Ultra-Wide View Wi-Fi Camera	**Note : 802.11n20_5260MHz**

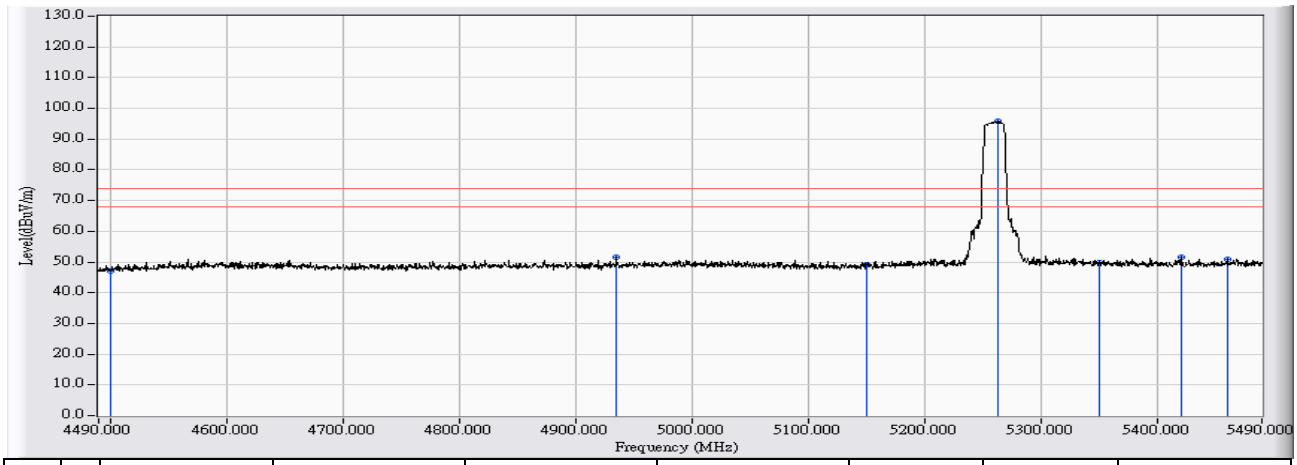

		Frequency (MHz)	Correct Factor (dB)	Reading Level (dBuV)	Measure Level (dBuV/m)	Margin (dB)	Limit (dBuV/m)	Detector Type
1		4500.000	-7.384	54.597	47.214	-26.786	74.000	PEAK
2		4935.000	-6.900	58.384	51.484	-22.516	74.000	PEAK
3		5150.000	-6.827	56.023	49.195	-24.805	74.000	PEAK
4	*	5263.000	-6.823	102.769	95.946	21.946	74.000	PEAK
5		5350.000	-6.666	56.393	49.727	-24.273	74.000	PEAK
6		5420.500	-6.534	58.082	51.548	-22.452	74.000	PEAK
7		5460.000	-6.457	57.265	50.808	-23.192	74.000	PEAK

Note:

1. All readings above 1GHz are performed with peak and/or average measurements as necessary.
2. Peak measurements: RBW = 1MHz, VBW = 1MHz, Sweep: Auto.
3. Average measurements: RBW = 1MHz, VBW = 10 Hz, Sweep: Auto.
4. “ * ”, means this data is the worst emission level.
5. Measurement Level = Reading Level + Correct Factor.
6. The average measurement was not performed when the peak measured data under the limit of average detection.

Site : CB1	**Time : 2015/07/18 - 11:51**
Limit : FCC_SpartC_15.209_03M_AV	**Margin : 6**
Probe : CB1_FCC_EFS_1-18G_H2 - HORIZONTAL	**Power : AC 120V/60Hz**
EUT : Full HD Ultra-Wide View Wi-Fi Camera	**Note : 802.11n20_5260MHz**

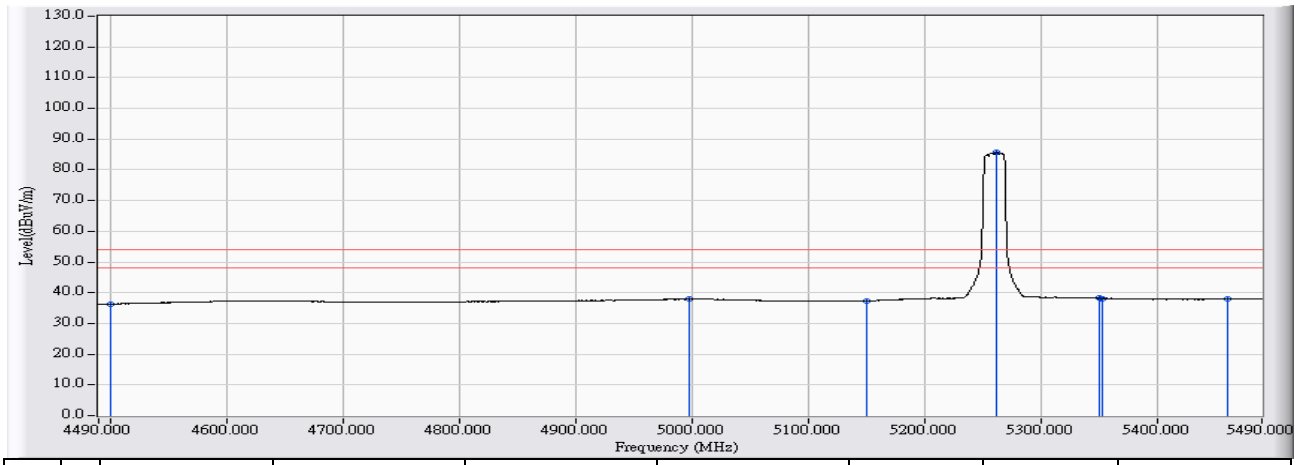

		Frequency (MHz)	Correct Factor (dB)	Reading Level (dBuV)	Measure Level (dBuV/m)	Margin (dB)	Limit (dBuV/m)	Detector Type
1		4500.000	-7.384	43.726	36.343	-17.657	54.000	AVERAGE
2		4997.500	-6.825	44.712	37.887	-16.113	54.000	AVERAGE
3		5150.000	-6.827	44.189	37.361	-16.639	54.000	AVERAGE
4	*	5262.000	-6.824	92.566	85.741	31.741	54.000	AVERAGE
5		5350.000	-6.666	44.849	38.183	-15.817	54.000	AVERAGE
6		5352.500	-6.662	44.814	38.153	-15.847	54.000	AVERAGE
7		5460.000	-6.457	44.399	37.942	-16.058	54.000	AVERAGE

Note:

1. All readings above 1GHz are performed with peak and/or average measurements as necessary.
2. Peak measurements: RBW = 1MHz, VBW = 1MHz, Sweep: Auto.
3. Average measurements: RBW = 1MHz, VBW = 10 Hz, Sweep: Auto.
4. " * ", means this data is the worst emission level.
5. Measurement Level = Reading Level + Correct Factor.
6. The average measurement was not performed when the peak measured data under the limit of average detection.

Site : CB1	**Time : 2015/07/18 - 11:56**
Limit : FCC_SpartC_15.209_03M_PK	**Margin : 6**
Probe : CB1_FCC_EFS_1-18G_H2 - VERTICAL	**Power : AC 120V/60Hz**
EUT : Full HD Ultra-Wide View Wi-Fi Camera	**Note : 802.11n20_5260MHz**

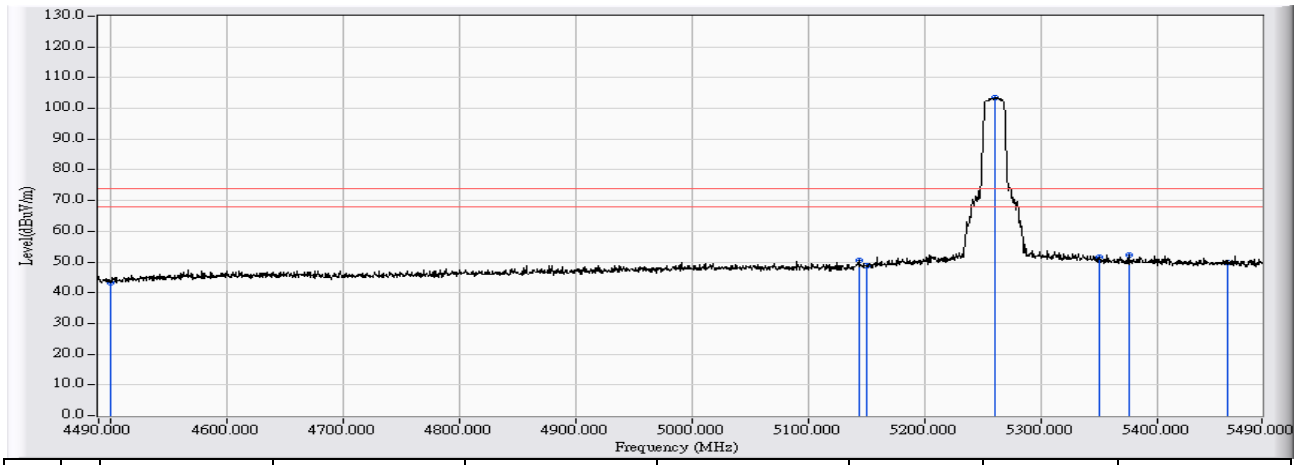

		Frequency (MHz)	Correct Factor (dB)	Reading Level (dBuV)	Measure Level (dBuV/m)	Margin (dB)	Limit (dBuV/m)	Detector Type
1		4500.000	-11.007	54.307	43.300	-30.700	74.000	PEAK
2		5143.500	-7.822	58.324	50.502	-23.498	74.000	PEAK
3		5150.000	-7.796	56.453	48.657	-25.343	74.000	PEAK
4	*	5260.000	-7.378	110.909	103.532	29.532	74.000	PEAK
5		5350.000	-7.115	58.809	51.694	-22.306	74.000	PEAK
6		5375.500	-7.040	59.254	52.214	-21.786	74.000	PEAK
7		5460.000	-6.784	56.582	49.798	-24.202	74.000	PEAK

Note:

1. All readings above 1GHz are performed with peak and/or average measurements as necessary.
2. Peak measurements: RBW = 1MHz, VBW = 1MHz, Sweep: Auto.
3. Average measurements: RBW = 1MHz, VBW = 10 Hz, Sweep: Auto.
4. “ * ”, means this data is the worst emission level.
5. Measurement Level = Reading Level + Correct Factor.
6. The average measurement was not performed when the peak measured data under the limit of average detection.

Site : CB1	**Time : 2015/07/18 - 11:58**
Limit : FCC_SpartC_15.209_03M_AV	**Margin : 6**
Probe : CB1_FCC_EFS_1-18G_H2 - VERTICAL	**Power : AC 120V/60Hz**
EUT : Full HD Ultra-Wide View Wi-Fi Camera	**Note : 802.11n20_5260MHz**

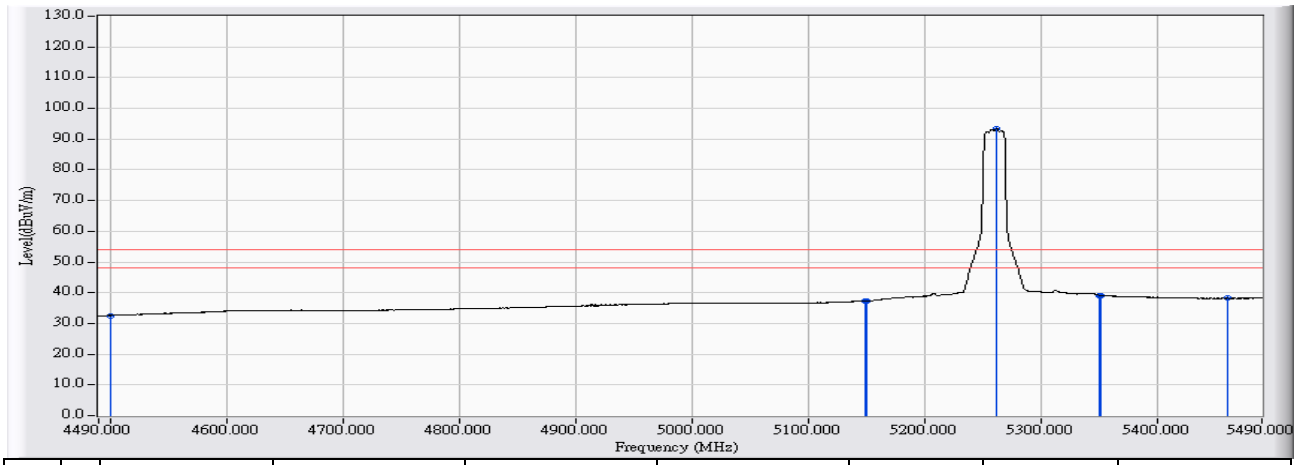

		Frequency (MHz)	Correct Factor (dB)	Reading Level (dBuV)	Measure Level (dBuV/m)	Margin (dB)	Limit (dBuV/m)	Detector Type
1		4500.000	-11.007	43.585	32.578	-21.422	54.000	AVERAGE
2		5148.500	-7.802	45.103	37.301	-16.699	54.000	AVERAGE
3		5150.000	-7.796	45.153	37.357	-16.643	54.000	AVERAGE
4	*	5262.000	-7.371	100.626	93.255	39.255	54.000	AVERAGE
5		5350.000	-7.115	46.270	39.155	-14.845	54.000	AVERAGE
6		5351.000	-7.113	46.227	39.115	-14.885	54.000	AVERAGE
7		5460.000	-6.784	44.961	38.177	-15.823	54.000	AVERAGE

Note:

1. All readings above 1GHz are performed with peak and/or average measurements as necessary.
2. Peak measurements: RBW = 1MHz, VBW = 1MHz, Sweep: Auto.
3. Average measurements: RBW = 1MHz, VBW = 10 Hz, Sweep: Auto.
4. “ * ”, means this data is the worst emission level.
5. Measurement Level = Reading Level + Correct Factor.
6. The average measurement was not performed when the peak measured data under the limit of average detection.

Site : CB1	**Time : 2015/07/18 - 12:02**
Limit : FCC_SpartC_15.209_03M_PK	**Margin : 6**
Probe : CB1_FCC_EFS_1-18G_H2 - HORIZONTAL	**Power : AC 120V/60Hz**
EUT : Full HD Ultra-Wide View Wi-Fi Camera	**Note : 802.11n20_5300MHz**

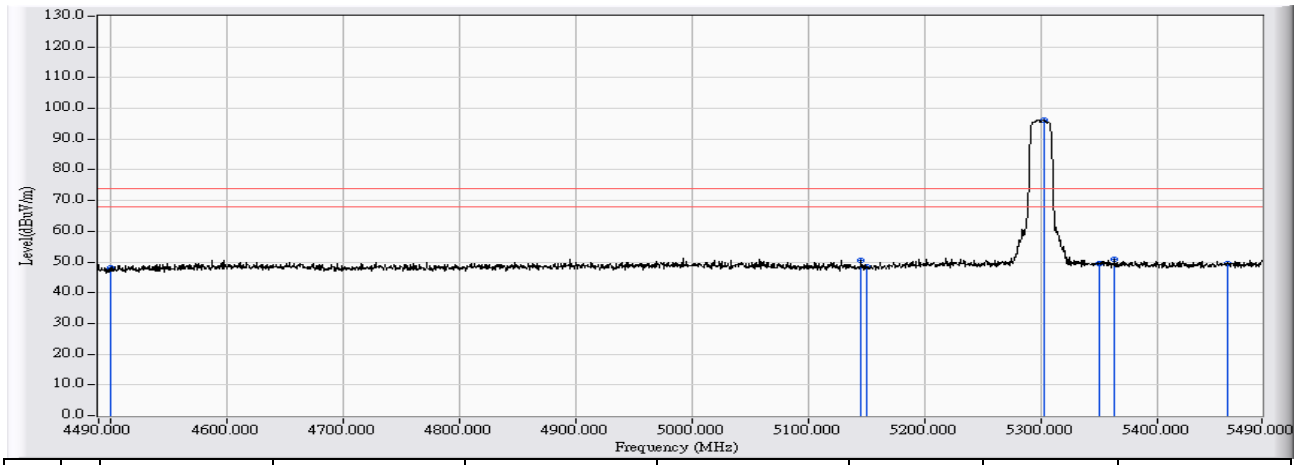

		Frequency (MHz)	Correct Factor (dB)	Reading Level (dBuV)	Measure Level (dBuV/m)	Margin (dB)	Limit (dBuV/m)	Detector Type
1		4500.000	-7.384	55.495	48.112	-25.888	74.000	PEAK
2		5145.500	-6.827	57.191	50.364	-23.636	74.000	PEAK
3		5150.000	-6.827	55.212	48.384	-25.616	74.000	PEAK
4	*	5302.500	-6.754	103.110	96.356	22.356	74.000	PEAK
5		5350.000	-6.666	55.993	49.327	-24.673	74.000	PEAK
6		5363.500	-6.641	57.596	50.955	-23.045	74.000	PEAK
7		5460.000	-6.457	56.051	49.594	-24.406	74.000	PEAK

Note:

1. All readings above 1GHz are performed with peak and/or average measurements as necessary.
2. Peak measurements: RBW = 1MHz, VBW = 1MHz, Sweep: Auto.
3. Average measurements: RBW = 1MHz, VBW = 10 Hz, Sweep: Auto.
4. “ * ”, means this data is the worst emission level.
5. Measurement Level = Reading Level + Correct Factor.
6. The average measurement was not performed when the peak measured data under the limit of average detection.

Site : CB1	**Time : 2015/07/18 - 12:04**
Limit : FCC_SpartC_15.209_03M_AV	**Margin : 6**
Probe : CB1_FCC_EFS_1-18G_H2 - HORIZONTAL	**Power : AC 120V/60Hz**
EUT : Full HD Ultra-Wide View Wi-Fi Camera	**Note : 802.11n20_5300MHz**

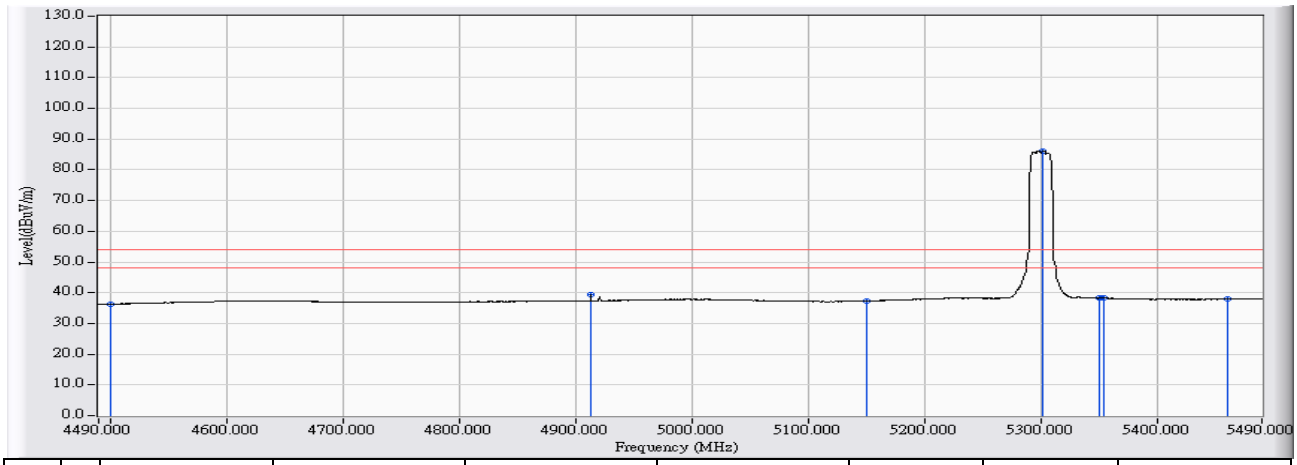

		Frequency (MHz)	Correct Factor (dB)	Reading Level (dBuV)	Measure Level (dBuV/m)	Margin (dB)	Limit (dBuV/m)	Detector Type
1		4500.000	-7.384	43.658	36.275	-17.725	54.000	AVERAGE
2		4913.000	-6.927	46.150	39.223	-14.777	54.000	AVERAGE
3		5150.000	-6.827	44.149	37.321	-16.679	54.000	AVERAGE
4	*	5301.500	-6.756	92.944	86.188	32.188	54.000	AVERAGE
5		5350.000	-6.666	44.847	38.181	-15.819	54.000	AVERAGE
6		5353.500	-6.660	44.990	38.330	-15.670	54.000	AVERAGE
7		5460.000	-6.457	44.369	37.912	-16.088	54.000	AVERAGE

Note:

1. All readings above 1GHz are performed with peak and/or average measurements as necessary.
2. Peak measurements: RBW = 1MHz, VBW = 1MHz, Sweep: Auto.
3. Average measurements: RBW = 1MHz, VBW = 10 Hz, Sweep: Auto.
4. " * ", means this data is the worst emission level.
5. Measurement Level = Reading Level + Correct Factor.
6. The average measurement was not performed when the peak measured data under the limit of average detection.

Site : CB1	**Time : 2015/07/18 - 12:08**
Limit : FCC_SpartC_15.209_03M_PK	**Margin : 6**
Probe : CB1_FCC_EFS_1-18G_H2 - VERTICAL	**Power : AC 120V/60Hz**
EUT : Full HD Ultra-Wide View Wi-Fi Camera	**Note : 802.11n20_5300MHz**

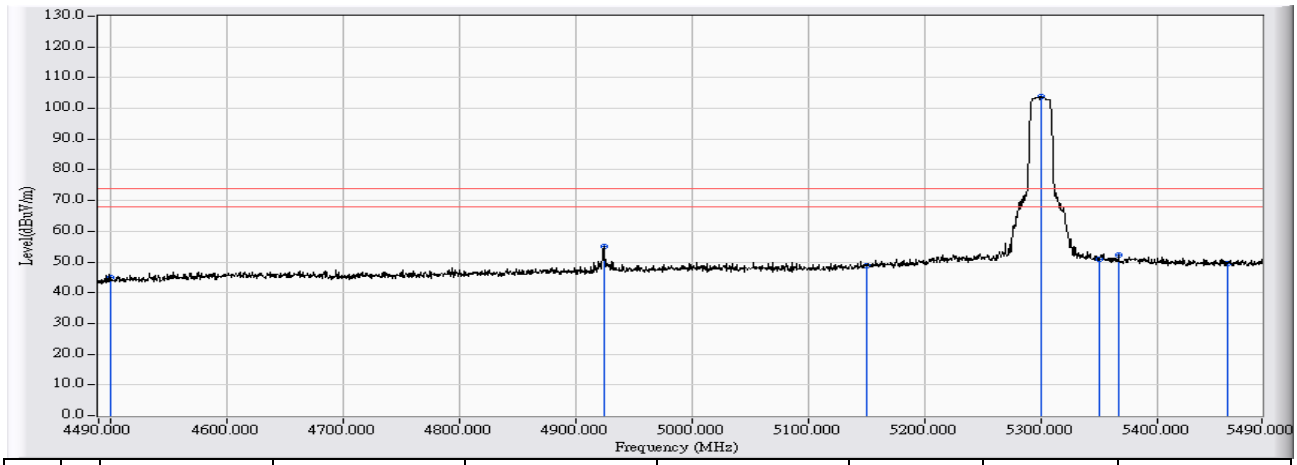

		Frequency (MHz)	Correct Factor (dB)	Reading Level (dBuV)	Measure Level (dBuV/m)	Margin (dB)	Limit (dBuV/m)	Detector Type
1		4500.000	-11.007	55.852	44.845	-29.155	74.000	PEAK
2		4924.000	-8.805	64.009	55.204	-18.796	74.000	PEAK
3		5150.000	-7.796	56.632	48.836	-25.164	74.000	PEAK
4	*	5300.000	-7.263	111.017	103.754	29.754	74.000	PEAK
5		5350.000	-7.115	57.884	50.769	-23.231	74.000	PEAK
6		5367.000	-7.064	59.345	52.280	-21.720	74.000	PEAK
7		5460.000	-6.784	56.340	49.556	-24.444	74.000	PEAK

Note:

1. All readings above 1GHz are performed with peak and/or average measurements as necessary.
2. Peak measurements: RBW = 1MHz, VBW = 1MHz, Sweep: Auto.
3. Average measurements: RBW = 1MHz, VBW = 10 Hz, Sweep: Auto.
4. “ * ”, means this data is the worst emission level.
5. Measurement Level = Reading Level + Correct Factor.
6. The average measurement was not performed when the peak measured data under the limit of average detection.

Site : CB1	**Time : 2015/07/18 - 12:10**
Limit : FCC_SpartC_15.209_03M_AV	**Margin : 6**
Probe : CB1_FCC_EFS_1-18G_H2 - VERTICAL	**Power : AC 120V/60Hz**
EUT : Full HD Ultra-Wide View Wi-Fi Camera	**Note : 802.11n20_5300MHz**

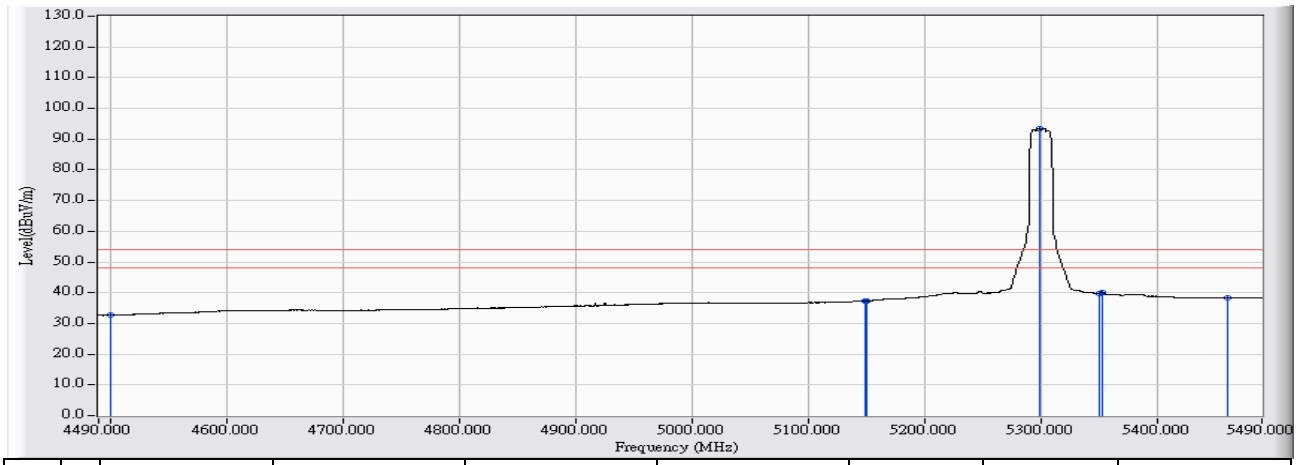

		Frequency (MHz)	Correct Factor (dB)	Reading Level (dBuV)	Measure Level (dBuV/m)	Margin (dB)	Limit (dBuV/m)	Detector Type
1		4500.000	-11.007	43.678	32.671	-21.329	54.000	AVERAGE
2		5148.500	-7.802	45.123	37.321	-16.679	54.000	AVERAGE
3		5150.000	-7.796	45.106	37.310	-16.690	54.000	AVERAGE
4	*	5298.500	-7.267	100.829	93.562	39.562	54.000	AVERAGE
5		5350.000	-7.115	46.685	39.570	-14.430	54.000	AVERAGE
6		5352.500	-7.108	47.329	40.221	-13.779	54.000	AVERAGE
7		5460.000	-6.784	45.207	38.423	-15.577	54.000	AVERAGE

Note:

1. All readings above 1GHz are performed with peak and/or average measurements as necessary.
2. Peak measurements: RBW = 1MHz, VBW = 1MHz, Sweep: Auto.
3. Average measurements: RBW = 1MHz, VBW = 10 Hz, Sweep: Auto.
4. " * ", means this data is the worst emission level.
5. Measurement Level = Reading Level + Correct Factor.
6. The average measurement was not performed when the peak measured data under the limit of average detection.

Site : CB1	**Time : 2015/07/18 - 12:14**
Limit : FCC_SpartC_15.209_03M_PK	**Margin : 6**
Probe : CB1_FCC_EFS_1-18G_H2 - HORIZONTAL	**Power : AC 120V/60Hz**
EUT : Full HD Ultra-Wide View Wi-Fi Camera	**Note : 802.11n20_5320MHz**

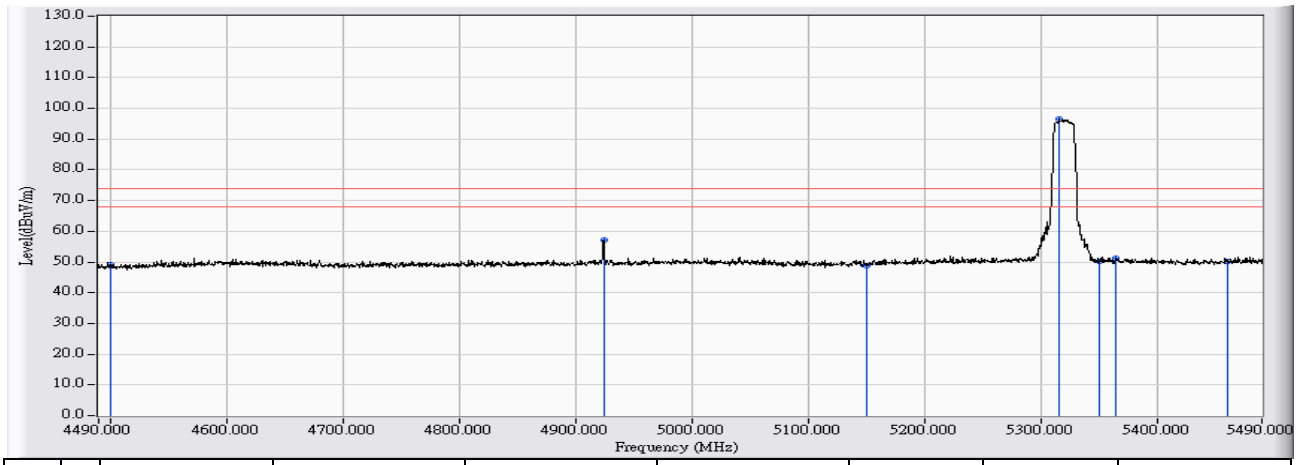

		Frequency (MHz)	Correct Factor (dB)	Reading Level (dBuV)	Measure Level (dBuV/m)	Margin (dB)	Limit (dBuV/m)	Detector Type
1		4500.000	-7.384	56.605	49.222	-24.778	74.000	PEAK
2		4924.000	-6.913	64.165	57.252	-16.748	74.000	PEAK
3		5150.000	-6.827	55.672	48.844	-25.156	74.000	PEAK
4	*	5315.500	-6.730	103.319	96.589	22.589	74.000	PEAK
5		5350.000	-6.666	56.989	50.323	-23.677	74.000	PEAK
6		5364.500	-6.639	58.030	51.391	-22.609	74.000	PEAK
7		5460.000	-6.457	56.680	50.223	-23.777	74.000	PEAK

Note:

1. All readings above 1GHz are performed with peak and/or average measurements as necessary.
2. Peak measurements: RBW = 1MHz, VBW = 1MHz, Sweep: Auto.
3. Average measurements: RBW = 1MHz, VBW = 10 Hz, Sweep: Auto.
4. " * ", means this data is the worst emission level.
5. Measurement Level = Reading Level + Correct Factor.
6. The average measurement was not performed when the peak measured data under the limit of average detection.

Site : CB1	**Time : 2015/07/18 - 12:16**
Limit : FCC_SpartC_15.209_03M_AV	**Margin : 6**
Probe : CB1_FCC_EFS_1-18G_H2 - HORIZONTAL	**Power : AC 120V/60Hz**
EUT : Full HD Ultra-Wide View Wi-Fi Camera	**Note : 802.11n20_5320MHz**

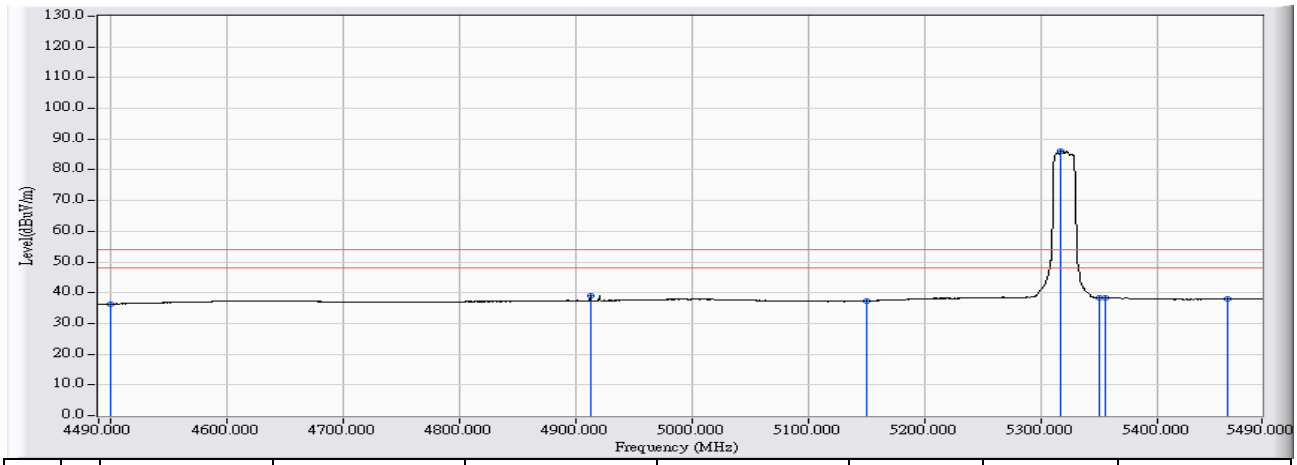

		Frequency (MHz)	Correct Factor (dB)	Reading Level (dBuV)	Measure Level (dBuV/m)	Margin (dB)	Limit (dBuV/m)	Detector Type
1		4500.000	-7.384	43.717	36.334	-17.666	54.000	AVERAGE
2		4912.500	-6.928	46.068	39.141	-14.859	54.000	AVERAGE
3		5150.000	-6.827	44.153	37.325	-16.675	54.000	AVERAGE
4	*	5317.500	-6.726	92.733	86.007	32.007	54.000	AVERAGE
5		5350.000	-6.666	44.988	38.322	-15.678	54.000	AVERAGE
6		5355.000	-6.656	44.979	38.322	-15.678	54.000	AVERAGE
7		5460.000	-6.457	44.405	37.948	-16.052	54.000	AVERAGE

Note:

1. All readings above 1GHz are performed with peak and/or average measurements as necessary.
2. Peak measurements: RBW = 1MHz, VBW = 1MHz, Sweep: Auto.
3. Average measurements: RBW = 1MHz, VBW = 10 Hz, Sweep: Auto.
4. “ * ”, means this data is the worst emission level.
5. Measurement Level = Reading Level + Correct Factor.
6. The average measurement was not performed when the peak measured data under the limit of average detection.

Site : CB1	**Time : 2015/07/18 - 12:22**
Limit : FCC_SpartC_15.209_03M_PK	**Margin : 6**
Probe : CB1_FCC_EFS_1-18G_H2 - VERTICAL	**Power : AC 120V/60Hz**
EUT : Full HD Ultra-Wide View Wi-Fi Camera	**Note : 802.11n20_5320MHz**

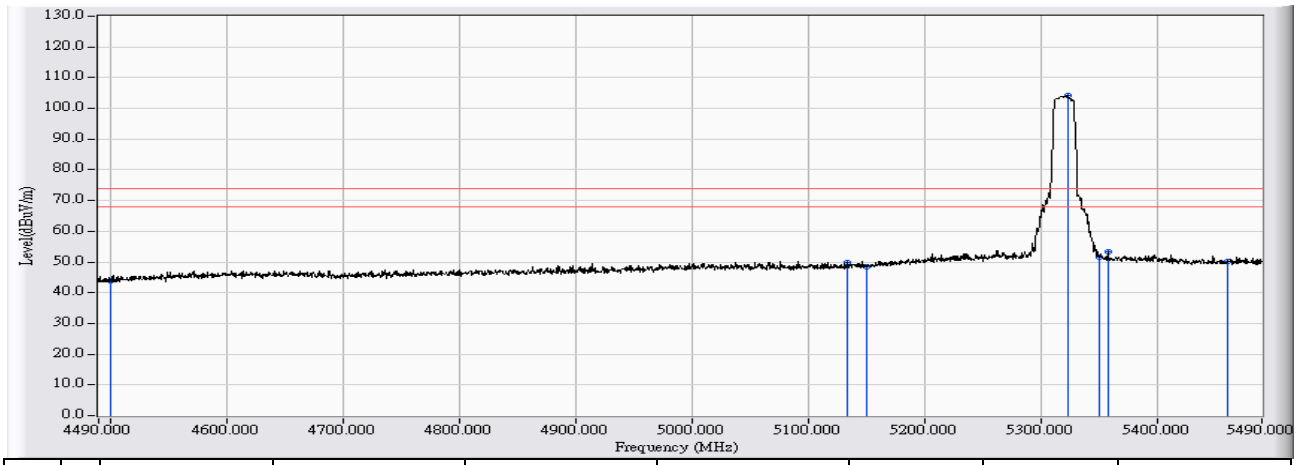

		Frequency (MHz)	Correct Factor (dB)	Reading Level (dBuV)	Measure Level (dBuV/m)	Margin (dB)	Limit (dBuV/m)	Detector Type
1		4500.000	-11.007	54.856	43.849	-30.151	74.000	PEAK
2		5133.000	-7.863	57.669	49.806	-24.194	74.000	PEAK
3		5150.000	-7.796	56.386	48.590	-25.410	74.000	PEAK
4	*	5323.000	-7.195	111.408	104.213	30.213	74.000	PEAK
5		5350.000	-7.115	58.661	51.546	-22.454	74.000	PEAK
6		5357.500	-7.093	60.311	53.218	-20.782	74.000	PEAK
7		5460.000	-6.784	56.909	50.125	-23.875	74.000	PEAK

Note:

1. All readings above 1GHz are performed with peak and/or average measurements as necessary.
2. Peak measurements: RBW = 1MHz, VBW = 1MHz, Sweep: Auto.
3. Average measurements: RBW = 1MHz, VBW = 10 Hz, Sweep: Auto.
4. “ * ”, means this data is the worst emission level.
5. Measurement Level = Reading Level + Correct Factor.
6. The average measurement was not performed when the peak measured data under the limit of average detection.

Site : CB1	**Time : 2015/07/18 - 12:24**
Limit : FCC_SpartC_15.209_03M_AV	**Margin : 6**
Probe : CB1_FCC_EFS_1-18G_H2 - VERTICAL	**Power : AC 120V/60Hz**
EUT : Full HD Ultra-Wide View Wi-Fi Camera	**Note : 802.11n20_5320MHz**

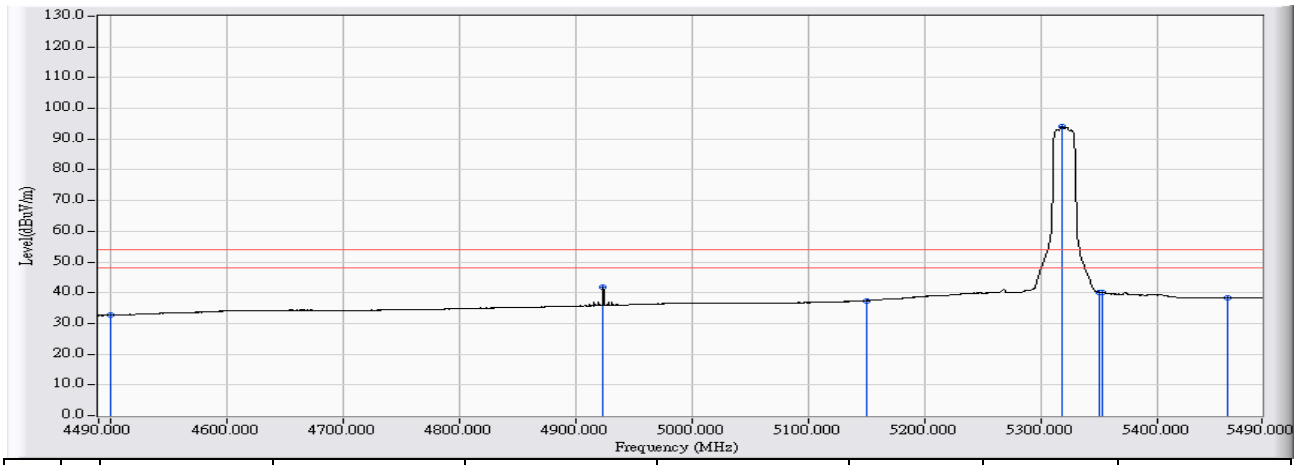

		Frequency (MHz)	Correct Factor (dB)	Reading Level (dBuV)	Measure Level (dBuV/m)	Margin (dB)	Limit (dBuV/m)	Detector Type
1		4500.000	-11.007	43.677	32.670	-21.330	54.000	AVERAGE
2		4923.500	-8.808	50.618	41.810	-12.190	54.000	AVERAGE
3		5150.000	-7.796	45.232	37.436	-16.564	54.000	AVERAGE
4	*	5318.500	-7.209	101.150	93.942	39.942	54.000	AVERAGE
5		5350.000	-7.115	47.311	40.196	-13.804	54.000	AVERAGE
6		5352.500	-7.108	47.261	40.153	-13.847	54.000	AVERAGE
7		5460.000	-6.784	45.221	38.437	-15.563	54.000	AVERAGE

Note:

1. All readings above 1GHz are performed with peak and/or average measurements as necessary.
2. Peak measurements: RBW = 1MHz, VBW = 1MHz, Sweep: Auto.
3. Average measurements: RBW = 1MHz, VBW = 10 Hz, Sweep: Auto.
4. “ * ”, means this data is the worst emission level.
5. Measurement Level = Reading Level + Correct Factor.
6. The average measurement was not performed when the peak measured data under the limit of average detection.

Site : CB1	**Time : 2015/07/18 - 12:30**
Limit : FCC_SpartC_15.209_03M_PK	**Margin : 6**
Probe : CB1_FCC_EFS_1-18G_H2 - HORIZONTAL	**Power : AC 120V/60Hz**
EUT : Full HD Ultra-Wide View Wi-Fi Camera	**Note : 802.11n40_5270MHz**

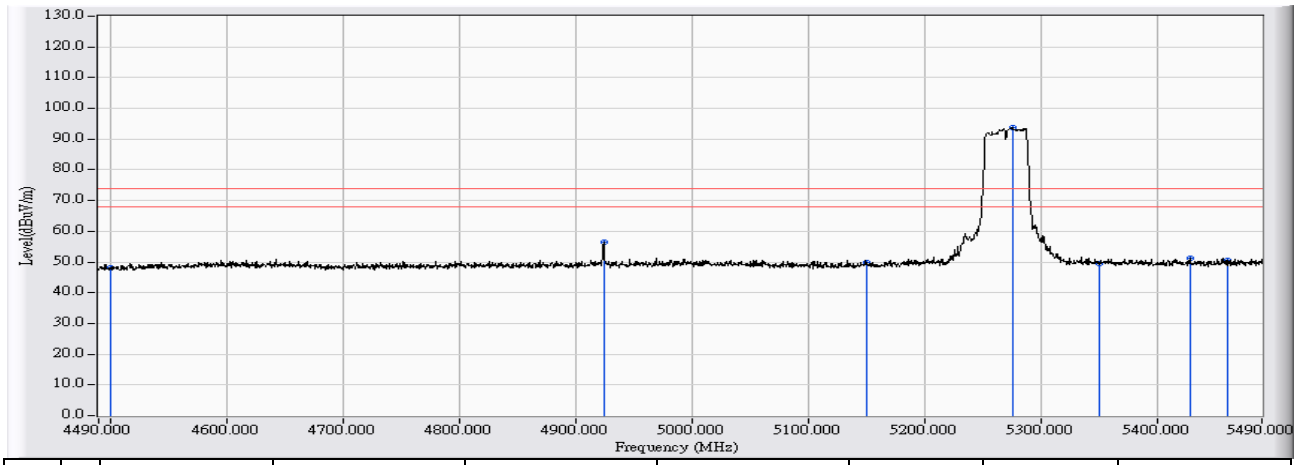

		Frequency (MHz)	Correct Factor (dB)	Reading Level (dBuV)	Measure Level (dBuV/m)	Margin (dB)	Limit (dBuV/m)	Detector Type
1		4500.000	-7.384	55.520	48.137	-25.863	74.000	PEAK
2		4924.500	-6.913	63.539	56.626	-17.374	74.000	PEAK
3		5150.000	-6.827	56.748	49.920	-24.080	74.000	PEAK
4	*	5275.500	-6.801	100.620	93.819	19.819	74.000	PEAK
5		5350.000	-6.666	56.049	49.383	-24.617	74.000	PEAK
6		5428.000	-6.519	57.776	51.257	-22.743	74.000	PEAK
7		5460.000	-6.457	57.165	50.708	-23.292	74.000	PEAK

Note:

1. All readings above 1GHz are performed with peak and/or average measurements as necessary.
2. Peak measurements: RBW = 1MHz, VBW = 1MHz, Sweep: Auto.
3. Average measurements: RBW = 1MHz, VBW = 10 Hz, Sweep: Auto.
4. " * ", means this data is the worst emission level.
5. Measurement Level = Reading Level + Correct Factor.
6. The average measurement was not performed when the peak measured data under the limit of average detection.

Site : CB1	**Time : 2015/07/18 - 12:34**
Limit : FCC_SpartC_15.209_03M_AV	**Margin : 6**
Probe : CB1_FCC_EFS_1-18G_H2 - HORIZONTAL	**Power : AC 120V/60Hz**
EUT : Full HD Ultra-Wide View Wi-Fi Camera	**Note : 802.11n40_5270MHz**

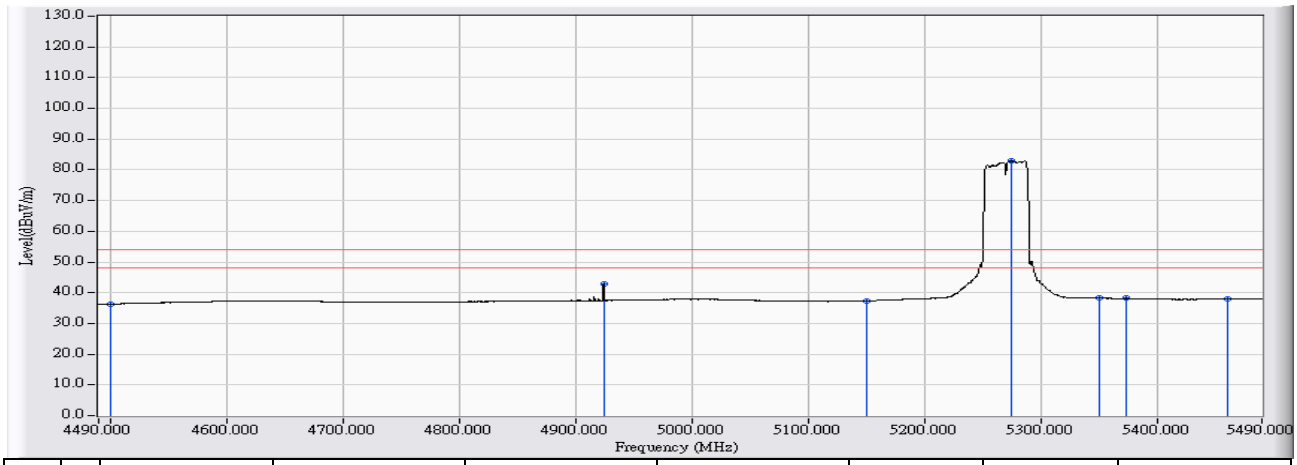

		Frequency (MHz)	Correct Factor (dB)	Reading Level (dBuV)	Measure Level (dBuV/m)	Margin (dB)	Limit (dBuV/m)	Detector Type
1		4500.000	-7.384	43.715	36.332	-17.668	54.000	AVERAGE
2		4924.000	-6.913	49.890	42.977	-11.023	54.000	AVERAGE
3		5150.000	-6.827	44.203	37.375	-16.625	54.000	AVERAGE
4	*	5275.000	-6.803	89.738	82.936	28.936	54.000	AVERAGE
5		5350.000	-6.666	44.890	38.224	-15.776	54.000	AVERAGE
6		5373.000	-6.623	44.850	38.226	-15.774	54.000	AVERAGE
7		5460.000	-6.457	44.374	37.917	-16.083	54.000	AVERAGE

Note:

1. All readings above 1GHz are performed with peak and/or average measurements as necessary.
2. Peak measurements: RBW = 1MHz, VBW = 1MHz, Sweep: Auto.
3. Average measurements: RBW = 1MHz, VBW = 10 Hz, Sweep: Auto.
4. " * ", means this data is the worst emission level.
5. Measurement Level = Reading Level + Correct Factor.
6. The average measurement was not performed when the peak measured data under the limit of average detection.

Site : CB1	**Time : 2015/07/18 - 12:40**
Limit : FCC_SpartC_15.209_03M_PK	**Margin : 6**
Probe : CB1_FCC_EFS_1-18G_H2 - VERTICAL	**Power : AC 120V/60Hz**
EUT : Full HD Ultra-Wide View Wi-Fi Camera	**Note : 802.11n40_5270MHz**

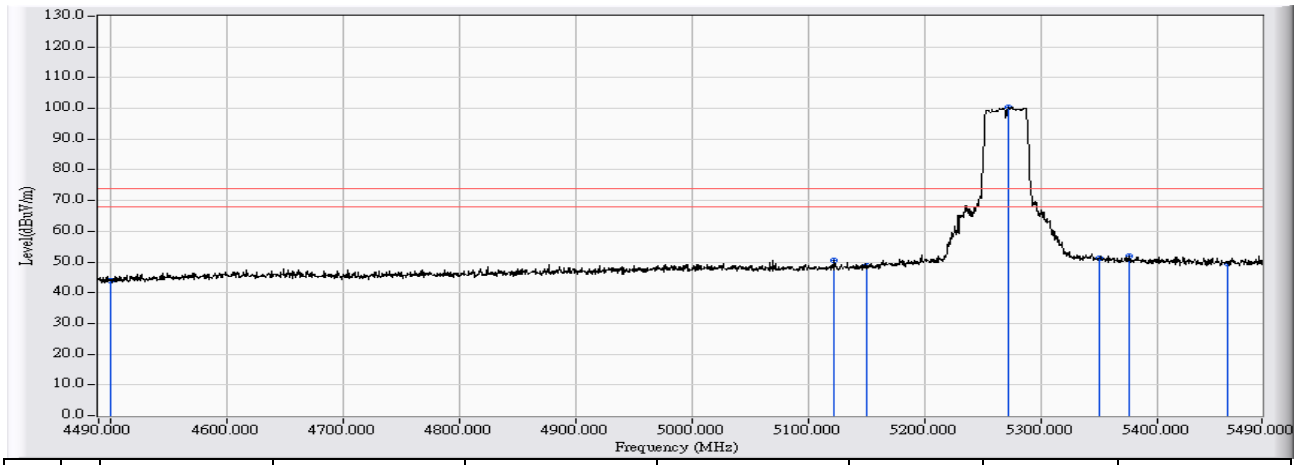

		Frequency (MHz)	Correct Factor (dB)	Reading Level (dBuV)	Measure Level (dBuV/m)	Margin (dB)	Limit (dBuV/m)	Detector Type
1		4500.000	-11.007	55.062	44.055	-29.945	74.000	PEAK
2		5122.000	-7.907	58.296	50.389	-23.611	74.000	PEAK
3		5150.000	-7.796	56.417	48.621	-25.379	74.000	PEAK
4	*	5272.000	-7.342	107.776	100.433	26.433	74.000	PEAK
5		5350.000	-7.115	58.325	51.210	-22.790	74.000	PEAK
6		5376.000	-7.039	58.886	51.848	-22.152	74.000	PEAK
7		5460.000	-6.784	56.125	49.341	-24.659	74.000	PEAK

Note:

1. All readings above 1GHz are performed with peak and/or average measurements as necessary.
2. Peak measurements: RBW = 1MHz, VBW = 1MHz, Sweep: Auto.
3. Average measurements: RBW = 1MHz, VBW = 10 Hz, Sweep: Auto.
4. “ * ”, means this data is the worst emission level.
5. Measurement Level = Reading Level + Correct Factor.
6. The average measurement was not performed when the peak measured data under the limit of average detection.

Site : CB1	**Time : 2015/07/18 - 12:42**
Limit : FCC_SpartC_15.209_03M_AV	**Margin : 6**
Probe : CB1_FCC_EFS_1-18G_H2 - VERTICAL	**Power : AC 120V/60Hz**
EUT : Full HD Ultra-Wide View Wi-Fi Camera	**Note : 802.11n40_5270MHz**

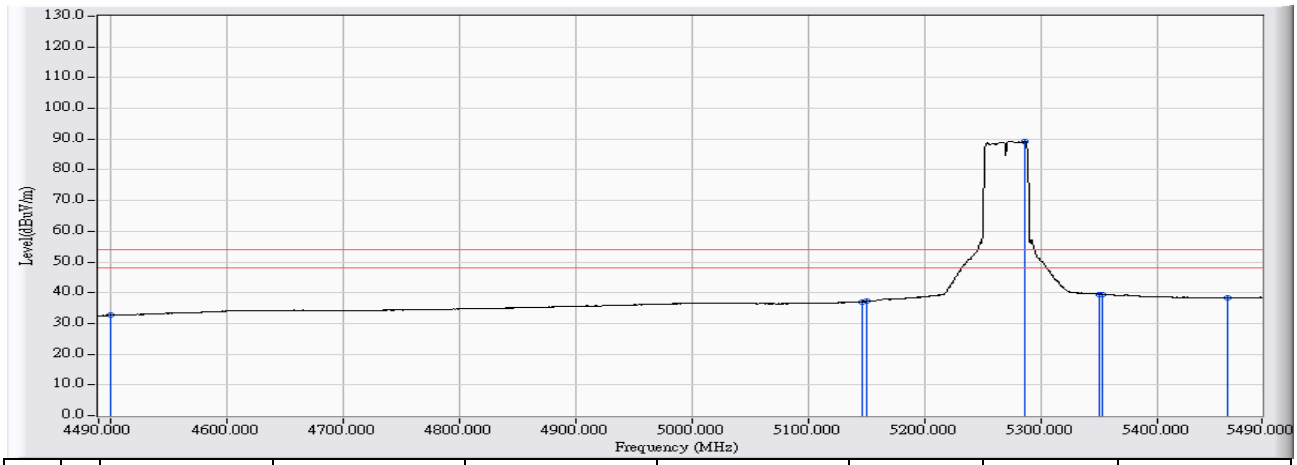

		Frequency (MHz)	Correct Factor (dB)	Reading Level (dBuV)	Measure Level (dBuV/m)	Margin (dB)	Limit (dBuV/m)	Detector Type
1		4500.000	-11.007	43.625	32.618	-21.382	54.000	AVERAGE
2		5146.000	-7.812	44.921	37.109	-16.891	54.000	AVERAGE
3		5150.000	-7.796	44.992	37.196	-16.804	54.000	AVERAGE
4	*	5286.000	-7.302	96.622	89.319	35.319	54.000	AVERAGE
5		5350.000	-7.115	46.579	39.464	-14.536	54.000	AVERAGE
6		5352.500	-7.108	46.559	39.451	-14.549	54.000	AVERAGE
7		5460.000	-6.784	45.197	38.413	-15.587	54.000	AVERAGE

Note:

1. All readings above 1GHz are performed with peak and/or average measurements as necessary.
2. Peak measurements: RBW = 1MHz, VBW = 1MHz, Sweep: Auto.
3. Average measurements: RBW = 1MHz, VBW = 10 Hz, Sweep: Auto.
4. “ * ”, means this data is the worst emission level.
5. Measurement Level = Reading Level + Correct Factor.
6. The average measurement was not performed when the peak measured data under the limit of average detection.

Site : CB1	**Time : 2015/07/18 - 12:48**
Limit : FCC_SpartC_15.209_03M_PK	**Margin : 6**
Probe : CB1_FCC_EFS_1-18G_H2 - HORIZONTAL	**Power : AC 120V/60Hz**
EUT : Full HD Ultra-Wide View Wi-Fi Camera	**Note : 802.11n40_5310MHz**

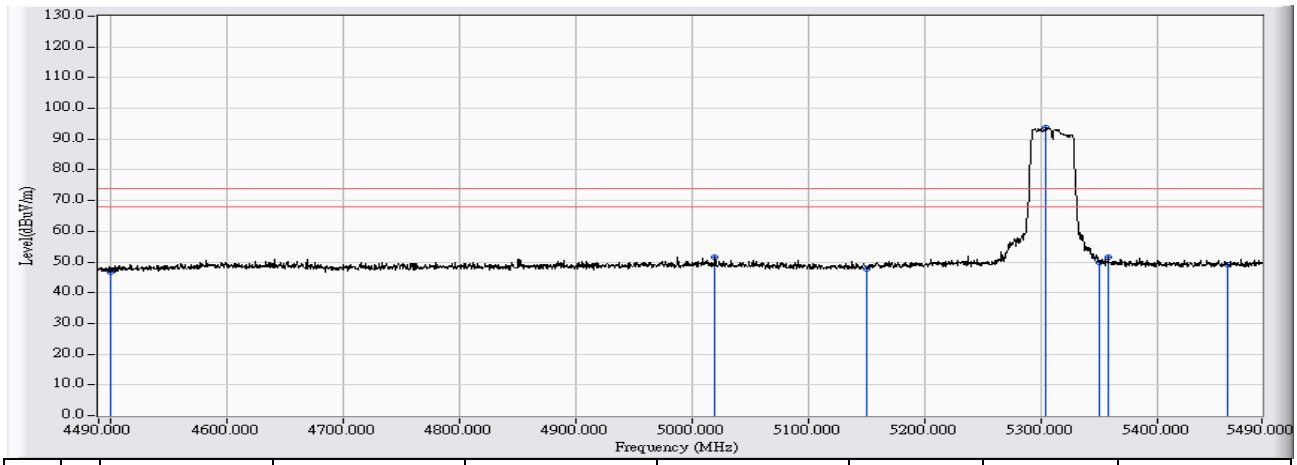

		Frequency (MHz)	Correct Factor (dB)	Reading Level (dBuV)	Measure Level (dBuV/m)	Margin (dB)	Limit (dBuV/m)	Detector Type
1		4500.000	-7.384	54.162	46.779	-27.221	74.000	PEAK
2		5019.500	-6.818	58.292	51.473	-22.527	74.000	PEAK
3		5150.000	-6.827	54.666	47.838	-26.162	74.000	PEAK
4	*	5304.500	-6.750	100.444	93.694	19.694	74.000	PEAK
5		5350.000	-6.666	56.446	49.780	-24.220	74.000	PEAK
6		5358.000	-6.651	58.167	51.516	-22.484	74.000	PEAK
7		5460.000	-6.457	55.498	49.041	-24.959	74.000	PEAK

Note:

1. All readings above 1GHz are performed with peak and/or average measurements as necessary.
2. Peak measurements: RBW = 1MHz, VBW = 1MHz, Sweep: Auto.
3. Average measurements: RBW = 1MHz, VBW = 10 Hz, Sweep: Auto.
4. “ * ”, means this data is the worst emission level.
5. Measurement Level = Reading Level + Correct Factor.
6. The average measurement was not performed when the peak measured data under the limit of average detection.

Site : CB1	**Time : 2015/07/18 - 12:50**
Limit : FCC_SpartC_15.209_03M_AV	**Margin : 6**
Probe : CB1_FCC_EFS_1-18G_H2 - HORIZONTAL	**Power : AC 120V/60Hz**
EUT : Full HD Ultra-Wide View Wi-Fi Camera	**Note : 802.11n40_5310MHz**

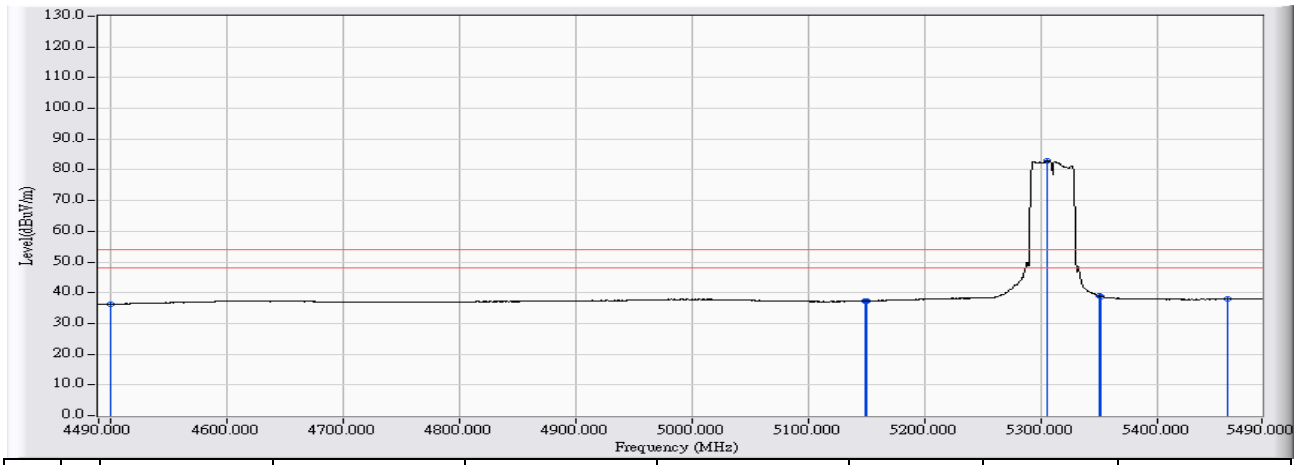

		Frequency (MHz)	Correct Factor (dB)	Reading Level (dBuV)	Measure Level (dBuV/m)	Margin (dB)	Limit (dBuV/m)	Detector Type
1		4500.000	-7.384	43.644	36.261	-17.739	54.000	AVERAGE
2		5148.500	-6.827	44.196	37.369	-16.631	54.000	AVERAGE
3		5150.000	-6.827	44.131	37.303	-16.697	54.000	AVERAGE
4	*	5306.000	-6.748	89.615	82.868	28.868	54.000	AVERAGE
5		5350.000	-6.666	45.535	38.869	-15.131	54.000	AVERAGE
6		5351.000	-6.665	45.421	38.757	-15.243	54.000	AVERAGE
7		5460.000	-6.457	44.323	37.866	-16.134	54.000	AVERAGE

Note:

1. All readings above 1GHz are performed with peak and/or average measurements as necessary.
2. Peak measurements: RBW = 1MHz, VBW = 1MHz, Sweep: Auto.
3. Average measurements: RBW = 1MHz, VBW = 10 Hz, Sweep: Auto.
4. “ * ”, means this data is the worst emission level.
5. Measurement Level = Reading Level + Correct Factor.
6. The average measurement was not performed when the peak measured data under the limit of average detection.

Site : CB1	**Time : 2015/07/18 - 12:55**
Limit : FCC_SpartC_15.209_03M_PK	**Margin : 6**
Probe : CB1_FCC_EFS_1-18G_H2 - VERTICAL	**Power : AC 120V/60Hz**
EUT : Full HD Ultra-Wide View Wi-Fi Camera	**Note : 802.11n40_5310MHz**

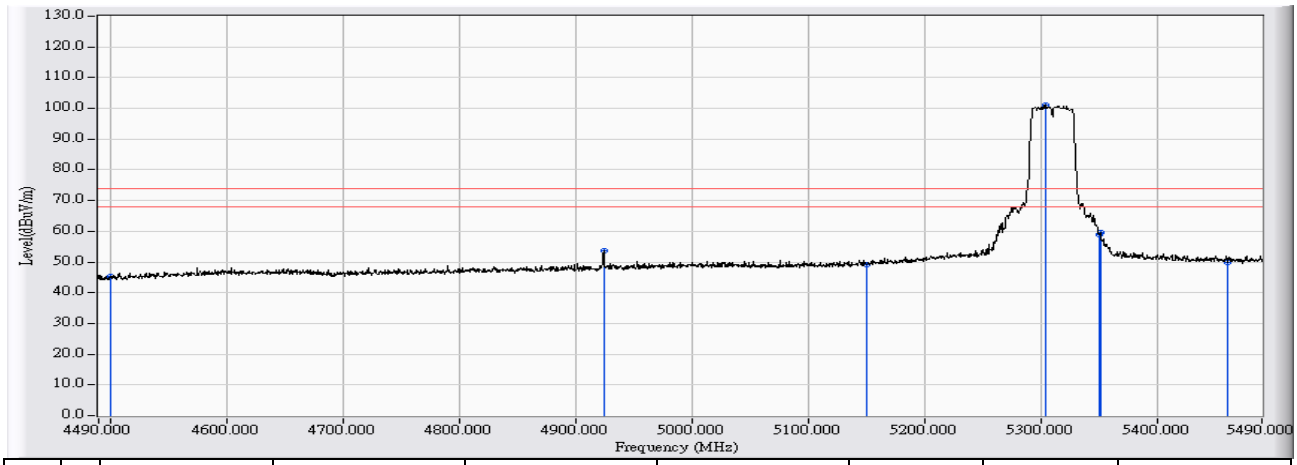

		Frequency (MHz)	Correct Factor (dB)	Reading Level (dBuV)	Measure Level (dBuV/m)	Margin (dB)	Limit (dBuV/m)	Detector Type
1		4500.000	-11.007	56.239	45.232	-28.768	74.000	PEAK
2		4924.000	-8.805	62.472	53.667	-20.333	74.000	PEAK
3		5150.000	-7.796	57.016	49.220	-24.780	74.000	PEAK
4	*	5304.500	-7.249	108.202	100.952	26.952	74.000	PEAK
5		5350.000	-7.115	66.173	59.058	-14.942	74.000	PEAK
6		5351.000	-7.113	66.840	59.728	-14.272	74.000	PEAK
7		5460.000	-6.784	56.492	49.708	-24.292	74.000	PEAK

Note:

1. All readings above 1GHz are performed with peak and/or average measurements as necessary.
2. Peak measurements: RBW = 1MHz, VBW = 1MHz, Sweep: Auto.
3. Average measurements: RBW = 1MHz, VBW = 10 Hz, Sweep: Auto.
4. “ * ”, means this data is the worst emission level.
5. Measurement Level = Reading Level + Correct Factor.
6. The average measurement was not performed when the peak measured data under the limit of average detection.

Site : CB1	**Time : 2015/07/18 - 13:00**
Limit : FCC_SpartC_15.209_03M_AV	**Margin : 6**
Probe : CB1_FCC_EFS_1-18G_H2 - VERTICAL	**Power : AC 120V/60Hz**
EUT : Full HD Ultra-Wide View Wi-Fi Camera	**Note : 802.11n40_5310MHz**

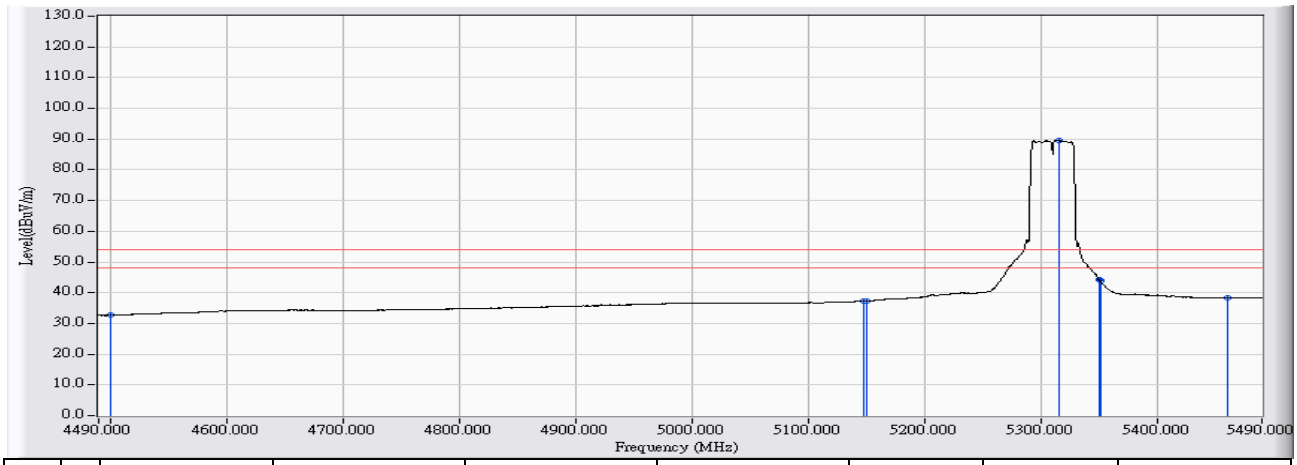

		Frequency (MHz)	Correct Factor (dB)	Reading Level (dBuV)	Measure Level (dBuV/m)	Margin (dB)	Limit (dBuV/m)	Detector Type
1		4500.000	-11.007	43.697	32.690	-21.310	54.000	AVERAGE
2		5147.500	-7.806	45.046	37.240	-16.760	54.000	AVERAGE
3		5150.000	-7.796	45.089	37.293	-16.707	54.000	AVERAGE
4	*	5315.000	-7.218	96.942	89.724	35.724	54.000	AVERAGE
5		5350.000	-7.115	51.334	44.219	-9.781	54.000	AVERAGE
6		5351.000	-7.113	50.897	43.785	-10.215	54.000	AVERAGE
7		5460.000	-6.784	45.186	38.402	-15.598	54.000	AVERAGE

Note:

1. All readings above 1GHz are performed with peak and/or average measurements as necessary.
2. Peak measurements: RBW = 1MHz, VBW = 1MHz, Sweep: Auto.
3. Average measurements: RBW = 1MHz, VBW = 10 Hz, Sweep: Auto.
4. “ * ”, means this data is the worst emission level.
5. Measurement Level = Reading Level + Correct Factor.
6. The average measurement was not performed when the peak measured data under the limit of average detection.

Site : CB1	**Time : 2015/07/18 - 13:05**
Limit : FCC_SpartC_15.209_03M_PK	**Margin : 6**
Probe : CB1_FCC_EFS_1-18G_H2 - HORIZONTAL	**Power : AC 120V/60Hz**
EUT : Full HD Ultra-Wide View Wi-Fi Camera	**Note : 802.11ac80_5290MHz**

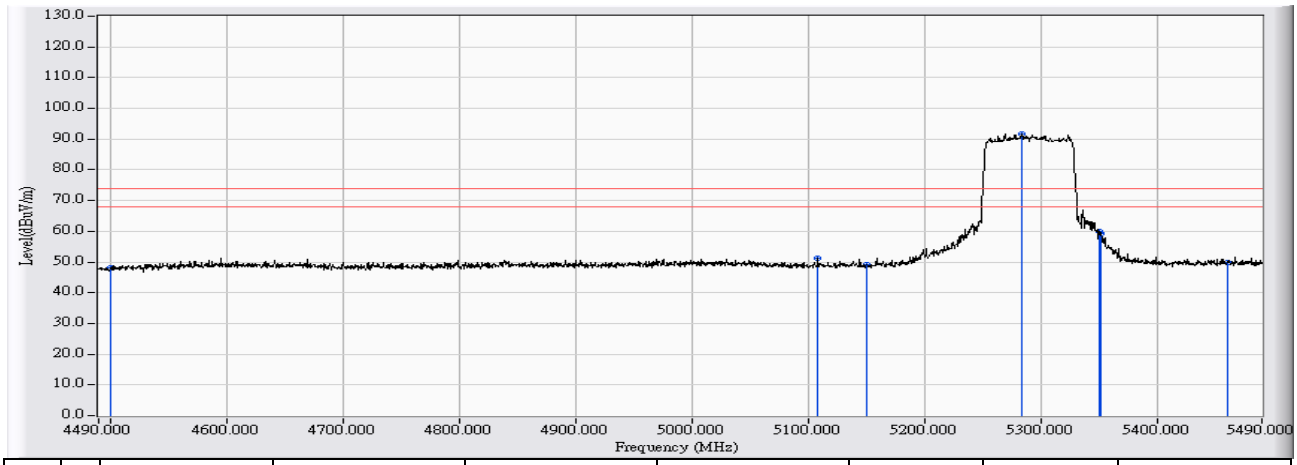

		Frequency (MHz)	Correct Factor (dB)	Reading Level (dBuV)	Measure Level (dBuV/m)	Margin (dB)	Limit (dBuV/m)	Detector Type
1		4500.000	-7.384	55.389	48.006	-25.994	74.000	PEAK
2		5108.500	-6.822	58.010	51.188	-22.812	74.000	PEAK
3		5150.000	-6.827	55.892	49.064	-24.936	74.000	PEAK
4	*	5283.500	-6.787	98.569	91.782	17.782	74.000	PEAK
5		5350.000	-6.666	66.464	59.798	-14.202	74.000	PEAK
6		5351.000	-6.665	66.086	59.422	-14.578	74.000	PEAK
7		5460.000	-6.457	56.308	49.851	-24.149	74.000	PEAK

Note:

1. All readings above 1GHz are performed with peak and/or average measurements as necessary.
2. Peak measurements: RBW = 1MHz, VBW = 1MHz, Sweep: Auto.
3. Average measurements: RBW = 1MHz, VBW = 10 Hz, Sweep: Auto.
4. “ * ”, means this data is the worst emission level.
5. Measurement Level = Reading Level + Correct Factor.
6. The average measurement was not performed when the peak measured data under the limit of average detection.

Site : CB1	**Time : 2015/07/18 - 13:07**
Limit : FCC_SpartC_15.209_03M_AV	**Margin : 6**
Probe : CB1_FCC_EFS_1-18G_H2 - HORIZONTAL	**Power : AC 120V/60Hz**
EUT : Full HD Ultra-Wide View Wi-Fi Camera	**Note : 802.11ac80_5290MHz**

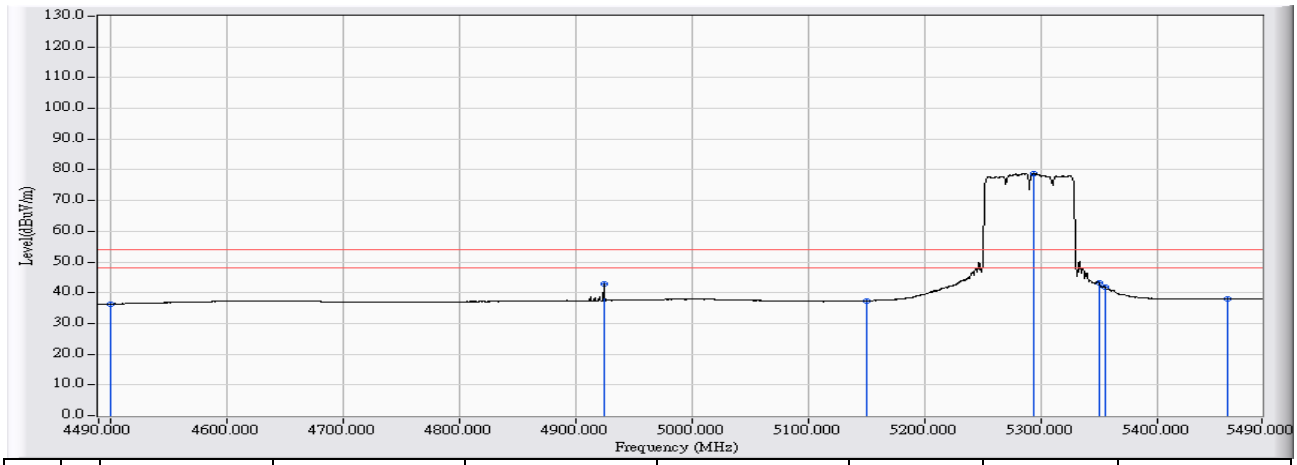

		Frequency (MHz)	Correct Factor (dB)	Reading Level (dBuV)	Measure Level (dBuV/m)	Margin (dB)	Limit (dBuV/m)	Detector Type
1		4500.000	-7.384	43.707	36.324	-17.676	54.000	AVERAGE
2		4924.000	-6.913	49.640	42.727	-11.273	54.000	AVERAGE
3		5150.000	-6.827	44.200	37.372	-16.628	54.000	AVERAGE
4	*	5293.500	-6.770	85.493	78.723	24.723	54.000	AVERAGE
5		5350.000	-6.666	49.775	43.109	-10.891	54.000	AVERAGE
6		5355.000	-6.656	48.648	41.991	-12.009	54.000	AVERAGE
7		5460.000	-6.457	44.445	37.988	-16.012	54.000	AVERAGE

Note:

1. All readings above 1GHz are performed with peak and/or average measurements as necessary.
2. Peak measurements: RBW = 1MHz, VBW = 1MHz, Sweep: Auto.
3. Average measurements: RBW = 1MHz, VBW = 10 Hz, Sweep: Auto.
4. “ * ”, means this data is the worst emission level.
5. Measurement Level = Reading Level + Correct Factor.
6. The average measurement was not performed when the peak measured data under the limit of average detection.

Site : CB1	**Time : 2015/07/18 - 13:12**
Limit : FCC_SpartC_15.209_03M_PK	**Margin : 6**
Probe : CB1_FCC_EFS_1-18G_H2 - VERTICAL	**Power : AC 120V/60Hz**
EUT : Full HD Ultra-Wide View Wi-Fi Camera	**Note : 802.11ac80_5290MHz**

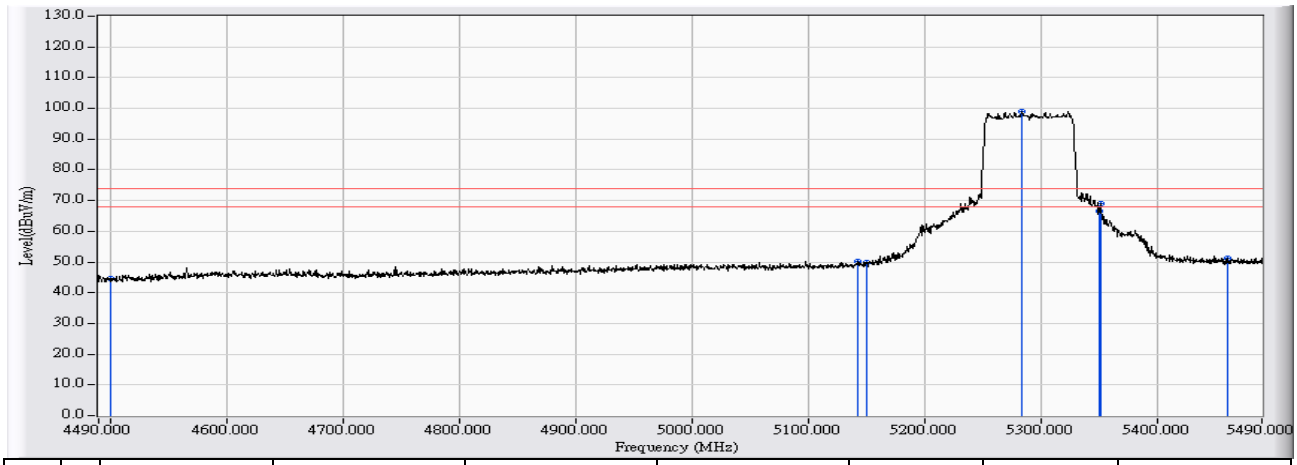

		Frequency (MHz)	Correct Factor (dB)	Reading Level (dBuV)	Measure Level (dBuV/m)	Margin (dB)	Limit (dBuV/m)	Detector Type
1		4500.000	-11.007	55.565	44.558	-29.442	74.000	PEAK
2		5142.000	-7.827	57.875	50.047	-23.953	74.000	PEAK
3		5150.000	-7.796	57.601	49.805	-24.195	74.000	PEAK
4	*	5283.500	-7.310	106.353	99.043	25.043	74.000	PEAK
5		5350.000	-7.115	73.730	66.615	-7.385	74.000	PEAK
6		5351.500	-7.110	76.092	68.981	-5.019	74.000	PEAK
7		5460.000	-6.784	57.919	51.135	-22.865	74.000	PEAK

Note:

1. All readings above 1GHz are performed with peak and/or average measurements as necessary.
2. Peak measurements: RBW = 1MHz, VBW = 1MHz, Sweep: Auto.
3. Average measurements: RBW = 1MHz, VBW = 10 Hz, Sweep: Auto.
4. “ * ”, means this data is the worst emission level.
5. Measurement Level = Reading Level + Correct Factor.
6. The average measurement was not performed when the peak measured data under the limit of average detection.

Site : CB1	**Time : 2015/07/18 - 13:15**
Limit : FCC_SpartC_15.209_03M_AV	**Margin : 6**
Probe : CB1_FCC_EFS_1-18G_H2 - VERTICAL	**Power : AC 120V/60Hz**
EUT : Full HD Ultra-Wide View Wi-Fi Camera	**Note : 802.11ac80_5290MHz**

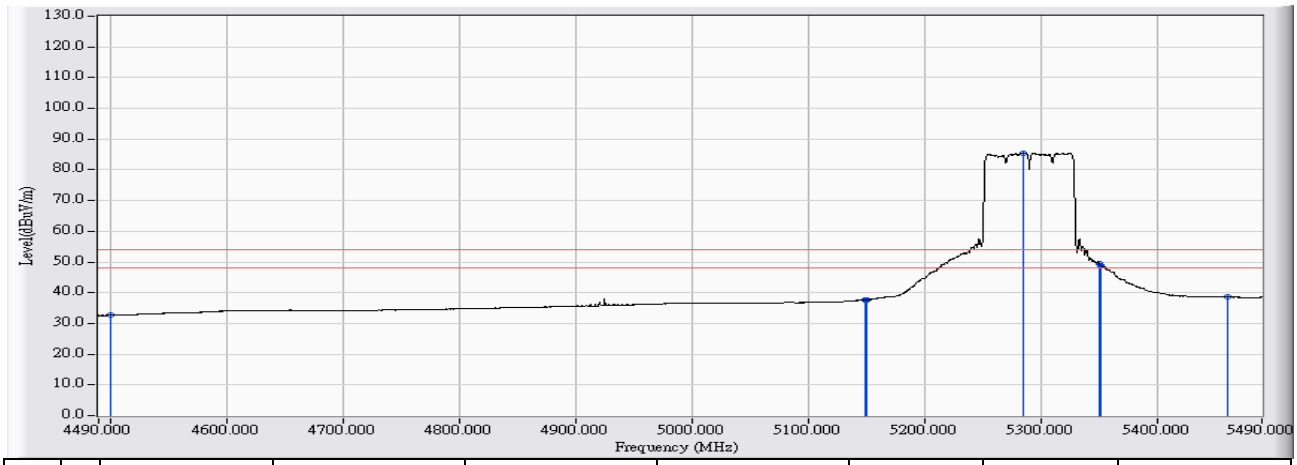

		Frequency (MHz)	Correct Factor (dB)	Reading Level (dBuV)	Measure Level (dBuV/m)	Margin (dB)	Limit (dBuV/m)	Detector Type
1		4500.000	-11.007	43.678	32.671	-21.329	54.000	AVERAGE
2		5149.500	-7.797	45.456	37.658	-16.342	54.000	AVERAGE
3		5150.000	-7.796	45.478	37.682	-16.318	54.000	AVERAGE
4	*	5284.500	-7.308	92.749	85.442	31.442	54.000	AVERAGE
5		5350.000	-7.115	56.762	49.647	-4.353	54.000	AVERAGE
6		5351.000	-7.113	56.035	48.923	-5.077	54.000	AVERAGE
7		5460.000	-6.784	45.334	38.550	-15.450	54.000	AVERAGE

Note:

1. All readings above 1GHz are performed with peak and/or average measurements as necessary.
2. Peak measurements: RBW = 1MHz, VBW = 1MHz, Sweep: Auto.
3. Average measurements: RBW = 1MHz, VBW = 10 Hz, Sweep: Auto.
4. “ * ”, means this data is the worst emission level.
5. Measurement Level = Reading Level + Correct Factor.
6. The average measurement was not performed when the peak measured data under the limit of average detection.

Site : CB1	**Time : 2015/07/18 - 08:11**
Limit : FCC_SPARTE_15.407_H_BAND3_03M_PK	**Margin : 6**
Probe : CB1_FCC_EFS_1-18G_H2 - HORIZONTAL	**Power : AC 120V/60Hz**
EUT : Full HD Ultra-Wide View Wi-Fi Camera	**Note : 802.11a_5500MHz**

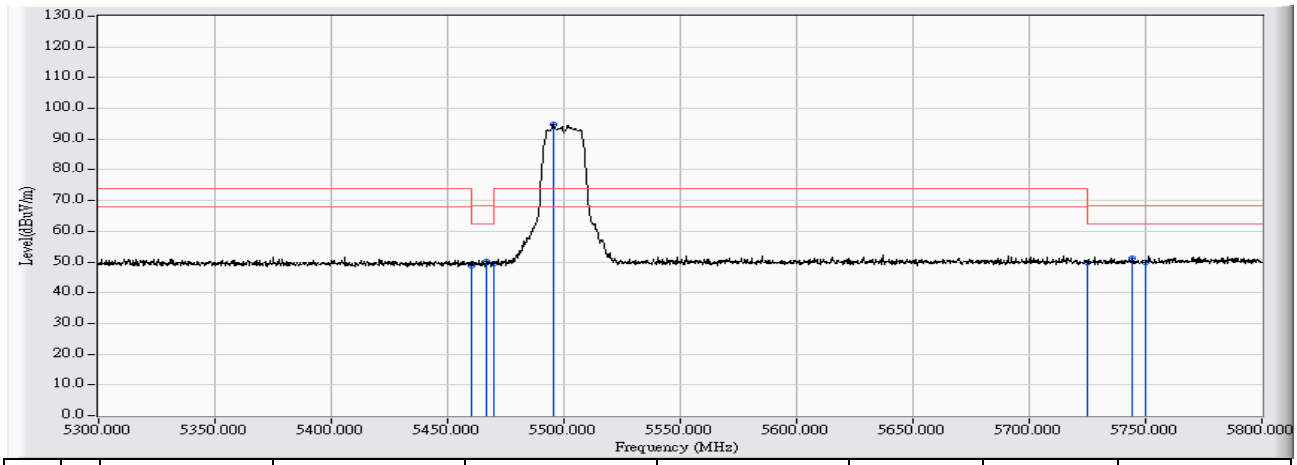

		Frequency (MHz)	Correct Factor (dB)	Reading Level (dBuV)	Measure Level (dBuV/m)	Margin (dB)	Limit (dBuV/m)	Detector Type
1		5460.000	-6.457	55.251	48.794	-19.506	68.300	PEAK
2		5466.500	-6.445	56.677	50.233	-18.067	68.300	PEAK
3		5470.000	-6.438	55.998	49.560	-18.740	68.300	PEAK
4	*	5495.250	-6.385	101.159	94.774	20.774	74.000	PEAK
5		5725.000	-5.667	55.357	49.690	-18.610	68.300	PEAK
6		5744.500	-5.607	56.838	51.230	-17.070	68.300	PEAK
7		5750.000	-5.591	55.435	49.844	-18.456	68.300	PEAK

Note:

1. All readings above 1GHz are performed with peak and/or average measurements as necessary.
2. Peak measurements: RBW = 1MHz, VBW = 1MHz, Sweep: Auto.
3. Average measurements: RBW = 1MHz, VBW = 10 Hz, Sweep: Auto.
4. " * ", means this data is the worst emission level.
5. Measurement Level = Reading Level + Correct Factor.
6. The average measurement was not performed when the peak measured data under the limit of average detection.

Site : CB1	**Time : 2015/07/18 - 08:12**
Limit : FCC_SpartC_15.209_03M_PK	**Margin : 6**
Probe : CB1_FCC_EFS_1-18G_H2 - HORIZONTAL	**Power : AC 120V/60Hz**
EUT : Full HD Ultra-Wide View Wi-Fi Camera	**Note : 802.11a_5500MHz**

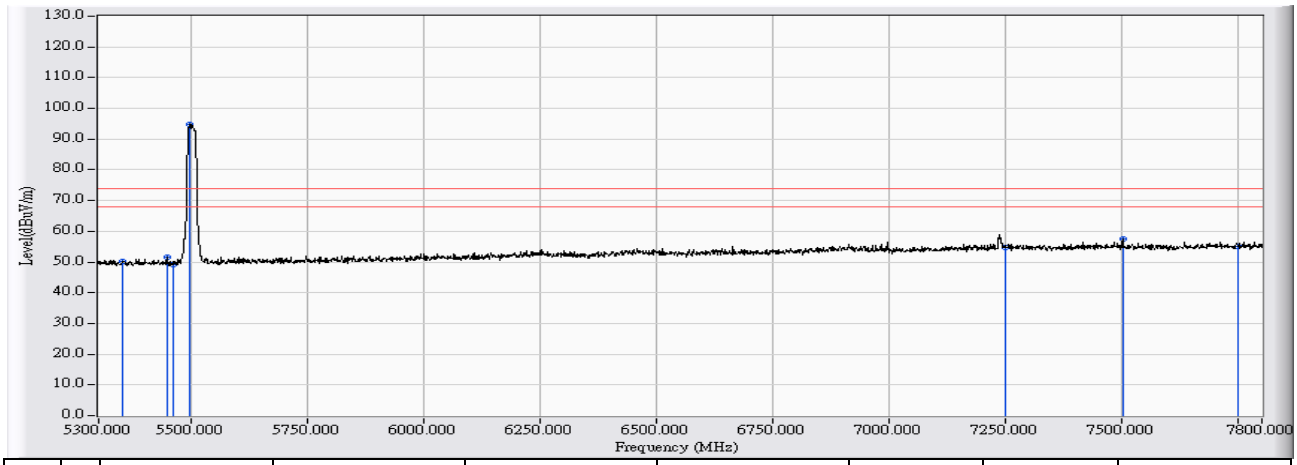

		Frequency (MHz)	Correct Factor (dB)	Reading Level (dBuV)	Measure Level (dBuV/m)	Margin (dB)	Limit (dBuV/m)	Detector Type
1		5350.000	-6.666	56.815	50.149	-23.851	74.000	PEAK
2		5447.500	-6.481	58.227	51.746	-22.254	74.000	PEAK
3		5460.000	-6.457	55.704	49.247	-24.753	74.000	PEAK
4	*	5495.000	-6.386	101.153	94.767	20.767	74.000	PEAK
5		7250.000	-0.741	55.405	54.663	-19.337	74.000	PEAK
6		7501.250	-0.144	57.559	57.415	-16.585	74.000	PEAK
7		7750.000	0.153	54.958	55.111	-18.889	74.000	PEAK

Note:

1. All readings above 1GHz are performed with peak and/or average measurements as necessary.
2. Peak measurements: RBW = 1MHz, VBW = 1MHz, Sweep: Auto.
3. Average measurements: RBW = 1MHz, VBW = 10 Hz, Sweep: Auto.
4. “ * ”, means this data is the worst emission level.
5. Measurement Level = Reading Level + Correct Factor.
6. The average measurement was not performed when the peak measured data under the limit of average detection.

Site : CB1	**Time : 2015/07/18 - 08:15**
Limit : FCC_SpartC_15.209_03M_AV	**Margin : 6**
Probe : CB1_FCC_EFS_1-18G_H2 - HORIZONTAL	**Power : AC 120V/60Hz**
EUT : Full HD Ultra-Wide View Wi-Fi Camera	**Note : 802.11a_5500MHz**

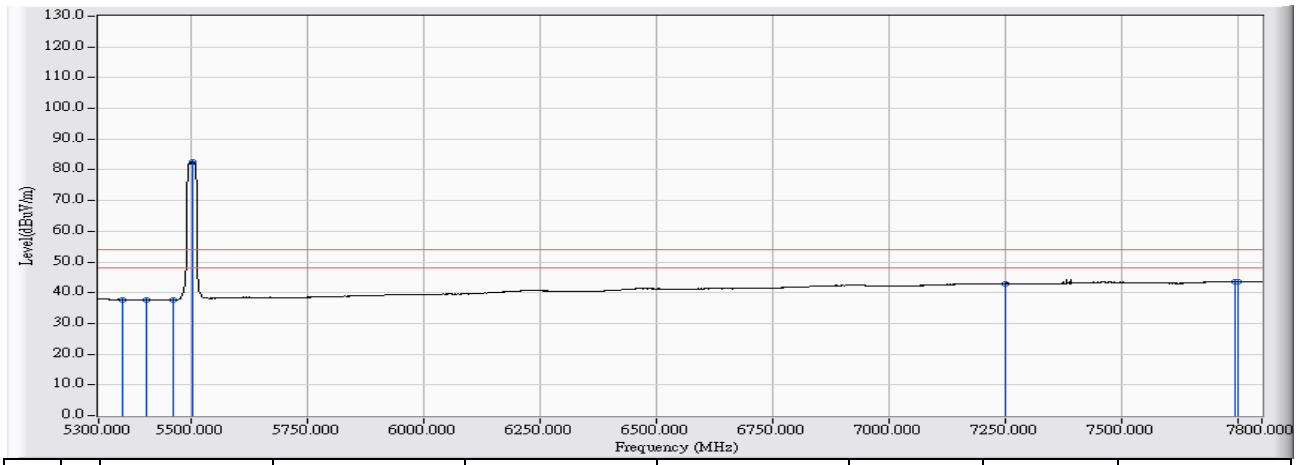

		Frequency (MHz)	Correct Factor (dB)	Reading Level (dBuV)	Measure Level (dBuV/m)	Margin (dB)	Limit (dBuV/m)	Detector Type
1		5350.000	-6.666	44.395	37.729	-16.271	54.000	AVERAGE
2		5401.250	-6.571	44.367	37.796	-16.204	54.000	AVERAGE
3		5460.000	-6.457	44.108	37.651	-16.349	54.000	AVERAGE
4	*	5502.500	-6.369	88.845	82.477	28.477	54.000	AVERAGE
5		7250.000	-0.741	43.723	42.981	-11.019	54.000	AVERAGE
6		7741.250	0.145	43.460	43.605	-10.395	54.000	AVERAGE
7		7750.000	0.153	43.452	43.605	-10.395	54.000	AVERAGE

Note:

1. All readings above 1GHz are performed with peak and/or average measurements as necessary.
2. Peak measurements: RBW = 1MHz, VBW = 1MHz, Sweep: Auto.
3. Average measurements: RBW = 1MHz, VBW = 10 Hz, Sweep: Auto.
4. " * ", means this data is the worst emission level.
5. Measurement Level = Reading Level + Correct Factor.
6. The average measurement was not performed when the peak measured data under the limit of average detection.

Site : CB1	**Time : 2015/07/18 - 08:19**
Limit : FCC_SPARTE_15.407_H_BAND3_03M_PK	**Margin : 6**
Probe : CB1_FCC_EFS_1-18G_H2 - VERTICAL	**Power : AC 120V/60Hz**
EUT : Full HD Ultra-Wide View Wi-Fi Camera	**Note : 802.11a_5500MHz**

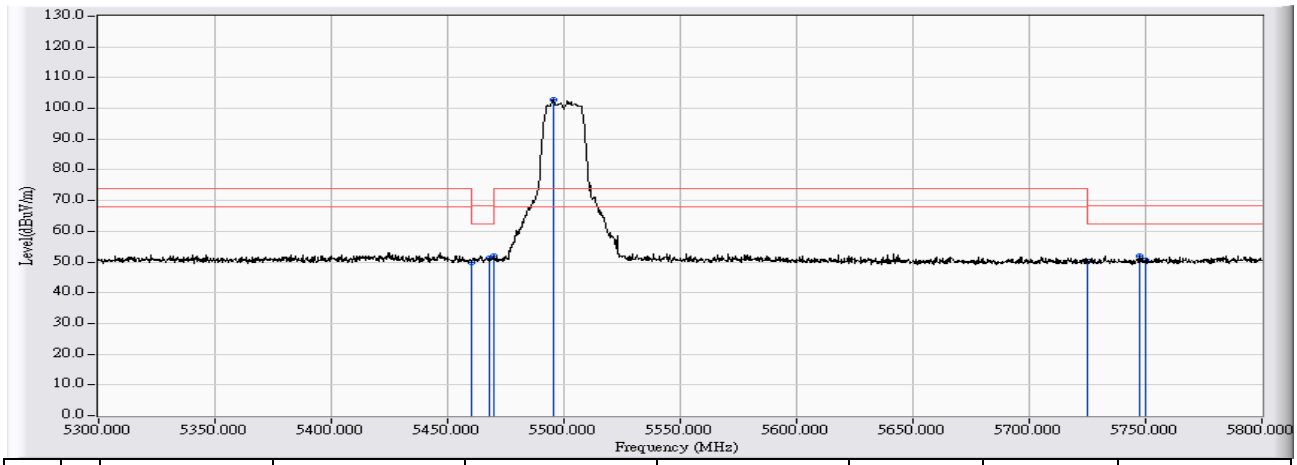

		Frequency (MHz)	Correct Factor (dB)	Reading Level (dBuV)	Measure Level (dBuV/m)	Margin (dB)	Limit (dBuV/m)	Detector Type
1		5460.000	-6.784	56.627	49.843	-18.457	68.300	PEAK
2		5467.750	-6.760	58.156	51.396	-16.904	68.300	PEAK
3		5470.000	-6.753	58.582	51.829	-16.471	68.300	PEAK
4	*	5495.250	-6.673	109.563	102.890	28.890	74.000	PEAK
5		5725.000	-5.699	55.825	50.126	-18.174	68.300	PEAK
6		5747.250	-5.607	57.450	51.843	-16.457	68.300	PEAK
7		5750.000	-5.596	56.069	50.473	-17.827	68.300	PEAK

Note:

1. All readings above 1GHz are performed with peak and/or average measurements as necessary.
2. Peak measurements: RBW = 1MHz, VBW = 1MHz, Sweep: Auto.
3. Average measurements: RBW = 1MHz, VBW = 10 Hz, Sweep: Auto.
4. " * ", means this data is the worst emission level.
5. Measurement Level = Reading Level + Correct Factor.
6. The average measurement was not performed when the peak measured data under the limit of average detection.

Site : CB1	**Time : 2015/07/18 - 08:20**
Limit : FCC_SpartC_15.209_03M_PK	**Margin : 6**
Probe : CB1_FCC_EFS_1-18G_H2 - VERTICAL	**Power : AC 120V/60Hz**
EUT : Full HD Ultra-Wide View Wi-Fi Camera	**Note : 802.11a_5500MHz**

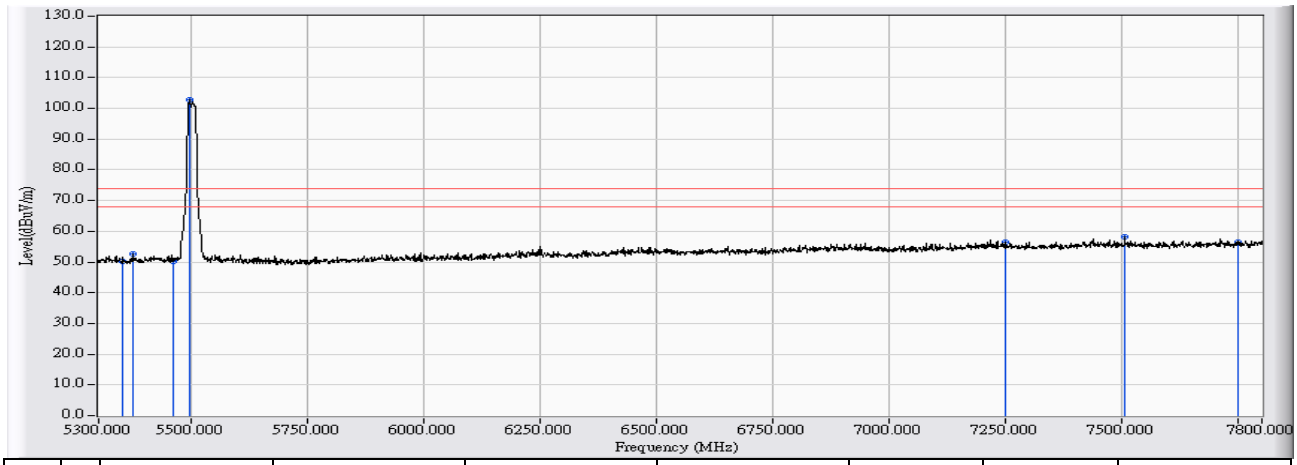

		Frequency (MHz)	Correct Factor (dB)	Reading Level (dBuV)	Measure Level (dBuV/m)	Margin (dB)	Limit (dBuV/m)	Detector Type
1		5350.000	-7.115	57.237	50.122	-23.878	74.000	PEAK
2		5375.000	-7.041	59.658	52.617	-21.383	74.000	PEAK
3		5460.000	-6.784	56.828	50.044	-23.956	74.000	PEAK
4	*	5495.000	-6.674	109.421	102.747	28.747	74.000	PEAK
5		7250.000	0.214	56.225	56.439	-17.561	74.000	PEAK
6		7505.000	0.950	57.191	58.141	-15.859	74.000	PEAK
7		7750.000	1.404	55.131	56.535	-17.465	74.000	PEAK

Note:

1. All readings above 1GHz are performed with peak and/or average measurements as necessary.
2. Peak measurements: RBW = 1MHz, VBW = 1MHz, Sweep: Auto.
3. Average measurements: RBW = 1MHz, VBW = 10 Hz, Sweep: Auto.
4. “ * ”, means this data is the worst emission level.
5. Measurement Level = Reading Level + Correct Factor.
6. The average measurement was not performed when the peak measured data under the limit of average detection.

Site : CB1	**Time : 2015/07/18 - 08:23**
Limit : FCC_SpartC_15.209_03M_AV	**Margin : 6**
Probe : CB1_FCC_EFS_1-18G_H2 - VERTICAL	**Power : AC 120V/60Hz**
EUT : Full HD Ultra-Wide View Wi-Fi Camera	**Note : 802.11a_5500MHz**

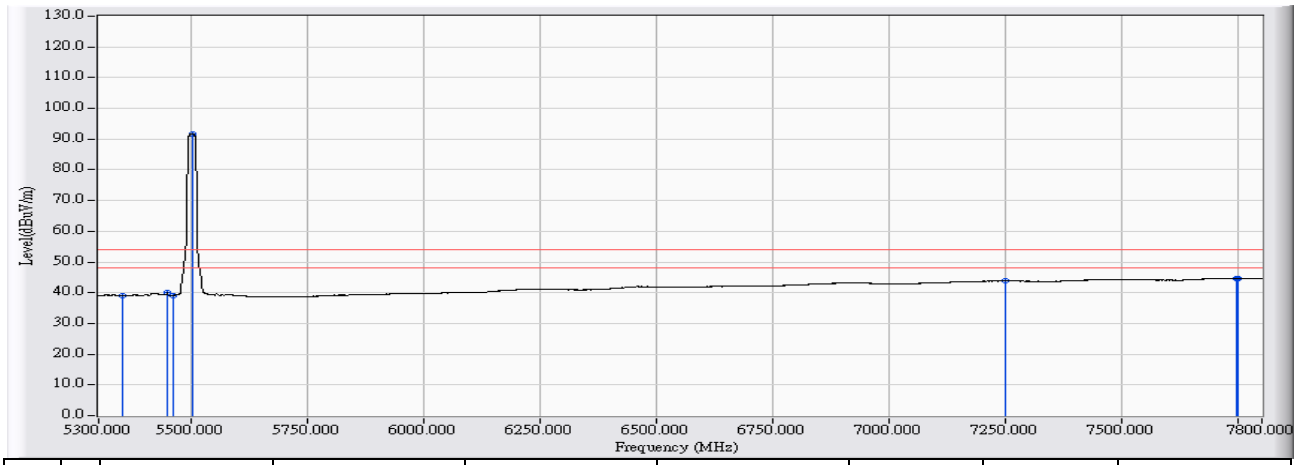

		Frequency (MHz)	Correct Factor (dB)	Reading Level (dBuV)	Measure Level (dBuV/m)	Margin (dB)	Limit (dBuV/m)	Detector Type
1		5350.000	-7.115	46.108	38.993	-15.007	54.000	AVERAGE
2		5447.500	-6.822	46.739	39.917	-14.083	54.000	AVERAGE
3		5460.000	-6.784	45.891	39.107	-14.893	54.000	AVERAGE
4	*	5501.250	-6.652	98.478	91.826	37.826	54.000	AVERAGE
5		7250.000	0.214	43.623	43.837	-10.163	54.000	AVERAGE
6		7745.000	1.395	43.084	44.480	-9.520	54.000	AVERAGE
7		7750.000	1.404	43.107	44.511	-9.489	54.000	AVERAGE

Note:

1. All readings above 1GHz are performed with peak and/or average measurements as necessary.
2. Peak measurements: RBW = 1MHz, VBW = 1MHz, Sweep: Auto.
3. Average measurements: RBW = 1MHz, VBW = 10 Hz, Sweep: Auto.
4. “ * ”, means this data is the worst emission level.
5. Measurement Level = Reading Level + Correct Factor.
6. The average measurement was not performed when the peak measured data under the limit of average detection.

Site : CB1	**Time : 2015/07/18 - 08:27**
Limit : FCC_SPARTE_15.407_H_BAND3_03M_PK	**Margin : 6**
Probe : CB1_FCC_EFS_1-18G_H2 - HORIZONTAL	**Power : AC 120V/60Hz**
EUT : Full HD Ultra-Wide View Wi-Fi Camera	**Note : 802.11a_5580MHz**

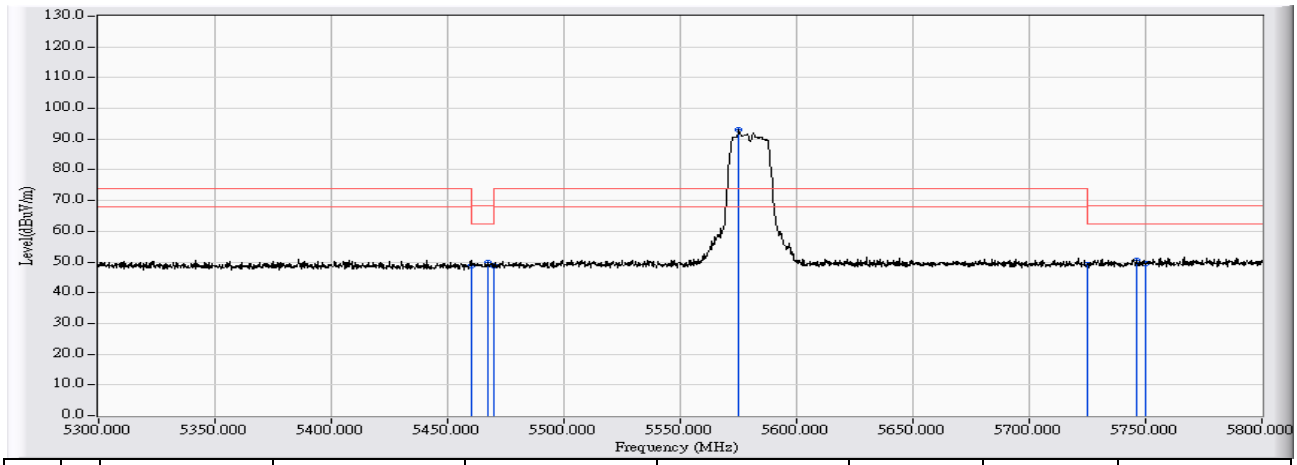

		Frequency (MHz)	Correct Factor (dB)	Reading Level (dBuV)	Measure Level (dBuV/m)	Margin (dB)	Limit (dBuV/m)	Detector Type
1		5460.000	-6.457	55.399	48.942	-19.358	68.300	PEAK
2		5467.250	-6.442	56.284	49.841	-18.459	68.300	PEAK
3		5470.000	-6.438	55.200	48.762	-19.538	68.300	PEAK
4	*	5575.250	-6.142	99.081	92.938	18.938	74.000	PEAK
5		5725.000	-5.667	54.802	49.135	-19.165	68.300	PEAK
6		5746.250	-5.603	56.270	50.668	-17.632	68.300	PEAK
7		5750.000	-5.591	55.010	49.419	-18.881	68.300	PEAK

Note:

1. All readings above 1GHz are performed with peak and/or average measurements as necessary.
2. Peak measurements: RBW = 1MHz, VBW = 1MHz, Sweep: Auto.
3. Average measurements: RBW = 1MHz, VBW = 10 Hz, Sweep: Auto.
4. “ * ”, means this data is the worst emission level.
5. Measurement Level = Reading Level + Correct Factor.
6. The average measurement was not performed when the peak measured data under the limit of average detection.

Site : CB1	**Time : 2015/07/18 - 08:28**
Limit : FCC_SpartC_15.209_03M_PK	**Margin : 6**
Probe : CB1_FCC_EFS_1-18G_H2 - HORIZONTAL	**Power : AC 120V/60Hz**
EUT : Full HD Ultra-Wide View Wi-Fi Camera	**Note : 802.11a_5580MHz**

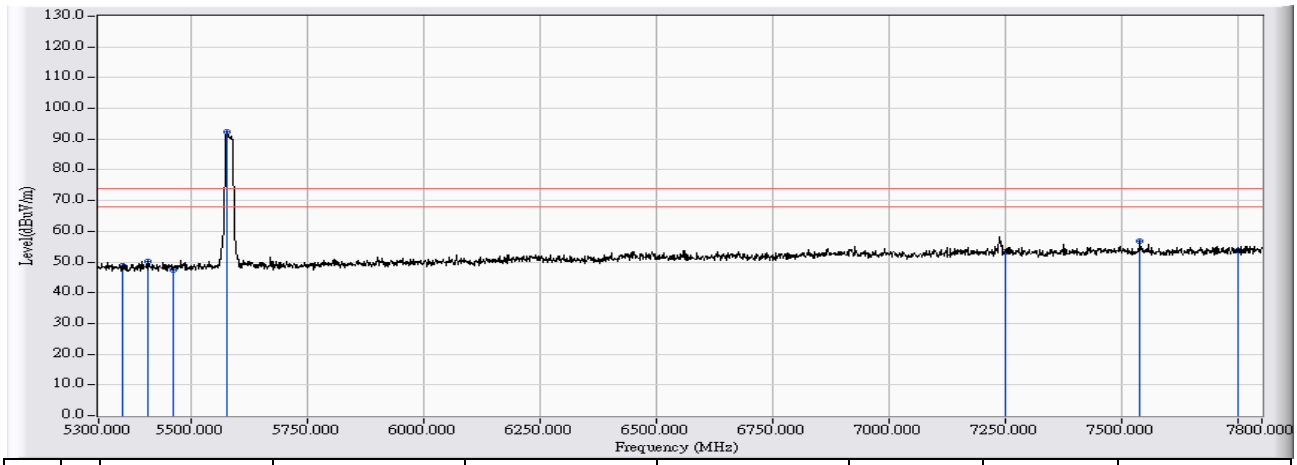

		Frequency (MHz)	Correct Factor (dB)	Reading Level (dBuV)	Measure Level (dBuV/m)	Margin (dB)	Limit (dBuV/m)	Detector Type
1		5350.000	-6.666	55.511	48.845	-25.155	74.000	PEAK
2		5406.250	-6.562	56.754	50.192	-23.808	74.000	PEAK
3		5460.000	-6.457	53.954	47.497	-26.503	74.000	PEAK
4	*	5576.250	-6.139	98.672	92.533	18.533	74.000	PEAK
5		7250.000	-0.741	54.051	53.309	-20.691	74.000	PEAK
6		7538.750	-0.091	56.855	56.764	-17.236	74.000	PEAK
7		7750.000	0.153	53.572	53.725	-20.275	74.000	PEAK

Note:

1. All readings above 1GHz are performed with peak and/or average measurements as necessary.
2. Peak measurements: RBW = 1MHz, VBW = 1MHz, Sweep: Auto.
3. Average measurements: RBW = 1MHz, VBW = 10 Hz, Sweep: Auto.
4. “ * ”, means this data is the worst emission level.
5. Measurement Level = Reading Level + Correct Factor.
6. The average measurement was not performed when the peak measured data under the limit of average detection.

Site : CB1	**Time : 2015/07/18 - 10:21**
Limit : FCC_SpartC_15.209_03M_AV	**Margin : 6**
Probe : CB1_FCC_EFS_1-18G_H2 - HORIZONTAL	**Power : AC 120V/60Hz**
EUT : Full HD Ultra-Wide View Wi-Fi Camera	**Note : 802.11a_5580MHz**

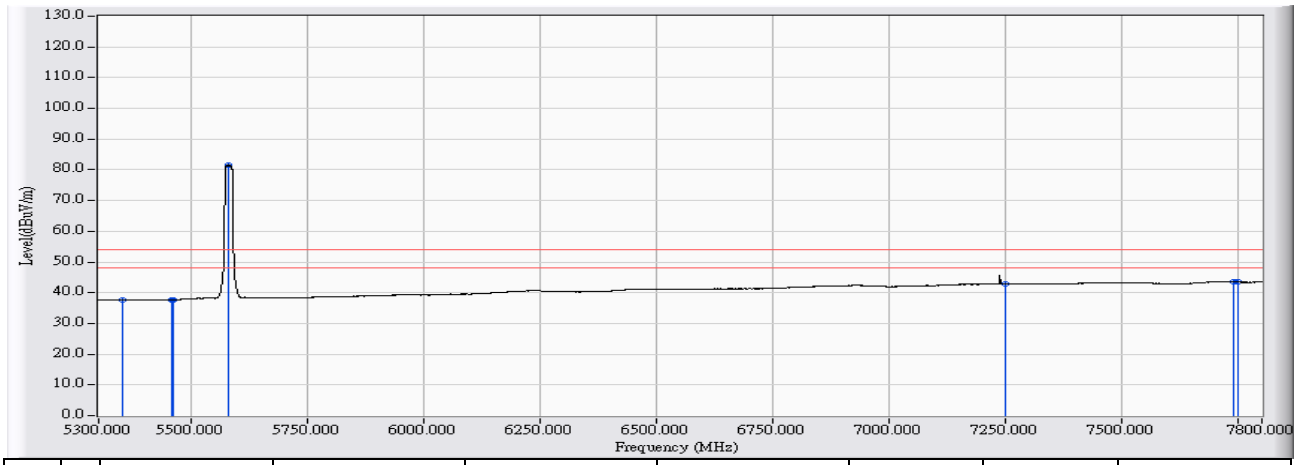

		Frequency (MHz)	Correct Factor (dB)	Reading Level (dBuV)	Measure Level (dBuV/m)	Margin (dB)	Limit (dBuV/m)	Detector Type
1		5350.000	-6.666	44.271	37.605	-16.395	54.000	AVERAGE
2		5456.250	-6.465	44.112	37.648	-16.352	54.000	AVERAGE
3		5460.000	-6.457	44.129	37.672	-16.328	54.000	AVERAGE
4	*	5578.750	-6.132	87.845	81.713	27.713	54.000	AVERAGE
5		7250.000	-0.741	43.613	42.871	-11.129	54.000	AVERAGE
6		7737.500	0.141	43.307	43.448	-10.552	54.000	AVERAGE
7		7750.000	0.153	43.263	43.416	-10.584	54.000	AVERAGE

Note:

1. All readings above 1GHz are performed with peak and/or average measurements as necessary.
2. Peak measurements: RBW = 1MHz, VBW = 1MHz, Sweep: Auto.
3. Average measurements: RBW = 1MHz, VBW = 10 Hz, Sweep: Auto.
4. “ * ”, means this data is the worst emission level.
5. Measurement Level = Reading Level + Correct Factor.
6. The average measurement was not performed when the peak measured data under the limit of average detection.

Site : CB1	**Time : 2015/07/18 - 09:02**
Limit : FCC_SPARTE_15.407_H_BAND3_03M_PK	**Margin : 6**
Probe : CB1_FCC_EFS_1-18G_H2 - VERTICAL	**Power : AC 120V/60Hz**
EUT : Full HD Ultra-Wide View Wi-Fi Camera	**Note : 802.11a_5580MHz**

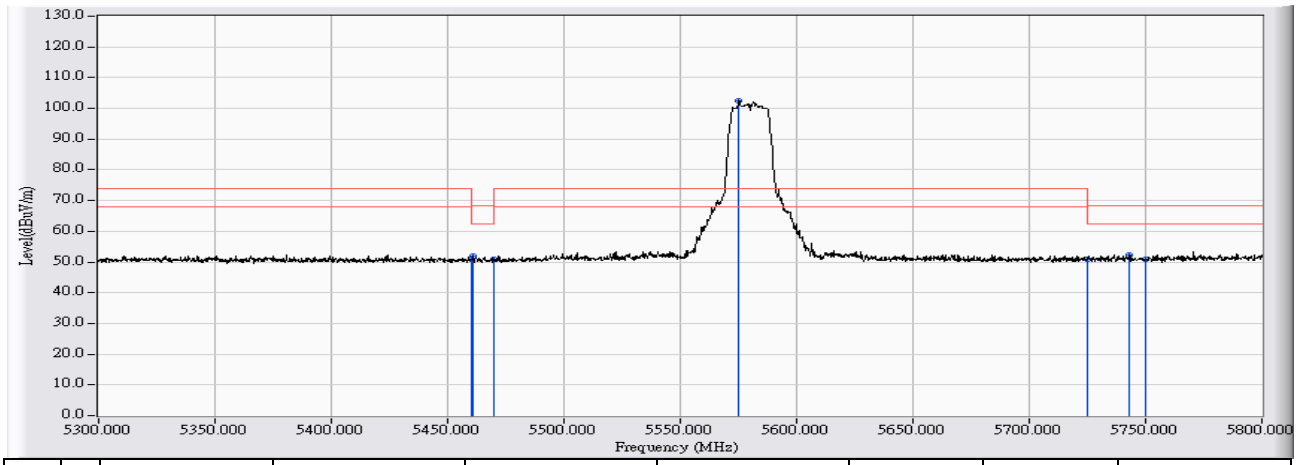

		Frequency (MHz)	Correct Factor (dB)	Reading Level (dBuV)	Measure Level (dBuV/m)	Margin (dB)	Limit (dBuV/m)	Detector Type
1		5460.000	-6.784	57.810	51.026	-17.274	68.300	PEAK
2		5461.000	-6.781	58.776	51.995	-16.305	68.300	PEAK
3		5470.000	-6.753	57.544	50.791	-17.509	68.300	PEAK
4	*	5575.250	-6.341	108.755	102.414	28.414	74.000	PEAK
5		5725.000	-5.699	56.431	50.732	-17.568	68.300	PEAK
6		5743.000	-5.625	57.923	52.298	-16.002	68.300	PEAK
7		5750.000	-5.596	56.472	50.876	-17.424	68.300	PEAK

Note:

1. All readings above 1GHz are performed with peak and/or average measurements as necessary.
2. Peak measurements: RBW = 1MHz, VBW = 1MHz, Sweep: Auto.
3. Average measurements: RBW = 1MHz, VBW = 10 Hz, Sweep: Auto.
4. " * ", means this data is the worst emission level.
5. Measurement Level = Reading Level + Correct Factor.
6. The average measurement was not performed when the peak measured data under the limit of average detection.

Site : CB1	**Time : 2015/07/18 - 09:02**
Limit : FCC_SpartC_15.209_03M_PK	**Margin : 6**
Probe : CB1_FCC_EFS_1-18G_H2 - VERTICAL	**Power : AC 120V/60Hz**
EUT : Full HD Ultra-Wide View Wi-Fi Camera	**Note : 802.11a_5580MHz**

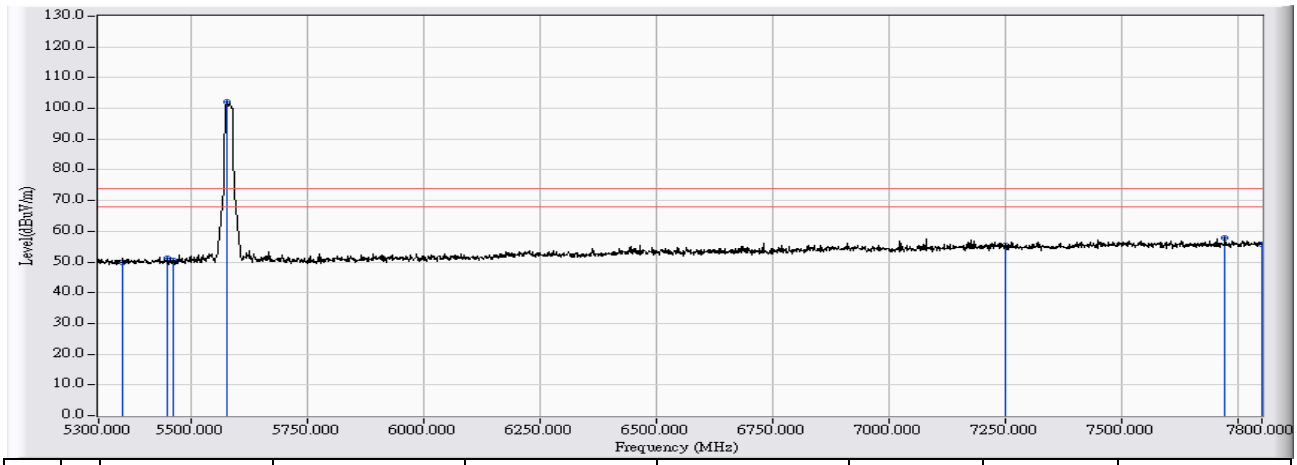

		Frequency (MHz)	Correct Factor (dB)	Reading Level (dBuV)	Measure Level (dBuV/m)	Margin (dB)	Limit (dBuV/m)	Detector Type
1		5350.000	-7.115	57.100	49.985	-24.015	74.000	PEAK
2		5446.250	-6.826	58.079	51.253	-22.747	74.000	PEAK
3		5460.000	-6.784	57.396	50.612	-23.388	74.000	PEAK
4	*	5575.000	-6.342	108.521	102.179	28.179	74.000	PEAK
5		7250.000	0.214	55.242	55.456	-18.544	74.000	PEAK
6		7721.250	1.357	56.478	57.835	-16.165	74.000	PEAK
7		7800.000	1.486	54.395	55.881	-18.119	74.000	PEAK

Note:

1. All readings above 1GHz are performed with peak and/or average measurements as necessary.
2. Peak measurements: RBW = 1MHz, VBW = 1MHz, Sweep: Auto.
3. Average measurements: RBW = 1MHz, VBW = 10 Hz, Sweep: Auto.
4. “ * ”, means this data is the worst emission level.
5. Measurement Level = Reading Level + Correct Factor.
6. The average measurement was not performed when the peak measured data under the limit of average detection.

Site : CB1	**Time : 2015/07/18 - 09:04**
Limit : FCC_SpartC_15.209_03M_AV	**Margin : 6**
Probe : CB1_FCC_EFS_1-18G_H2 - VERTICAL	**Power : AC 120V/60Hz**
EUT : Full HD Ultra-Wide View Wi-Fi Camera	**Note : 802.11a_5580MHz**

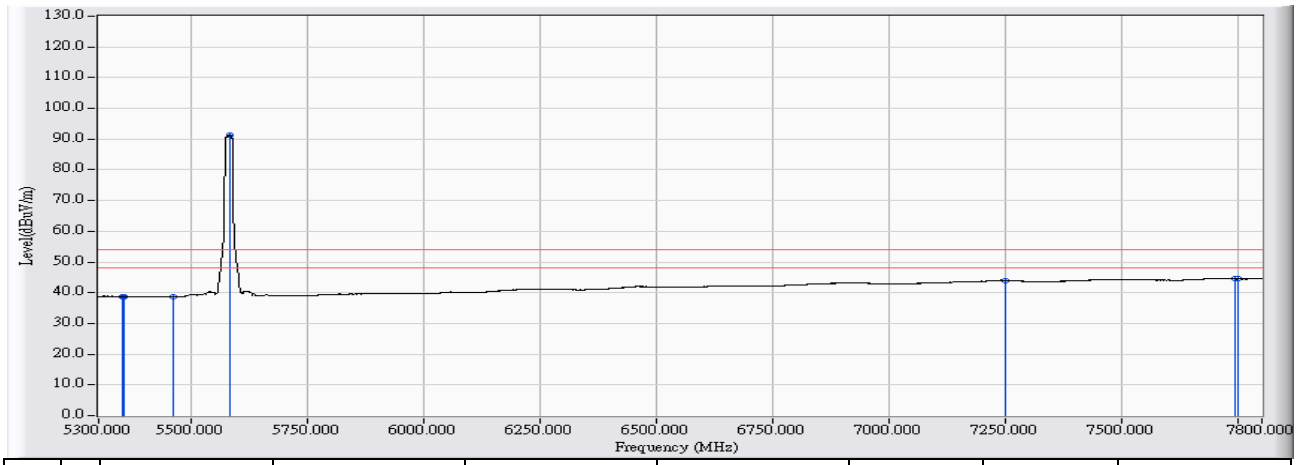

		Frequency (MHz)	Correct Factor (dB)	Reading Level (dBuV)	Measure Level (dBuV/m)	Margin (dB)	Limit (dBuV/m)	Detector Type
1		5350.000	-7.115	45.854	38.739	-15.261	54.000	AVERAGE
2		5355.000	-7.100	45.830	38.730	-15.270	54.000	AVERAGE
3		5460.000	-6.784	45.476	38.692	-15.308	54.000	AVERAGE
4	*	5581.250	-6.316	97.717	91.401	37.401	54.000	AVERAGE
5		7250.000	0.214	43.631	43.845	-10.155	54.000	AVERAGE
6		7741.250	1.390	43.138	44.528	-9.472	54.000	AVERAGE
7		7750.000	1.404	43.091	44.495	-9.505	54.000	AVERAGE

Note:

1. All readings above 1GHz are performed with peak and/or average measurements as necessary.
2. Peak measurements: RBW = 1MHz, VBW = 1MHz, Sweep: Auto.
3. Average measurements: RBW = 1MHz, VBW = 10 Hz, Sweep: Auto.
4. “ * ”, means this data is the worst emission level.
5. Measurement Level = Reading Level + Correct Factor.
6. The average measurement was not performed when the peak measured data under the limit of average detection.

Site : CB1	**Time : 2015/07/18 - 10:10**
Limit : FCC_SPARTE_15.407_H_BAND3_03M_PK	**Margin : 6**
Probe : CB1_FCC_EFS_1-18G_H2 - HORIZONTAL	**Power : AC 120V/60Hz**
EUT : Full HD Ultra-Wide View Wi-Fi Camera	**Note : 802.11a_5700MHz**

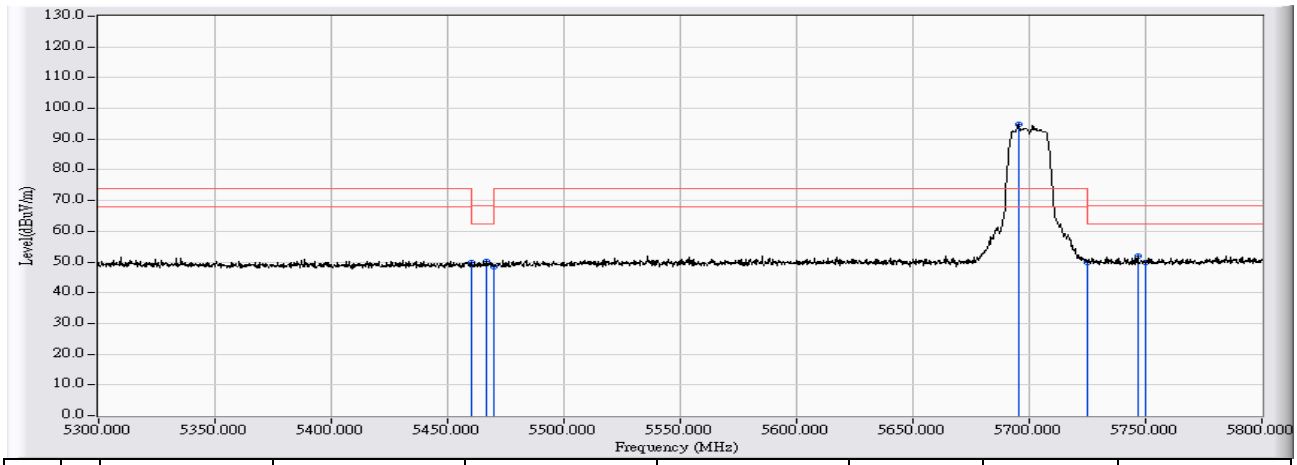

		Frequency (MHz)	Correct Factor (dB)	Reading Level (dBuV)	Measure Level (dBuV/m)	Margin (dB)	Limit (dBuV/m)	Detector Type
1		5460.000	-6.457	56.161	49.704	-18.596	68.300	PEAK
2		5466.750	-6.444	56.568	50.124	-18.176	68.300	PEAK
3		5470.000	-6.438	55.025	48.587	-19.713	68.300	PEAK
4	*	5695.250	-5.758	100.420	94.662	20.662	74.000	PEAK
5		5725.000	-5.667	55.392	49.725	-18.575	68.300	PEAK
6		5746.500	-5.601	57.514	51.912	-16.388	68.300	PEAK
7		5750.000	-5.591	55.503	49.912	-18.388	68.300	PEAK

Note:

1. All readings above 1GHz are performed with peak and/or average measurements as necessary.
2. Peak measurements: RBW = 1MHz, VBW = 1MHz, Sweep: Auto.
3. Average measurements: RBW = 1MHz, VBW = 10 Hz, Sweep: Auto.
4. " * ", means this data is the worst emission level.
5. Measurement Level = Reading Level + Correct Factor.
6. The average measurement was not performed when the peak measured data under the limit of average detection.

Site : CB1	**Time : 2015/07/18 - 10:12**
Limit : FCC_SpartC_15.209_03M_PK	**Margin : 6**
Probe : CB1_FCC_EFS_1-18G_H2 - HORIZONTAL	**Power : AC 120V/60Hz**
EUT : Full HD Ultra-Wide View Wi-Fi Camera	**Note : 802.11a_5700MHz**

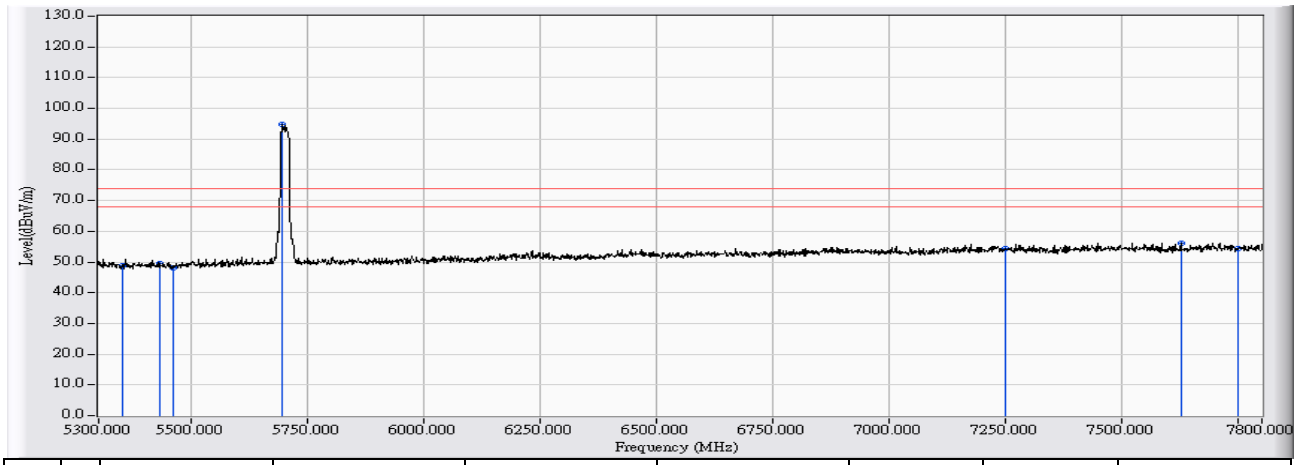

		Frequency (MHz)	Correct Factor (dB)	Reading Level (dBuV)	Measure Level (dBuV/m)	Margin (dB)	Limit (dBuV/m)	Detector Type
1		5350.000	-6.666	55.374	48.708	-25.292	74.000	PEAK
2		5432.500	-6.510	56.174	49.663	-24.337	74.000	PEAK
3		5460.000	-6.457	54.396	47.939	-26.061	74.000	PEAK
4	*	5695.000	-5.758	100.443	94.684	20.684	74.000	PEAK
5		7250.000	-0.741	55.220	54.478	-19.522	74.000	PEAK
6		7626.250	0.018	56.162	56.180	-17.820	74.000	PEAK
7		7750.000	0.153	54.288	54.441	-19.559	74.000	PEAK

Note:

1. All readings above 1GHz are performed with peak and/or average measurements as necessary.
2. Peak measurements: RBW = 1MHz, VBW = 1MHz, Sweep: Auto.
3. Average measurements: RBW = 1MHz, VBW = 10 Hz, Sweep: Auto.
4. “ * ”, means this data is the worst emission level.
5. Measurement Level = Reading Level + Correct Factor.
6. The average measurement was not performed when the peak measured data under the limit of average detection.

Site : CB1	**Time : 2015/07/18 - 10:13**
Limit : FCC_SpartC_15.209_03M_AV	**Margin : 6**
Probe : CB1_FCC_EFS_1-18G_H2 - HORIZONTAL	**Power : AC 120V/60Hz**
EUT : Full HD Ultra-Wide View Wi-Fi Camera	**Note : 802.11a_5700MHz**

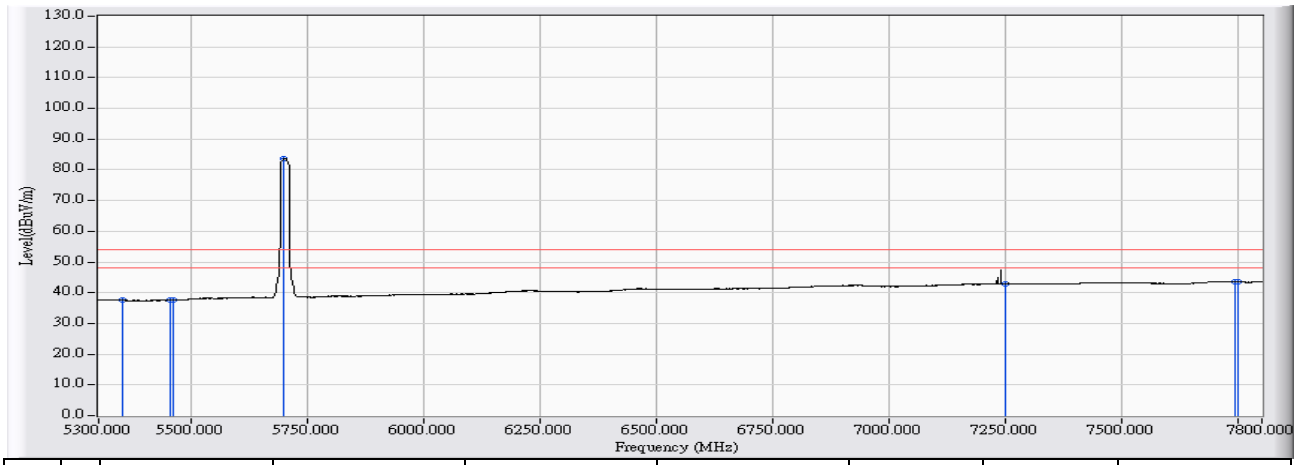

		Frequency (MHz)	Correct Factor (dB)	Reading Level (dBuV)	Measure Level (dBuV/m)	Margin (dB)	Limit (dBuV/m)	Detector Type
1		5350.000	-6.666	44.226	37.560	-16.440	54.000	AVERAGE
2		5452.500	-6.472	44.009	37.537	-16.463	54.000	AVERAGE
3		5460.000	-6.457	44.007	37.550	-16.450	54.000	AVERAGE
4	*	5698.750	-5.746	89.496	83.749	29.749	54.000	AVERAGE
5		7250.000	-0.741	43.668	42.926	-11.074	54.000	AVERAGE
6		7741.250	0.145	43.340	43.485	-10.515	54.000	AVERAGE
7		7750.000	0.153	43.255	43.408	-10.592	54.000	AVERAGE

Note:

1. All readings above 1GHz are performed with peak and/or average measurements as necessary.
2. Peak measurements: RBW = 1MHz, VBW = 1MHz, Sweep: Auto.
3. Average measurements: RBW = 1MHz, VBW = 10 Hz, Sweep: Auto.
4. “ * ”, means this data is the worst emission level.
5. Measurement Level = Reading Level + Correct Factor.
6. The average measurement was not performed when the peak measured data under the limit of average detection.

Site : CB1	**Time : 2015/07/18 - 09:17**
Limit : FCC_SPARTE_15.407_H_BAND3_03M_PK	**Margin : 6**
Probe : CB1_FCC_EFS_1-18G_H2 - VERTICAL	**Power : AC 120V/60Hz**
EUT : Full HD Ultra-Wide View Wi-Fi Camera	**Note : 802.11a_5700MHz**

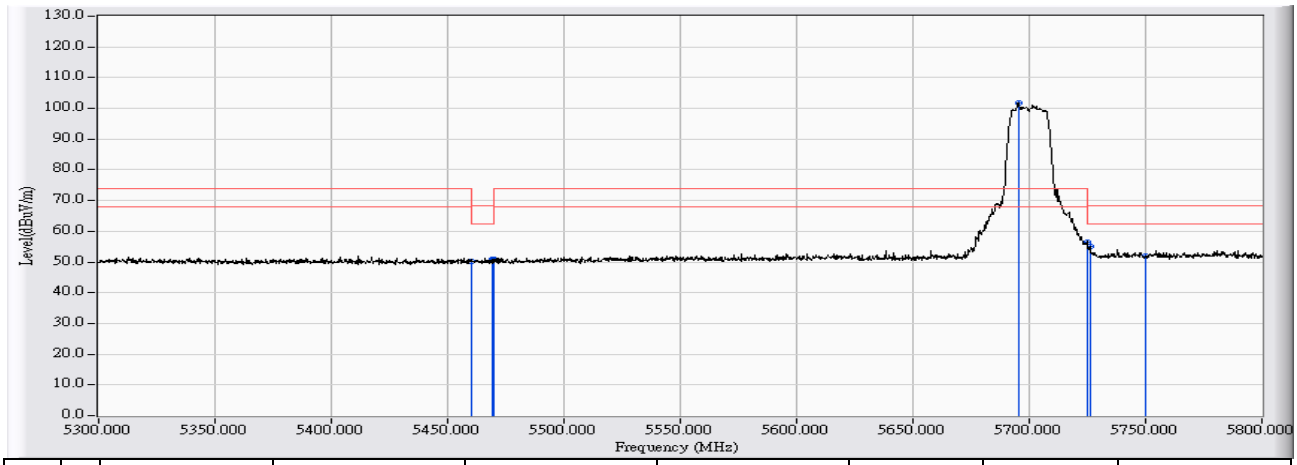

		Frequency (MHz)	Correct Factor (dB)	Reading Level (dBuV)	Measure Level (dBuV/m)	Margin (dB)	Limit (dBuV/m)	Detector Type
1		5460.000	-6.784	57.009	50.225	-18.075	68.300	PEAK
2		5469.000	-6.757	57.692	50.936	-17.364	68.300	PEAK
3		5470.000	-6.753	57.535	50.782	-17.518	68.300	PEAK
4	*	5695.250	-5.823	107.538	101.714	27.714	74.000	PEAK
5		5725.000	-5.699	62.087	56.388	-11.912	68.300	PEAK
6		5726.000	-5.696	60.612	54.917	-13.383	68.300	PEAK
7		5750.000	-5.596	57.652	52.056	-16.244	68.300	PEAK

Note:

1. All readings above 1GHz are performed with peak and/or average measurements as necessary.
2. Peak measurements: RBW = 1MHz, VBW = 1MHz, Sweep: Auto.
3. Average measurements: RBW = 1MHz, VBW = 10 Hz, Sweep: Auto.
4. " * ", means this data is the worst emission level.
5. Measurement Level = Reading Level + Correct Factor.
6. The average measurement was not performed when the peak measured data under the limit of average detection.

Site : CB1	**Time : 2015/07/18 - 09:18**
Limit : FCC_SpartC_15.209_03M_PK	**Margin : 6**
Probe : CB1_FCC_EFS_1-18G_H2 - VERTICAL	**Power : AC 120V/60Hz**
EUT : Full HD Ultra-Wide View Wi-Fi Camera	**Note : 802.11a_5700MHz**

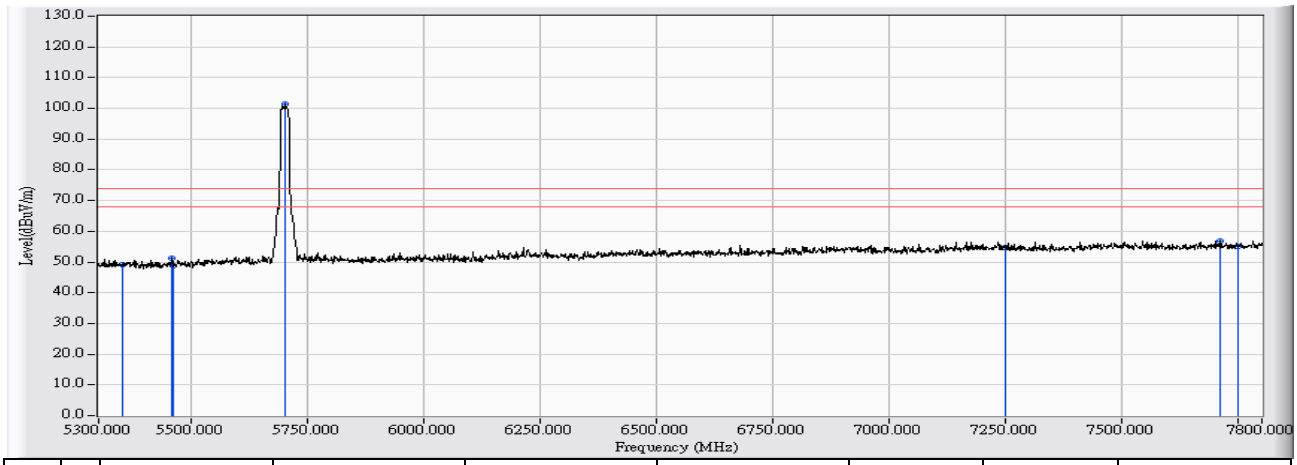

		Frequency (MHz)	Correct Factor (dB)	Reading Level (dBuV)	Measure Level (dBuV/m)	Margin (dB)	Limit (dBuV/m)	Detector Type
1		5350.000	-7.115	56.148	49.033	-24.967	74.000	PEAK
2		5457.500	-6.792	58.169	51.378	-22.622	74.000	PEAK
3		5460.000	-6.784	55.712	48.928	-25.072	74.000	PEAK
4	*	5701.250	-5.798	107.261	101.463	27.463	74.000	PEAK
5		7250.000	0.214	54.508	54.722	-19.278	74.000	PEAK
6		7708.750	1.336	55.425	56.761	-17.239	74.000	PEAK
7		7750.000	1.404	53.767	55.171	-18.829	74.000	PEAK

Note:

1. All readings above 1GHz are performed with peak and/or average measurements as necessary.
2. Peak measurements: RBW = 1MHz, VBW = 1MHz, Sweep: Auto.
3. Average measurements: RBW = 1MHz, VBW = 10 Hz, Sweep: Auto.
4. “ * ”, means this data is the worst emission level.
5. Measurement Level = Reading Level + Correct Factor.
6. The average measurement was not performed when the peak measured data under the limit of average detection.

Site : CB1	**Time : 2015/07/18 - 09:19**
Limit : FCC_SpartC_15.209_03M_AV	**Margin : 6**
Probe : CB1_FCC_EFS_1-18G_H2 - VERTICAL	**Power : AC 120V/60Hz**
EUT : Full HD Ultra-Wide View Wi-Fi Camera	**Note : 802.11a_5700MHz**

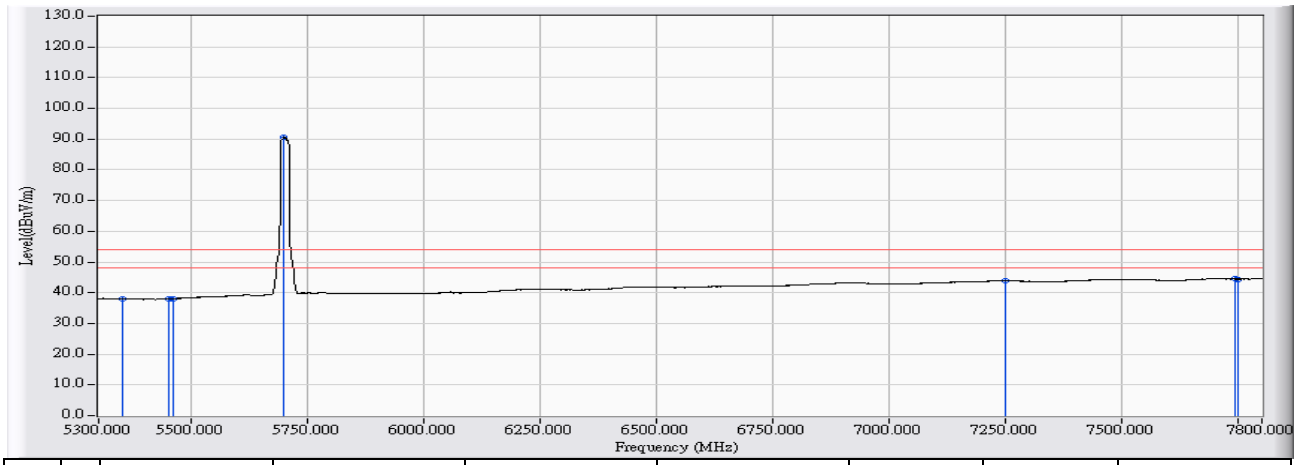

		Frequency (MHz)	Correct Factor (dB)	Reading Level (dBuV)	Measure Level (dBuV/m)	Margin (dB)	Limit (dBuV/m)	Detector Type
1		5350.000	-7.115	45.174	38.059	-15.941	54.000	AVERAGE
2		5450.000	-6.814	44.726	37.912	-16.088	54.000	AVERAGE
3		5460.000	-6.784	44.877	38.093	-15.907	54.000	AVERAGE
4	*	5698.750	-5.808	96.441	90.632	36.632	54.000	AVERAGE
5		7250.000	0.214	43.710	43.924	-10.076	54.000	AVERAGE
6		7741.250	1.390	43.117	44.507	-9.493	54.000	AVERAGE
7		7750.000	1.404	43.012	44.416	-9.584	54.000	AVERAGE

Note:

1. All readings above 1GHz are performed with peak and/or average measurements as necessary.
2. Peak measurements: RBW = 1MHz, VBW = 1MHz, Sweep: Auto.
3. Average measurements: RBW = 1MHz, VBW = 10 Hz, Sweep: Auto.
4. “ * ”, means this data is the worst emission level.
5. Measurement Level = Reading Level + Correct Factor.
6. The average measurement was not performed when the peak measured data under the limit of average detection.

Site : CB1	**Time : 2015/07/18 - 11:05**
Limit : FCC_SPARTE_15.407_H_BAND3_03M_PK	**Margin : 6**
Probe : CB1_FCC_EFS_1-18G_H2 - HORIZONTAL	**Power : AC 120V/60Hz**
EUT : Full HD Ultra-Wide View Wi-Fi Camera	**Note : 802.11n20_5500MHz**

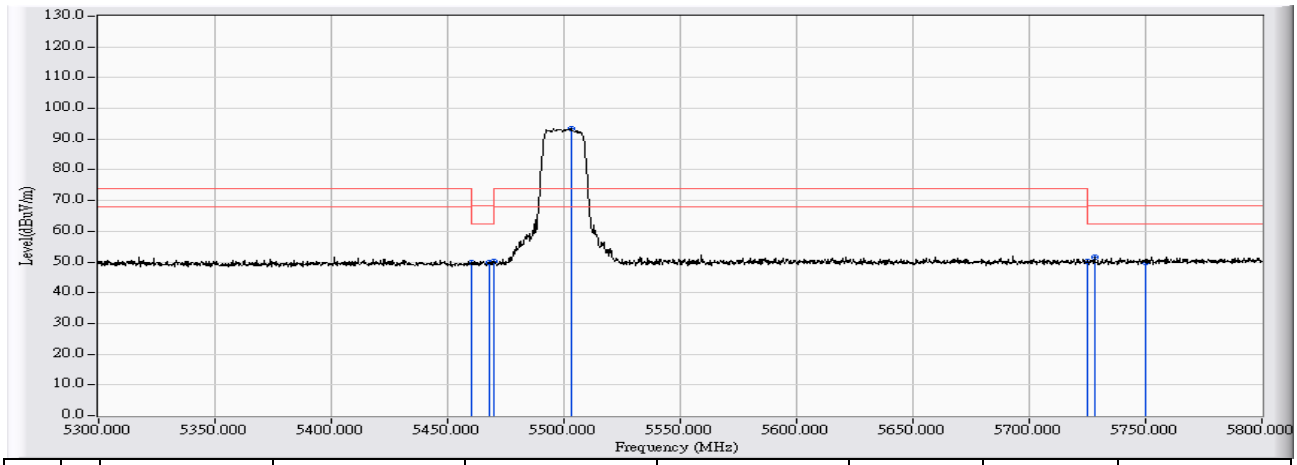

		Frequency (MHz)	Correct Factor (dB)	Reading Level (dBuV)	Measure Level (dBuV/m)	Margin (dB)	Limit (dBuV/m)	Detector Type
1		5460.000	-6.457	56.418	49.961	-18.339	68.300	PEAK
2		5467.750	-6.442	56.455	50.013	-18.287	68.300	PEAK
3		5470.000	-6.438	56.607	50.169	-18.131	68.300	PEAK
4	*	5503.000	-6.366	99.698	93.331	19.331	74.000	PEAK
5		5725.000	-5.667	55.881	50.214	-18.086	68.300	PEAK
6		5728.000	-5.658	57.198	51.540	-16.760	68.300	PEAK
7		5750.000	-5.591	55.404	49.813	-18.487	68.300	PEAK

Note:

1. All readings above 1GHz are performed with peak and/or average measurements as necessary.
2. Peak measurements: RBW = 1MHz, VBW = 1MHz, Sweep: Auto.
3. Average measurements: RBW = 1MHz, VBW = 10 Hz, Sweep: Auto.
4. " * ", means this data is the worst emission level.
5. Measurement Level = Reading Level + Correct Factor.
6. The average measurement was not performed when the peak measured data under the limit of average detection.

Site : CB1	**Time : 2015/07/18 - 11:06**
Limit : FCC_SpartC_15.209_03M_PK	**Margin : 6**
Probe : CB1_FCC_EFS_1-18G_H2 - HORIZONTAL	**Power : AC 120V/60Hz**
EUT : Full HD Ultra-Wide View Wi-Fi Camera	**Note : 802.11n20_5500MHz**

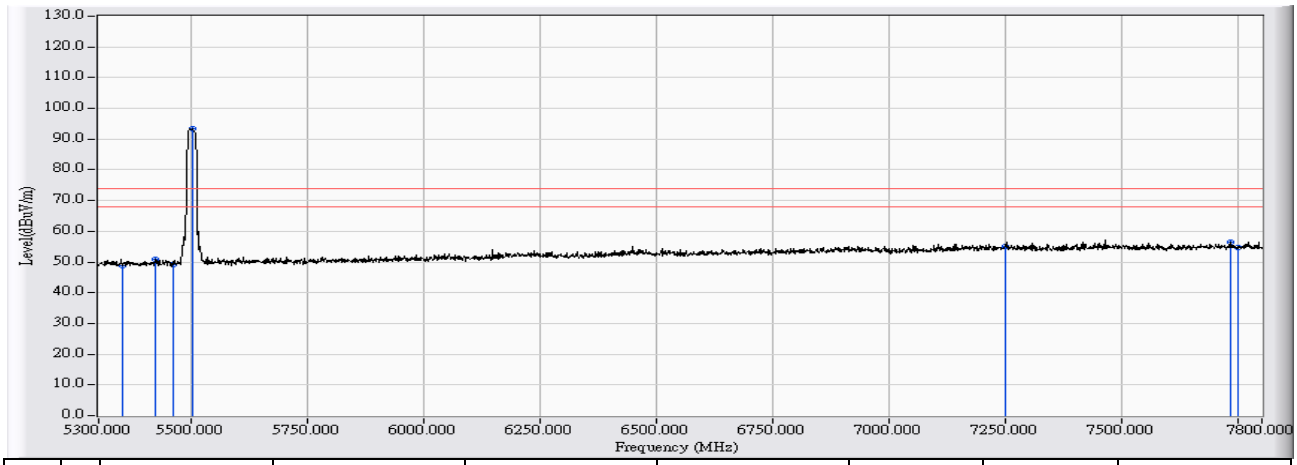

		Frequency (MHz)	Correct Factor (dB)	Reading Level (dBuV)	Measure Level (dBuV/m)	Margin (dB)	Limit (dBuV/m)	Detector Type
1		5350.000	-6.666	55.510	48.844	-25.156	74.000	PEAK
2		5422.500	-6.531	57.413	50.883	-23.117	74.000	PEAK
3		5460.000	-6.457	55.715	49.258	-24.742	74.000	PEAK
4	*	5502.500	-6.369	99.898	93.530	19.530	74.000	PEAK
5		7250.000	-0.741	55.664	54.922	-19.078	74.000	PEAK
6		7733.750	0.138	56.379	56.516	-17.484	74.000	PEAK
7		7750.000	0.153	54.502	54.655	-19.345	74.000	PEAK

Note:

1. All readings above 1GHz are performed with peak and/or average measurements as necessary.
2. Peak measurements: RBW = 1MHz, VBW = 1MHz, Sweep: Auto.
3. Average measurements: RBW = 1MHz, VBW = 10 Hz, Sweep: Auto.
4. “ * ”, means this data is the worst emission level.
5. Measurement Level = Reading Level + Correct Factor.
6. The average measurement was not performed when the peak measured data under the limit of average detection.

Site : CB1	**Time : 2015/07/18 - 11:07**
Limit : FCC_SpartC_15.209_03M_AV	**Margin : 6**
Probe : CB1_FCC_EFS_1-18G_H2 - HORIZONTAL	**Power : AC 120V/60Hz**
EUT : Full HD Ultra-Wide View Wi-Fi Camera	**Note : 802.11n20_5500MHz**

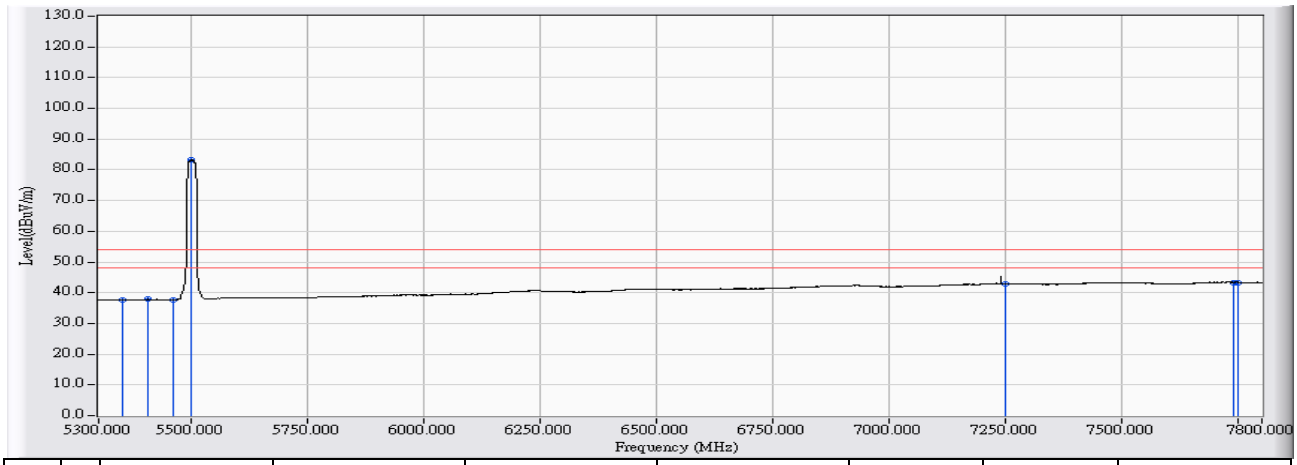

		Frequency (MHz)	Correct Factor (dB)	Reading Level (dBuV)	Measure Level (dBuV/m)	Margin (dB)	Limit (dBuV/m)	Detector Type
1		5350.000	-6.666	44.364	37.698	-16.302	54.000	AVERAGE
2		5405.000	-6.564	44.426	37.862	-16.138	54.000	AVERAGE
3		5460.000	-6.457	44.156	37.699	-16.301	54.000	AVERAGE
4	*	5498.750	-6.378	89.606	83.229	29.229	54.000	AVERAGE
5		7250.000	-0.741	43.635	42.893	-11.107	54.000	AVERAGE
6		7737.500	0.141	43.226	43.367	-10.633	54.000	AVERAGE
7		7750.000	0.153	43.165	43.318	-10.682	54.000	AVERAGE

Note:

1. All readings above 1GHz are performed with peak and/or average measurements as necessary.
2. Peak measurements: RBW = 1MHz, VBW = 1MHz, Sweep: Auto.
3. Average measurements: RBW = 1MHz, VBW = 10 Hz, Sweep: Auto.
4. “ * ”, means this data is the worst emission level.
5. Measurement Level = Reading Level + Correct Factor.
6. The average measurement was not performed when the peak measured data under the limit of average detection.

Site : CB1	**Time : 2015/07/18 - 08:28**
Limit : FCC_SPARTE_15.407_H_BAND3_03M_PK	**Margin : 6**
Probe : CB1_FCC_EFS_1-18G_H2 - VERTICAL	**Power : AC 120V/60Hz**
EUT : Full HD Ultra-Wide View Wi-Fi Camera	**Note : 802.11n20_5500MHz**

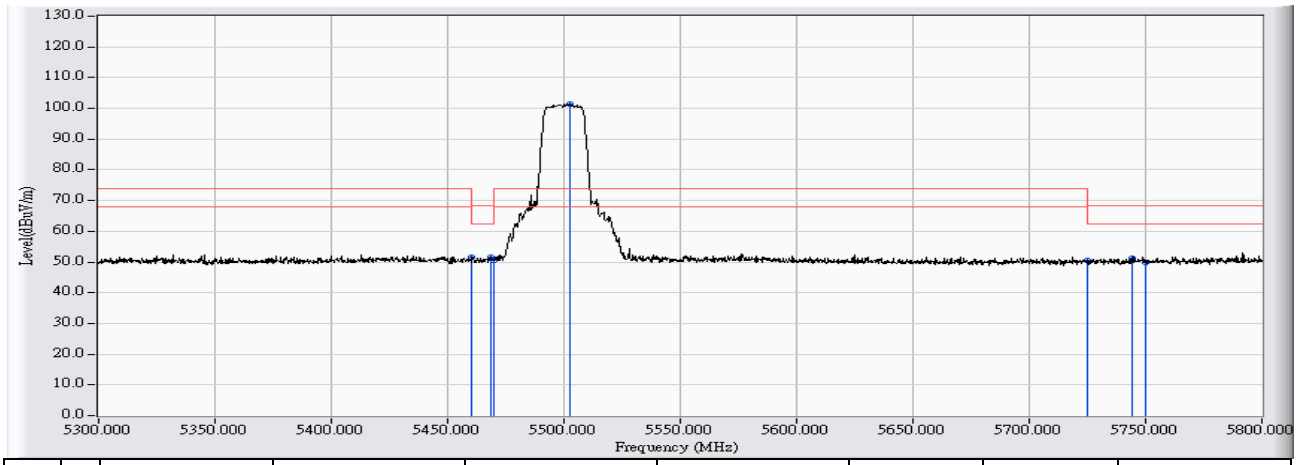

		Frequency (MHz)	Correct Factor (dB)	Reading Level (dBuV)	Measure Level (dBuV/m)	Margin (dB)	Limit (dBuV/m)	Detector Type
1		5460.000	-6.784	58.441	51.657	-16.643	68.300	PEAK
2		5468.750	-6.757	58.492	51.735	-16.565	68.300	PEAK
3		5470.000	-6.753	57.143	50.390	-17.910	68.300	PEAK
4	*	5502.750	-6.647	108.222	101.575	27.575	74.000	PEAK
5		5725.000	-5.699	56.362	50.663	-17.637	68.300	PEAK
6		5744.500	-5.618	56.828	51.210	-17.090	68.300	PEAK
7		5750.000	-5.596	55.483	49.887	-18.413	68.300	PEAK

Note:

1. All readings above 1GHz are performed with peak and/or average measurements as necessary.
2. Peak measurements: RBW = 1MHz, VBW = 1MHz, Sweep: Auto.
3. Average measurements: RBW = 1MHz, VBW = 10 Hz, Sweep: Auto.
4. “ * ”, means this data is the worst emission level.
5. Measurement Level = Reading Level + Correct Factor.
6. The average measurement was not performed when the peak measured data under the limit of average detection.

Site : CB1	**Time : 2015/07/18 - 08:30**
Limit : FCC_SpartC_15.209_03M_PK	**Margin : 6**
Probe : CB1_FCC_EFS_1-18G_H2 - VERTICAL	**Power : AC 120V/60Hz**
EUT : Full HD Ultra-Wide View Wi-Fi Camera	**Note : 802.11n20_5500MHz**

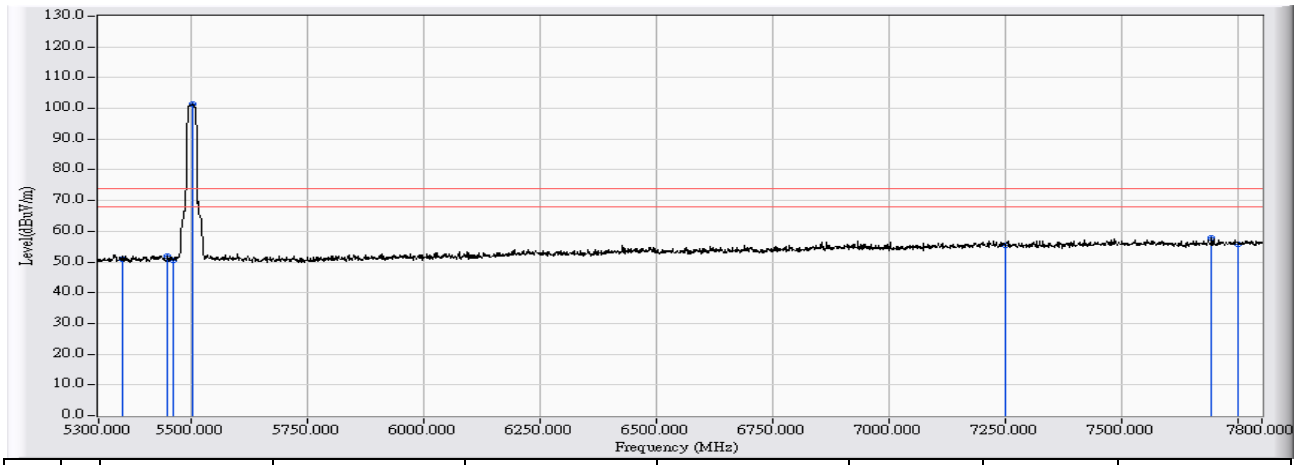

		Frequency (MHz)	Correct Factor (dB)	Reading Level (dBuV)	Measure Level (dBuV/m)	Margin (dB)	Limit (dBuV/m)	Detector Type
1		5350.000	-7.115	57.838	50.723	-23.277	74.000	PEAK
2		5448.750	-6.819	58.701	51.883	-22.117	74.000	PEAK
3		5460.000	-6.784	57.407	50.623	-23.377	74.000	PEAK
4	*	5502.500	-6.648	108.130	101.482	27.482	74.000	PEAK
5		7250.000	0.214	55.145	55.359	-18.641	74.000	PEAK
6		7691.250	1.306	56.626	57.932	-16.068	74.000	PEAK
7		7750.000	1.404	54.285	55.689	-18.311	74.000	PEAK

Note:

1. All readings above 1GHz are performed with peak and/or average measurements as necessary.
2. Peak measurements: RBW = 1MHz, VBW = 1MHz, Sweep: Auto.
3. Average measurements: RBW = 1MHz, VBW = 10 Hz, Sweep: Auto.
4. “ * ”, means this data is the worst emission level.
5. Measurement Level = Reading Level + Correct Factor.
6. The average measurement was not performed when the peak measured data under the limit of average detection.

Site : CB1	**Time : 2015/07/18 - 08:33**
Limit : FCC_SpartC_15.209_03M_AV	**Margin : 6**
Probe : CB1_FCC_EFS_1-18G_H2 - VERTICAL	**Power : AC 120V/60Hz**
EUT : Full HD Ultra-Wide View Wi-Fi Camera	**Note : 802.11n20_5500MHz**

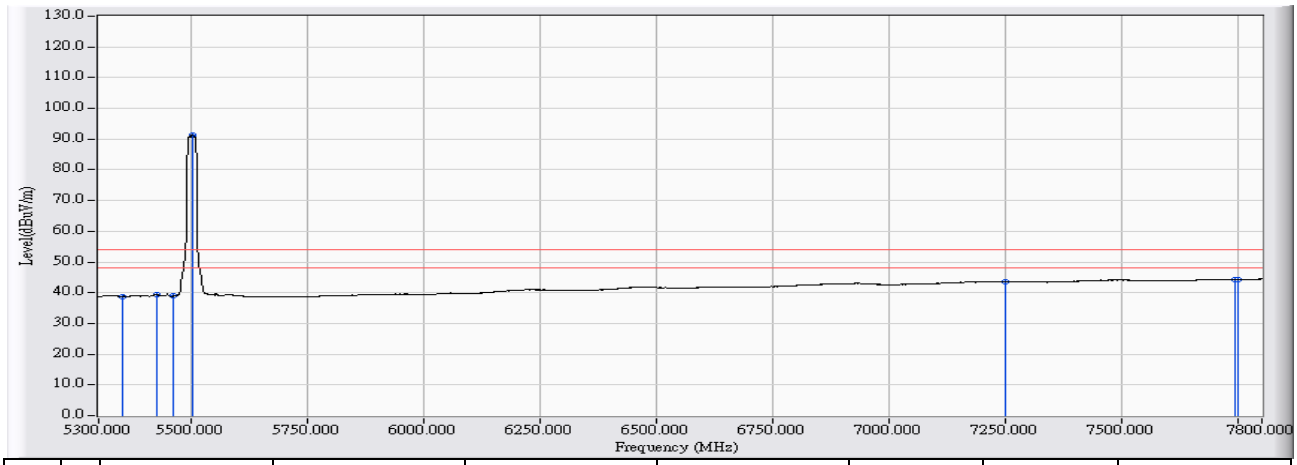

		Frequency (MHz)	Correct Factor (dB)	Reading Level (dBuV)	Measure Level (dBuV/m)	Margin (dB)	Limit (dBuV/m)	Detector Type
1		5350.000	-7.115	45.944	38.829	-15.171	54.000	AVERAGE
2		5425.000	-6.890	46.194	39.303	-14.697	54.000	AVERAGE
3		5460.000	-6.784	45.677	38.893	-15.107	54.000	AVERAGE
4	*	5501.250	-6.652	97.829	91.177	37.177	54.000	AVERAGE
5		7250.000	0.214	43.492	43.706	-10.294	54.000	AVERAGE
6		7741.250	1.390	42.983	44.373	-9.627	54.000	AVERAGE
7		7750.000	1.404	42.904	44.308	-9.692	54.000	AVERAGE

Note:

1. All readings above 1GHz are performed with peak and/or average measurements as necessary.
2. Peak measurements: RBW = 1MHz, VBW = 1MHz, Sweep: Auto.
3. Average measurements: RBW = 1MHz, VBW = 10 Hz, Sweep: Auto.
4. “ * ”, means this data is the worst emission level.
5. Measurement Level = Reading Level + Correct Factor.
6. The average measurement was not performed when the peak measured data under the limit of average detection.

Site : CB1	**Time : 2015/07/18 - 10:24**
Limit : FCC_SPARTE_15.407_H_BAND3_03M_PK	**Margin : 6**
Probe : CB1_FCC_EFS_1-18G_H2 - HORIZONTAL	**Power : AC 120V/60Hz**
EUT : Full HD Ultra-Wide View Wi-Fi Camera	**Note : 802.11n20_5580MHz**

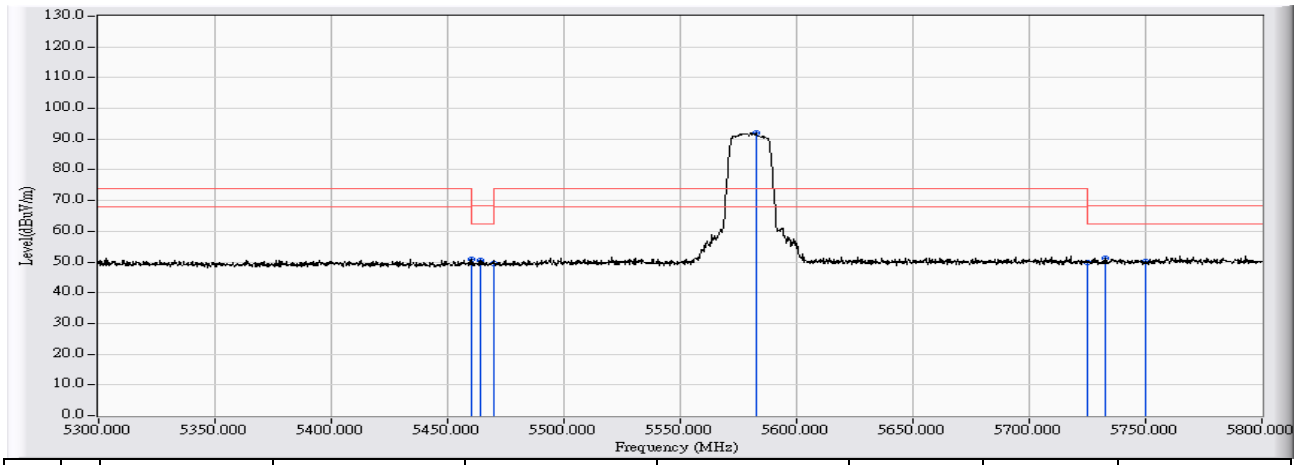

		Frequency (MHz)	Correct Factor (dB)	Reading Level (dBuV)	Measure Level (dBuV/m)	Margin (dB)	Limit (dBuV/m)	Detector Type
1		5460.000	-6.457	57.335	50.878	-17.422	68.300	PEAK
2		5464.250	-6.449	56.962	50.513	-17.787	68.300	PEAK
3		5470.000	-6.438	56.054	49.616	-18.684	68.300	PEAK
4	*	5582.750	-6.119	98.018	91.899	17.899	74.000	PEAK
5		5725.000	-5.667	55.448	49.781	-18.519	68.300	PEAK
6		5732.750	-5.643	57.023	51.380	-16.920	68.300	PEAK
7		5750.000	-5.591	55.669	50.078	-18.222	68.300	PEAK

Note:

1. All readings above 1GHz are performed with peak and/or average measurements as necessary.
2. Peak measurements: RBW = 1MHz, VBW = 1MHz, Sweep: Auto.
3. Average measurements: RBW = 1MHz, VBW = 10 Hz, Sweep: Auto.
4. “ * ”, means this data is the worst emission level.
5. Measurement Level = Reading Level + Correct Factor.
6. The average measurement was not performed when the peak measured data under the limit of average detection.

Site : CB1	**Time : 2015/07/18 - 10:24**
Limit : FCC_SpartC_15.209_03M_PK	**Margin : 6**
Probe : CB1_FCC_EFS_1-18G_H2 - HORIZONTAL	**Power : AC 120V/60Hz**
EUT : Full HD Ultra-Wide View Wi-Fi Camera	**Note : 802.11n20_5580MHz**

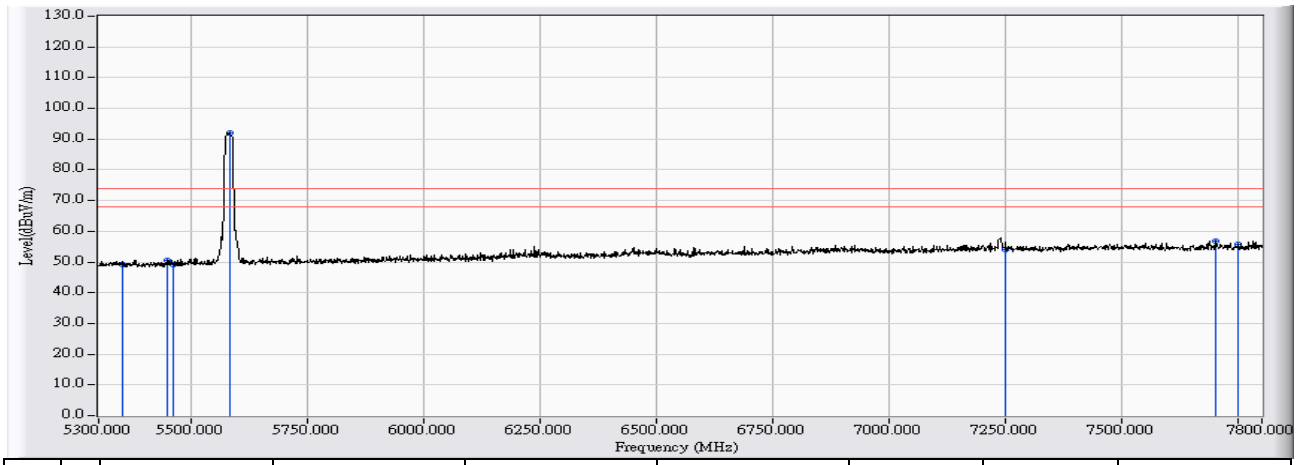

		Frequency (MHz)	Correct Factor (dB)	Reading Level (dBuV)	Measure Level (dBuV/m)	Margin (dB)	Limit (dBuV/m)	Detector Type
1		5350.000	-6.666	55.737	49.071	-24.929	74.000	PEAK
2		5447.500	-6.481	57.132	50.651	-23.349	74.000	PEAK
3		5460.000	-6.457	55.702	49.245	-24.755	74.000	PEAK
4	*	5582.500	-6.120	98.257	92.137	18.137	74.000	PEAK
5		7250.000	-0.741	54.802	54.060	-19.940	74.000	PEAK
6		7701.250	0.105	56.819	56.924	-17.076	74.000	PEAK
7		7750.000	0.153	55.614	55.767	-18.233	74.000	PEAK

Note:

1. All readings above 1GHz are performed with peak and/or average measurements as necessary.
2. Peak measurements: RBW = 1MHz, VBW = 1MHz, Sweep: Auto.
3. Average measurements: RBW = 1MHz, VBW = 10 Hz, Sweep: Auto.
4. “ * ”, means this data is the worst emission level.
5. Measurement Level = Reading Level + Correct Factor.
6. The average measurement was not performed when the peak measured data under the limit of average detection.

Site : CB1	**Time : 2015/07/18 - 10:25**
Limit : FCC_SpartC_15.209_03M_AV	**Margin : 6**
Probe : CB1_FCC_EFS_1-18G_H2 - HORIZONTAL	**Power : AC 120V/60Hz**
EUT : Full HD Ultra-Wide View Wi-Fi Camera	**Note : 802.11n20_5580MHz**

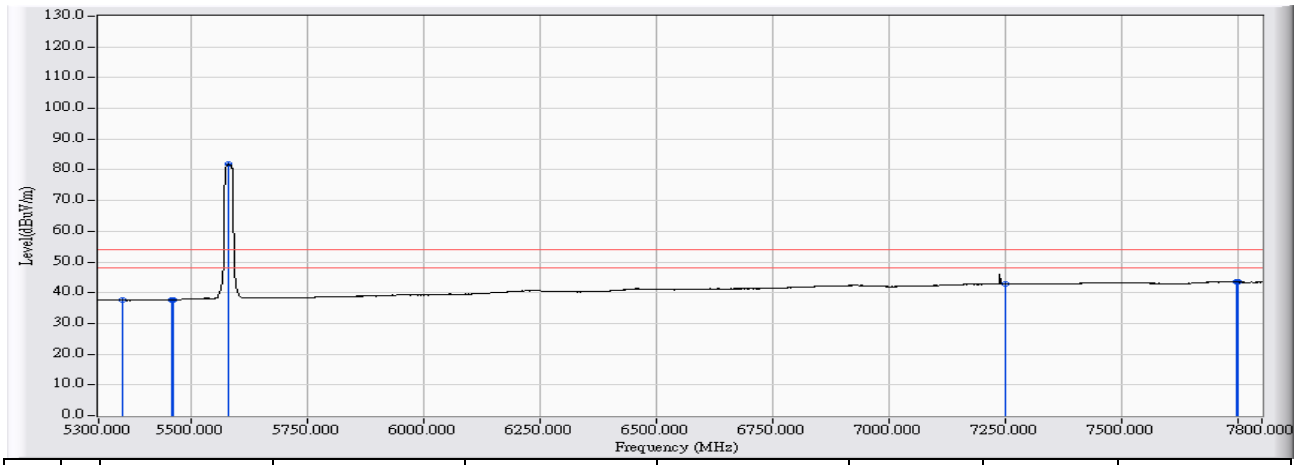

		Frequency (MHz)	Correct Factor (dB)	Reading Level (dBuV)	Measure Level (dBuV/m)	Margin (dB)	Limit (dBuV/m)	Detector Type
1		5350.000	-6.666	44.250	37.584	-16.416	54.000	AVERAGE
2		5457.500	-6.462	44.127	37.665	-16.335	54.000	AVERAGE
3		5460.000	-6.457	44.133	37.676	-16.324	54.000	AVERAGE
4	*	5578.750	-6.132	87.997	81.865	27.865	54.000	AVERAGE
5		7250.000	-0.741	43.683	42.941	-11.059	54.000	AVERAGE
6		7745.000	0.148	43.314	43.462	-10.538	54.000	AVERAGE
7		7750.000	0.153	43.262	43.415	-10.585	54.000	AVERAGE

Note:

1. All readings above 1GHz are performed with peak and/or average measurements as necessary.
2. Peak measurements: RBW = 1MHz, VBW = 1MHz, Sweep: Auto.
3. Average measurements: RBW = 1MHz, VBW = 10 Hz, Sweep: Auto.
4. “ * ”, means this data is the worst emission level.
5. Measurement Level = Reading Level + Correct Factor.
6. The average measurement was not performed when the peak measured data under the limit of average detection.

Site : CB1	**Time : 2015/07/18 - 08:53**
Limit : FCC_SPARTE_15.407_H_BAND3_03M_PK	**Margin : 6**
Probe : CB1_FCC_EFS_1-18G_H2 - VERTICAL	**Power : AC 120V/60Hz**
EUT : Full HD Ultra-Wide View Wi-Fi Camera	**Note : 802.11n20_5580MHz**

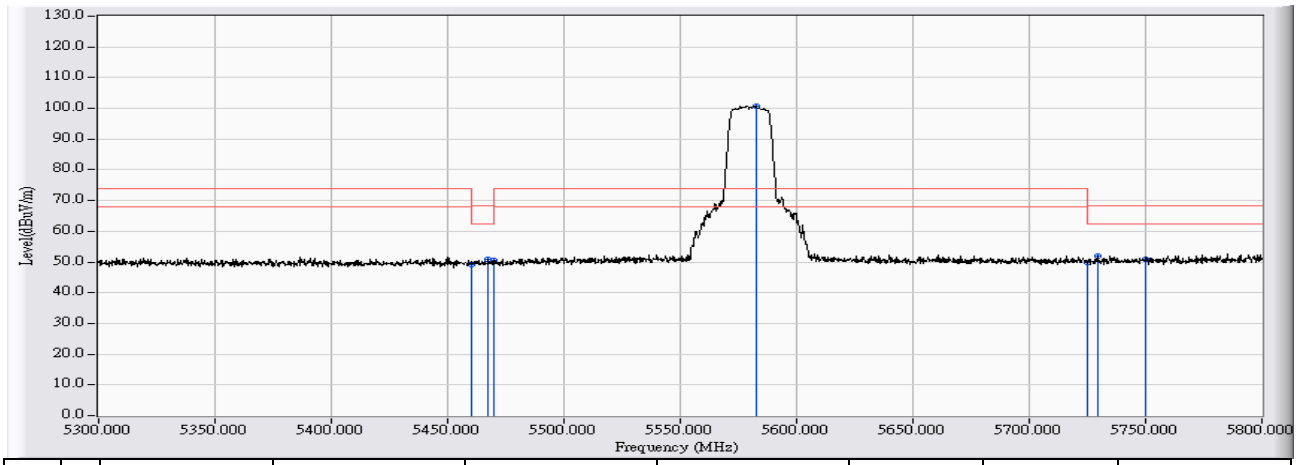

		Frequency (MHz)	Correct Factor (dB)	Reading Level (dBuV)	Measure Level (dBuV/m)	Margin (dB)	Limit (dBuV/m)	Detector Type
1		5460.000	-6.784	56.046	49.262	-19.038	68.300	PEAK
2		5467.250	-6.761	57.758	50.996	-17.304	68.300	PEAK
3		5470.000	-6.753	57.170	50.417	-17.883	68.300	PEAK
4	*	5583.000	-6.308	107.171	100.863	26.863	74.000	PEAK
5		5725.000	-5.699	55.476	49.777	-18.523	68.300	PEAK
6		5729.500	-5.680	57.443	51.762	-16.538	68.300	PEAK
7		5750.000	-5.596	56.618	51.022	-17.278	68.300	PEAK

Note:

1. All readings above 1GHz are performed with peak and/or average measurements as necessary.
2. Peak measurements: RBW = 1MHz, VBW = 1MHz, Sweep: Auto.
3. Average measurements: RBW = 1MHz, VBW = 10 Hz, Sweep: Auto.
4. " * ", means this data is the worst emission level.
5. Measurement Level = Reading Level + Correct Factor.
6. The average measurement was not performed when the peak measured data under the limit of average detection.

Site : CB1	**Time : 2015/07/18 - 08:53**
Limit : FCC_SpartC_15.209_03M_PK	**Margin : 6**
Probe : CB1_FCC_EFS_1-18G_H2 - VERTICAL	**Power : AC 120V/60Hz**
EUT : Full HD Ultra-Wide View Wi-Fi Camera	**Note : 802.11n20_5580MHz**

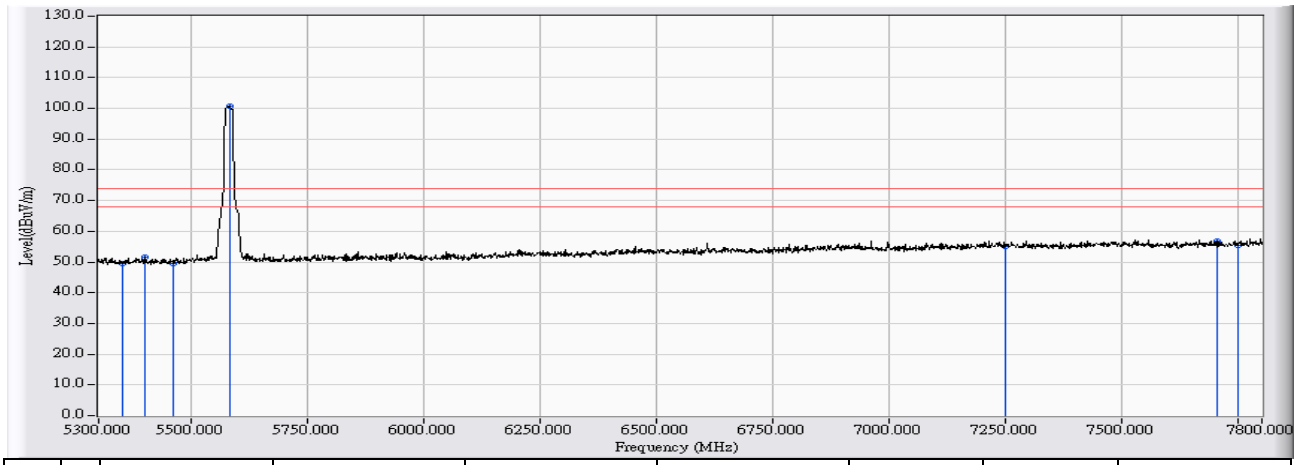

		Frequency (MHz)	Correct Factor (dB)	Reading Level (dBuV)	Measure Level (dBuV/m)	Margin (dB)	Limit (dBuV/m)	Detector Type
1		5350.000	-7.115	56.639	49.524	-24.476	74.000	PEAK
2		5400.000	-6.967	58.705	51.738	-22.262	74.000	PEAK
3		5460.000	-6.784	56.319	49.535	-24.465	74.000	PEAK
4	*	5581.250	-6.316	107.056	100.740	26.740	74.000	PEAK
5		7250.000	0.214	54.900	55.114	-18.886	74.000	PEAK
6		7703.750	1.328	55.439	56.767	-17.233	74.000	PEAK
7		7750.000	1.404	54.031	55.435	-18.565	74.000	PEAK

Note:

1. All readings above 1GHz are performed with peak and/or average measurements as necessary.
2. Peak measurements: RBW = 1MHz, VBW = 1MHz, Sweep: Auto.
3. Average measurements: RBW = 1MHz, VBW = 10 Hz, Sweep: Auto.
4. “ * ”, means this data is the worst emission level.
5. Measurement Level = Reading Level + Correct Factor.
6. The average measurement was not performed when the peak measured data under the limit of average detection.

Site : CB1	**Time : 2015/07/18 - 08:56**
Limit : FCC_SpartC_15.209_03M_AV	**Margin : 6**
Probe : CB1_FCC_EFS_1-18G_H2 - VERTICAL	**Power : AC 120V/60Hz**
EUT : Full HD Ultra-Wide View Wi-Fi Camera	**Note : 802.11n20_5580MHz**

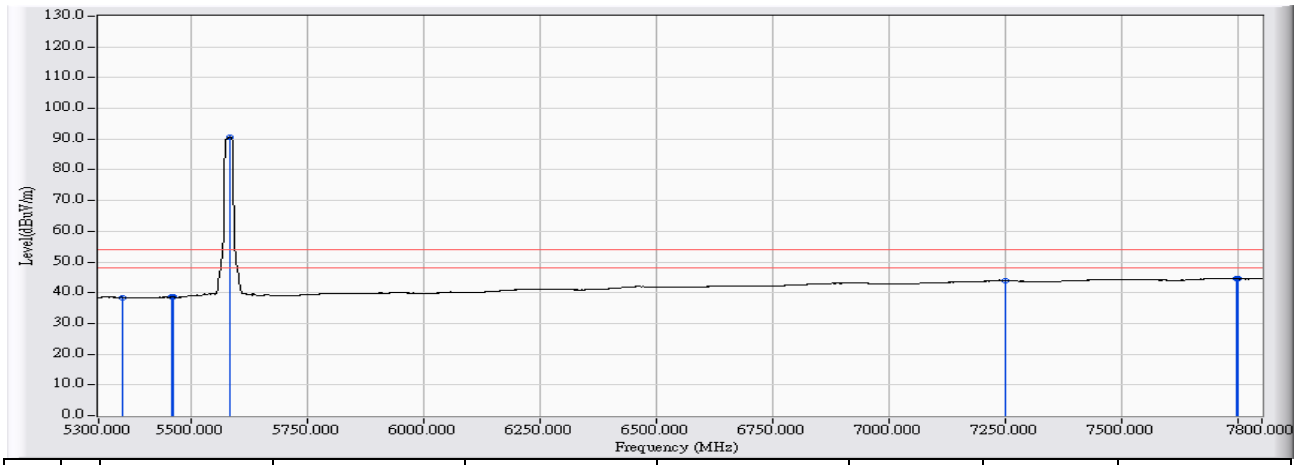

		Frequency (MHz)	Correct Factor (dB)	Reading Level (dBuV)	Measure Level (dBuV/m)	Margin (dB)	Limit (dBuV/m)	Detector Type
1		5350.000	-7.115	45.605	38.490	-15.510	54.000	AVERAGE
2		5456.250	-6.796	45.346	38.551	-15.449	54.000	AVERAGE
3		5460.000	-6.784	45.369	38.585	-15.415	54.000	AVERAGE
4	*	5581.250	-6.316	97.045	90.729	36.729	54.000	AVERAGE
5		7250.000	0.214	43.701	43.915	-10.085	54.000	AVERAGE
6		7745.000	1.395	43.087	44.483	-9.517	54.000	AVERAGE
7		7750.000	1.404	43.067	44.471	-9.529	54.000	AVERAGE

Note:

1. All readings above 1GHz are performed with peak and/or average measurements as necessary.
2. Peak measurements: RBW = 1MHz, VBW = 1MHz, Sweep: Auto.
3. Average measurements: RBW = 1MHz, VBW = 10 Hz, Sweep: Auto.
4. “ * ”, means this data is the worst emission level.
5. Measurement Level = Reading Level + Correct Factor.
6. The average measurement was not performed when the peak measured data under the limit of average detection.

Site : CB1	**Time : 2015/07/18 - 10:05**
Limit : FCC_SPARTE_15.407_H_BAND3_03M_PK	**Margin : 6**
Probe : CB1_FCC_EFS_1-18G_H2 - HORIZONTAL	**Power : AC 120V/60Hz**
EUT : Full HD Ultra-Wide View Wi-Fi Camera	**Note : 802.11n20_5700MHz**

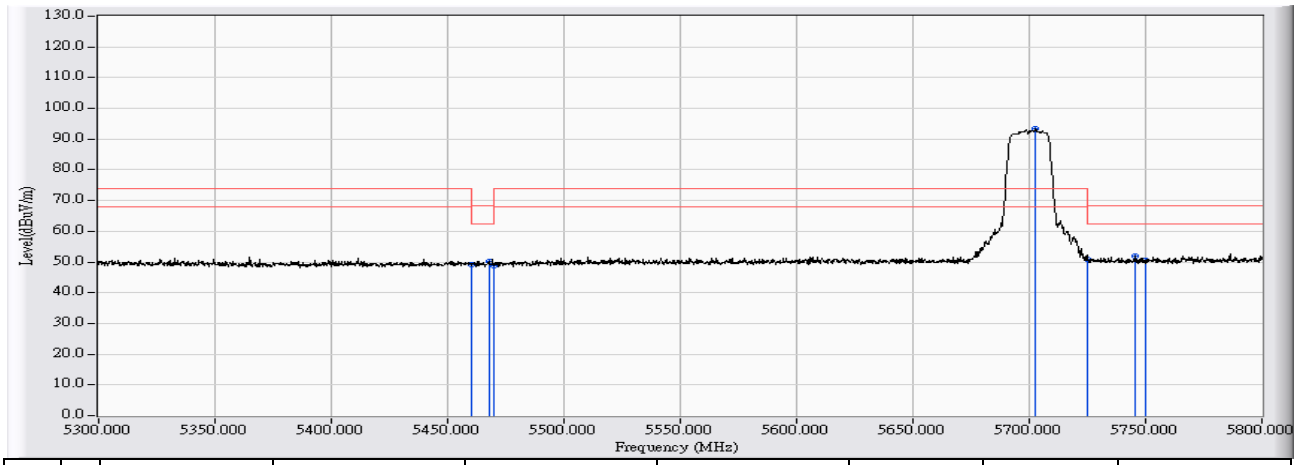

		Frequency (MHz)	Correct Factor (dB)	Reading Level (dBuV)	Measure Level (dBuV/m)	Margin (dB)	Limit (dBuV/m)	Detector Type
1		5460.000	-6.457	55.468	49.011	-19.289	68.300	PEAK
2		5467.750	-6.442	56.775	50.333	-17.967	68.300	PEAK
3		5470.000	-6.438	55.383	48.945	-19.355	68.300	PEAK
4	*	5702.750	-5.734	98.979	93.244	19.244	74.000	PEAK
5		5725.000	-5.667	56.564	50.897	-17.403	68.300	PEAK
6		5745.750	-5.604	57.507	51.903	-16.397	68.300	PEAK
7		5750.000	-5.591	55.985	50.394	-17.906	68.300	PEAK

Note:

1. All readings above 1GHz are performed with peak and/or average measurements as necessary.
2. Peak measurements: RBW = 1MHz, VBW = 1MHz, Sweep: Auto.
3. Average measurements: RBW = 1MHz, VBW = 10 Hz, Sweep: Auto.
4. “ * ”, means this data is the worst emission level.
5. Measurement Level = Reading Level + Correct Factor.
6. The average measurement was not performed when the peak measured data under the limit of average detection.

Site : CB1	**Time : 2015/07/18 - 10:05**
Limit : FCC_SpartC_15.209_03M_PK	**Margin : 6**
Probe : CB1_FCC_EFS_1-18G_H2 - HORIZONTAL	**Power : AC 120V/60Hz**
EUT : Full HD Ultra-Wide View Wi-Fi Camera	**Note : 802.11n20_5700MHz**

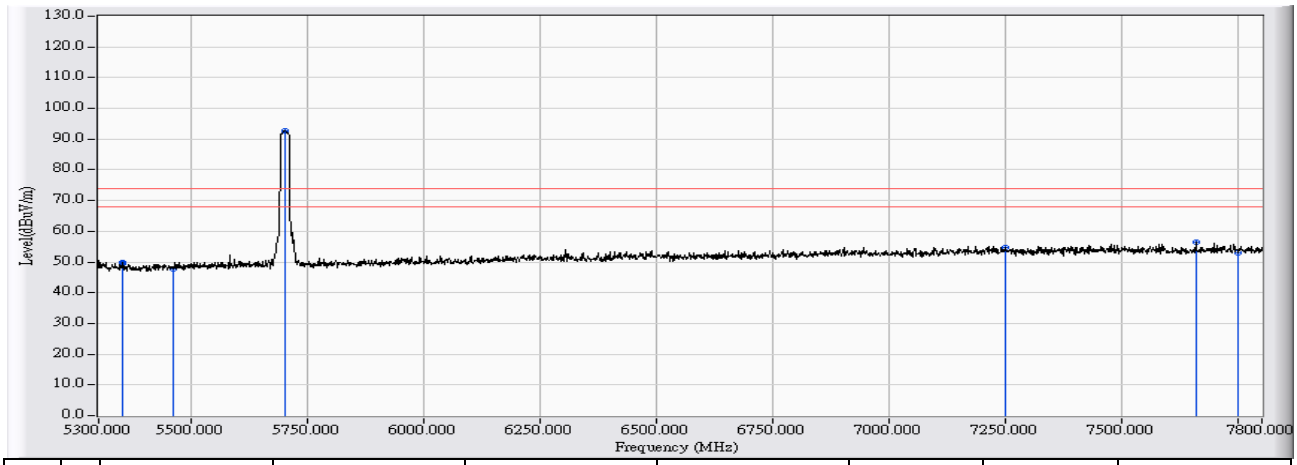

		Frequency (MHz)	Correct Factor (dB)	Reading Level (dBuV)	Measure Level (dBuV/m)	Margin (dB)	Limit (dBuV/m)	Detector Type
1		5350.000	-6.666	56.224	49.558	-24.442	74.000	PEAK
2		5351.250	-6.664	56.556	49.892	-24.108	74.000	PEAK
3		5460.000	-6.457	54.080	47.623	-26.377	74.000	PEAK
4	*	5701.250	-5.739	98.492	92.753	18.753	74.000	PEAK
5		7250.000	-0.741	55.508	54.766	-19.234	74.000	PEAK
6		7657.500	0.054	56.274	56.329	-17.671	74.000	PEAK
7		7750.000	0.153	52.802	52.955	-21.045	74.000	PEAK

Note:

1. All readings above 1GHz are performed with peak and/or average measurements as necessary.
2. Peak measurements: RBW = 1MHz, VBW = 1MHz, Sweep: Auto.
3. Average measurements: RBW = 1MHz, VBW = 10 Hz, Sweep: Auto.
4. “ * ”, means this data is the worst emission level.
5. Measurement Level = Reading Level + Correct Factor.
6. The average measurement was not performed when the peak measured data under the limit of average detection.

Site : CB1	**Time : 2015/07/18 - 10:07**
Limit : FCC_SpartC_15.209_03M_AV	**Margin : 6**
Probe : CB1_FCC_EFS_1-18G_H2 - HORIZONTAL	**Power : AC 120V/60Hz**
EUT : Full HD Ultra-Wide View Wi-Fi Camera	**Note : 802.11n20_5700MHz**

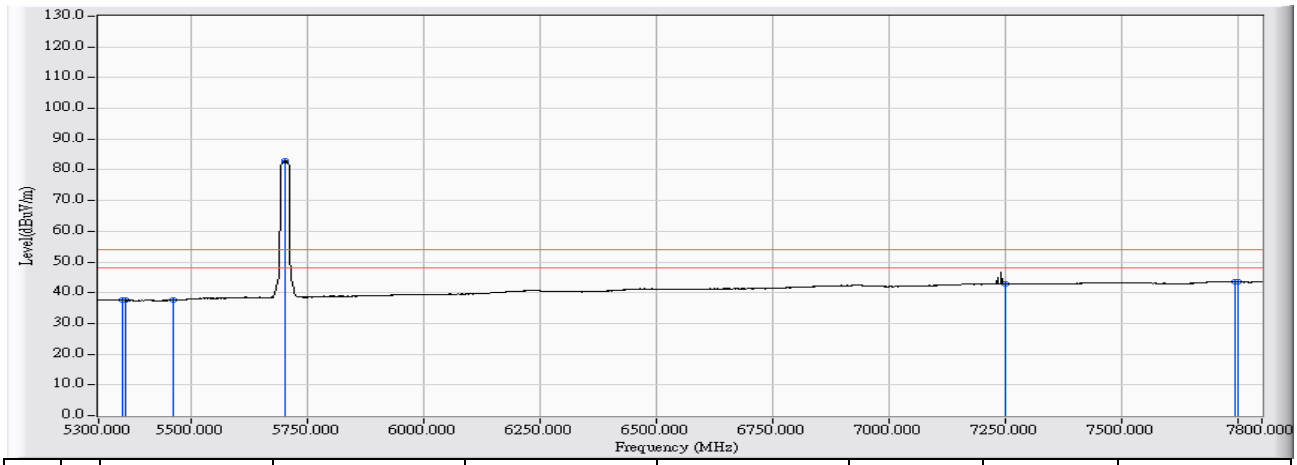

		Frequency (MHz)	Correct Factor (dB)	Reading Level (dBuV)	Measure Level (dBuV/m)	Margin (dB)	Limit (dBuV/m)	Detector Type
1		5350.000	-6.666	44.176	37.510	-16.490	54.000	AVERAGE
2		5356.250	-6.655	44.191	37.536	-16.464	54.000	AVERAGE
3		5460.000	-6.457	44.015	37.558	-16.442	54.000	AVERAGE
4	*	5701.250	-5.739	88.577	82.838	28.838	54.000	AVERAGE
5		7250.000	-0.741	43.693	42.951	-11.049	54.000	AVERAGE
6		7741.250	0.145	43.357	43.502	-10.498	54.000	AVERAGE
7		7750.000	0.153	43.310	43.463	-10.537	54.000	AVERAGE

Note:

1. All readings above 1GHz are performed with peak and/or average measurements as necessary.
2. Peak measurements: RBW = 1MHz, VBW = 1MHz, Sweep: Auto.
3. Average measurements: RBW = 1MHz, VBW = 10 Hz, Sweep: Auto.
4. " * ", means this data is the worst emission level.
5. Measurement Level = Reading Level + Correct Factor.
6. The average measurement was not performed when the peak measured data under the limit of average detection.

Site : CB1	**Time : 2015/07/18 - 09:25**
Limit : FCC_SPARTE_15.407_H_BAND3_03M_PK	**Margin : 6**
Probe : CB1_FCC_EFS_1-18G_H2 - VERTICAL	**Power : AC 120V/60Hz**
EUT : Full HD Ultra-Wide View Wi-Fi Camera	**Note : 802.11n20_5700MHz**

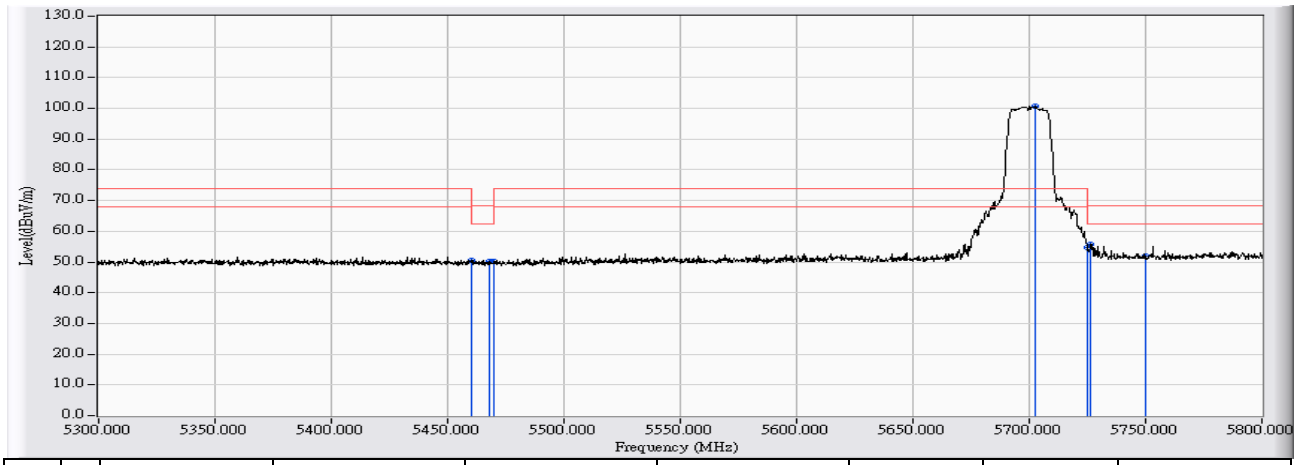

		Frequency (MHz)	Correct Factor (dB)	Reading Level (dBuV)	Measure Level (dBuV/m)	Margin (dB)	Limit (dBuV/m)	Detector Type
1		5460.000	-6.784	57.273	50.489	-17.811	68.300	PEAK
2		5468.250	-6.758	56.794	50.035	-18.265	68.300	PEAK
3		5470.000	-6.753	56.824	50.071	-18.229	68.300	PEAK
4	*	5702.750	-5.791	106.477	100.685	26.685	74.000	PEAK
5		5725.000	-5.699	60.413	54.714	-13.586	68.300	PEAK
6		5726.250	-5.693	61.430	55.736	-12.564	68.300	PEAK
7		5750.000	-5.596	57.560	51.964	-16.336	68.300	PEAK

Note:

1. All readings above 1GHz are performed with peak and/or average measurements as necessary.
2. Peak measurements: RBW = 1MHz, VBW = 1MHz, Sweep: Auto.
3. Average measurements: RBW = 1MHz, VBW = 10 Hz, Sweep: Auto.
4. “ * ”, means this data is the worst emission level.
5. Measurement Level = Reading Level + Correct Factor.
6. The average measurement was not performed when the peak measured data under the limit of average detection.

Site : CB1	**Time : 2015/07/18 - 09:26**
Limit : FCC_SpartC_15.209_03M_PK	**Margin : 6**
Probe : CB1_FCC_EFS_1-18G_H2 - VERTICAL	**Power : AC 120V/60Hz**
EUT : Full HD Ultra-Wide View Wi-Fi Camera	**Note : 802.11n20_5700MHz**

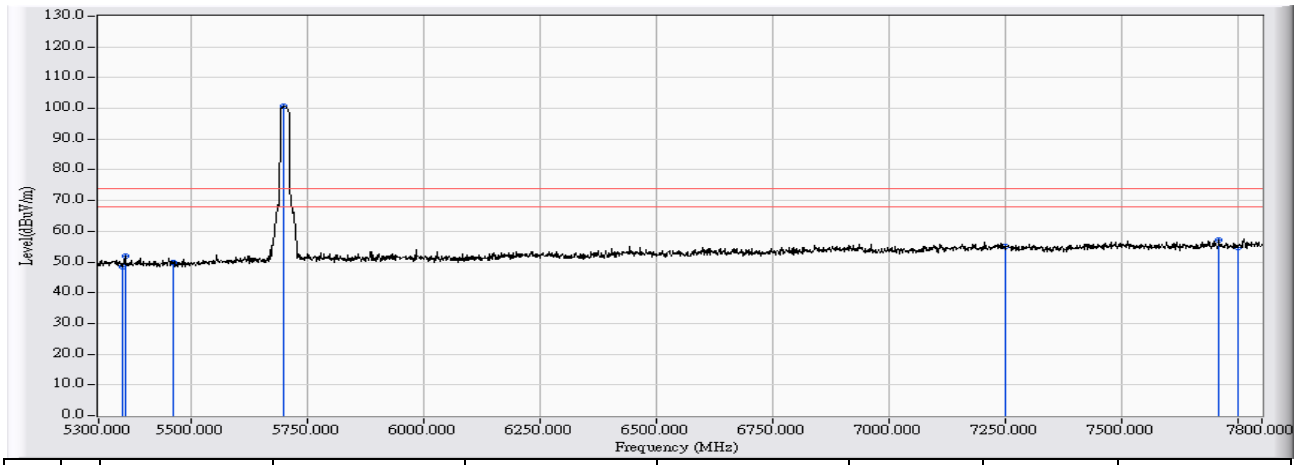

		Frequency (MHz)	Correct Factor (dB)	Reading Level (dBuV)	Measure Level (dBuV/m)	Margin (dB)	Limit (dBuV/m)	Detector Type
1		5350.000	-7.115	55.478	48.363	-25.637	74.000	PEAK
2		5357.500	-7.093	59.127	52.034	-21.966	74.000	PEAK
3		5460.000	-6.784	56.453	49.669	-24.331	74.000	PEAK
4	*	5698.750	-5.808	106.468	100.659	26.659	74.000	PEAK
5		7250.000	0.214	54.717	54.931	-19.069	74.000	PEAK
6		7707.500	1.334	55.899	57.233	-16.767	74.000	PEAK
7		7750.000	1.404	53.371	54.775	-19.225	74.000	PEAK

Note:

1. All readings above 1GHz are performed with peak and/or average measurements as necessary.
2. Peak measurements: RBW = 1MHz, VBW = 1MHz, Sweep: Auto.
3. Average measurements: RBW = 1MHz, VBW = 10 Hz, Sweep: Auto.
4. “ * ”, means this data is the worst emission level.
5. Measurement Level = Reading Level + Correct Factor.
6. The average measurement was not performed when the peak measured data under the limit of average detection.

Site : CB1	**Time : 2015/07/18 - 09:55**
Limit : FCC_SpartC_15.209_03M_AV	**Margin : 6**
Probe : CB1_FCC_EFS_1-18G_H2 - VERTICAL	**Power : AC 120V/60Hz**
EUT : Full HD Ultra-Wide View Wi-Fi Camera	**Note : 802.11n20_5700MHz**

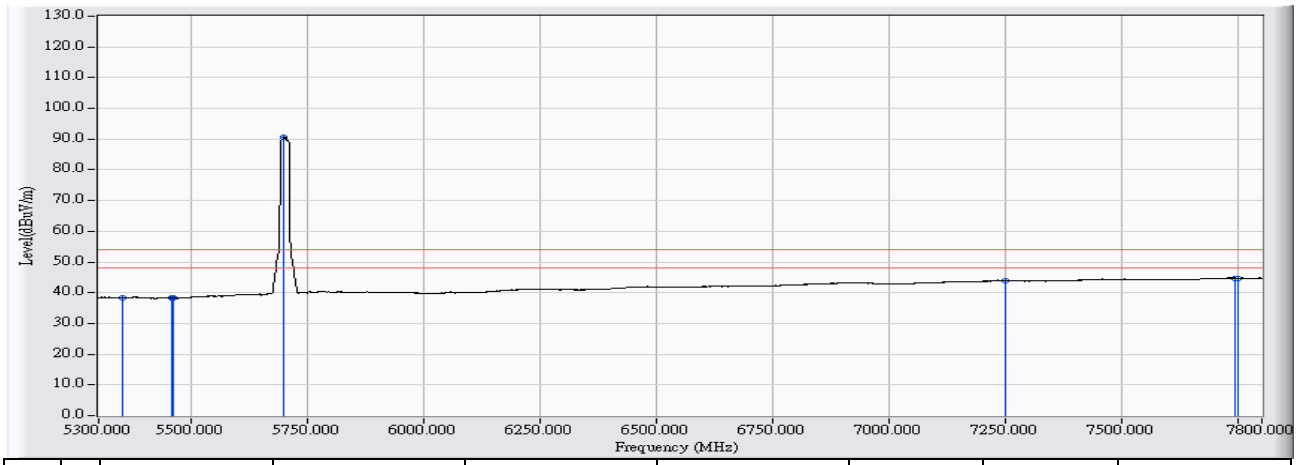

		Frequency (MHz)	Correct Factor (dB)	Reading Level (dBuV)	Measure Level (dBuV/m)	Margin (dB)	Limit (dBuV/m)	Detector Type
1		5350.000	-7.115	45.494	38.379	-15.621	54.000	AVERAGE
2		5456.250	-6.796	45.031	38.236	-15.764	54.000	AVERAGE
3		5460.000	-6.784	45.037	38.253	-15.747	54.000	AVERAGE
4	*	5698.750	-5.808	96.479	90.670	36.670	54.000	AVERAGE
5		7250.000	0.214	43.667	43.881	-10.119	54.000	AVERAGE
6		7741.250	1.390	43.394	44.784	-9.216	54.000	AVERAGE
7		7750.000	1.404	43.334	44.738	-9.262	54.000	AVERAGE

Note:

1. All readings above 1GHz are performed with peak and/or average measurements as necessary.
2. Peak measurements: RBW = 1MHz, VBW = 1MHz, Sweep: Auto.
3. Average measurements: RBW = 1MHz, VBW = 10 Hz, Sweep: Auto.
4. “ * ”, means this data is the worst emission level.
5. Measurement Level = Reading Level + Correct Factor.
6. The average measurement was not performed when the peak measured data under the limit of average detection.

Site : CB1	**Time : 2015/07/18 - 10:49**
Limit : FCC_SPARTE_15.407_H_BAND3_03M_PK	**Margin : 6**
Probe : CB1_FCC_EFS_1-18G_H2 - HORIZONTAL	**Power : AC 120V/60Hz**
EUT : Full HD Ultra-Wide View Wi-Fi Camera	**Note : 802.11n40_5510MHz**

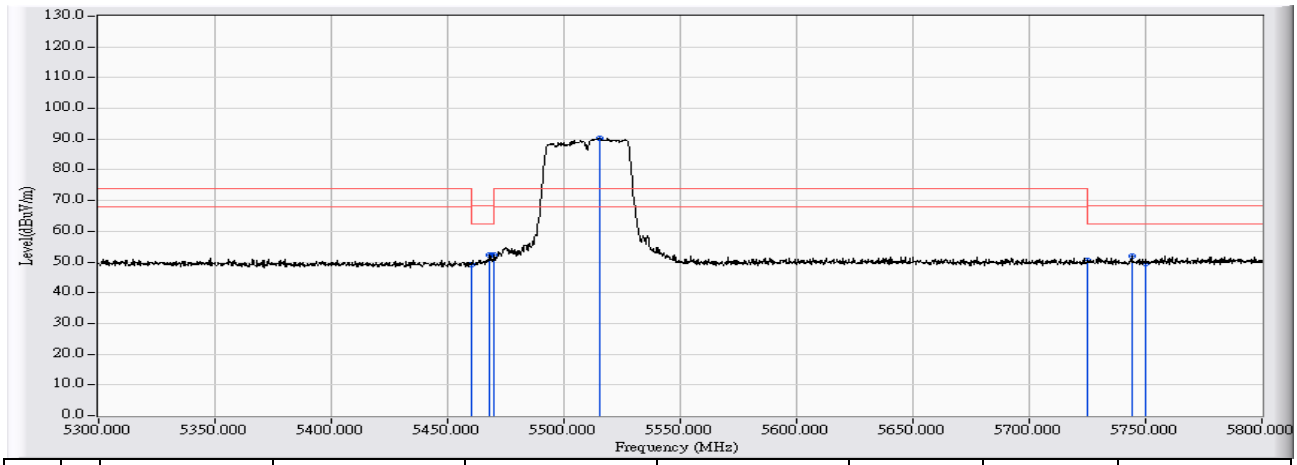

		Frequency (MHz)	Correct Factor (dB)	Reading Level (dBuV)	Measure Level (dBuV/m)	Margin (dB)	Limit (dBuV/m)	Detector Type
1		5460.000	-6.457	55.647	49.190	-19.110	68.300	PEAK
2		5468.250	-6.441	58.749	52.308	-15.992	68.300	PEAK
3		5470.000	-6.438	58.869	52.431	-15.869	68.300	PEAK
4	*	5515.250	-6.330	96.658	90.328	16.328	74.000	PEAK
5		5725.000	-5.667	56.256	50.589	-17.711	68.300	PEAK
6		5744.000	-5.609	57.403	51.794	-16.506	68.300	PEAK
7		5750.000	-5.591	55.225	49.634	-18.666	68.300	PEAK

Note:

1. All readings above 1GHz are performed with peak and/or average measurements as necessary.
2. Peak measurements: RBW = 1MHz, VBW = 1MHz, Sweep: Auto.
3. Average measurements: RBW = 1MHz, VBW = 10 Hz, Sweep: Auto.
4. “ * ”, means this data is the worst emission level.
5. Measurement Level = Reading Level + Correct Factor.
6. The average measurement was not performed when the peak measured data under the limit of average detection.

Site : CB1	**Time : 2015/07/18 - 10:50**
Limit : FCC_SpartC_15.209_03M_PK	**Margin : 6**
Probe : CB1_FCC_EFS_1-18G_H2 - HORIZONTAL	**Power : AC 120V/60Hz**
EUT : Full HD Ultra-Wide View Wi-Fi Camera	**Note : 802.11n40_5510MHz**

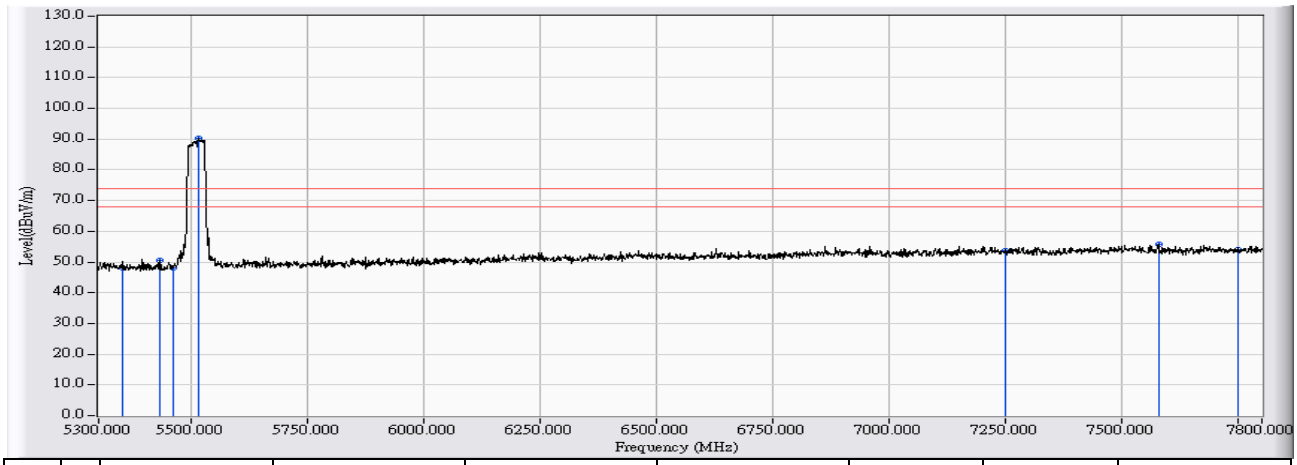

		Frequency (MHz)	Correct Factor (dB)	Reading Level (dBuV)	Measure Level (dBuV/m)	Margin (dB)	Limit (dBuV/m)	Detector Type
1		5350.000	-6.666	54.900	48.234	-25.766	74.000	PEAK
2		5432.500	-6.510	57.171	50.660	-23.340	74.000	PEAK
3		5460.000	-6.457	54.565	48.108	-25.892	74.000	PEAK
4	*	5515.000	-6.332	96.530	90.199	16.199	74.000	PEAK
5		7250.000	-0.741	54.268	53.526	-20.474	74.000	PEAK
6		7577.500	-0.042	55.775	55.733	-18.267	74.000	PEAK
7		7750.000	0.153	54.015	54.168	-19.832	74.000	PEAK

Note:

1. All readings above 1GHz are performed with peak and/or average measurements as necessary.
2. Peak measurements: RBW = 1MHz, VBW = 1MHz, Sweep: Auto.
3. Average measurements: RBW = 1MHz, VBW = 10 Hz, Sweep: Auto.
4. “ * ”, means this data is the worst emission level.
5. Measurement Level = Reading Level + Correct Factor.
6. The average measurement was not performed when the peak measured data under the limit of average detection.

Site : CB1	**Time : 2015/07/18 - 10:51**
Limit : FCC_SpartC_15.209_03M_AV	**Margin : 6**
Probe : CB1_FCC_EFS_1-18G_H2 - HORIZONTAL	**Power : AC 120V/60Hz**
EUT : Full HD Ultra-Wide View Wi-Fi Camera	**Note : 802.11n40_5510MHz**

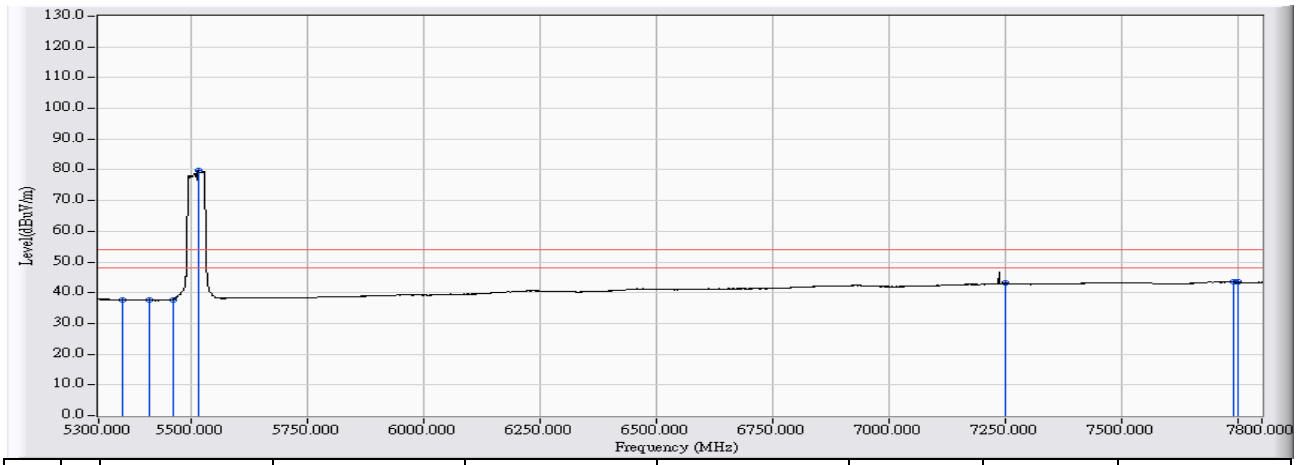

		Frequency (MHz)	Correct Factor (dB)	Reading Level (dBuV)	Measure Level (dBuV/m)	Margin (dB)	Limit (dBuV/m)	Detector Type
1		5350.000	-6.666	44.345	37.679	-16.321	54.000	AVERAGE
2		5407.500	-6.559	44.271	37.712	-16.288	54.000	AVERAGE
3		5460.000	-6.457	44.266	37.809	-16.191	54.000	AVERAGE
4	*	5515.000	-6.332	86.023	79.692	25.692	54.000	AVERAGE
5		7250.000	-0.741	44.120	43.378	-10.622	54.000	AVERAGE
6		7737.500	0.141	43.302	43.443	-10.557	54.000	AVERAGE
7		7750.000	0.153	43.245	43.398	-10.602	54.000	AVERAGE

Note:

1. All readings above 1GHz are performed with peak and/or average measurements as necessary.
2. Peak measurements: RBW = 1MHz, VBW = 1MHz, Sweep: Auto.
3. Average measurements: RBW = 1MHz, VBW = 10 Hz, Sweep: Auto.
4. “ * ”, means this data is the worst emission level.
5. Measurement Level = Reading Level + Correct Factor.
6. The average measurement was not performed when the peak measured data under the limit of average detection.

Site : CB1	**Time : 2015/07/18 - 08:39**
Limit : FCC_SPARTE_15.407_H_BAND3_03M_PK	**Margin : 6**
Probe : CB1_FCC_EFS_1-18G_H2 - VERTICAL	**Power : AC 120V/60Hz**
EUT : Full HD Ultra-Wide View Wi-Fi Camera	**Note : 802.11n40_5510MHz**

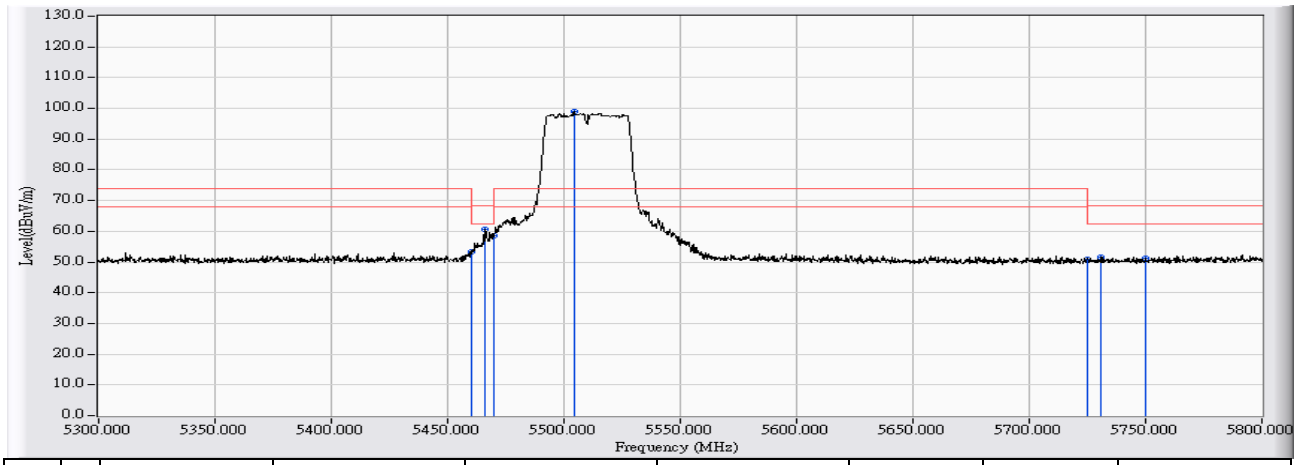

		Frequency (MHz)	Correct Factor (dB)	Reading Level (dBuV)	Measure Level (dBuV/m)	Margin (dB)	Limit (dBuV/m)	Detector Type
1		5460.000	-6.784	60.102	53.318	-14.982	68.300	PEAK
2		5466.250	-6.765	67.248	60.483	-7.817	68.300	PEAK
3		5470.000	-6.753	65.449	58.696	-9.604	68.300	PEAK
4	*	5504.250	-6.642	105.493	98.851	24.851	74.000	PEAK
5		5725.000	-5.699	56.478	50.779	-17.521	68.300	PEAK
6		5730.750	-5.675	57.144	51.469	-16.831	68.300	PEAK
7		5750.000	-5.596	56.687	51.091	-17.209	68.300	PEAK

Note:

1. All readings above 1GHz are performed with peak and/or average measurements as necessary.
2. Peak measurements: RBW = 1MHz, VBW = 1MHz, Sweep: Auto.
3. Average measurements: RBW = 1MHz, VBW = 10 Hz, Sweep: Auto.
4. “ * ”, means this data is the worst emission level.
5. Measurement Level = Reading Level + Correct Factor.
6. The average measurement was not performed when the peak measured data under the limit of average detection.

Site : CB1	**Time : 2015/07/18 - 08:39**
Limit : FCC_SpartC_15.209_03M_PK	**Margin : 6**
Probe : CB1_FCC_EFS_1-18G_H2 - VERTICAL	**Power : AC 120V/60Hz**
EUT : Full HD Ultra-Wide View Wi-Fi Camera	**Note : 802.11n40_5510MHz**

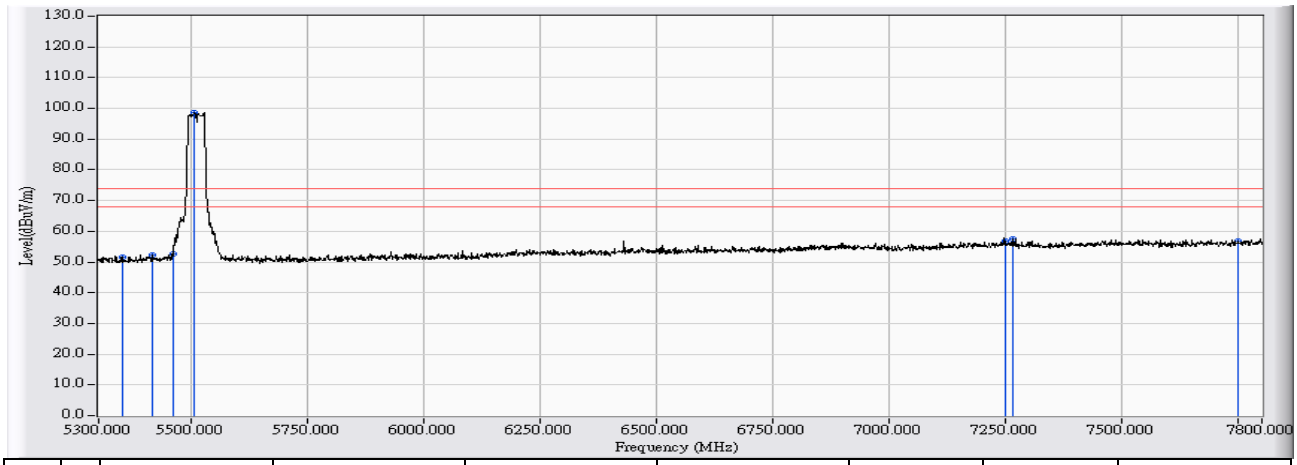

		Frequency (MHz)	Correct Factor (dB)	Reading Level (dBuV)	Measure Level (dBuV/m)	Margin (dB)	Limit (dBuV/m)	Detector Type
1		5350.000	-7.115	58.654	51.539	-22.461	74.000	PEAK
2		5415.000	-6.920	59.317	52.396	-21.604	74.000	PEAK
3		5460.000	-6.784	59.553	52.769	-21.231	74.000	PEAK
4	*	5505.000	-6.639	105.367	98.728	24.728	74.000	PEAK
5		7250.000	0.214	56.525	56.739	-17.261	74.000	PEAK
6		7265.000	0.254	57.331	57.584	-16.416	74.000	PEAK
7		7750.000	1.404	55.265	56.669	-17.331	74.000	PEAK

Note:

1. All readings above 1GHz are performed with peak and/or average measurements as necessary.
2. Peak measurements: RBW = 1MHz, VBW = 1MHz, Sweep: Auto.
3. Average measurements: RBW = 1MHz, VBW = 10 Hz, Sweep: Auto.
4. “ * ”, means this data is the worst emission level.
5. Measurement Level = Reading Level + Correct Factor.
6. The average measurement was not performed when the peak measured data under the limit of average detection.

Site : CB1	**Time : 2015/07/18 - 08:42**
Limit : FCC_SpartC_15.209_03M_AV	**Margin : 6**
Probe : CB1_FCC_EFS_1-18G_H2 - VERTICAL	**Power : AC 120V/60Hz**
EUT : Full HD Ultra-Wide View Wi-Fi Camera	**Note : 802.11n40_5510MHz**

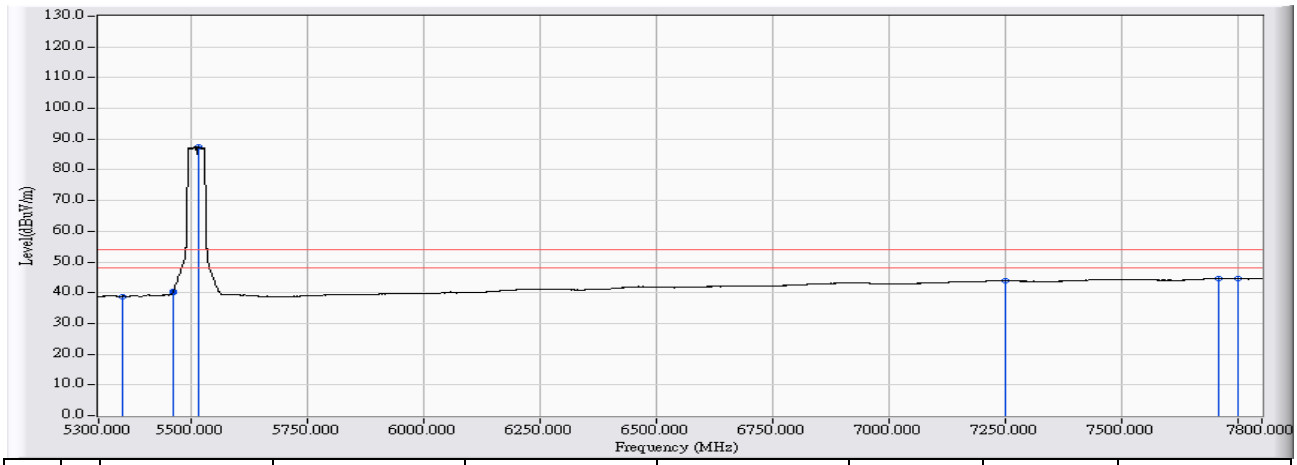

		Frequency (MHz)	Correct Factor (dB)	Reading Level (dBuV)	Measure Level (dBuV/m)	Margin (dB)	Limit (dBuV/m)	Detector Type
1		5350.000	-7.115	45.947	38.832	-15.168	54.000	AVERAGE
2		5458.750	-6.788	46.775	39.987	-14.013	54.000	AVERAGE
3		5460.000	-6.784	47.168	40.384	-13.616	54.000	AVERAGE
4	*	5515.000	-6.597	94.101	87.504	33.504	54.000	AVERAGE
5		7250.000	0.214	43.693	43.907	-10.093	54.000	AVERAGE
6		7706.250	1.331	43.186	44.518	-9.482	54.000	AVERAGE
7		7750.000	1.404	43.072	44.476	-9.524	54.000	AVERAGE

Note:

1. All readings above 1GHz are performed with peak and/or average measurements as necessary.
2. Peak measurements: RBW = 1MHz, VBW = 1MHz, Sweep: Auto.
3. Average measurements: RBW = 1MHz, VBW = 10 Hz, Sweep: Auto.
4. “ * ”, means this data is the worst emission level.
5. Measurement Level = Reading Level + Correct Factor.
6. The average measurement was not performed when the peak measured data under the limit of average detection.

Site : CB1	**Time : 2015/07/18 - 10:29**
Limit : FCC_SPARTE_15.407_H_BAND3_03M_PK	**Margin : 6**
Probe : CB1_FCC_EFS_1-18G_H2 - HORIZONTAL	**Power : AC 120V/60Hz**
EUT : Full HD Ultra-Wide View Wi-Fi Camera	**Note : 802.11n40_5670MHz**

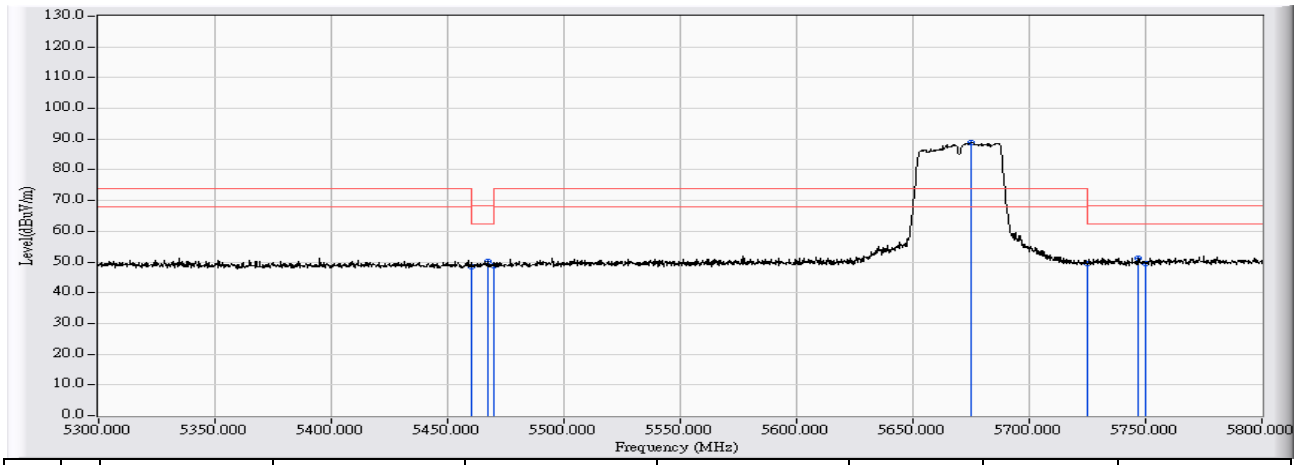

		Frequency (MHz)	Correct Factor (dB)	Reading Level (dBuV)	Measure Level (dBuV/m)	Margin (dB)	Limit (dBuV/m)	Detector Type
1		5460.000	-6.457	54.880	48.423	-19.877	68.300	PEAK
2		5467.250	-6.442	56.689	50.246	-18.054	68.300	PEAK
3		5470.000	-6.438	55.105	48.667	-19.633	68.300	PEAK
4	*	5675.250	-5.822	94.787	88.965	14.965	74.000	PEAK
5		5725.000	-5.667	55.088	49.421	-18.879	68.300	PEAK
6		5746.500	-5.601	56.781	51.179	-17.121	68.300	PEAK
7		5750.000	-5.591	55.077	49.486	-18.814	68.300	PEAK

Note:

1. All readings above 1GHz are performed with peak and/or average measurements as necessary.
2. Peak measurements: RBW = 1MHz, VBW = 1MHz, Sweep: Auto.
3. Average measurements: RBW = 1MHz, VBW = 10 Hz, Sweep: Auto.
4. " * ", means this data is the worst emission level.
5. Measurement Level = Reading Level + Correct Factor.
6. The average measurement was not performed when the peak measured data under the limit of average detection.

Site : CB1	**Time : 2015/07/18 - 10:30**
Limit : FCC_SpartC_15.209_03M_PK	**Margin : 6**
Probe : CB1_FCC_EFS_1-18G_H2 - HORIZONTAL	**Power : AC 120V/60Hz**
EUT : Full HD Ultra-Wide View Wi-Fi Camera	**Note : 802.11n40_5670MHz**

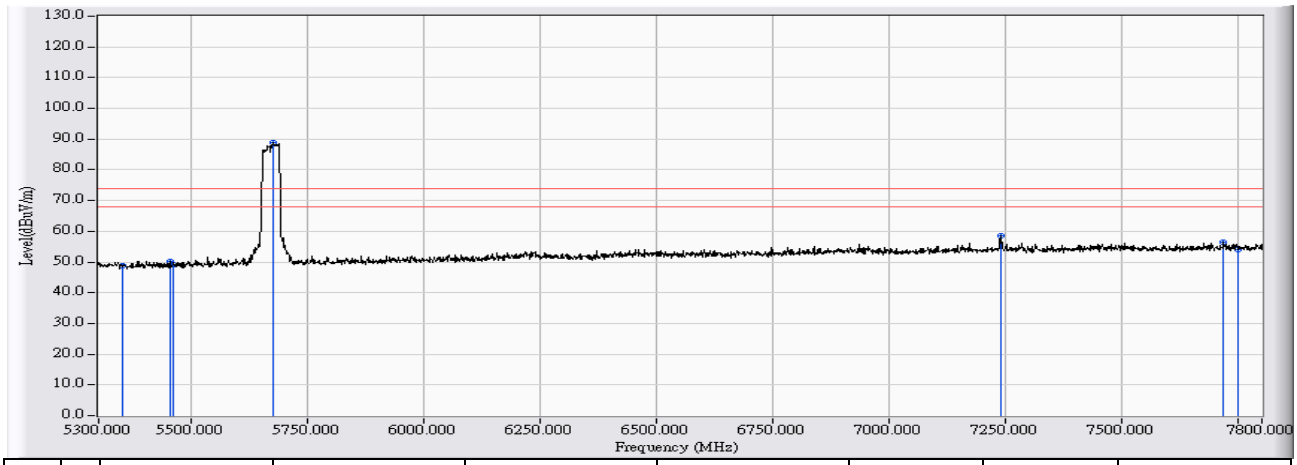

		Frequency (MHz)	Correct Factor (dB)	Reading Level (dBuV)	Measure Level (dBuV/m)	Margin (dB)	Limit (dBuV/m)	Detector Type
1		5350.000	-6.666	55.622	48.956	-25.044	74.000	PEAK
2		5452.500	-6.472	56.781	50.309	-23.691	74.000	PEAK
3		5460.000	-6.457	55.695	49.238	-24.762	74.000	PEAK
4	*	5675.000	-5.823	94.659	88.836	14.836	74.000	PEAK
5		7237.500	-0.770	59.360	58.590	-15.410	74.000	PEAK
6		7717.500	0.122	56.189	56.311	-17.689	74.000	PEAK
7		7750.000	0.153	53.993	54.146	-19.854	74.000	PEAK

Note:

1. All readings above 1GHz are performed with peak and/or average measurements as necessary.
2. Peak measurements: RBW = 1MHz, VBW = 1MHz, Sweep: Auto.
3. Average measurements: RBW = 1MHz, VBW = 10 Hz, Sweep: Auto.
4. “ * ”, means this data is the worst emission level.
5. Measurement Level = Reading Level + Correct Factor.
6. The average measurement was not performed when the peak measured data under the limit of average detection.

Site : CB1	**Time : 2015/07/18 - 10:33**
Limit : FCC_SpartC_15.209_03M_AV	**Margin : 6**
Probe : CB1_FCC_EFS_1-18G_H2 - HORIZONTAL	**Power : AC 120V/60Hz**
EUT : Full HD Ultra-Wide View Wi-Fi Camera	**Note : 802.11n40_5670MHz**

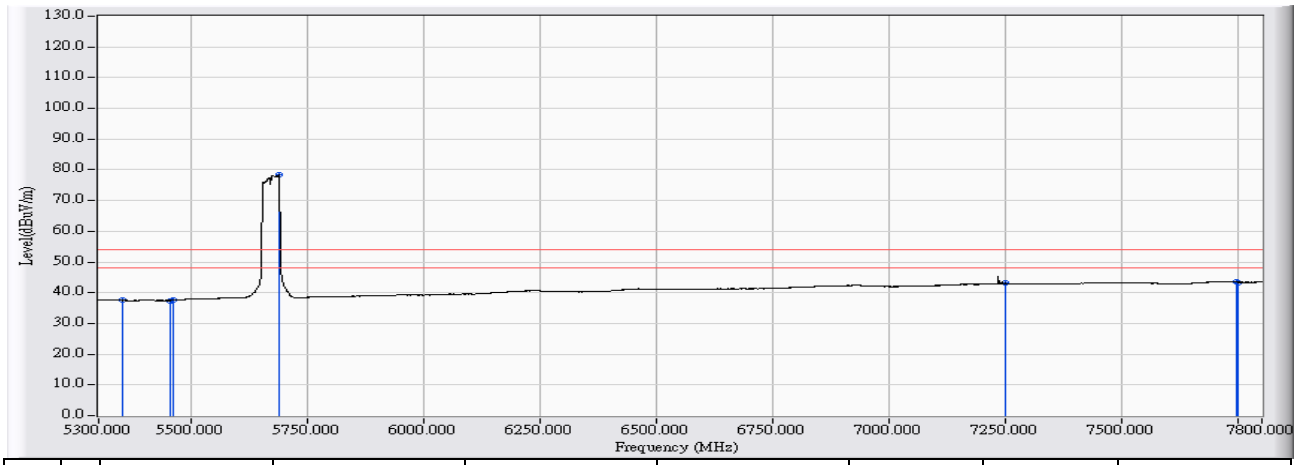

		Frequency (MHz)	Correct Factor (dB)	Reading Level (dBuV)	Measure Level (dBuV/m)	Margin (dB)	Limit (dBuV/m)	Detector Type
1		5350.000	-6.666	44.182	37.516	-16.484	54.000	AVERAGE
2		5452.500	-6.472	43.922	37.450	-16.550	54.000	AVERAGE
3		5460.000	-6.457	43.998	37.541	-16.459	54.000	AVERAGE
4	*	5686.250	-5.786	84.057	78.270	24.270	54.000	AVERAGE
5		7250.000	-0.741	43.797	43.055	-10.945	54.000	AVERAGE
6		7745.000	0.148	43.335	43.483	-10.517	54.000	AVERAGE
7		7750.000	0.153	43.217	43.370	-10.630	54.000	AVERAGE

Note:

1. All readings above 1GHz are performed with peak and/or average measurements as necessary.
2. Peak measurements: RBW = 1MHz, VBW = 1MHz, Sweep: Auto.
3. Average measurements: RBW = 1MHz, VBW = 10 Hz, Sweep: Auto.
4. “ * ”, means this data is the worst emission level.
5. Measurement Level = Reading Level + Correct Factor.
6. The average measurement was not performed when the peak measured data under the limit of average detection.

Site : CB1	**Time : 2015/07/18 - 10:35**
Limit : FCC_SPARTE_15.407_H_BAND3_03M_PK	**Margin : 6**
Probe : CB1_FCC_EFS_1-18G_H2 - VERTICAL	**Power : AC 120V/60Hz**
EUT : Full HD Ultra-Wide View Wi-Fi Camera	**Note : 802.11n40_5670MHz**

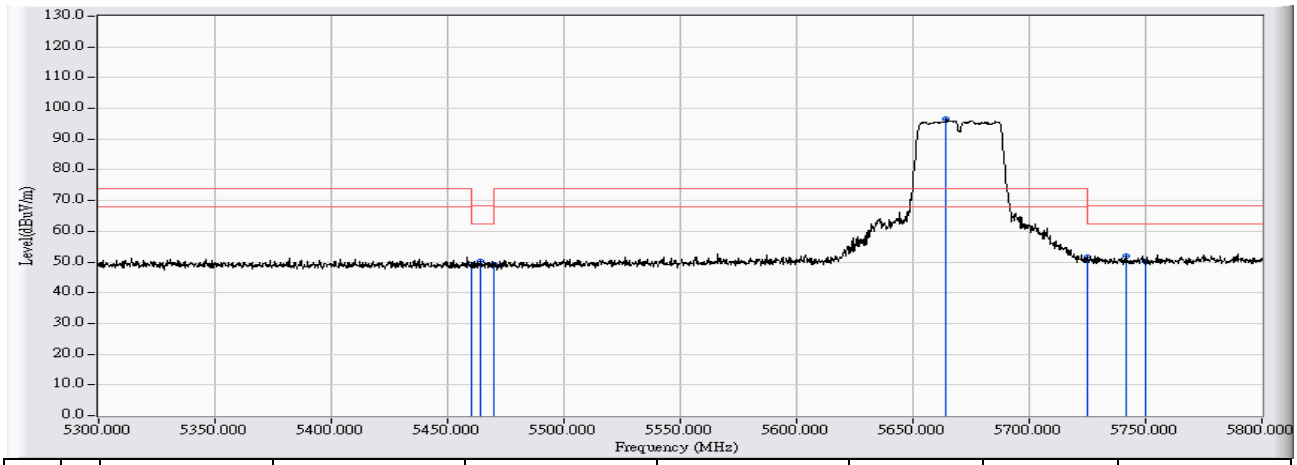

		Frequency (MHz)	Correct Factor (dB)	Reading Level (dBuV)	Measure Level (dBuV/m)	Margin (dB)	Limit (dBuV/m)	Detector Type
1		5460.000	-6.784	56.088	49.304	-18.996	68.300	PEAK
2		5464.000	-6.772	57.037	50.265	-18.035	68.300	PEAK
3		5470.000	-6.753	55.721	48.968	-19.332	68.300	PEAK
4	*	5664.250	-5.957	102.395	96.437	22.437	74.000	PEAK
5		5725.000	-5.699	57.253	51.554	-16.746	68.300	PEAK
6		5741.500	-5.631	57.525	51.894	-16.406	68.300	PEAK
7		5750.000	-5.596	55.723	50.127	-18.173	68.300	PEAK

Note:

1. All readings above 1GHz are performed with peak and/or average measurements as necessary.
2. Peak measurements: RBW = 1MHz, VBW = 1MHz, Sweep: Auto.
3. Average measurements: RBW = 1MHz, VBW = 10 Hz, Sweep: Auto.
4. “ * ”, means this data is the worst emission level.
5. Measurement Level = Reading Level + Correct Factor.
6. The average measurement was not performed when the peak measured data under the limit of average detection.

Site : CB1	**Time : 2015/07/18 - 10:36**
Limit : FCC_SpartC_15.209_03M_PK	**Margin : 6**
Probe : CB1_FCC_EFS_1-18G_H2 - VERTICAL	**Power : AC 120V/60Hz**
EUT : Full HD Ultra-Wide View Wi-Fi Camera	**Note : 802.11n40_5670MHz**

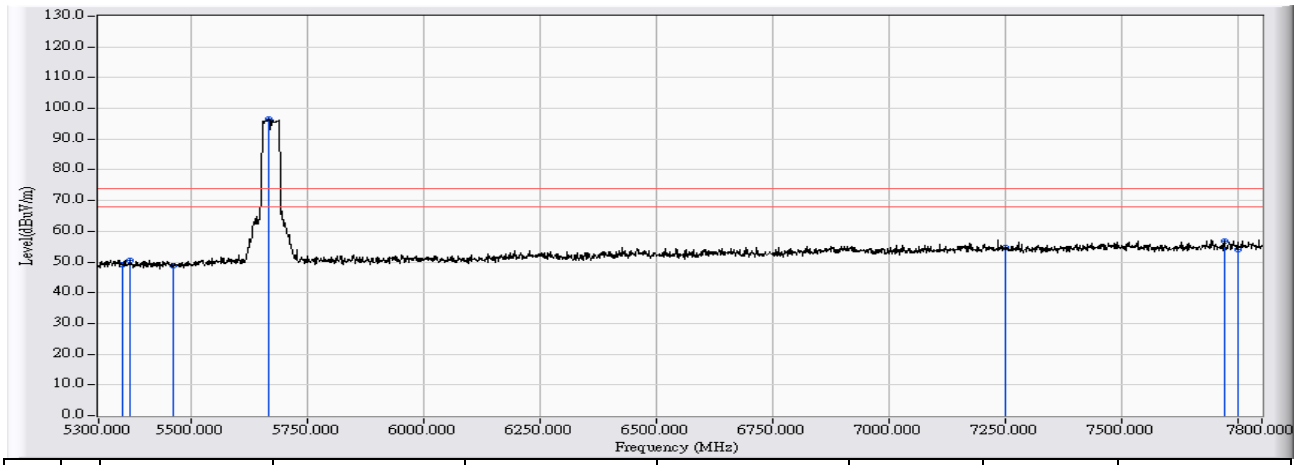

		Frequency (MHz)	Correct Factor (dB)	Reading Level (dBuV)	Measure Level (dBuV/m)	Margin (dB)	Limit (dBuV/m)	Detector Type
1		5350.000	-7.115	56.363	49.248	-24.752	74.000	PEAK
2		5367.500	-7.063	57.731	50.668	-23.332	74.000	PEAK
3		5460.000	-6.784	55.452	48.668	-25.332	74.000	PEAK
4	*	5665.000	-5.954	102.626	96.672	22.672	74.000	PEAK
5		7250.000	0.214	54.377	54.591	-19.409	74.000	PEAK
6		7720.000	1.354	55.532	56.887	-17.113	74.000	PEAK
7		7750.000	1.404	52.757	54.161	-19.839	74.000	PEAK

Note:

1. All readings above 1GHz are performed with peak and/or average measurements as necessary.
2. Peak measurements: RBW = 1MHz, VBW = 1MHz, Sweep: Auto.
3. Average measurements: RBW = 1MHz, VBW = 10 Hz, Sweep: Auto.
4. “ * ”, means this data is the worst emission level.
5. Measurement Level = Reading Level + Correct Factor.
6. The average measurement was not performed when the peak measured data under the limit of average detection.

Site : CB1	**Time : 2015/07/18 - 10:40**
Limit : FCC_SpartC_15.209_03M_AV	**Margin : 6**
Probe : CB1_FCC_EFS_1-18G_H2 - VERTICAL	**Power : AC 120V/60Hz**
EUT : Full HD Ultra-Wide View Wi-Fi Camera	**Note : 802.11n40_5670MHz**

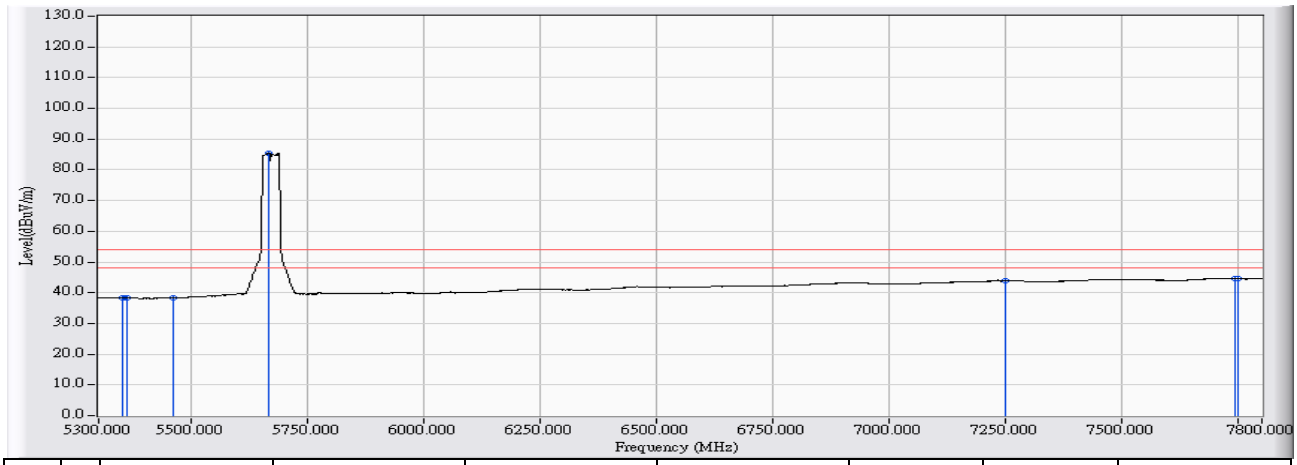

		Frequency (MHz)	Correct Factor (dB)	Reading Level (dBuV)	Measure Level (dBuV/m)	Margin (dB)	Limit (dBuV/m)	Detector Type
1		5350.000	-7.115	45.452	38.337	-15.663	54.000	AVERAGE
2		5360.000	-7.086	45.408	38.323	-15.677	54.000	AVERAGE
3		5460.000	-6.784	45.038	38.254	-15.746	54.000	AVERAGE
4	*	5665.000	-5.954	91.467	85.513	31.513	54.000	AVERAGE
5		7250.000	0.214	43.652	43.866	-10.134	54.000	AVERAGE
6		7741.250	1.390	43.094	44.484	-9.516	54.000	AVERAGE
7		7750.000	1.404	43.071	44.475	-9.525	54.000	AVERAGE

Note:

1. All readings above 1GHz are performed with peak and/or average measurements as necessary.
2. Peak measurements: RBW = 1MHz, VBW = 1MHz, Sweep: Auto.
3. Average measurements: RBW = 1MHz, VBW = 10 Hz, Sweep: Auto.
4. " * ", means this data is the worst emission level.
5. Measurement Level = Reading Level + Correct Factor.
6. The average measurement was not performed when the peak measured data under the limit of average detection.

Site : CB1	**Time : 2015/07/18 - 10:45**
Limit : FCC_SPARTE_15.407_H_BAND3_03M_PK	**Margin : 6**
Probe : CB1_FCC_EFS_1-18G_H2 - HORIZONTAL	**Power : AC 120V/60Hz**
EUT : Full HD Ultra-Wide View Wi-Fi Camera	**Note : 802.11ac80_5530MHz**

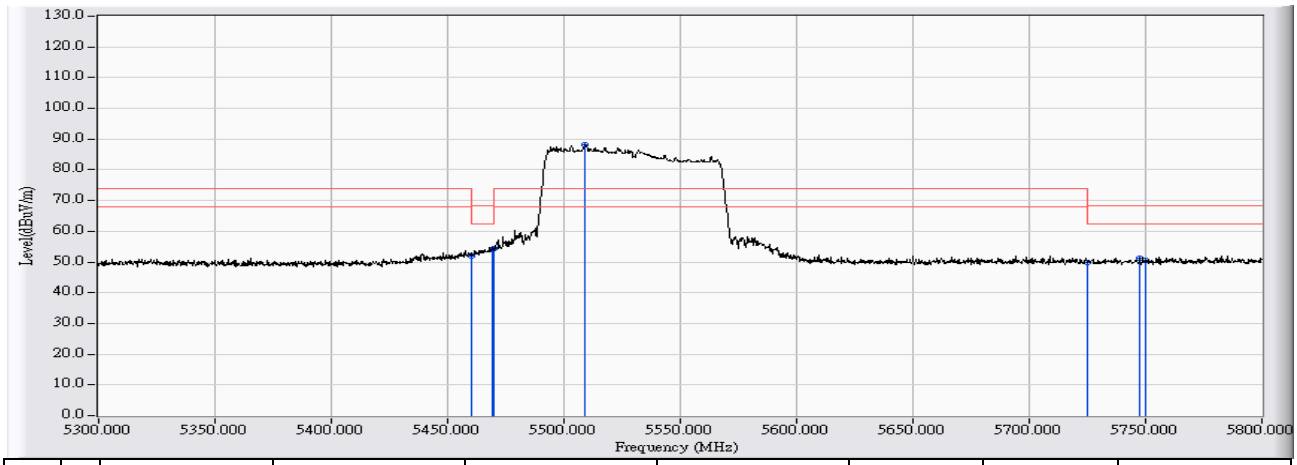

		Frequency (MHz)	Correct Factor (dB)	Reading Level (dBuV)	Measure Level (dBuV/m)	Margin (dB)	Limit (dBuV/m)	Detector Type
1		5460.000	-6.457	58.540	52.083	-16.217	68.300	PEAK
2		5469.000	-6.440	60.451	54.011	-14.289	68.300	PEAK
3		5470.000	-6.438	60.658	54.220	-14.080	68.300	PEAK
4	*	5509.000	-6.349	94.519	88.169	14.169	74.000	PEAK
5		5725.000	-5.667	55.485	49.818	-18.482	68.300	PEAK
6		5747.750	-5.598	56.959	51.361	-16.939	68.300	PEAK
7		5750.000	-5.591	55.962	50.371	-17.929	68.300	PEAK

Note:

1. All readings above 1GHz are performed with peak and/or average measurements as necessary.
2. Peak measurements: RBW = 1MHz, VBW = 1MHz, Sweep: Auto.
3. Average measurements: RBW = 1MHz, VBW = 10 Hz, Sweep: Auto.
4. " * ", means this data is the worst emission level.
5. Measurement Level = Reading Level + Correct Factor.
6. The average measurement was not performed when the peak measured data under the limit of average detection.

Site : CB1	**Time : 2015/07/18 - 10:46**
Limit : FCC_SpartC_15.209_03M_PK	**Margin : 6**
Probe : CB1_FCC_EFS_1-18G_H2 - HORIZONTAL	**Power : AC 120V/60Hz**
EUT : Full HD Ultra-Wide View Wi-Fi Camera	**Note : 802.11ac80_5530MHz**

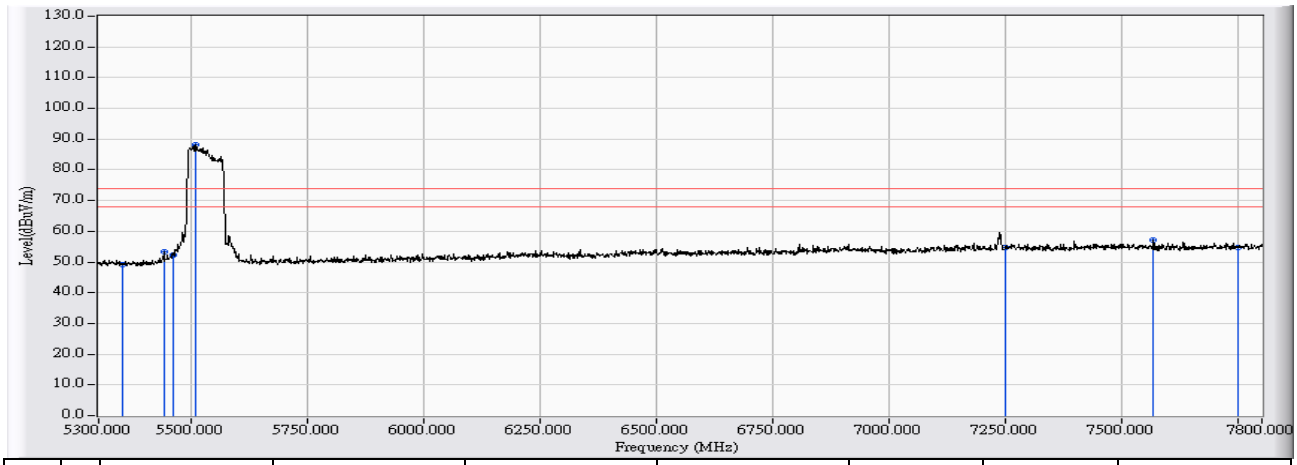

		Frequency (MHz)	Correct Factor (dB)	Reading Level (dBuV)	Measure Level (dBuV/m)	Margin (dB)	Limit (dBuV/m)	Detector Type
1		5350.000	-6.666	55.785	49.119	-24.881	74.000	PEAK
2		5441.250	-6.493	59.741	53.247	-20.753	74.000	PEAK
3		5460.000	-6.457	58.906	52.449	-21.551	74.000	PEAK
4	*	5508.750	-6.351	94.583	88.232	14.232	74.000	PEAK
5		7250.000	-0.741	55.443	54.701	-19.299	74.000	PEAK
6		7567.500	-0.054	57.213	57.159	-16.841	74.000	PEAK
7		7750.000	0.153	54.595	54.748	-19.252	74.000	PEAK

Note:

1. All readings above 1GHz are performed with peak and/or average measurements as necessary.
2. Peak measurements: RBW = 1MHz, VBW = 1MHz, Sweep: Auto.
3. Average measurements: RBW = 1MHz, VBW = 10 Hz, Sweep: Auto.
4. “ * ”, means this data is the worst emission level.
5. Measurement Level = Reading Level + Correct Factor.
6. The average measurement was not performed when the peak measured data under the limit of average detection.

Site : CB1	**Time : 2015/07/18 - 10:50**
Limit : FCC_SpartC_15.209_03M_AV	**Margin : 6**
Probe : CB1_FCC_EFS_1-18G_H2 - HORIZONTAL	**Power : AC 120V/60Hz**
EUT : Full HD Ultra-Wide View Wi-Fi Camera	**Note : 802.11ac80_5530MHz**

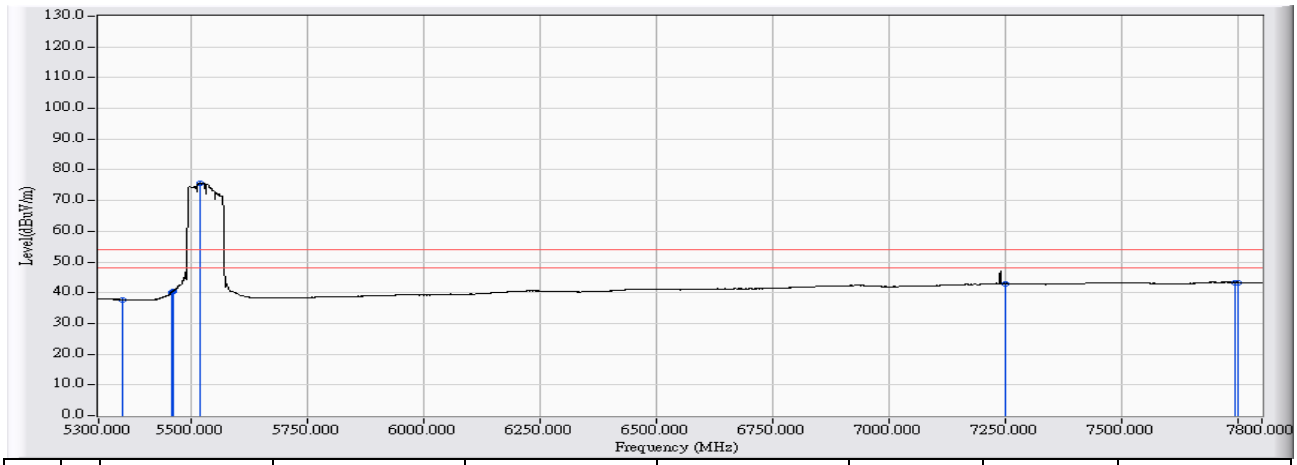

		Frequency (MHz)	Correct Factor (dB)	Reading Level (dBuV)	Measure Level (dBuV/m)	Margin (dB)	Limit (dBuV/m)	Detector Type
1		5350.000	-6.666	44.416	37.750	-16.250	54.000	AVERAGE
2		5456.250	-6.465	46.589	40.125	-13.875	54.000	AVERAGE
3		5460.000	-6.457	46.903	40.446	-13.554	54.000	AVERAGE
4	*	5518.750	-6.320	81.958	75.639	21.639	54.000	AVERAGE
5		7250.000	-0.741	43.672	42.930	-11.070	54.000	AVERAGE
6		7741.250	0.145	43.226	43.371	-10.629	54.000	AVERAGE
7		7750.000	0.153	43.173	43.326	-10.674	54.000	AVERAGE

Note:

1. All readings above 1GHz are performed with peak and/or average measurements as necessary.
2. Peak measurements: RBW = 1MHz, VBW = 1MHz, Sweep: Auto.
3. Average measurements: RBW = 1MHz, VBW = 10 Hz, Sweep: Auto.
4. " * ", means this data is the worst emission level.
5. Measurement Level = Reading Level + Correct Factor.
6. The average measurement was not performed when the peak measured data under the limit of average detection.

Site : CB1	**Time : 2015/07/18 - 10:55**
Limit : FCC_SPARTE_15.407_H_BAND3_03M_PK	**Margin : 6**
Probe : CB1_FCC_EFS_1-18G_H2 - VERTICAL	**Power : AC 120V/60Hz**
EUT : Full HD Ultra-Wide View Wi-Fi Camera	**Note : 802.11ac80_5530MHz**

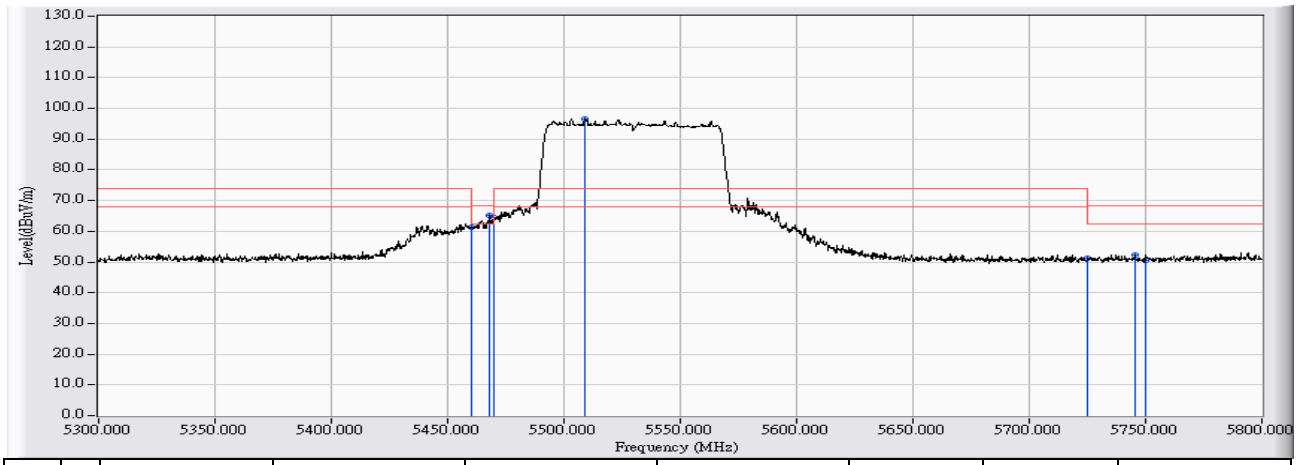

		Frequency (MHz)	Correct Factor (dB)	Reading Level (dBuV)	Measure Level (dBuV/m)	Margin (dB)	Limit (dBuV/m)	Detector Type
1		5460.000	-6.784	68.146	61.362	-6.938	68.300	PEAK
2		5468.250	-6.758	72.064	65.305	-2.995	68.300	PEAK
3		5470.000	-6.753	71.101	64.348	-3.952	68.300	PEAK
4	*	5509.000	-6.622	103.078	96.456	22.456	74.000	PEAK
5		5725.000	-5.699	56.767	51.068	-17.232	68.300	PEAK
6		5745.500	-5.615	57.888	52.274	-16.026	68.300	PEAK
7		5750.000	-5.596	55.981	50.385	-17.915	68.300	PEAK

Note:

1. All readings above 1GHz are performed with peak and/or average measurements as necessary.
2. Peak measurements: RBW = 1MHz, VBW = 1MHz, Sweep: Auto.
3. Average measurements: RBW = 1MHz, VBW = 10 Hz, Sweep: Auto.
4. " * ", means this data is the worst emission level.
5. Measurement Level = Reading Level + Correct Factor.
6. The average measurement was not performed when the peak measured data under the limit of average detection.

Site : CB1	**Time : 2015/07/18 - 10:54**
Limit : FCC_SpartC_15.209_03M_PK	**Margin : 6**
Probe : CB1_FCC_EFS_1-18G_H2 - VERTICAL	**Power : AC 120V/60Hz**
EUT : Full HD Ultra-Wide View Wi-Fi Camera	**Note : 802.11ac80_5530MHz**

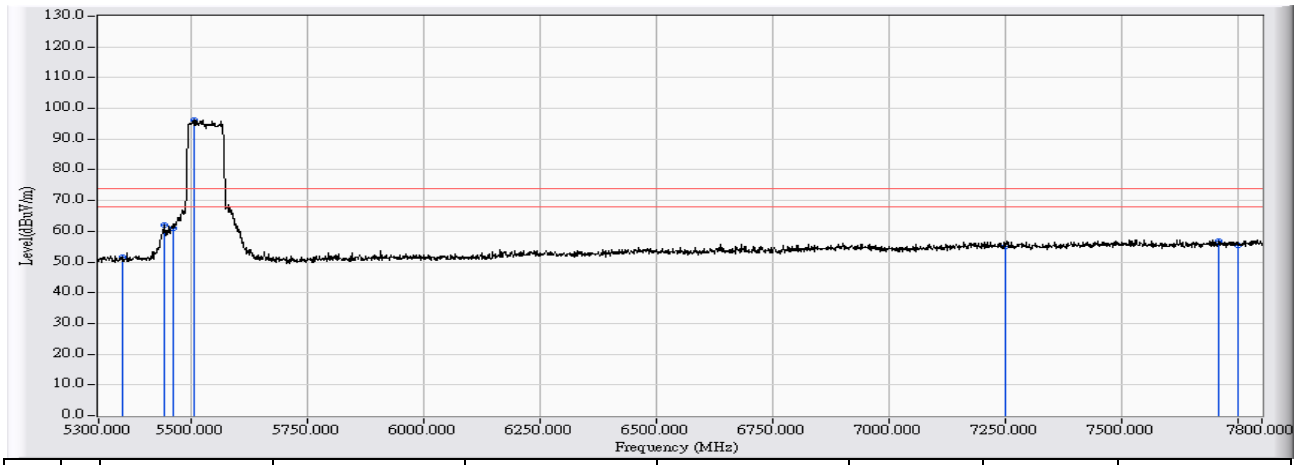

		Frequency (MHz)	Correct Factor (dB)	Reading Level (dBuV)	Measure Level (dBuV/m)	Margin (dB)	Limit (dBuV/m)	Detector Type
1		5350.000	-7.115	58.827	51.712	-22.288	74.000	PEAK
2		5441.250	-6.840	68.874	62.033	-11.967	74.000	PEAK
3		5460.000	-6.784	67.738	60.954	-13.046	74.000	PEAK
4	*	5503.750	-6.643	102.922	96.279	22.279	74.000	PEAK
5		7250.000	0.214	54.813	55.027	-18.973	74.000	PEAK
6		7707.500	1.334	55.542	56.876	-17.124	74.000	PEAK
7		7750.000	1.404	54.029	55.433	-18.567	74.000	PEAK

Note:

1. All readings above 1GHz are performed with peak and/or average measurements as necessary.
2. Peak measurements: RBW = 1MHz, VBW = 1MHz, Sweep: Auto.
3. Average measurements: RBW = 1MHz, VBW = 10 Hz, Sweep: Auto.
4. “ * ”, means this data is the worst emission level.
5. Measurement Level = Reading Level + Correct Factor.
6. The average measurement was not performed when the peak measured data under the limit of average detection.

Site : CB1	**Time : 2015/07/18 - 10:58**
Limit : FCC_SpartC_15.209_03M_AV	**Margin : 6**
Probe : CB1_FCC_EFS_1-18G_H2 - VERTICAL	**Power : AC 120V/60Hz**
EUT : Full HD Ultra-Wide View Wi-Fi Camera	**Note : 802.11ac80_5530MHz**

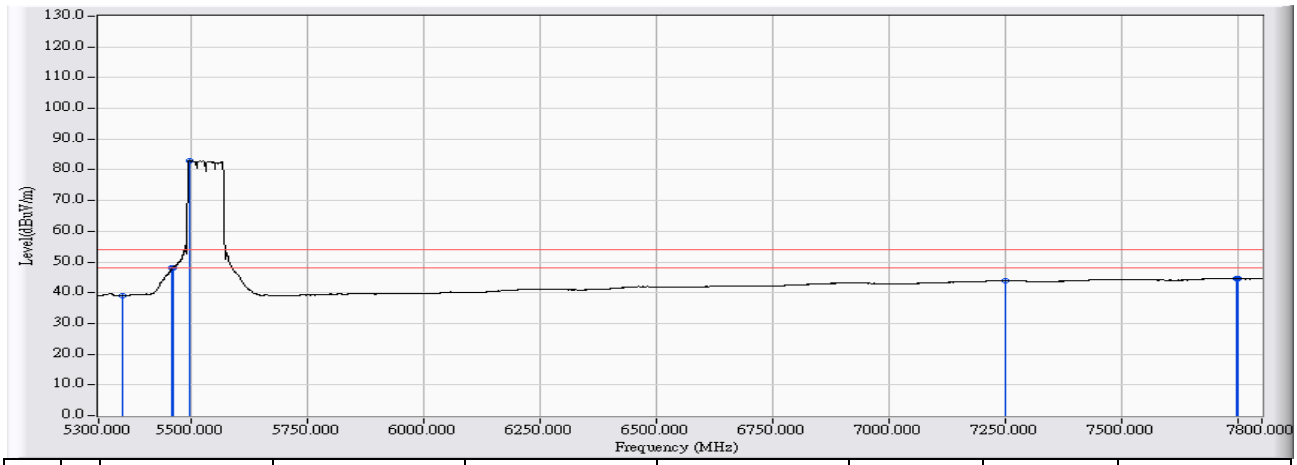

		Frequency (MHz)	Correct Factor (dB)	Reading Level (dBuV)	Measure Level (dBuV/m)	Margin (dB)	Limit (dBuV/m)	Detector Type
1		5350.000	-7.115	46.287	39.172	-14.828	54.000	AVERAGE
2		5457.500	-6.792	54.838	48.047	-5.953	54.000	AVERAGE
3		5460.000	-6.784	54.845	48.061	-5.939	54.000	AVERAGE
4	*	5495.000	-6.674	89.750	83.076	29.076	54.000	AVERAGE
5		7250.000	0.214	43.733	43.947	-10.053	54.000	AVERAGE
6		7745.000	1.395	43.144	44.540	-9.460	54.000	AVERAGE
7		7750.000	1.404	43.095	44.499	-9.501	54.000	AVERAGE

Note:

1. All readings above 1GHz are performed with peak and/or average measurements as necessary.
2. Peak measurements: RBW = 1MHz, VBW = 1MHz, Sweep: Auto.
3. Average measurements: RBW = 1MHz, VBW = 10 Hz, Sweep: Auto.
4. " * ", means this data is the worst emission level.
5. Measurement Level = Reading Level + Correct Factor.
6. The average measurement was not performed when the peak measured data under the limit of average detection.

Site : CB1	**Time : 2015/07/23 - 20:19**
Limit : FCC_SpartC_15.209_03M_AV	**Margin : 6**
Probe : CB1_FCC_EFS_1-18G_H2 - HORIZONTAL	**Power : AC 120V/60Hz**
EUT : Full HD Ultra-Wide View Wi-Fi Camera	**Note : 802.11ac80_5610MHz**

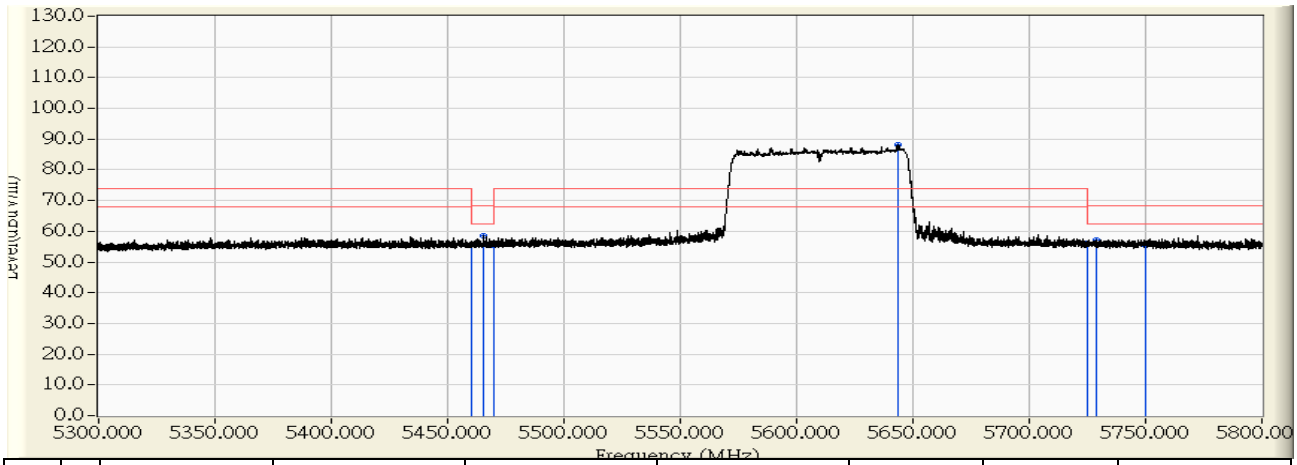

		Frequency (MHz)	Correct Factor (dB)	Reading Level (dBuV)	Measure Level (dBuV/m)	Margin (dB)	Limit (dBuV/m)	Detector Type
1		5460.000	1.853	53.819	55.672	-12.628	68.300	PEAK
2		5465.233	1.897	56.557	58.454	-9.846	68.300	PEAK
3		5470.000	1.937	53.634	55.570	-12.730	68.300	PEAK
4	*	5643.366	1.660	86.415	88.075	14.075	74.000	PEAK
5		5725.000	1.463	54.562	56.025	-12.275	68.300	PEAK
6		5729.157	1.454	55.754	57.207	-11.093	68.300	PEAK
7		5750.000	1.403	54.038	55.441	-12.859	68.300	PEAK

Note:

1. All readings above 1GHz are performed with peak and/or average measurements as necessary.
2. Peak measurements: RBW = 1MHz, VBW = 1MHz, Sweep: Auto.
3. Average measurements: RBW = 1MHz, VBW = 10 Hz, Sweep: Auto.
4. " * ", means this data is the worst emission level.
5. Measurement Level = Reading Level + Correct Factor.
6. The average measurement was not performed when the peak measured data under the limit of average detection.

Site : CB1	**Time : 2015/07/23 - 20:23**
Limit : FCC_SpartC_15.209_03M_AV	**Margin : 6**
Probe : CB1_FCC_EFS_1-18G_H2 - HORIZONTAL	**Power : AC 120V/60Hz**
EUT : Full HD Ultra-Wide View Wi-Fi Camera	**Note : 802.11ac80_5610MHz**

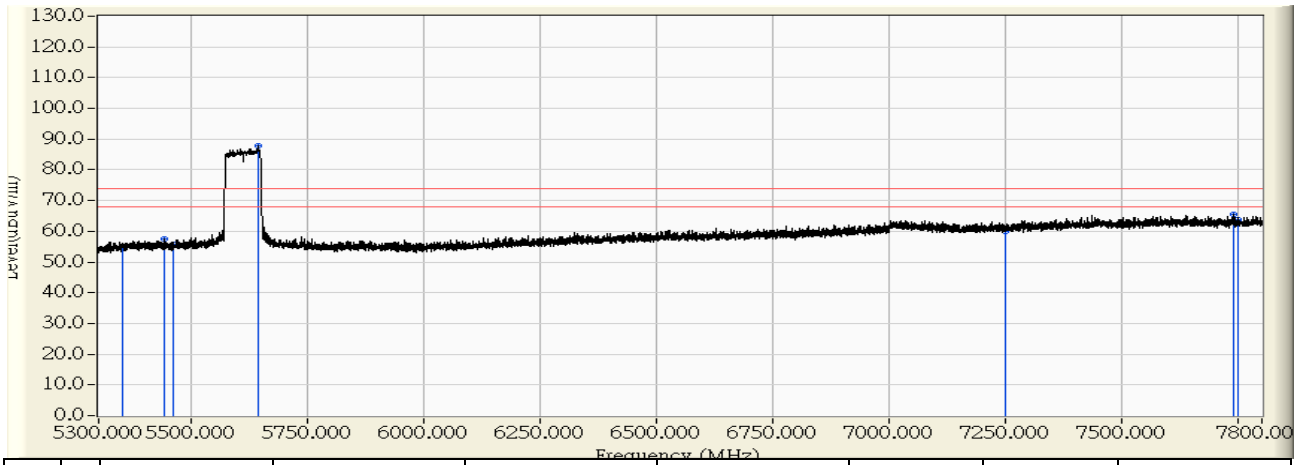

		Frequency (MHz)	Correct Factor (dB)	Reading Level (dBuV)	Measure Level (dBuV/m)	Margin (dB)	Limit (dBuV/m)	Detector Type
1		5350.000	0.934	53.986	54.920	-19.080	74.000	PEAK
2		5441.486	1.698	55.648	57.346	-16.654	74.000	PEAK
3		5460.000	1.853	54.026	55.879	-18.121	74.000	PEAK
4	*	5643.215	1.660	86.200	87.860	13.860	74.000	PEAK
5		7250.000	5.954	54.156	60.109	-13.891	74.000	PEAK
6		7738.006	6.815	58.756	65.571	-8.429	74.000	PEAK
7		7750.000	6.833	56.797	63.631	-10.369	74.000	PEAK

Note:

1. All readings above 1GHz are performed with peak and/or average measurements as necessary.
2. Peak measurements: RBW = 1MHz, VBW = 1MHz, Sweep: Auto.
3. Average measurements: RBW = 1MHz, VBW = 10 Hz, Sweep: Auto.
4. “ * ”, means this data is the worst emission level.
5. Measurement Level = Reading Level + Correct Factor.
6. The average measurement was not performed when the peak measured data under the limit of average detection.

Site : CB1	**Time : 2015/07/23 - 20:26**
Limit : FCC_SpartC_15.209_03M_AV	**Margin : 6**
Probe : CB1_FCC_EFS_1-18G_H2 - HORIZONTAL	**Power : AC 120V/60Hz**
EUT : Full HD Ultra-Wide View Wi-Fi Camera	**Note : 802.11ac80_5610MHz**

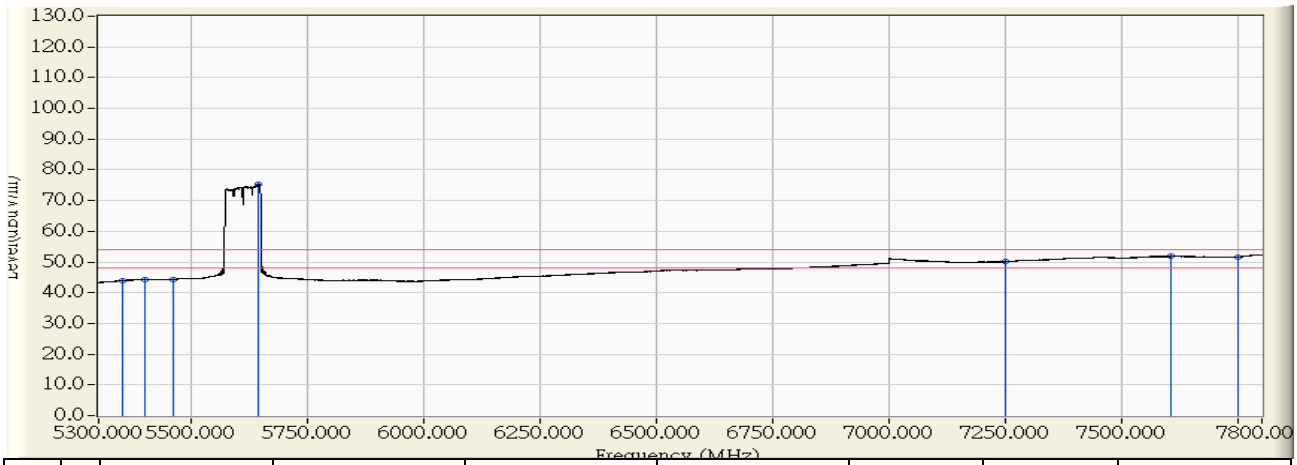

		Frequency (MHz)	Correct Factor (dB)	Reading Level (dBuV)	Measure Level (dBuV/m)	Margin (dB)	Limit (dBuV/m)	Detector Type
1		5350.000	0.934	43.010	43.944	-10.056	54.000	AVERAGE
2		5397.990	1.335	42.933	44.268	-9.732	54.000	AVERAGE
3		5460.000	1.853	42.502	44.355	-9.645	54.000	AVERAGE
4	*	5643.965	1.658	73.495	75.153	21.153	54.000	AVERAGE
5		7250.000	5.954	44.106	50.059	-3.941	54.000	AVERAGE
6		7603.020	6.602	45.183	51.785	-2.215	54.000	AVERAGE
7		7750.000	6.833	44.849	51.683	-2.317	54.000	AVERAGE

Note:

1. All readings above 1GHz are performed with peak and/or average measurements as necessary.
2. Peak measurements: RBW = 1MHz, VBW = 1MHz, Sweep: Auto.
3. Average measurements: RBW = 1MHz, VBW = 10 Hz, Sweep: Auto.
4. “ * ”, means this data is the worst emission level.
5. Measurement Level = Reading Level + Correct Factor.
6. The average measurement was not performed when the peak measured data under the limit of average detection.

Site : CB1	**Time : 2015/07/23 - 20:34**
Limit : FCC_SpartC_15.209_03M_AV	**Margin : 6**
Probe : CB1_FCC_EFS_1-18G_H2 - VERTICAL	**Power : AC 120V/60Hz**
EUT : Full HD Ultra-Wide View Wi-Fi Camera	**Note : 802.11ac80_5610MHz**

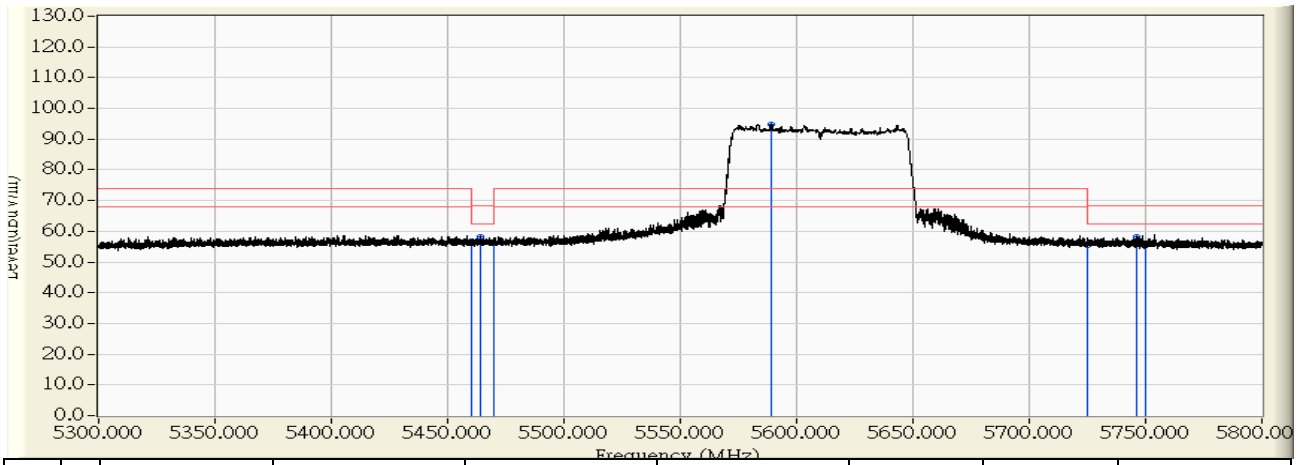

		Frequency (MHz)	Correct Factor (dB)	Reading Level (dBuV)	Measure Level (dBuV/m)	Margin (dB)	Limit (dBuV/m)	Detector Type
1		5460.000	2.114	54.679	56.793	-11.507	68.300	PEAK
2		5463.784	2.144	56.164	58.308	-9.992	68.300	PEAK
3		5470.000	2.193	54.255	56.448	-11.852	68.300	PEAK
4	*	5589.021	1.987	92.955	94.942	20.942	74.000	PEAK
5		5725.000	1.592	53.689	55.281	-13.019	68.300	PEAK
6		5745.956	1.532	56.755	58.286	-10.014	68.300	PEAK
7		5750.000	1.520	54.694	56.214	-12.086	68.300	PEAK

Note:

1. All readings above 1GHz are performed with peak and/or average measurements as necessary.
2. Peak measurements: RBW = 1MHz, VBW = 1MHz, Sweep: Auto.
3. Average measurements: RBW = 1MHz, VBW = 10 Hz, Sweep: Auto.
4. “ * ”, means this data is the worst emission level.
5. Measurement Level = Reading Level + Correct Factor.
6. The average measurement was not performed when the peak measured data under the limit of average detection.

Site : CB1	**Time : 2015/07/23 - 20:36**
Limit : FCC_SpartC_15.209_03M_AV	**Margin : 6**
Probe : CB1_FCC_EFS_1-18G_H2 - VERTICAL	**Power : AC 120V/60Hz**
EUT : Full HD Ultra-Wide View Wi-Fi Camera	**Note : 802.11ac80_5610MHz**

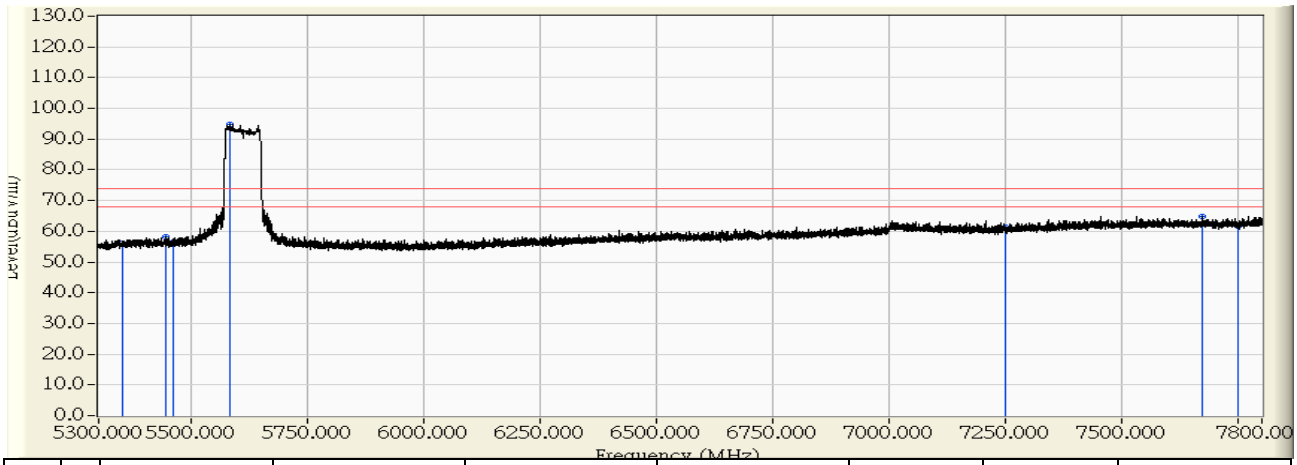

		Frequency (MHz)	Correct Factor (dB)	Reading Level (dBuV)	Measure Level (dBuV/m)	Margin (dB)	Limit (dBuV/m)	Detector Type
1		5350.000	1.250	54.747	55.997	-18.003	74.000	PEAK
2		5442.985	1.981	56.395	58.376	-15.624	74.000	PEAK
3		5460.000	2.114	54.412	56.526	-17.474	74.000	PEAK
4	*	5583.222	2.004	92.897	94.901	20.901	74.000	PEAK
5		7250.000	5.454	55.774	61.227	-12.773	74.000	PEAK
6		7671.263	6.210	58.576	64.785	-9.215	74.000	PEAK
7		7750.000	6.333	55.229	61.563	-12.437	74.000	PEAK

Note:

1. All readings above 1GHz are performed with peak and/or average measurements as necessary.
2. Peak measurements: RBW = 1MHz, VBW = 1MHz, Sweep: Auto.
3. Average measurements: RBW = 1MHz, VBW = 10 Hz, Sweep: Auto.
4. “ * ”, means this data is the worst emission level.
5. Measurement Level = Reading Level + Correct Factor.
6. The average measurement was not performed when the peak measured data under the limit of average detection.

Site : CB1	**Time : 2015/07/23 - 20:39**
Limit : FCC_SpartC_15.209_03M_AV	**Margin : 6**
Probe : CB1_FCC_EFS_1-18G_H2 - VERTICAL	**Power : AC 120V/60Hz**
EUT : Full HD Ultra-Wide View Wi-Fi Camera	**Note : 802.11ac80_5610MHz**

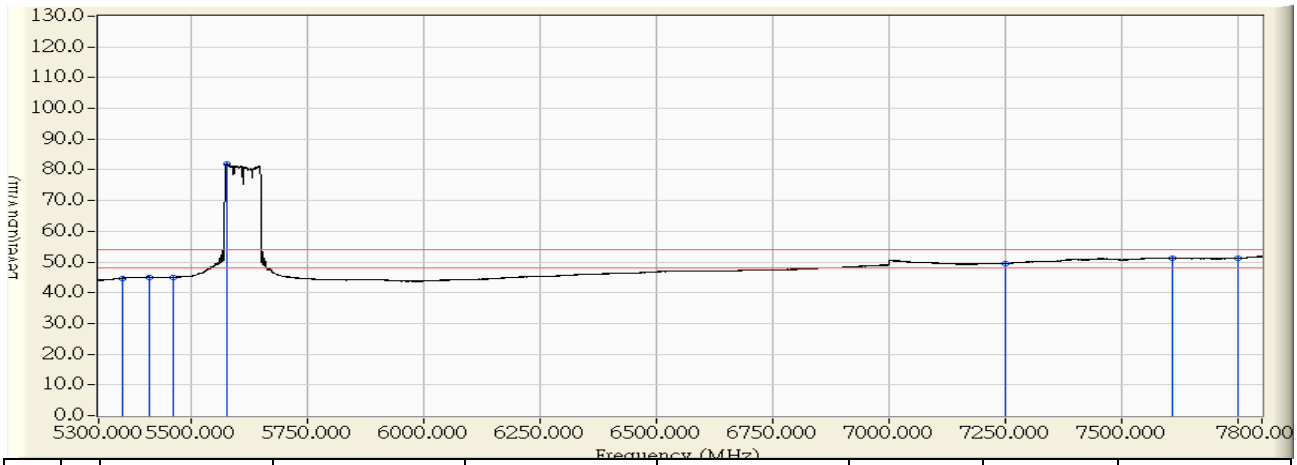

		Frequency (MHz)	Correct Factor (dB)	Reading Level (dBuV)	Measure Level (dBuV/m)	Margin (dB)	Limit (dBuV/m)	Detector Type
1		5350.000	1.250	43.502	44.752	-9.248	54.000	AVERAGE
2		5407.489	1.701	43.406	45.108	-8.892	54.000	AVERAGE
3		5460.000	2.114	42.905	45.019	-8.981	54.000	AVERAGE
4	*	5574.722	2.029	79.859	81.888	27.888	54.000	AVERAGE
5		7250.000	5.454	43.989	49.442	-4.558	54.000	AVERAGE
6		7606.270	6.107	45.087	51.194	-2.806	54.000	AVERAGE
7		7750.000	6.333	44.842	51.176	-2.824	54.000	AVERAGE

Note:

1. All readings above 1GHz are performed with peak and/or average measurements as necessary.
2. Peak measurements: RBW = 1MHz, VBW = 1MHz, Sweep: Auto.
3. Average measurements: RBW = 1MHz, VBW = 10 Hz, Sweep: Auto.
4. " * ", means this data is the worst emission level.
5. Measurement Level = Reading Level + Correct Factor.
6. The average measurement was not performed when the peak measured data under the limit of average detection.

Site : CB1	**Time : 2015/07/18 - 15:17**
Limit : FCC_SPARTE_15.407_H_Band4_03M_PK	**Margin : 6**
Probe : CB1_FCC_EFS_1-18G_H2 - HORIZONTAL	**Power : AC 120V/60Hz**
EUT : Full HD Ultra-Wide View Wi-Fi Camera	**Note : 802.11a_5745MHz**

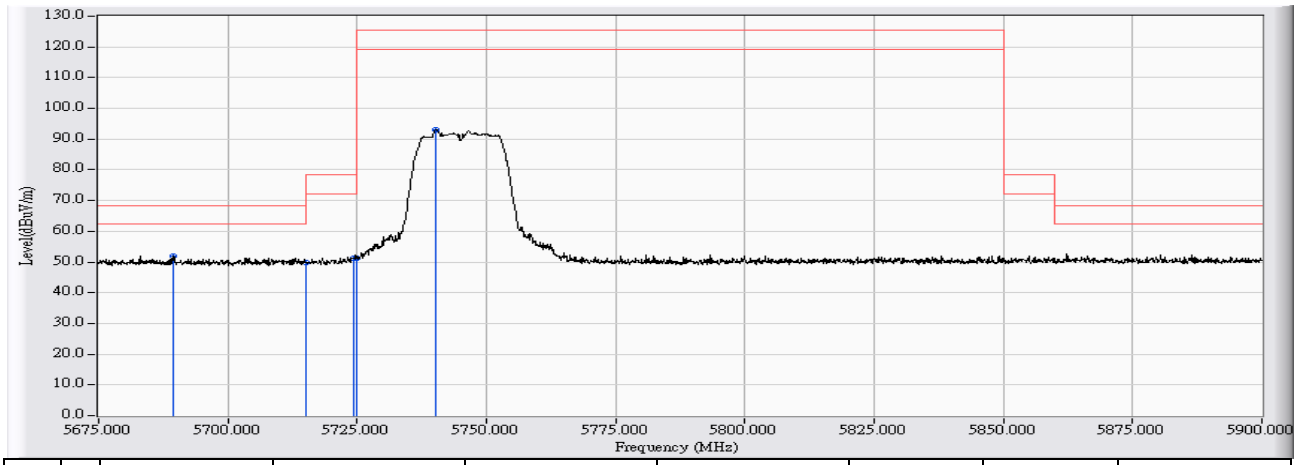

		Frequency (MHz)	Correct Factor (dB)	Reading Level (dBuV)	Measure Level (dBuV/m)	Margin (dB)	Limit (dBuV/m)	Detector Type
1	*	5689.288	-5.777	57.594	51.817	-16.483	68.300	PEAK
2		5715.000	-5.697	55.542	49.845	-18.455	68.300	PEAK
3		5724.275	-5.668	56.906	51.237	-27.063	78.300	PEAK
4		5725.000	-5.667	56.884	51.217	-27.083	78.300	PEAK
5		5740.250	-5.621	98.620	92.999	-32.301	125.300	PEAK

Note:

1. All readings above 1GHz are performed with peak and/or average measurements as necessary.
2. Peak measurements: RBW = 1MHz, VBW = 1MHz, Sweep: Auto.
3. Average measurements: RBW = 1MHz, VBW = 10 Hz, Sweep: Auto.
4. “ * ”, means this data is the worst emission level.
5. Measurement Level = Reading Level + Correct Factor.
6. The average measurement was not performed when the peak measured data under the limit of average detection.

Site : CB1	**Time : 2015/07/18 - 15:19**
Limit : FCC_SpartC_15.247_H_03M_PK	**Margin : 6**
Probe : CB1_FCC_EFS_1-18G_H2 - HORIZONTAL	**Power : AC 120V/60Hz**
EUT : Full HD Ultra-Wide View Wi-Fi Camera	**Note : 802.11a_5745MHz**

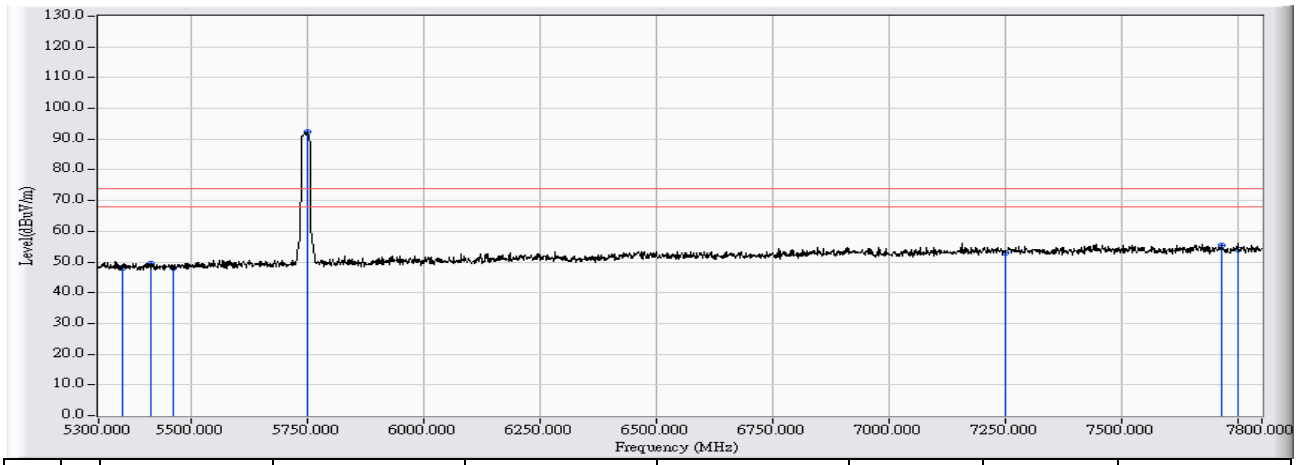

		Frequency (MHz)	Correct Factor (dB)	Reading Level (dBuV)	Measure Level (dBuV/m)	Margin (dB)	Limit (dBuV/m)	Detector Type
1		5350.000	-6.666	54.619	47.953	-26.047	74.000	PEAK
2		5411.250	-6.552	56.202	49.650	-24.350	74.000	PEAK
3		5460.000	-6.457	54.683	48.226	-25.774	74.000	PEAK
4	*	5748.750	-5.595	97.832	92.237	18.237	74.000	PEAK
5		7250.000	-0.741	53.583	52.841	-21.159	74.000	PEAK
6		7715.000	0.119	55.458	55.577	-18.423	74.000	PEAK
7		7750.000	0.153	53.708	53.861	-20.139	74.000	PEAK

Note:

1. All readings above 1GHz are performed with peak and/or average measurements as necessary.
2. Peak measurements: RBW = 1MHz, VBW = 1MHz, Sweep: Auto.
3. Average measurements: RBW = 1MHz, VBW = 10 Hz, Sweep: Auto.
4. “ * ”, means this data is the worst emission level.
5. Measurement Level = Reading Level + Correct Factor.
6. The average measurement was not performed when the peak measured data under the limit of average detection.

Site : CB1	**Time : 2015/07/18 - 15:23**
Limit : FCC_SpartC_15.247_H_03M_AV	**Margin : 6**
Probe : CB1_FCC_EFS_1-18G_H2 - HORIZONTAL	**Power : AC 120V/60Hz**
EUT : Full HD Ultra-Wide View Wi-Fi Camera	**Note : 802.11a_5745MHz**

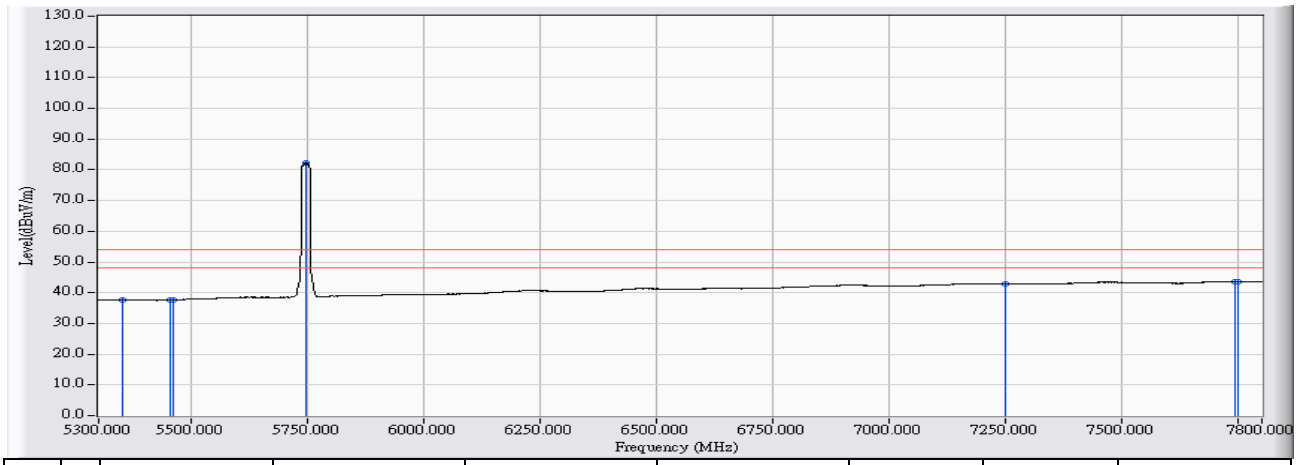

		Frequency (MHz)	Correct Factor (dB)	Reading Level (dBuV)	Measure Level (dBuV/m)	Margin (dB)	Limit (dBuV/m)	Detector Type
1		5350.000	-6.666	44.298	37.632	-16.368	54.000	AVERAGE
2		5452.500	-6.472	44.046	37.574	-16.426	54.000	AVERAGE
3		5460.000	-6.457	44.066	37.609	-16.391	54.000	AVERAGE
4	*	5746.250	-5.603	87.865	82.263	28.263	54.000	AVERAGE
5		7250.000	-0.741	43.749	43.007	-10.993	54.000	AVERAGE
6		7741.250	0.145	43.508	43.653	-10.347	54.000	AVERAGE
7		7750.000	0.153	43.469	43.622	-10.378	54.000	AVERAGE

Note:

1. All readings above 1GHz are performed with peak and/or average measurements as necessary.
2. Peak measurements: RBW = 1MHz, VBW = 1MHz, Sweep: Auto.
3. Average measurements: RBW = 1MHz, VBW = 10 Hz, Sweep: Auto.
4. “ * ”, means this data is the worst emission level.
5. Measurement Level = Reading Level + Correct Factor.
6. The average measurement was not performed when the peak measured data under the limit of average detection.

Site : CB1	**Time : 2015/07/18 - 15:28**
Limit : FCC_SPARTE_15.407_H_Band4_03M_PK	**Margin : 6**
Probe : CB1_FCC_EFS_1-18G_H2 - VERTICAL	**Power : AC 120V/60Hz**
EUT : Full HD Ultra-Wide View Wi-Fi Camera	**Note : 802.11a_5745MHz**

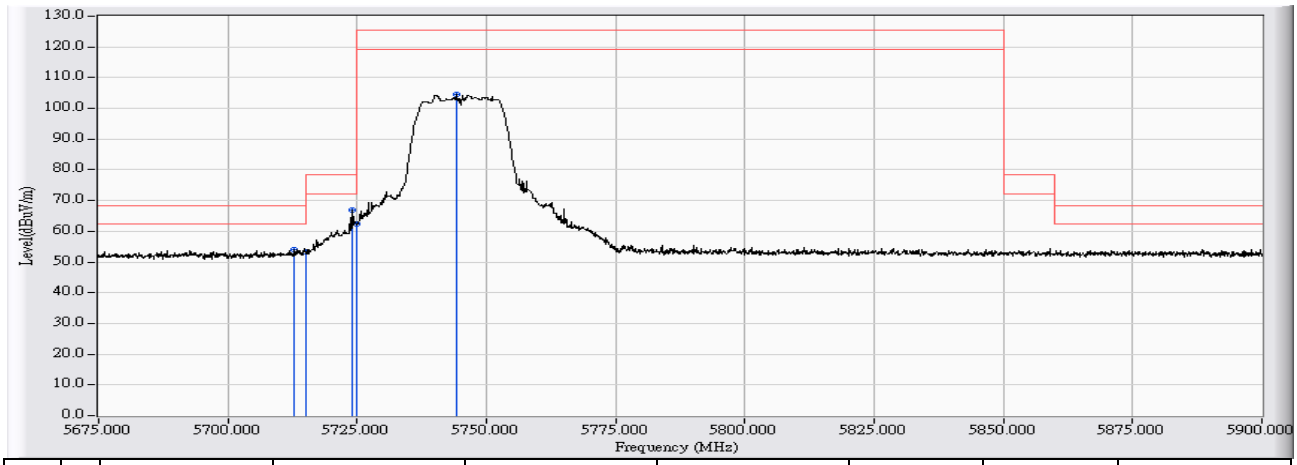

		Frequency (MHz)	Correct Factor (dB)	Reading Level (dBuV)	Measure Level (dBuV/m)	Margin (dB)	Limit (dBuV/m)	Detector Type
1		5712.913	-5.749	59.709	53.960	-14.340	68.300	PEAK
2		5715.000	-5.740	59.103	53.363	-14.937	68.300	PEAK
3	*	5724.163	-5.703	72.642	66.939	-11.361	78.300	PEAK
4		5725.000	-5.699	67.930	62.231	-16.069	78.300	PEAK
5		5744.300	-5.619	110.244	104.625	-20.675	125.300	PEAK

Note:

1. All readings above 1GHz are performed with peak and/or average measurements as necessary.
2. Peak measurements: RBW = 1MHz, VBW = 1MHz, Sweep: Auto.
3. Average measurements: RBW = 1MHz, VBW = 10 Hz, Sweep: Auto.
4. " * ", means this data is the worst emission level.
5. Measurement Level = Reading Level + Correct Factor.
6. The average measurement was not performed when the peak measured data under the limit of average detection.

Site : CB1	**Time : 2015/07/18 - 15:30**
Limit : FCC_SpartC_15.209_03M_PK	**Margin : 6**
Probe : CB1_FCC_EFS_1-18G_H2 - VERTICAL	**Power : AC 120V/60Hz**
EUT : Full HD Ultra-Wide View Wi-Fi Camera	**Note : 802.11a_5745MHz**

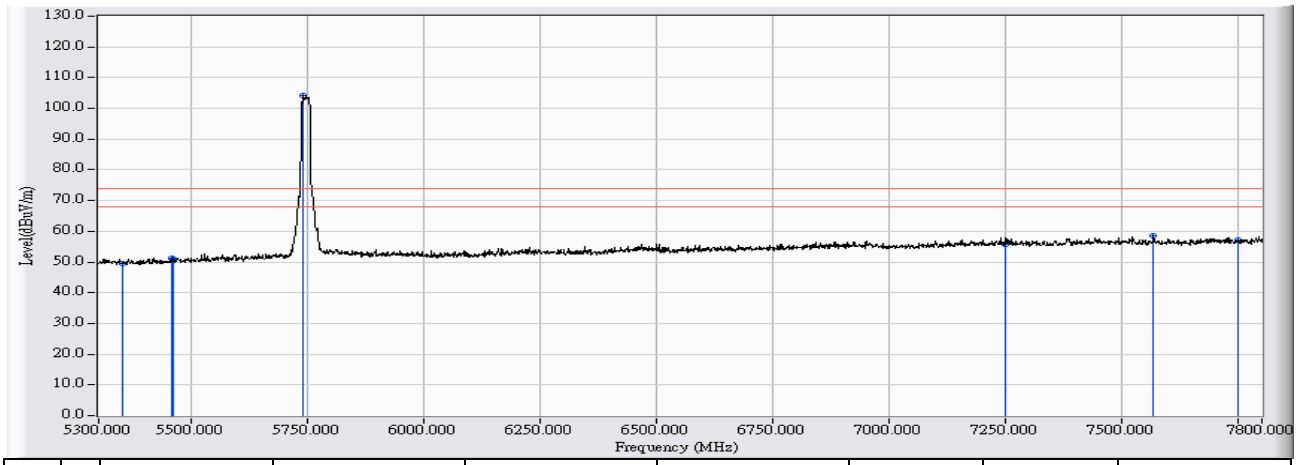

		Frequency (MHz)	Correct Factor (dB)	Reading Level (dBuV)	Measure Level (dBuV/m)	Margin (dB)	Limit (dBuV/m)	Detector Type
1		5350.000	-7.115	56.537	49.422	-24.578	74.000	PEAK
2		5456.250	-6.796	58.071	51.276	-22.724	74.000	PEAK
3		5460.000	-6.784	57.542	50.758	-23.242	74.000	PEAK
4	*	5740.000	-5.637	109.839	104.202	30.202	74.000	PEAK
5		7250.000	0.214	55.595	55.809	-18.191	74.000	PEAK
6		7567.500	1.074	57.470	58.544	-15.456	74.000	PEAK
7		7750.000	1.404	55.600	57.004	-16.996	74.000	PEAK

Note:

1. All readings above 1GHz are performed with peak and/or average measurements as necessary.
2. Peak measurements: RBW = 1MHz, VBW = 1MHz, Sweep: Auto.
3. Average measurements: RBW = 1MHz, VBW = 10 Hz, Sweep: Auto.
4. “ * ”, means this data is the worst emission level.
5. Measurement Level = Reading Level + Correct Factor.
6. The average measurement was not performed when the peak measured data under the limit of average detection.

Site : CB1	**Time : 2015/07/18 - 15:34**
Limit : FCC_SpartC_15.209_03M_AV	**Margin : 6**
Probe : CB1_FCC_EFS_1-18G_H2 - VERTICAL	**Power : AC 120V/60Hz**
EUT : Full HD Ultra-Wide View Wi-Fi Camera	**Note : 802.11a_5745MHz**

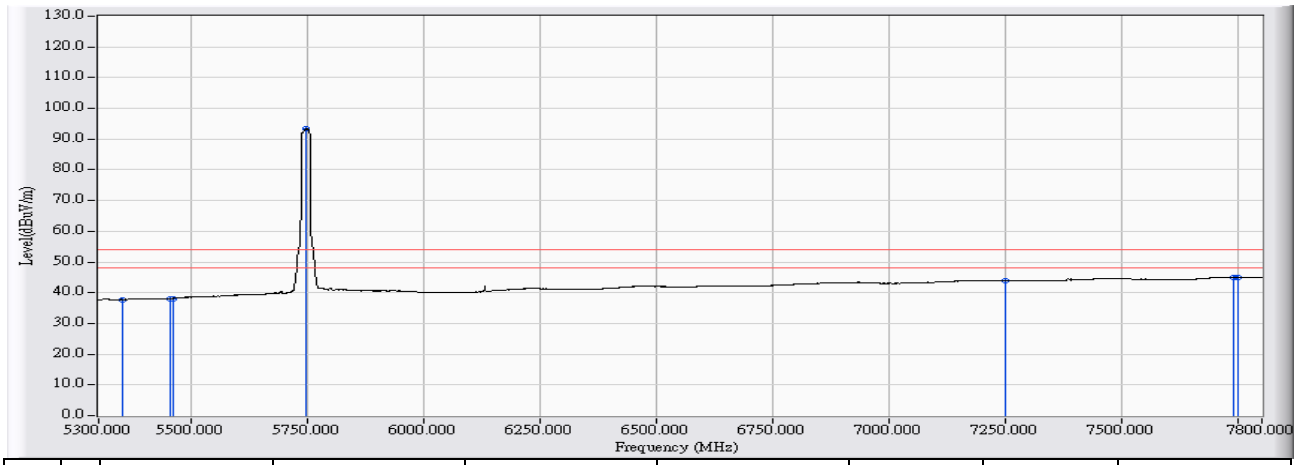

		Frequency (MHz)	Correct Factor (dB)	Reading Level (dBuV)	Measure Level (dBuV/m)	Margin (dB)	Limit (dBuV/m)	Detector Type
1		5350.000	-7.115	44.878	37.763	-16.237	54.000	AVERAGE
2		5452.500	-6.807	44.804	37.997	-16.003	54.000	AVERAGE
3		5460.000	-6.784	44.942	38.158	-15.842	54.000	AVERAGE
4	*	5746.250	-5.612	98.987	93.376	39.376	54.000	AVERAGE
5		7250.000	0.214	43.805	44.019	-9.981	54.000	AVERAGE
6		7737.500	1.383	43.522	44.905	-9.095	54.000	AVERAGE
7		7750.000	1.404	43.540	44.944	-9.056	54.000	AVERAGE

Note:

1. All readings above 1GHz are performed with peak and/or average measurements as necessary.
2. Peak measurements: RBW = 1MHz, VBW = 1MHz, Sweep: Auto.
3. Average measurements: RBW = 1MHz, VBW = 10 Hz, Sweep: Auto.
4. “ * ”, means this data is the worst emission level.
5. Measurement Level = Reading Level + Correct Factor.
6. The average measurement was not performed when the peak measured data under the limit of average detection.

Site : CB1	**Time : 2015/07/18 - 15:39**
Limit : FCC_SPARTE_15.407_H_Band4_03M_PK	**Margin : 6**
Probe : CB1_FCC_EFS_1-18G_H2 - HORIZONTAL	**Power : AC 120V/60Hz**
EUT : Full HD Ultra-Wide View Wi-Fi Camera	**Note : 802.11a_5785MHz**

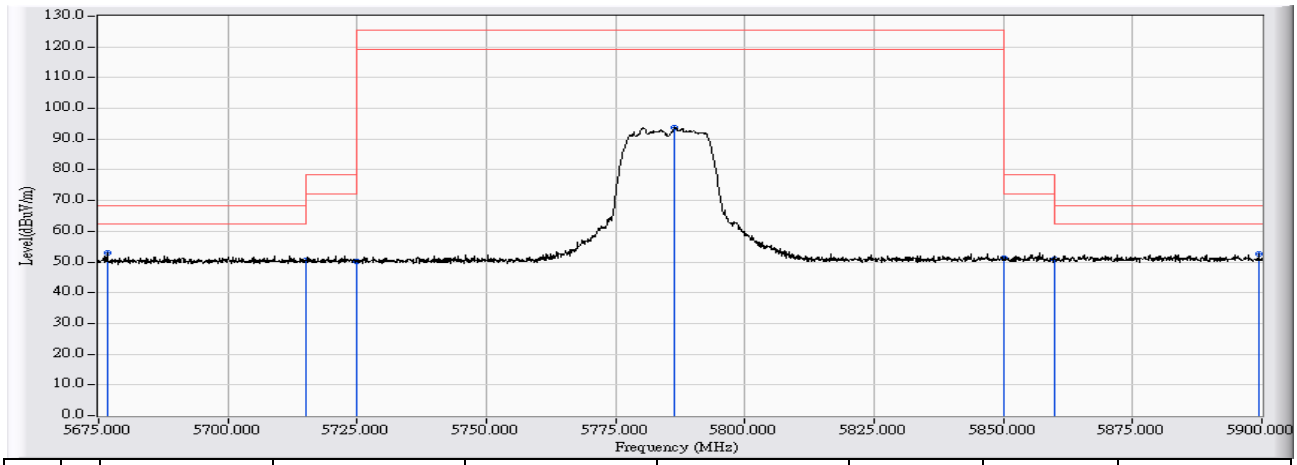

		Frequency (MHz)	Correct Factor (dB)	Reading Level (dBuV)	Measure Level (dBuV/m)	Margin (dB)	Limit (dBuV/m)	Detector Type
1	*	5676.687	-5.817	58.741	52.923	-15.377	68.300	PEAK
2		5715.000	-5.697	56.205	50.508	-17.792	68.300	PEAK
3		5725.000	-5.667	55.782	50.115	-28.185	78.300	PEAK
4		5786.487	-5.481	99.168	93.687	-31.613	125.300	PEAK
5		5850.000	-5.283	56.569	51.286	-27.014	78.300	PEAK
6		5860.000	-5.252	56.213	50.961	-17.339	68.300	PEAK
7		5899.437	-5.128	57.715	52.587	-15.713	68.300	PEAK

Note:

1. All readings above 1GHz are performed with peak and/or average measurements as necessary.
2. Peak measurements: RBW = 1MHz, VBW = 1MHz, Sweep: Auto.
3. Average measurements: RBW = 1MHz, VBW = 10 Hz, Sweep: Auto.
4. " * ", means this data is the worst emission level.
5. Measurement Level = Reading Level + Correct Factor.
6. The average measurement was not performed when the peak measured data under the limit of average detection.

Site : CB1	**Time : 2015/07/18 - 15:40**
Limit : FCC_SpartC_15.209_03M_PK	**Margin : 6**
Probe : CB1_FCC_EFS_1-18G_H2 - HORIZONTAL	**Power : AC 120V/60Hz**
EUT : Full HD Ultra-Wide View Wi-Fi Camera	**Note : 802.11a_5785MHz**

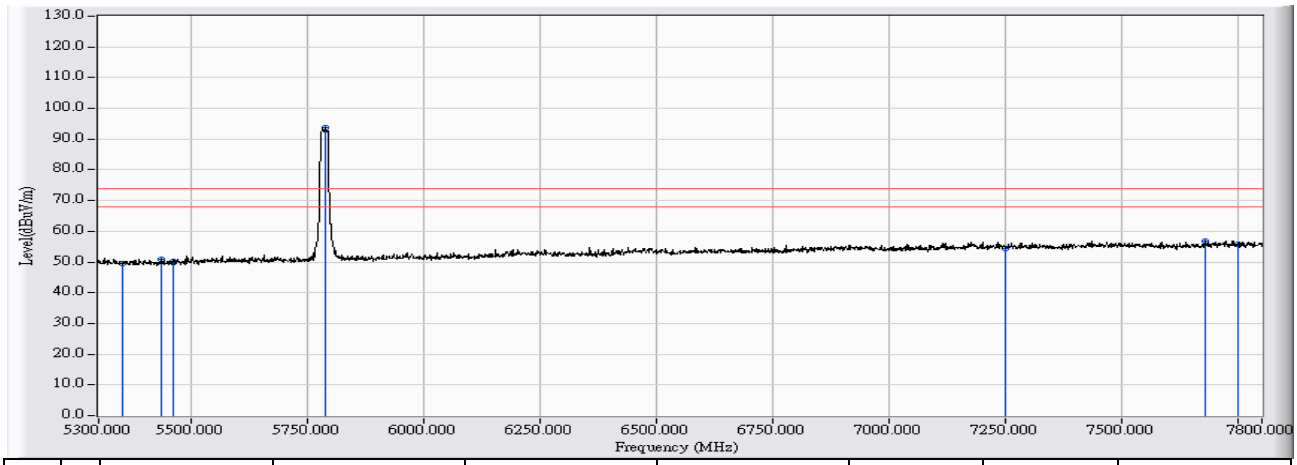

		Frequency (MHz)	Correct Factor (dB)	Reading Level (dBuV)	Measure Level (dBuV/m)	Margin (dB)	Limit (dBuV/m)	Detector Type
1		5350.000	-6.666	56.267	49.601	-24.399	74.000	PEAK
2		5435.000	-6.505	57.419	50.913	-23.087	74.000	PEAK
3		5460.000	-6.457	56.794	50.337	-23.663	74.000	PEAK
4	*	5786.250	-5.482	99.284	93.803	19.803	74.000	PEAK
5		7250.000	-0.741	55.240	54.498	-19.502	74.000	PEAK
6		7677.500	0.077	56.855	56.933	-17.067	74.000	PEAK
7		7750.000	0.153	55.480	55.633	-18.367	74.000	PEAK

Note:

1. All readings above 1GHz are performed with peak and/or average measurements as necessary.
2. Peak measurements: RBW = 1MHz, VBW = 1MHz, Sweep: Auto.
3. Average measurements: RBW = 1MHz, VBW = 10 Hz, Sweep: Auto.
4. “ * ”, means this data is the worst emission level.
5. Measurement Level = Reading Level + Correct Factor.
6. The average measurement was not performed when the peak measured data under the limit of average detection.

Site : CB1	**Time : 2015/07/18 - 15:44**
Limit : FCC_SpartC_15.209_03M_AV	**Margin : 6**
Probe : CB1_FCC_EFS_1-18G_H2 - HORIZONTAL	**Power : AC 120V/60Hz**
EUT : Full HD Ultra-Wide View Wi-Fi Camera	**Note : 802.11a_5785MHz**

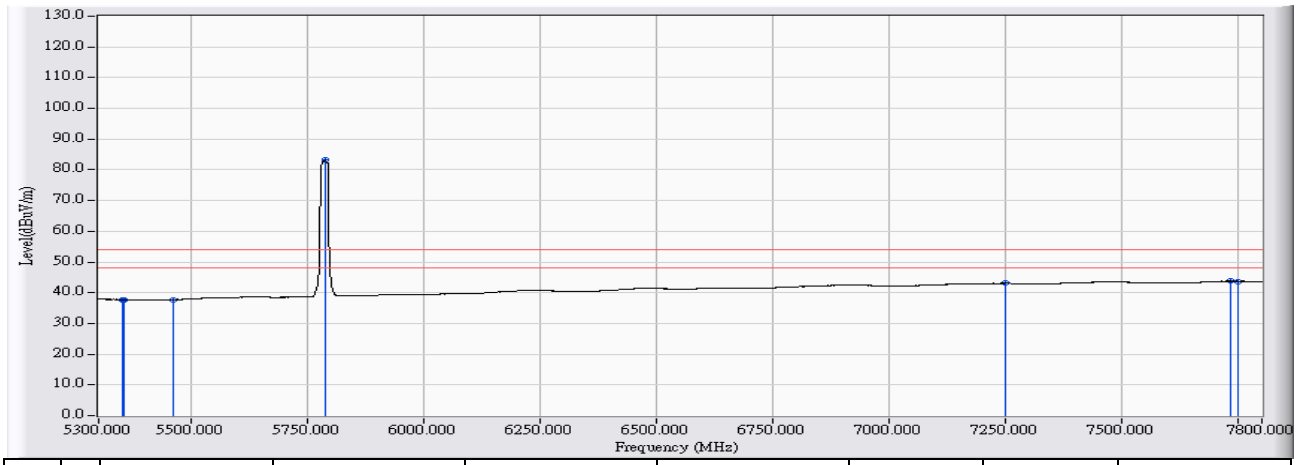

		Frequency (MHz)	Correct Factor (dB)	Reading Level (dBuV)	Measure Level (dBuV/m)	Margin (dB)	Limit (dBuV/m)	Detector Type
1		5350.000	-6.666	44.366	37.700	-16.300	54.000	AVERAGE
2		5353.750	-6.660	44.399	37.740	-16.260	54.000	AVERAGE
3		5460.000	-6.457	44.184	37.727	-16.273	54.000	AVERAGE
4	*	5786.250	-5.482	88.648	83.167	29.167	54.000	AVERAGE
5		7250.000	-0.741	43.798	43.056	-10.944	54.000	AVERAGE
6		7731.250	0.135	43.632	43.767	-10.233	54.000	AVERAGE
7		7750.000	0.153	43.532	43.685	-10.315	54.000	AVERAGE

Note:

1. All readings above 1GHz are performed with peak and/or average measurements as necessary.
2. Peak measurements: RBW = 1MHz, VBW = 1MHz, Sweep: Auto.
3. Average measurements: RBW = 1MHz, VBW = 10 Hz, Sweep: Auto.
4. “ * ”, means this data is the worst emission level.
5. Measurement Level = Reading Level + Correct Factor.
6. The average measurement was not performed when the peak measured data under the limit of average detection.

Site : CB1	**Time : 2015/07/18 - 15:49**
Limit : FCC_SPARTE_15.407_H_Band4_03M_PK	**Margin : 6**
Probe : CB1_FCC_EFS_1-18G_H2 - VERTICAL	**Power : AC 120V/60Hz**
EUT : Full HD Ultra-Wide View Wi-Fi Camera	**Note : 802.11a_5785MHz**

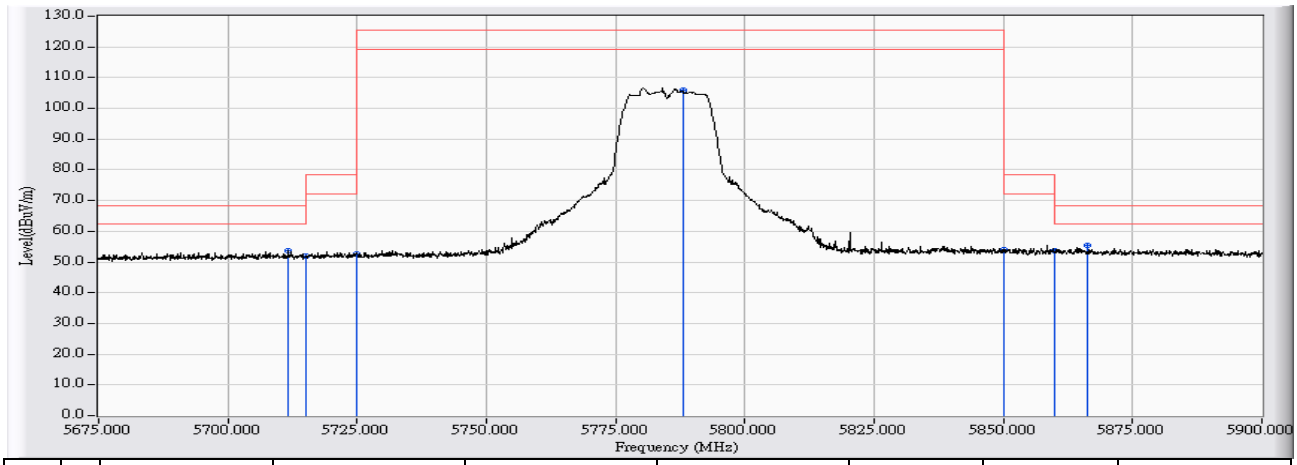

		Frequency (MHz)	Correct Factor (dB)	Reading Level (dBuV)	Measure Level (dBuV/m)	Margin (dB)	Limit (dBuV/m)	Detector Type
1		5711.675	-5.754	59.519	53.765	-14.535	68.300	PEAK
2		5715.000	-5.740	57.528	51.788	-16.512	68.300	PEAK
3		5725.000	-5.699	58.361	52.662	-25.638	78.300	PEAK
4		5787.950	-5.439	111.360	105.921	-19.379	125.300	PEAK
5		5850.000	-5.177	59.301	54.124	-24.176	78.300	PEAK
6		5860.000	-5.135	58.688	53.554	-14.746	68.300	PEAK
7	*	5866.250	-5.108	60.441	55.333	-12.967	68.300	PEAK

Note:

1. All readings above 1GHz are performed with peak and/or average measurements as necessary.
2. Peak measurements: RBW = 1MHz, VBW = 1MHz, Sweep: Auto.
3. Average measurements: RBW = 1MHz, VBW = 10 Hz, Sweep: Auto.
4. “ * ”, means this data is the worst emission level.
5. Measurement Level = Reading Level + Correct Factor.
6. The average measurement was not performed when the peak measured data under the limit of average detection.

Site : CB1	**Time : 2015/07/18 - 15:51**
Limit : FCC_SpartC_15.209_03M_PK	**Margin : 6**
Probe : CB1_FCC_EFS_1-18G_H2 - VERTICAL	**Power : AC 120V/60Hz**
EUT : Full HD Ultra-Wide View Wi-Fi Camera	**Note : 802.11a_5785MHz**

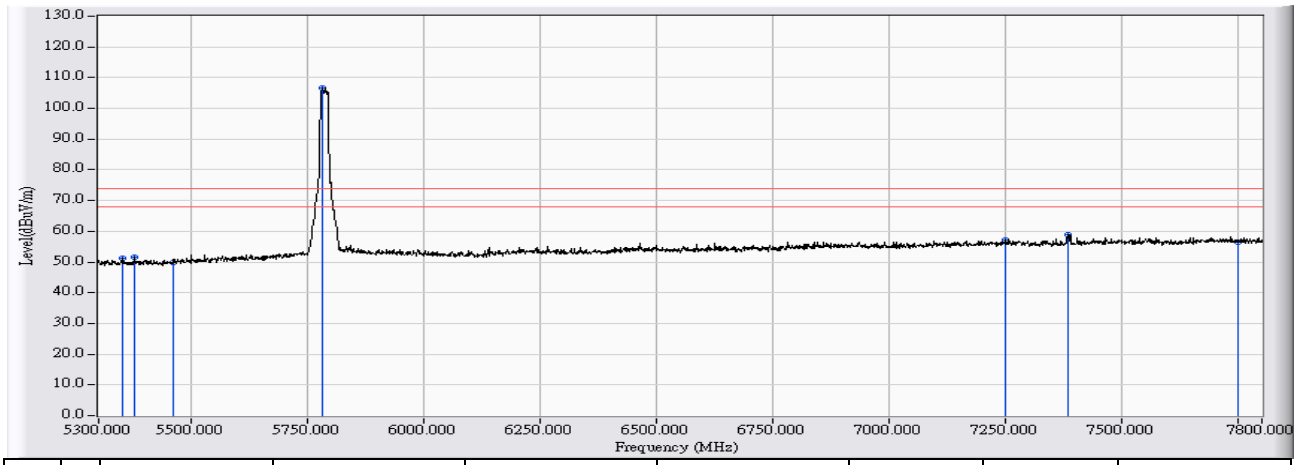

		Frequency (MHz)	Correct Factor (dB)	Reading Level (dBuV)	Measure Level (dBuV/m)	Margin (dB)	Limit (dBuV/m)	Detector Type
1		5350.000	-7.115	58.213	51.098	-22.902	74.000	AVERAGE
2		5377.500	-7.034	58.671	51.637	-22.363	74.000	AVERAGE
3		5460.000	-6.784	56.516	49.732	-24.268	74.000	AVERAGE
4	*	5780.000	-5.472	112.222	106.751	32.751	74.000	AVERAGE
5		7250.000	0.214	56.865	57.079	-16.921	74.000	AVERAGE
6		7383.750	0.568	58.176	58.744	-15.256	74.000	AVERAGE
7		7750.000	1.404	55.125	56.529	-17.471	74.000	AVERAGE

Note:

1. All readings above 1GHz are performed with peak and/or average measurements as necessary.
2. Peak measurements: RBW = 1MHz, VBW = 1MHz, Sweep: Auto.
3. Average measurements: RBW = 1MHz, VBW = 10 Hz, Sweep: Auto.
4. “ * ”, means this data is the worst emission level.
5. Measurement Level = Reading Level + Correct Factor.
6. The average measurement was not performed when the peak measured data under the limit of average detection.

Site : CB1	**Time : 2015/07/18 - 15:55**
Limit : FCC_SpartC_15.209_03M_AV	**Margin : 6**
Probe : CB1_FCC_EFS_1-18G_H2 - VERTICAL	**Power : AC 120V/60Hz**
EUT : Full HD Ultra-Wide View Wi-Fi Camera	**Note : 802.11a_5785MHz**

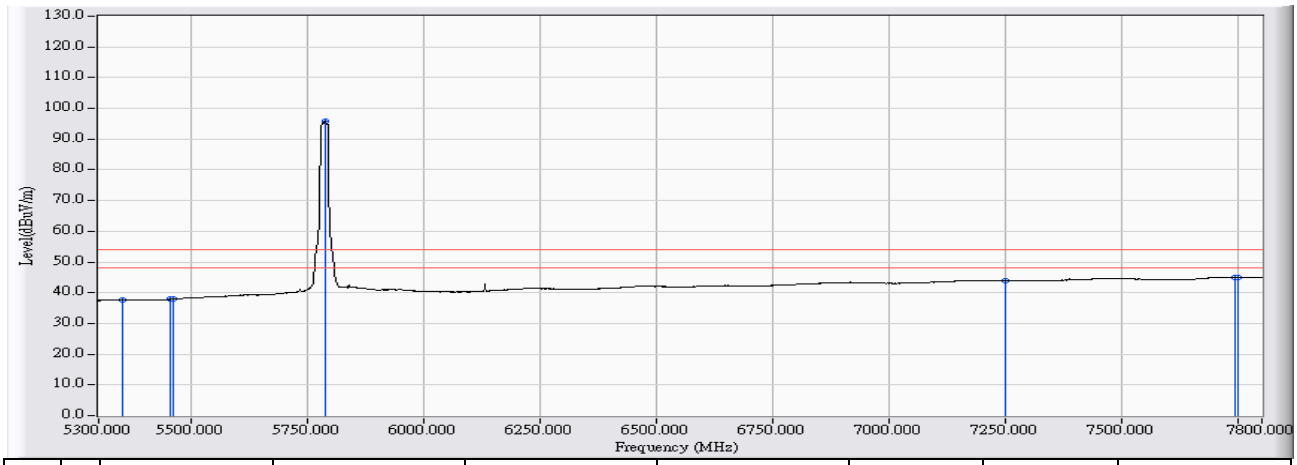

		Frequency (MHz)	Correct Factor (dB)	Reading Level (dBuV)	Measure Level (dBuV/m)	Margin (dB)	Limit (dBuV/m)	Detector Type
1		5350.000	-7.115	44.651	37.536	-16.464	54.000	AVERAGE
2		5452.500	-6.807	44.623	37.816	-16.184	54.000	AVERAGE
3		5460.000	-6.784	44.731	37.947	-16.053	54.000	AVERAGE
4	*	5786.250	-5.447	101.127	95.681	41.681	54.000	AVERAGE
5		7250.000	0.214	43.804	44.018	-9.982	54.000	AVERAGE
6		7741.250	1.390	43.653	45.043	-8.957	54.000	AVERAGE
7		7750.000	1.404	43.584	44.988	-9.012	54.000	AVERAGE

Note:

1. All readings above 1GHz are performed with peak and/or average measurements as necessary.
2. Peak measurements: RBW = 1MHz, VBW = 1MHz, Sweep: Auto.
3. Average measurements: RBW = 1MHz, VBW = 10 Hz, Sweep: Auto.
4. “ * ”, means this data is the worst emission level.
5. Measurement Level = Reading Level + Correct Factor.
6. The average measurement was not performed when the peak measured data under the limit of average detection.

Site : CB1	**Time : 2015/07/18 - 16:00**
Limit : FCC_SPARTE_15.407_H_Band4_03M_PK	**Margin : 6**
Probe : CB1_FCC_EFS_1-18G_H2 - HORIZONTAL	**Power : AC 120V/60Hz**
EUT : Full HD Ultra-Wide View Wi-Fi Camera	**Note : 802.11a_5825MHz**

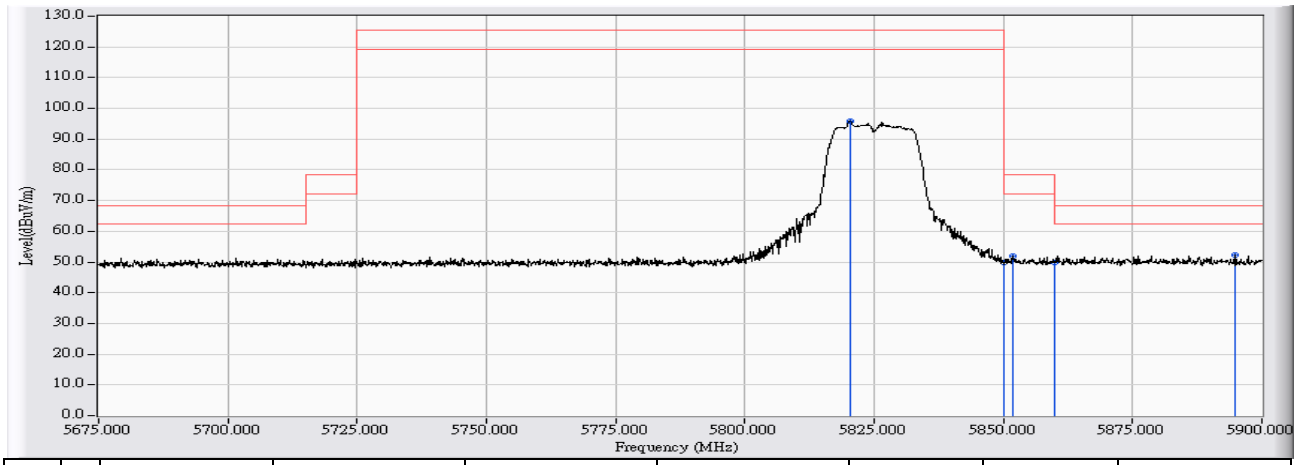

		Frequency (MHz)	Correct Factor (dB)	Reading Level (dBuV)	Measure Level (dBuV/m)	Margin (dB)	Limit (dBuV/m)	Detector Type
1		5820.350	-5.376	101.357	95.981	-29.319	125.300	PEAK
2		5850.000	-5.283	55.069	49.786	-28.514	78.300	PEAK
3		5851.962	-5.277	57.170	51.893	-26.407	78.300	PEAK
4		5860.000	-5.252	55.254	50.002	-18.298	68.300	PEAK
5	*	5894.825	-5.143	57.368	52.225	-16.075	68.300	PEAK

Note:

1. All readings above 1GHz are performed with peak and/or average measurements as necessary.
2. Peak measurements: RBW = 1MHz, VBW = 1MHz, Sweep: Auto.
3. Average measurements: RBW = 1MHz, VBW = 10 Hz, Sweep: Auto.
4. “ * ”, means this data is the worst emission level.
5. Measurement Level = Reading Level + Correct Factor.
6. The average measurement was not performed when the peak measured data under the limit of average detection.

Site : CB1	**Time : 2015/07/18 - 16:02**
Limit : FCC_SpartC_15.209_03M_PK	**Margin : 6**
Probe : CB1_FCC_EFS_1-18G_H2 - HORIZONTAL	**Power : AC 120V/60Hz**
EUT : Full HD Ultra-Wide View Wi-Fi Camera	**Note : 802.11a_5825MHz**

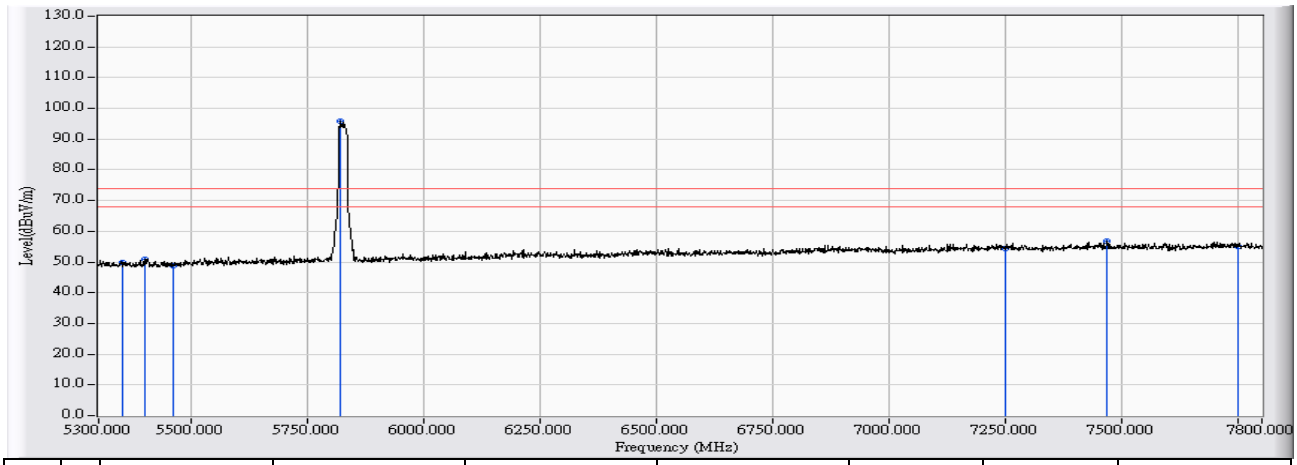

		Frequency (MHz)	Correct Factor (dB)	Reading Level (dBuV)	Measure Level (dBuV/m)	Margin (dB)	Limit (dBuV/m)	Detector Type
1		5350.000	34.914	56.562	49.896	-24.104	74.000	PEAK
2		5398.750	34.985	57.610	51.034	-22.966	74.000	PEAK
3		5460.000	35.073	55.367	48.910	-25.090	74.000	PEAK
4	*	5820.000	35.973	101.339	95.962	21.962	74.000	PEAK
5		7250.000	39.794	55.124	54.382	-19.618	74.000	PEAK
6		7467.500	-0.225	56.926	56.701	-17.299	74.000	PEAK
7		7750.000	40.393	54.885	55.038	-18.962	74.000	PEAK

Note:

1. All readings above 1GHz are performed with peak and/or average measurements as necessary.
2. Peak measurements: RBW = 1MHz, VBW = 1MHz, Sweep: Auto.
3. Average measurements: RBW = 1MHz, VBW = 10 Hz, Sweep: Auto.
4. “ * ”, means this data is the worst emission level.
5. Measurement Level = Reading Level + Correct Factor.
6. The average measurement was not performed when the peak measured data under the limit of average detection.

Site : CB1	**Time : 2015/07/18 - 16:06**
Limit : FCC_SpartC_15.209_03M_AV	**Margin : 6**
Probe : CB1_FCC_EFS_1-18G_H2 - HORIZONTAL	**Power : AC 120V/60Hz**
EUT : Full HD Ultra-Wide View Wi-Fi Camera	**Note : 802.11a_5825MHz**

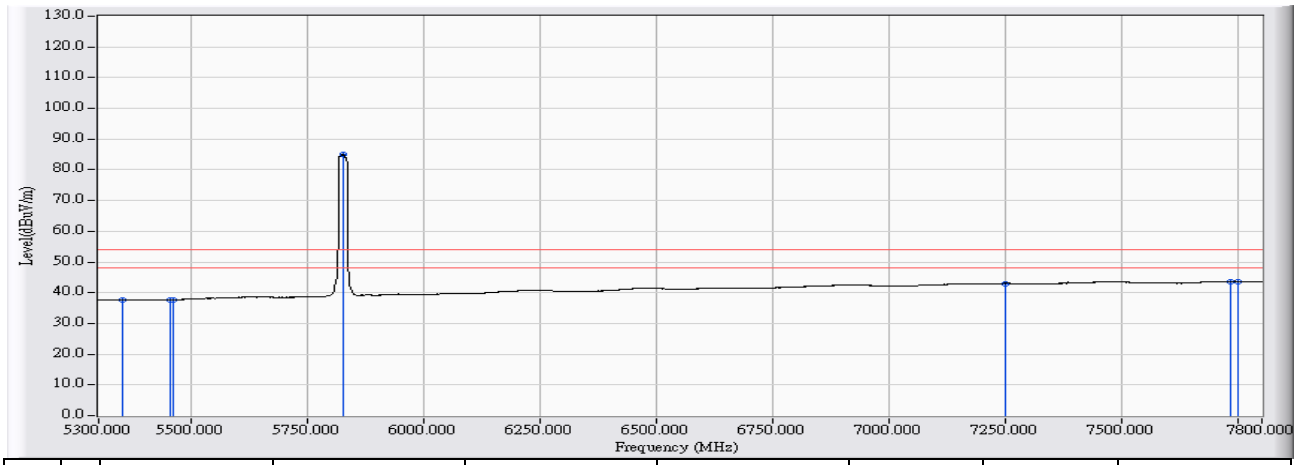

		Frequency (MHz)	Correct Factor (dB)	Reading Level (dBuV)	Measure Level (dBuV/m)	Margin (dB)	Limit (dBuV/m)	Detector Type
1		5350.000	-6.666	44.256	37.590	-16.410	54.000	AVERAGE
2		5452.500	-6.472	44.051	37.579	-16.421	54.000	AVERAGE
3		5460.000	-6.457	44.108	37.651	-16.349	54.000	AVERAGE
4	*	5826.250	-5.358	90.355	84.998	30.998	54.000	AVERAGE
5		7250.000	-0.741	43.763	43.021	-10.979	54.000	AVERAGE
6		7731.250	0.135	43.593	43.728	-10.272	54.000	AVERAGE
7		7750.000	0.153	43.565	43.718	-10.282	54.000	AVERAGE

Note:

1. All readings above 1GHz are performed with peak and/or average measurements as necessary.
2. Peak measurements: RBW = 1MHz, VBW = 1MHz, Sweep: Auto.
3. Average measurements: RBW = 1MHz, VBW = 10 Hz, Sweep: Auto.
4. “ * ”, means this data is the worst emission level.
5. Measurement Level = Reading Level + Correct Factor.
6. The average measurement was not performed when the peak measured data under the limit of average detection.

Site : CB1	**Time : 2015/07/18 - 16:12**
Limit : FCC_SPARTE_15.407_H_Band4_03M_PK	**Margin : 6**
Probe : CB1_FCC_EFS_1-18G_H2 - VERTICAL	**Power : AC 120V/60Hz**
EUT : Full HD Ultra-Wide View Wi-Fi Camera	**Note : 802.11a_5825MHz**

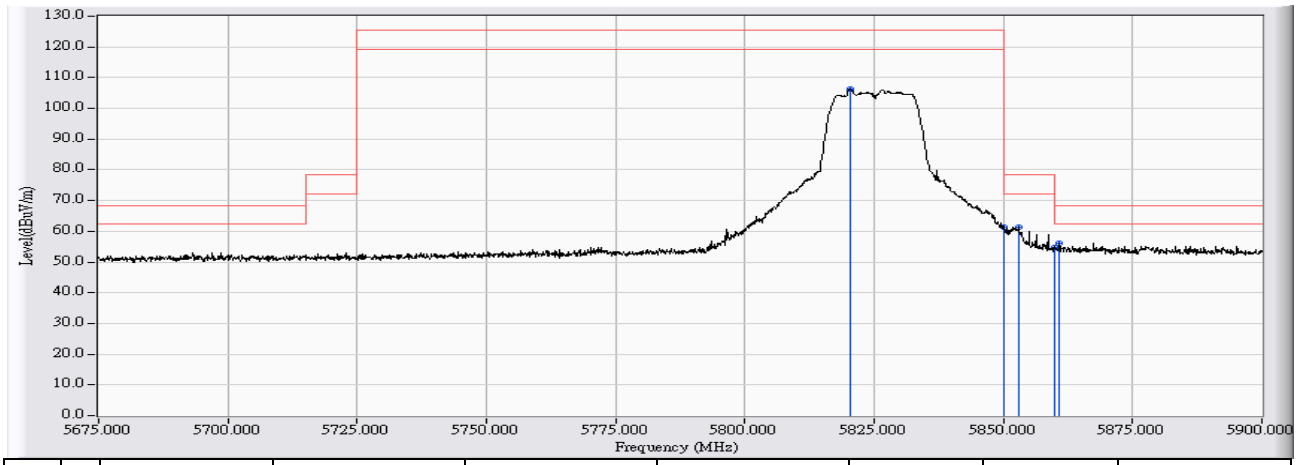

		Frequency (MHz)	Correct Factor (dB)	Reading Level (dBuV)	Measure Level (dBuV/m)	Margin (dB)	Limit (dBuV/m)	Detector Type
1		5820.350	-5.303	111.633	106.330	-18.970	125.300	PEAK
2		5850.000	-5.177	66.550	61.373	-16.927	78.300	PEAK
3		5852.862	-5.165	66.407	61.242	-17.058	78.300	PEAK
4		5860.000	-5.135	59.899	54.765	-13.535	68.300	PEAK
5	*	5860.850	-5.131	61.204	56.073	-12.227	68.300	PEAK

Note:

1. All readings above 1GHz are performed with peak and/or average measurements as necessary.
2. Peak measurements: RBW = 1MHz, VBW = 1MHz, Sweep: Auto.
3. Average measurements: RBW = 1MHz, VBW = 10 Hz, Sweep: Auto.
4. “ * ”, means this data is the worst emission level.
5. Measurement Level = Reading Level + Correct Factor.
6. The average measurement was not performed when the peak measured data under the limit of average detection.

Site : CB1	**Time : 2015/07/18 - 16:13**
Limit : FCC_SpartC_15.209_03M_PK	**Margin : 6**
Probe : CB1_FCC_EFS_1-18G_H2 - VERTICAL	**Power : AC 120V/60Hz**
EUT : Full HD Ultra-Wide View Wi-Fi Camera	**Note : 802.11a_5825MHz**

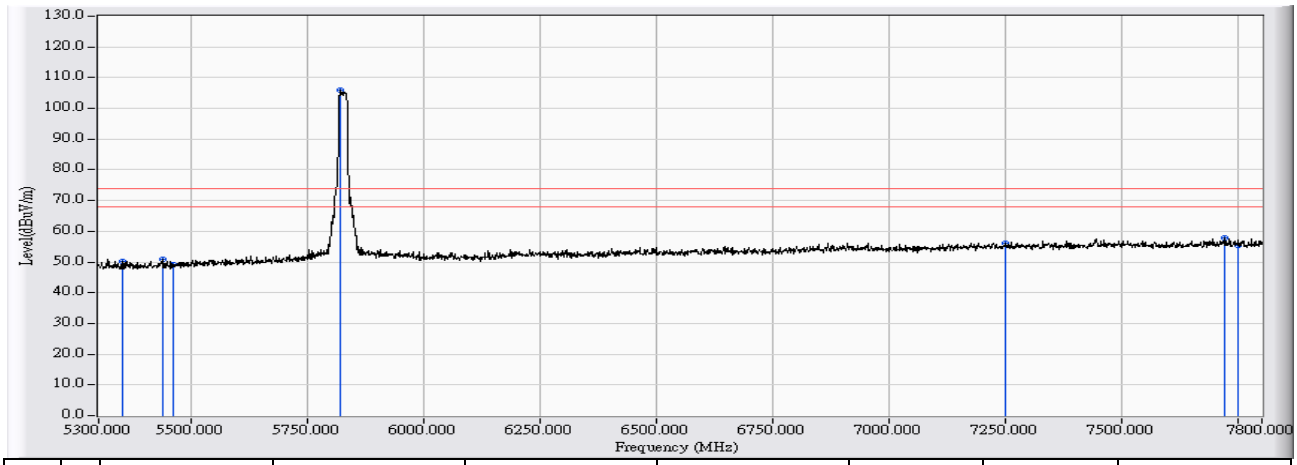

		Frequency (MHz)	Correct Factor (dB)	Reading Level (dBuV)	Measure Level (dBuV/m)	Margin (dB)	Limit (dBuV/m)	Detector Type
1		5350.000	-7.115	57.413	50.298	-23.702	74.000	PEAK
2		5436.250	-6.857	57.735	50.879	-23.121	74.000	PEAK
3		5460.000	-6.784	55.812	49.028	-24.972	74.000	PEAK
4	*	5820.000	-5.304	111.207	105.903	31.903	74.000	PEAK
5		7250.000	0.214	55.850	56.064	-17.936	74.000	PEAK
6		7721.250	1.357	56.619	57.976	-16.024	74.000	PEAK
7		7750.000	1.404	53.873	55.277	-18.723	74.000	PEAK

Note:

1. All readings above 1GHz are performed with peak and/or average measurements as necessary.
2. Peak measurements: RBW = 1MHz, VBW = 1MHz, Sweep: Auto.
3. Average measurements: RBW = 1MHz, VBW = 10 Hz, Sweep: Auto.
4. “ * ”, means this data is the worst emission level.
5. Measurement Level = Reading Level + Correct Factor.
6. The average measurement was not performed when the peak measured data under the limit of average detection.

Site : CB1	**Time : 2015/07/18 - 16:18**
Limit : FCC_SpartC_15.209_03M_AV	**Margin : 6**
Probe : CB1_FCC_EFS_1-18G_H2 - VERTICAL	**Power : AC 120V/60Hz**
EUT : Full HD Ultra-Wide View Wi-Fi Camera	**Note : 802.11a_5825MHz**

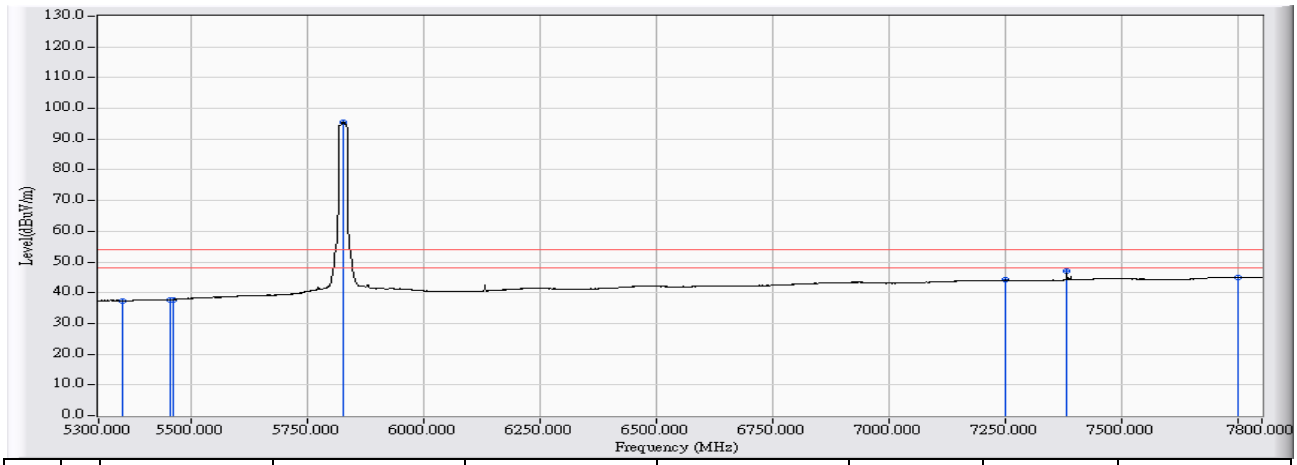

		Frequency (MHz)	Correct Factor (dB)	Reading Level (dBuV)	Measure Level (dBuV/m)	Margin (dB)	Limit (dBuV/m)	Detector Type
1		5350.000	-7.115	44.563	37.448	-16.552	54.000	AVERAGE
2		5452.500	-6.807	44.474	37.667	-16.333	54.000	AVERAGE
3		5460.000	-6.784	44.581	37.797	-16.203	54.000	AVERAGE
4	*	5826.250	-5.278	100.721	95.443	41.443	54.000	AVERAGE
5		7250.000	0.214	43.885	44.099	-9.901	54.000	AVERAGE
6		7381.250	0.561	46.353	46.913	-7.087	54.000	AVERAGE
7		7750.000	1.404	43.536	44.940	-9.060	54.000	AVERAGE

Note:

1. All readings above 1GHz are performed with peak and/or average measurements as necessary.
2. Peak measurements: RBW = 1MHz, VBW = 1MHz, Sweep: Auto.
3. Average measurements: RBW = 1MHz, VBW = 10 Hz, Sweep: Auto.
4. “ * ”, means this data is the worst emission level.
5. Measurement Level = Reading Level + Correct Factor.
6. The average measurement was not performed when the peak measured data under the limit of average detection.

Site : CB1	**Time : 2015/07/18 - 16:22**
Limit : FCC_SPARTE_15.407_H_Band4_03M_PK	**Margin : 6**
Probe : CB1_FCC_EFS_1-18G_H2 - HORIZONTAL	**Power : AC 120V/60Hz**
EUT : Full HD Ultra-Wide View Wi-Fi Camera	**Note : 802.11n20_5745MHz**

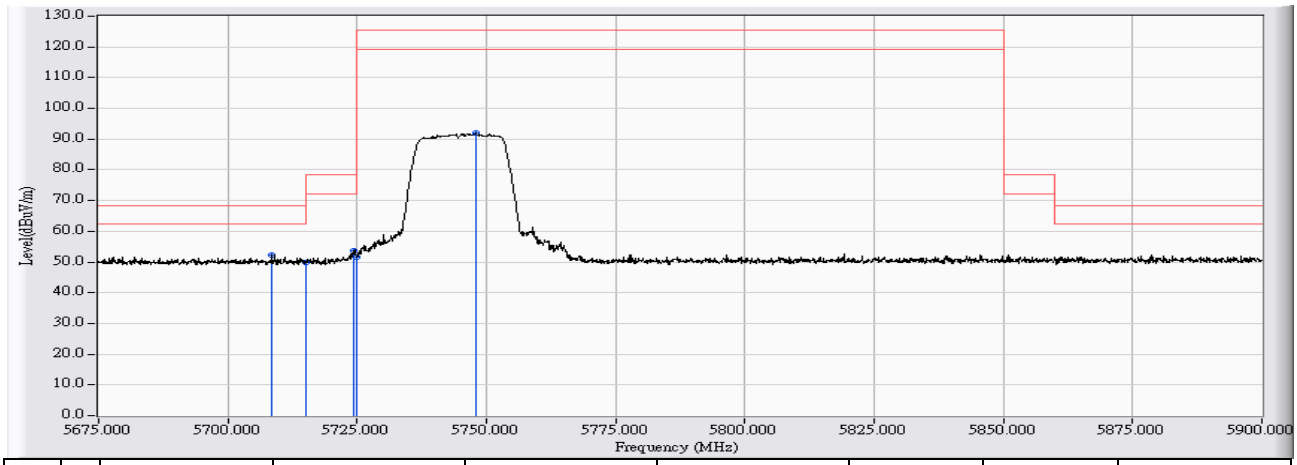

		Frequency (MHz)	Correct Factor (dB)	Reading Level (dBuV)	Measure Level (dBuV/m)	Margin (dB)	Limit (dBuV/m)	Detector Type
1	*	5708.525	-5.717	58.132	52.415	-15.885	68.300	PEAK
2		5715.000	-5.697	55.547	49.850	-18.450	68.300	PEAK
3		5724.388	-5.668	59.262	53.594	-24.706	78.300	PEAK
4		5725.000	-5.667	57.398	51.731	-26.569	78.300	PEAK
5		5747.900	-5.598	97.549	91.952	-33.348	125.300	PEAK

Note:

1. All readings above 1GHz are performed with peak and/or average measurements as necessary.
2. Peak measurements: RBW = 1MHz, VBW = 1MHz, Sweep: Auto.
3. Average measurements: RBW = 1MHz, VBW = 10 Hz, Sweep: Auto.
4. “ * ”, means this data is the worst emission level.
5. Measurement Level = Reading Level + Correct Factor.
6. The average measurement was not performed when the peak measured data under the limit of average detection.

Site : CB1	**Time : 2015/07/18 - 16:23**
Limit : FCC_SpartC_15.209_03M_PK	**Margin : 6**
Probe : CB1_FCC_EFS_1-18G_H2 - HORIZONTAL	**Power : AC 120V/60Hz**
EUT : Full HD Ultra-Wide View Wi-Fi Camera	**Note : 802.11n20_5745MHz**

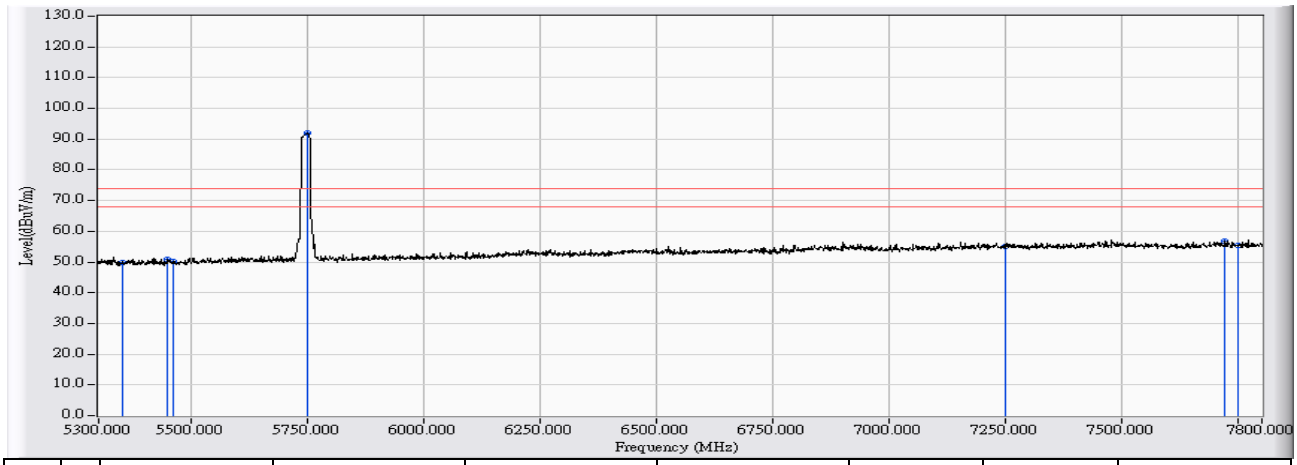

		Frequency (MHz)	Correct Factor (dB)	Reading Level (dBuV)	Measure Level (dBuV/m)	Margin (dB)	Limit (dBuV/m)	Detector Type
1		5350.000	-6.666	56.531	49.865	-24.135	74.000	PEAK
2		5447.500	-6.481	57.428	50.947	-23.053	74.000	PEAK
3		5460.000	-6.457	56.674	50.217	-23.783	74.000	PEAK
4	*	5747.500	-5.599	97.557	91.958	17.958	74.000	PEAK
5		7250.000	-0.741	55.837	55.095	-18.905	74.000	PEAK
6		7721.250	0.125	56.615	56.740	-17.260	74.000	PEAK
7		7750.000	0.153	55.191	55.344	-18.656	74.000	PEAK

Note:

1. All readings above 1GHz are performed with peak and/or average measurements as necessary.
2. Peak measurements: RBW = 1MHz, VBW = 1MHz, Sweep: Auto.
3. Average measurements: RBW = 1MHz, VBW = 10 Hz, Sweep: Auto.
4. “ * ”, means this data is the worst emission level.
5. Measurement Level = Reading Level + Correct Factor.
6. The average measurement was not performed when the peak measured data under the limit of average detection.

Site : CB1	**Time : 2015/07/18 - 16:26**
Limit : FCC_SpartC_15.209_03M_AV	**Margin : 6**
Probe : CB1_FCC_EFS_1-18G_H2 - HORIZONTAL	**Power : AC 120V/60Hz**
EUT : Full HD Ultra-Wide View Wi-Fi Camera	**Note : 802.11n20_5745MHz**

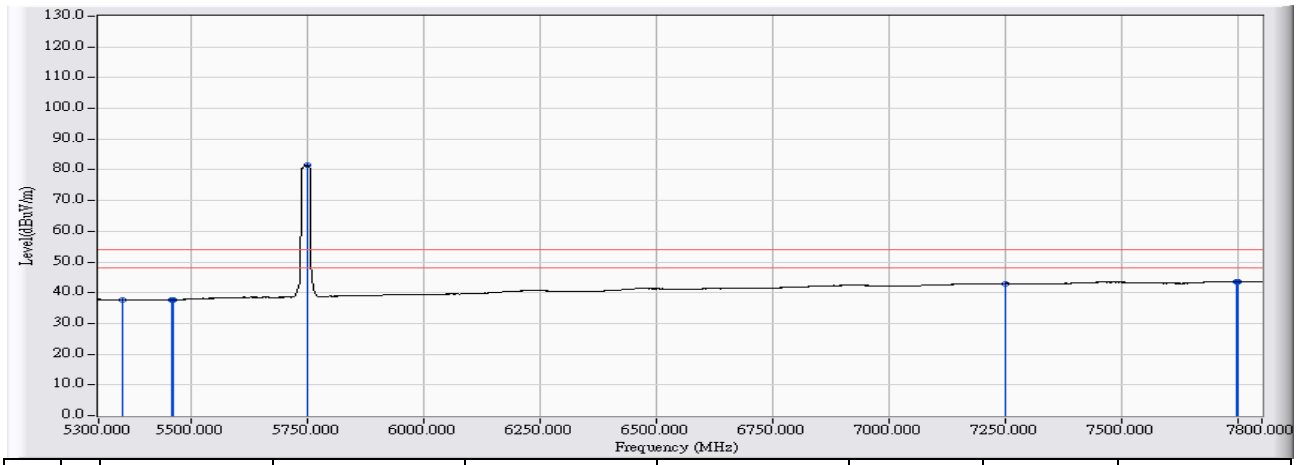

		Frequency (MHz)	Correct Factor (dB)	Reading Level (dBuV)	Measure Level (dBuV/m)	Margin (dB)	Limit (dBuV/m)	Detector Type
1		5350.000	-6.666	44.388	37.722	-16.278	54.000	AVERAGE
2		5456.250	-6.465	44.100	37.636	-16.364	54.000	AVERAGE
3		5460.000	-6.457	44.150	37.693	-16.307	54.000	AVERAGE
4	*	5747.500	-5.599	87.307	81.708	27.708	54.000	AVERAGE
5		7250.000	-0.741	43.776	43.034	-10.966	54.000	AVERAGE
6		7745.000	0.148	43.477	43.625	-10.375	54.000	AVERAGE
7		7750.000	0.153	43.488	43.641	-10.359	54.000	AVERAGE

Note:

1. All readings above 1GHz are performed with peak and/or average measurements as necessary.
2. Peak measurements: RBW = 1MHz, VBW = 1MHz, Sweep: Auto.
3. Average measurements: RBW = 1MHz, VBW = 10 Hz, Sweep: Auto.
4. “ * ”, means this data is the worst emission level.
5. Measurement Level = Reading Level + Correct Factor.
6. The average measurement was not performed when the peak measured data under the limit of average detection.

Site : CB1	**Time : 2015/07/18 - 16:30**
Limit : FCC_SPARTE_15.407_H_Band4_03M_PK	**Margin : 6**
Probe : CB1_FCC_EFS_1-18G_H2 - VERTICAL	**Power : AC 120V/60Hz**
EUT : Full HD Ultra-Wide View Wi-Fi Camera	**Note : 802.11n20_5745MHz**

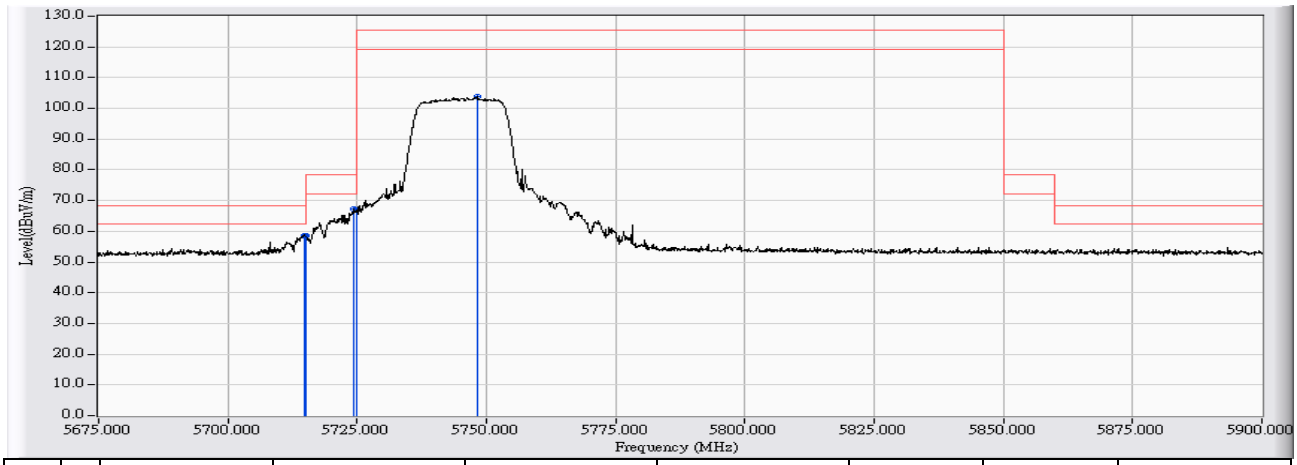

		Frequency (MHz)	Correct Factor (dB)	Reading Level (dBuV)	Measure Level (dBuV/m)	Margin (dB)	Limit (dBuV/m)	Detector Type
1		5714.712	-5.741	64.133	58.391	-9.909	68.300	PEAK
2	*	5715.000	-5.740	64.394	58.654	-9.646	68.300	PEAK
3		5724.388	-5.701	72.834	67.132	-11.168	78.300	PEAK
4		5725.000	-5.699	72.650	66.951	-11.349	78.300	PEAK
5		5748.125	-5.604	109.407	103.804	-21.496	125.300	PEAK

Note:

1. All readings above 1GHz are performed with peak and/or average measurements as necessary.
2. Peak measurements: RBW = 1MHz, VBW = 1MHz, Sweep: Auto.
3. Average measurements: RBW = 1MHz, VBW = 10 Hz, Sweep: Auto.
4. “ * ”, means this data is the worst emission level.
5. Measurement Level = Reading Level + Correct Factor.
6. The average measurement was not performed when the peak measured data under the limit of average detection.

Site : CB1	**Time : 2015/07/18 - 16:32**
Limit : FCC_SpartC_15.209_03M_PK	**Margin : 6**
Probe : CB1_FCC_EFS_1-18G_H2 - VERTICAL	**Power : AC 120V/60Hz**
EUT : Full HD Ultra-Wide View Wi-Fi Camera	**Note : 802.11n20_5745MHz**

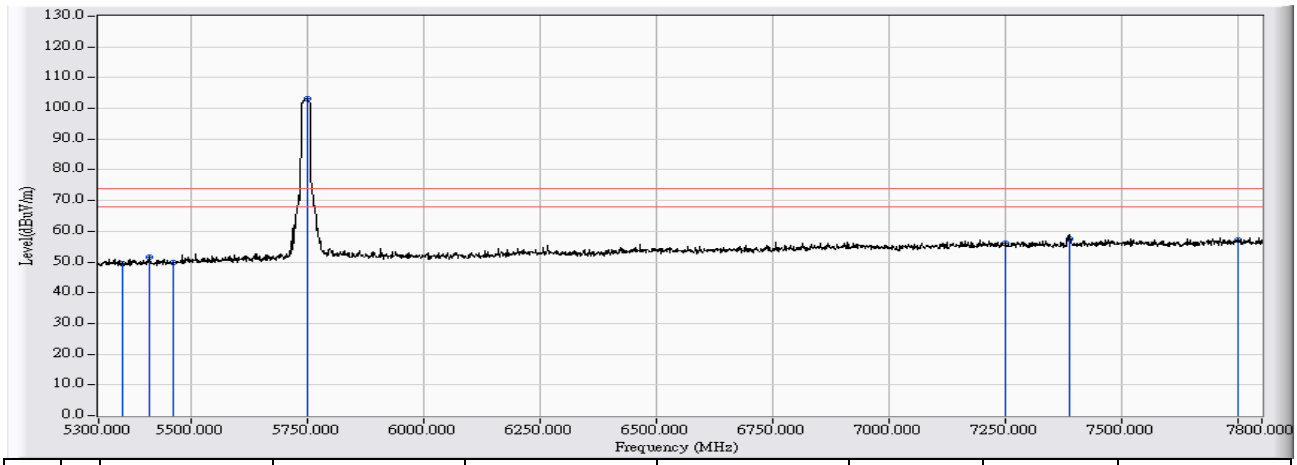

		Frequency (MHz)	Correct Factor (dB)	Reading Level (dBuV)	Measure Level (dBuV/m)	Margin (dB)	Limit (dBuV/m)	Detector Type
1		5350.000	-7.115	56.614	49.499	-24.501	74.000	PEAK
2		5410.000	-6.937	58.561	51.624	-22.376	74.000	PEAK
3		5460.000	-6.784	56.755	49.971	-24.029	74.000	PEAK
4	*	5747.500	-5.606	108.937	103.331	29.331	74.000	PEAK
5		7250.000	0.214	55.864	56.078	-17.922	74.000	PEAK
6		7385.000	0.571	57.071	57.643	-16.357	74.000	PEAK
7		7750.000	1.404	55.597	57.001	-16.999	74.000	PEAK

Note:

1. All readings above 1GHz are performed with peak and/or average measurements as necessary.
2. Peak measurements: RBW = 1MHz, VBW = 1MHz, Sweep: Auto.
3. Average measurements: RBW = 1MHz, VBW = 10 Hz, Sweep: Auto.
4. “ * ”, means this data is the worst emission level.
5. Measurement Level = Reading Level + Correct Factor.
6. The average measurement was not performed when the peak measured data under the limit of average detection.

Site : CB1	**Time : 2015/07/18 - 16:36**
Limit : FCC_SpartC_15.209_03M_AV	**Margin : 6**
Probe : CB1_FCC_EFS_1-18G_H2 - VERTICAL	**Power : AC 120V/60Hz**
EUT : Full HD Ultra-Wide View Wi-Fi Camera	**Note : 802.11n20_5745MHz**

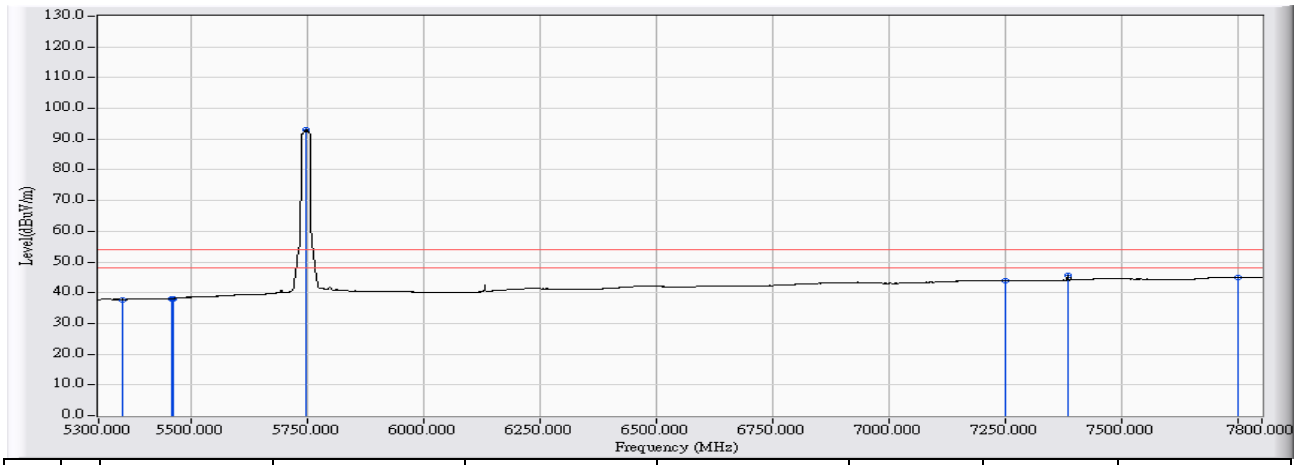

		Frequency (MHz)	Correct Factor (dB)	Reading Level (dBuV)	Measure Level (dBuV/m)	Margin (dB)	Limit (dBuV/m)	Detector Type
1		5350.000	-7.115	44.913	37.798	-16.202	54.000	AVERAGE
2		5456.250	-6.796	44.823	38.028	-15.972	54.000	AVERAGE
3		5460.000	-6.784	44.874	38.090	-15.910	54.000	AVERAGE
4	*	5746.250	-5.612	98.518	92.907	38.907	54.000	AVERAGE
5		7250.000	0.214	43.773	43.987	-10.013	54.000	AVERAGE
6		7382.500	0.564	45.173	45.737	-8.263	54.000	AVERAGE
7		7750.000	1.404	43.566	44.970	-9.030	54.000	AVERAGE

Note:

1. All readings above 1GHz are performed with peak and/or average measurements as necessary.
2. Peak measurements: RBW = 1MHz, VBW = 1MHz, Sweep: Auto.
3. Average measurements: RBW = 1MHz, VBW = 10 Hz, Sweep: Auto.
4. “ * ”, means this data is the worst emission level.
5. Measurement Level = Reading Level + Correct Factor.
6. The average measurement was not performed when the peak measured data under the limit of average detection.

Site : CB1	**Time : 2015/07/18 - 16:42**
Limit : FCC_SPARTE_15.407_H_Band4_03M_PK	**Margin : 6**
Probe : CB1_FCC_EFS_1-18G_H2 - HORIZONTAL	**Power : AC 120V/60Hz**
EUT : Full HD Ultra-Wide View Wi-Fi Camera	**Note : 802.11n20_5785MHz**

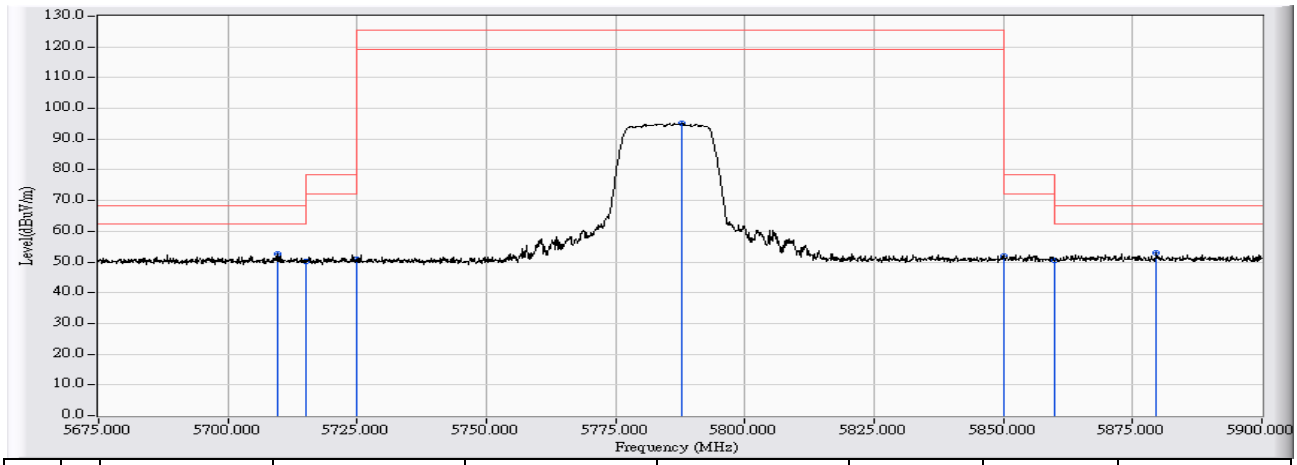

		Frequency (MHz)	Correct Factor (dB)	Reading Level (dBuV)	Measure Level (dBuV/m)	Margin (dB)	Limit (dBuV/m)	Detector Type
1		5709.538	-5.713	58.213	52.500	-15.800	68.300	PEAK
2		5715.000	-5.697	55.831	50.134	-18.166	68.300	PEAK
3		5725.000	-5.667	56.438	50.771	-27.529	78.300	PEAK
4		5787.725	-5.477	100.769	95.292	-30.008	125.300	PEAK
5		5850.000	-5.283	57.214	51.931	-26.369	78.300	PEAK
6		5860.000	-5.252	55.848	50.596	-17.704	68.300	PEAK
7	*	5879.638	-5.190	58.211	53.020	-15.280	68.300	PEAK

Note:

1. All readings above 1GHz are performed with peak and/or average measurements as necessary.
2. Peak measurements: RBW = 1MHz, VBW = 1MHz, Sweep: Auto.
3. Average measurements: RBW = 1MHz, VBW = 10 Hz, Sweep: Auto.
4. " * ", means this data is the worst emission level.
5. Measurement Level = Reading Level + Correct Factor.
6. The average measurement was not performed when the peak measured data under the limit of average detection.

Site : CB1	**Time : 2015/07/18 - 16:44**
Limit : FCC_SpartC_15.209_03M_PK	**Margin : 6**
Probe : CB1_FCC_EFS_1-18G_H2 - HORIZONTAL	**Power : AC 120V/60Hz**
EUT : Full HD Ultra-Wide View Wi-Fi Camera	**Note : 802.11n20_5785MHz**

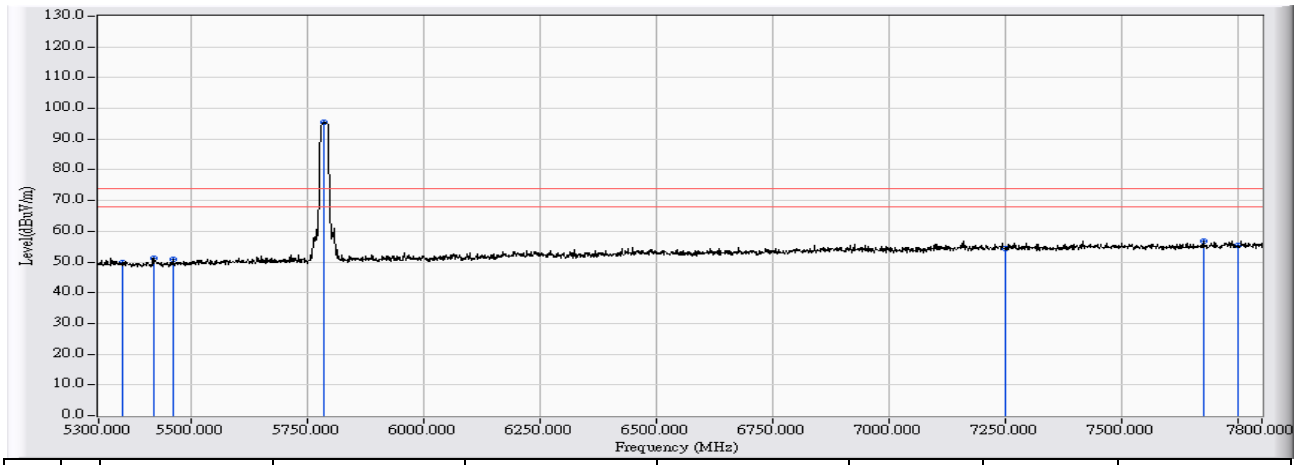

		Frequency (MHz)	Correct Factor (dB)	Reading Level (dBuV)	Measure Level (dBuV/m)	Margin (dB)	Limit (dBuV/m)	Detector Type
1		5350.000	-6.666	56.599	49.933	-24.067	74.000	PEAK
2		5420.000	-6.535	57.656	51.121	-22.879	74.000	PEAK
3		5460.000	-6.457	57.464	51.007	-22.993	74.000	PEAK
4	*	5785.000	-5.485	101.060	95.575	21.575	74.000	PEAK
5		7250.000	-0.741	55.081	54.339	-19.661	74.000	PEAK
6		7673.750	0.073	56.898	56.972	-17.028	74.000	PEAK
7		7750.000	0.153	55.105	55.258	-18.742	74.000	PEAK

Note:

1. All readings above 1GHz are performed with peak and/or average measurements as necessary.
2. Peak measurements: RBW = 1MHz, VBW = 1MHz, Sweep: Auto.
3. Average measurements: RBW = 1MHz, VBW = 10 Hz, Sweep: Auto.
4. “ * ”, means this data is the worst emission level.
5. Measurement Level = Reading Level + Correct Factor.
6. The average measurement was not performed when the peak measured data under the limit of average detection.

Site : CB1	**Time : 2015/07/18 - 16:48**
Limit : FCC_SpartC_15.209_03M_AV	**Margin : 6**
Probe : CB1_FCC_EFS_1-18G_H2 - HORIZONTAL	**Power : AC 120V/60Hz**
EUT : Full HD Ultra-Wide View Wi-Fi Camera	**Note : 802.11n20_5785MHz**

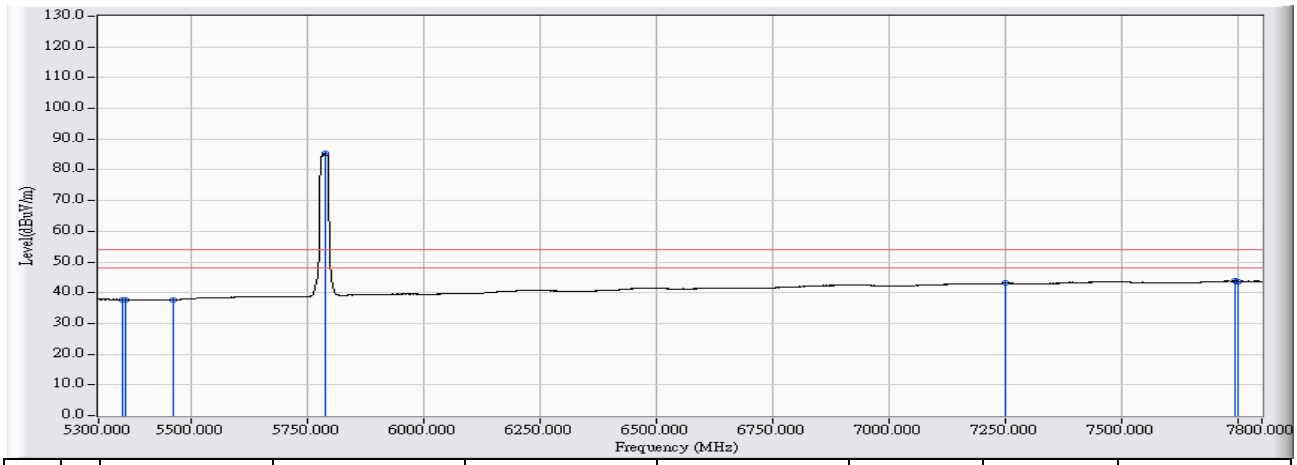

		Frequency (MHz)	Correct Factor (dB)	Reading Level (dBuV)	Measure Level (dBuV/m)	Margin (dB)	Limit (dBuV/m)	Detector Type
1		5350.000	-6.666	44.365	37.699	-16.301	54.000	AVERAGE
2		5357.500	-6.652	44.309	37.657	-16.343	54.000	AVERAGE
3		5460.000	-6.457	44.156	37.699	-16.301	54.000	AVERAGE
4	*	5787.500	-5.477	90.710	85.233	31.233	54.000	AVERAGE
5		7250.000	-0.741	43.827	43.085	-10.915	54.000	AVERAGE
6		7741.250	0.145	43.680	43.825	-10.175	54.000	AVERAGE
7		7750.000	0.153	43.550	43.703	-10.297	54.000	AVERAGE

Note:

1. All readings above 1GHz are performed with peak and/or average measurements as necessary.
2. Peak measurements: RBW = 1MHz, VBW = 1MHz, Sweep: Auto.
3. Average measurements: RBW = 1MHz, VBW = 10 Hz, Sweep: Auto.
4. “ * ”, means this data is the worst emission level.
5. Measurement Level = Reading Level + Correct Factor.
6. The average measurement was not performed when the peak measured data under the limit of average detection.

Site : CB1	**Time : 2015/07/18 - 16:52**
Limit : FCC_SPARTE_15.407_H_Band4_03M_PK	**Margin : 6**
Probe : CB1_FCC_EFS_1-18G_H2 - VERTICAL	**Power : AC 120V/60Hz**
EUT : Full HD Ultra-Wide View Wi-Fi Camera	**Note : 802.11n20_5785MHz**

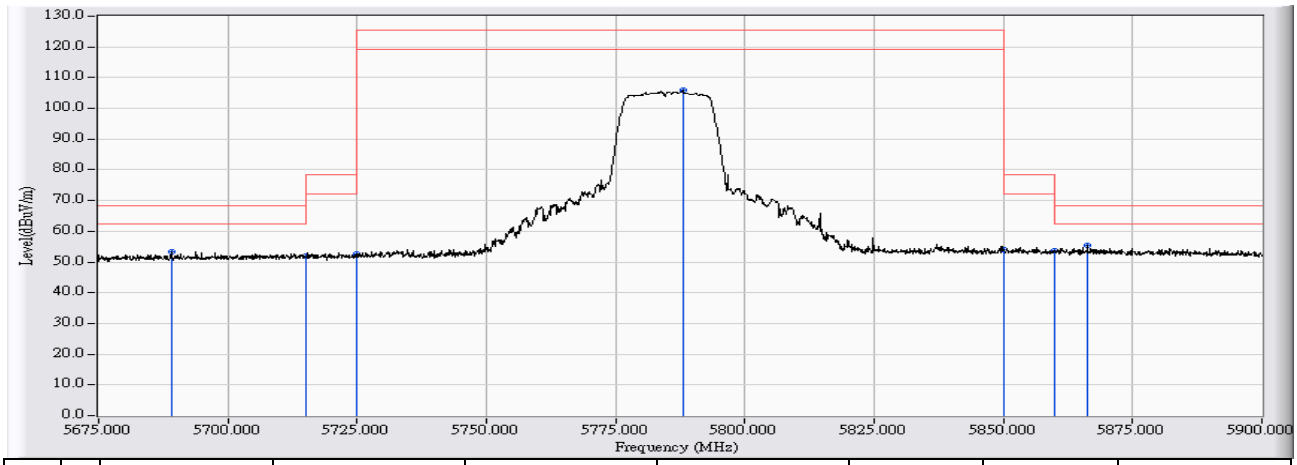

		Frequency (MHz)	Correct Factor (dB)	Reading Level (dBuV)	Measure Level (dBuV/m)	Margin (dB)	Limit (dBuV/m)	Detector Type
1		5689.062	-5.850	59.260	53.410	-14.890	68.300	PEAK
2		5715.000	-5.740	57.583	51.843	-16.457	68.300	PEAK
3		5725.000	-5.699	58.361	52.662	-25.638	78.300	PEAK
4		5787.950	-5.439	111.360	105.921	-19.379	125.300	PEAK
5		5850.000	-5.177	59.301	54.124	-24.176	78.300	PEAK
6		5860.000	-5.135	58.688	53.554	-14.746	68.300	PEAK
7	*	5866.250	-5.108	60.441	55.333	-12.967	68.300	PEAK

Note:

1. All readings above 1GHz are performed with peak and/or average measurements as necessary.
2. Peak measurements: RBW = 1MHz, VBW = 1MHz, Sweep: Auto.
3. Average measurements: RBW = 1MHz, VBW = 10 Hz, Sweep: Auto.
4. " * ", means this data is the worst emission level.
5. Measurement Level = Reading Level + Correct Factor.
6. The average measurement was not performed when the peak measured data under the limit of average detection.

Site : CB1	**Time : 2015/07/18 - 16:53**
Limit : FCC_SpartC_15.209_03M_PK	**Margin : 6**
Probe : CB1_FCC_EFS_1-18G_H2 - VERTICAL	**Power : AC 120V/60Hz**
EUT : Full HD Ultra-Wide View Wi-Fi Camera	**Note : 802.11n20_5785MHz**

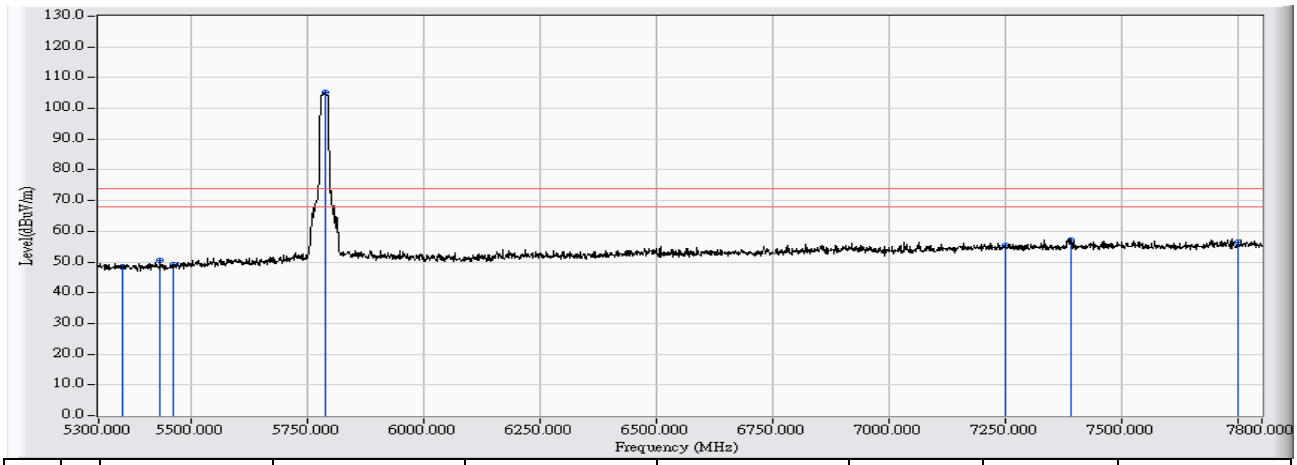

		Frequency (MHz)	Correct Factor (dB)	Reading Level (dBuV)	Measure Level (dBuV/m)	Margin (dB)	Limit (dBuV/m)	Detector Type
1		5350.000	-7.115	55.708	48.593	-25.407	74.000	PEAK
2		5432.500	-6.868	57.355	50.487	-23.513	74.000	PEAK
3		5460.000	-6.784	56.003	49.219	-24.781	74.000	PEAK
4	*	5787.500	-5.440	110.658	105.218	31.218	74.000	PEAK
5		7250.000	0.214	55.257	55.471	-18.529	74.000	PEAK
6		7388.750	0.582	56.616	57.199	-16.801	74.000	PEAK
7		7750.000	1.404	55.175	56.579	-17.421	74.000	PEAK

Note:

1. All readings above 1GHz are performed with peak and/or average measurements as necessary.
2. Peak measurements: RBW = 1MHz, VBW = 1MHz, Sweep: Auto.
3. Average measurements: RBW = 1MHz, VBW = 10 Hz, Sweep: Auto.
4. “ * ”, means this data is the worst emission level.
5. Measurement Level = Reading Level + Correct Factor.
6. The average measurement was not performed when the peak measured data under the limit of average detection.

Site : CB1	**Time : 2015/07/18 - 16:57**
Limit : FCC_SpartC_15.209_03M_AV	**Margin : 6**
Probe : CB1_FCC_EFS_1-18G_H2 - VERTICAL	**Power : AC 120V/60Hz**
EUT : Full HD Ultra-Wide View Wi-Fi Camera	**Note : 802.11n20_5785MHz**

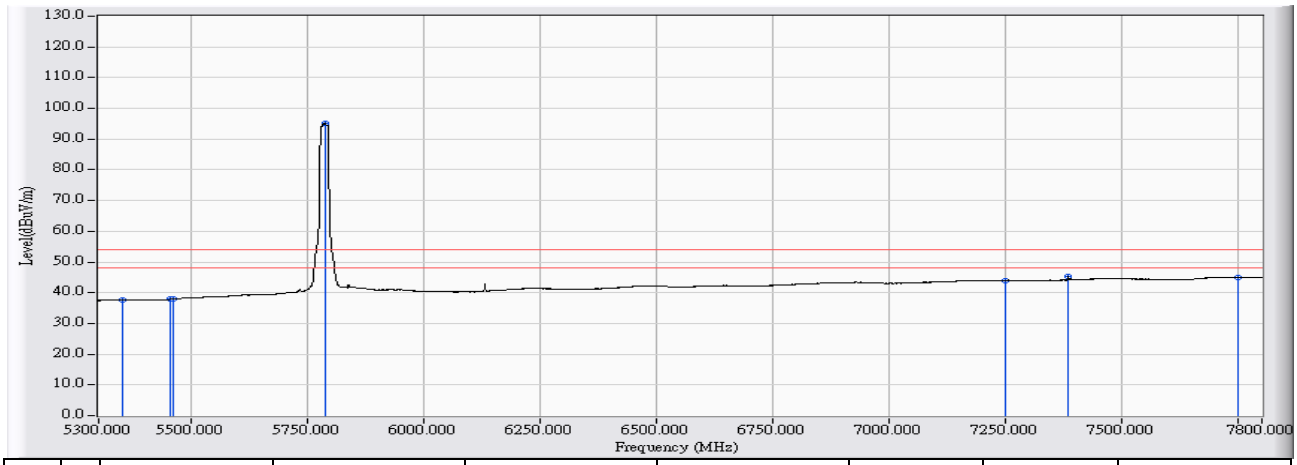

		Frequency (MHz)	Correct Factor (dB)	Reading Level (dBuV)	Measure Level (dBuV/m)	Margin (dB)	Limit (dBuV/m)	Detector Type
1		5350.000	-7.115	44.695	37.580	-16.420	54.000	AVERAGE
2		5452.500	-6.807	44.680	37.873	-16.127	54.000	AVERAGE
3		5460.000	-6.784	44.775	37.991	-16.009	54.000	AVERAGE
4	*	5786.250	-5.447	100.589	95.143	41.143	54.000	AVERAGE
5		7250.000	0.214	43.844	44.058	-9.942	54.000	AVERAGE
6		7383.750	0.568	44.811	45.379	-8.621	54.000	AVERAGE
7		7750.000	1.404	43.544	44.948	-9.052	54.000	AVERAGE

Note:

1. All readings above 1GHz are performed with peak and/or average measurements as necessary.
2. Peak measurements: RBW = 1MHz, VBW = 1MHz, Sweep: Auto.
3. Average measurements: RBW = 1MHz, VBW = 10 Hz, Sweep: Auto.
4. “ * ”, means this data is the worst emission level.
5. Measurement Level = Reading Level + Correct Factor.
6. The average measurement was not performed when the peak measured data under the limit of average detection.

Site : CB1	**Time : 2015/07/18 - 17:01**
Limit : FCC_SPARTE_15.407_H_Band4_03M_PK	**Margin : 6**
Probe : CB1_FCC_EFS_1-18G_H2 - HORIZONTAL	**Power : AC 120V/60Hz**
EUT : Full HD Ultra-Wide View Wi-Fi Camera	**Note : 802.11n20_5825MHz**

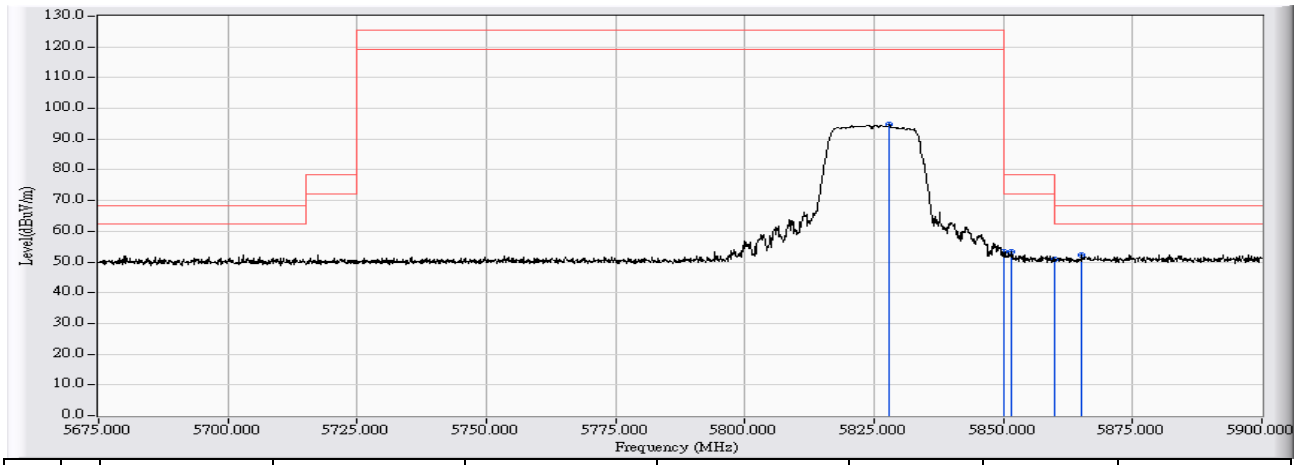

		Frequency (MHz)	Correct Factor (dB)	Reading Level (dBuV)	Measure Level (dBuV/m)	Margin (dB)	Limit (dBuV/m)	Detector Type
1		5827.888	-5.352	100.035	94.683	-30.617	125.300	PEAK
2		5850.000	-5.283	58.488	53.205	-25.095	78.300	PEAK
3		5851.513	-5.278	58.682	53.404	-24.896	78.300	PEAK
4		5860.000	-5.252	56.204	50.952	-17.348	68.300	PEAK
5	*	5865.125	-5.235	57.601	52.365	-15.935	68.300	PEAK

Note:

1. All readings above 1GHz are performed with peak and/or average measurements as necessary.
2. Peak measurements: RBW = 1MHz, VBW = 1MHz, Sweep: Auto.
3. Average measurements: RBW = 1MHz, VBW = 10 Hz, Sweep: Auto.
4. " * ", means this data is the worst emission level.
5. Measurement Level = Reading Level + Correct Factor.
6. The average measurement was not performed when the peak measured data under the limit of average detection.

Site : CB1	**Time : 2015/07/18 - 17:02**
Limit : FCC_SpartC_15.209_03M_PK	**Margin : 6**
Probe : CB1_FCC_EFS_1-18G_H2 - HORIZONTAL	**Power : AC 120V/60Hz**
EUT : Full HD Ultra-Wide View Wi-Fi Camera	**Note : 802.11n20_5825MHz**

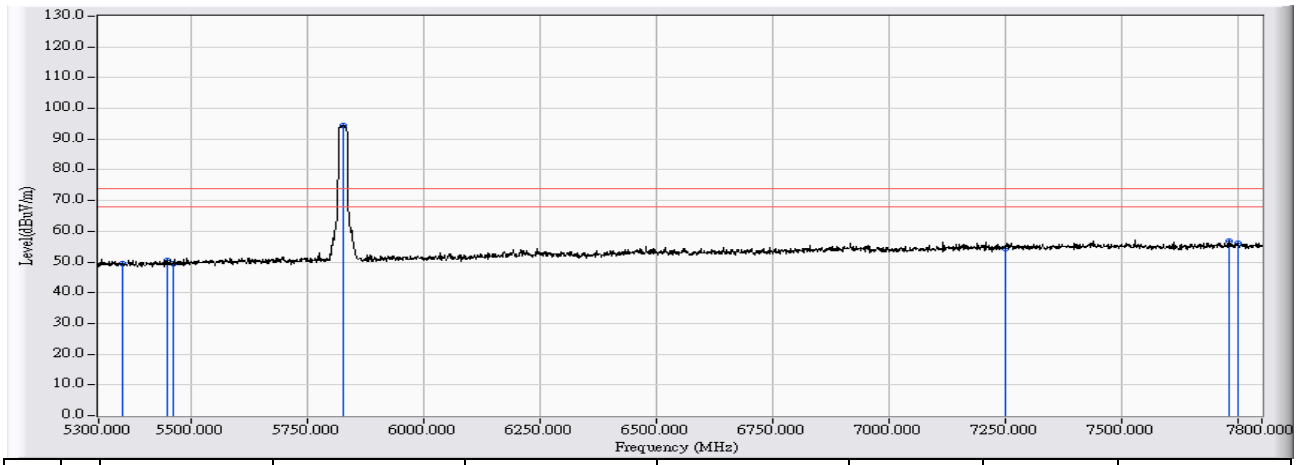

		Frequency (MHz)	Correct Factor (dB)	Reading Level (dBuV)	Measure Level (dBuV/m)	Margin (dB)	Limit (dBuV/m)	Detector Type
1		5350.000	-6.666	56.223	49.557	-24.443	74.000	PEAK
2		5446.250	-6.484	57.136	50.652	-23.348	74.000	PEAK
3		5460.000	-6.457	55.954	49.497	-24.503	74.000	PEAK
4	*	5826.250	-5.358	99.821	94.464	20.464	74.000	PEAK
5		7250.000	-0.741	54.998	54.256	-19.744	74.000	PEAK
6		7730.000	0.134	56.567	56.701	-17.299	74.000	PEAK
7		7750.000	0.153	55.806	55.959	-18.041	74.000	PEAK

Note:

1. All readings above 1GHz are performed with peak and/or average measurements as necessary.
2. Peak measurements: RBW = 1MHz, VBW = 1MHz, Sweep: Auto.
3. Average measurements: RBW = 1MHz, VBW = 10 Hz, Sweep: Auto.
4. “ * ”, means this data is the worst emission level.
5. Measurement Level = Reading Level + Correct Factor.
6. The average measurement was not performed when the peak measured data under the limit of average detection.

Site : CB1	**Time : 2015/07/18 - 17:06**
Limit : FCC_SpartC_15.209_03M_AV	**Margin : 6**
Probe : CB1_FCC_EFS_1-18G_H2 - HORIZONTAL	**Power : AC 120V/60Hz**
EUT : Full HD Ultra-Wide View Wi-Fi Camera	**Note : 802.11a_5825MHz**

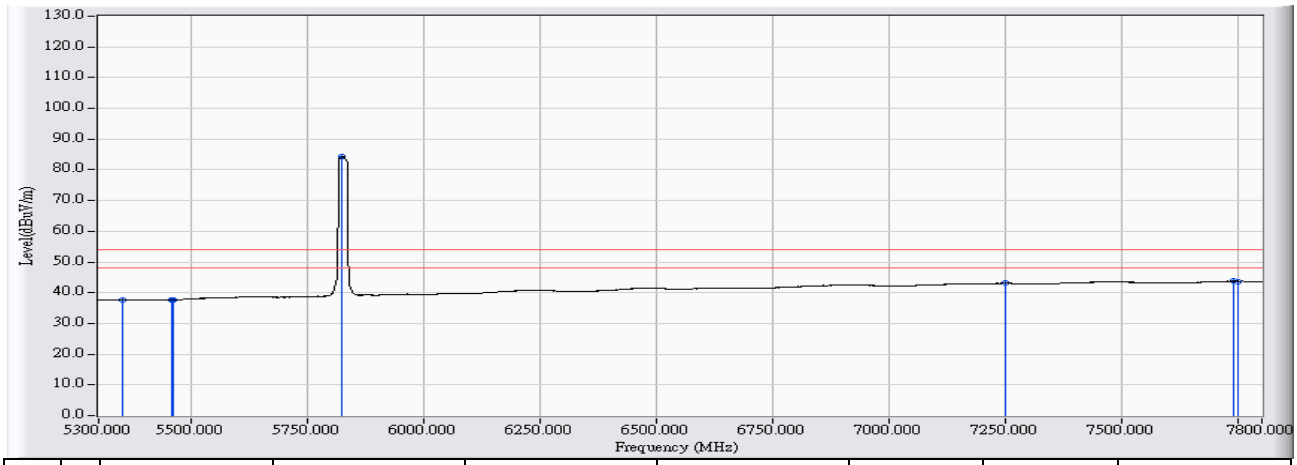

		Frequency (MHz)	Correct Factor (dB)	Reading Level (dBuV)	Measure Level (dBuV/m)	Margin (dB)	Limit (dBuV/m)	Detector Type
1		5350.000	-6.666	44.294	37.628	-16.372	54.000	AVERAGE
2		5456.250	-6.465	44.110	37.646	-16.354	54.000	AVERAGE
3		5460.000	-6.457	44.174	37.717	-16.283	54.000	AVERAGE
4	*	5823.750	-5.365	89.819	84.454	30.454	54.000	AVERAGE
5		7250.000	-0.741	43.809	43.067	-10.933	54.000	AVERAGE
6		7737.500	0.141	43.603	43.744	-10.256	54.000	AVERAGE
7		7750.000	0.153	43.564	43.717	-10.283	54.000	AVERAGE

Note:

1. All readings above 1GHz are performed with peak and/or average measurements as necessary.
2. Peak measurements: RBW = 1MHz, VBW = 1MHz, Sweep: Auto.
3. Average measurements: RBW = 1MHz, VBW = 10 Hz, Sweep: Auto.
4. “ * ”, means this data is the worst emission level.
5. Measurement Level = Reading Level + Correct Factor.
6. The average measurement was not performed when the peak measured data under the limit of average detection.

Site : CB1	**Time : 2015/07/18 - 17:12**
Limit : FCC_SPARTE_15.407_H_Band4_03M_PK	**Margin : 6**
Probe : CB1_FCC_EFS_1-18G_H2 - VERTICAL	**Power : AC 120V/60Hz**
EUT : Full HD Ultra-Wide View Wi-Fi Camera	**Note : 802.11n20_5825MHz**

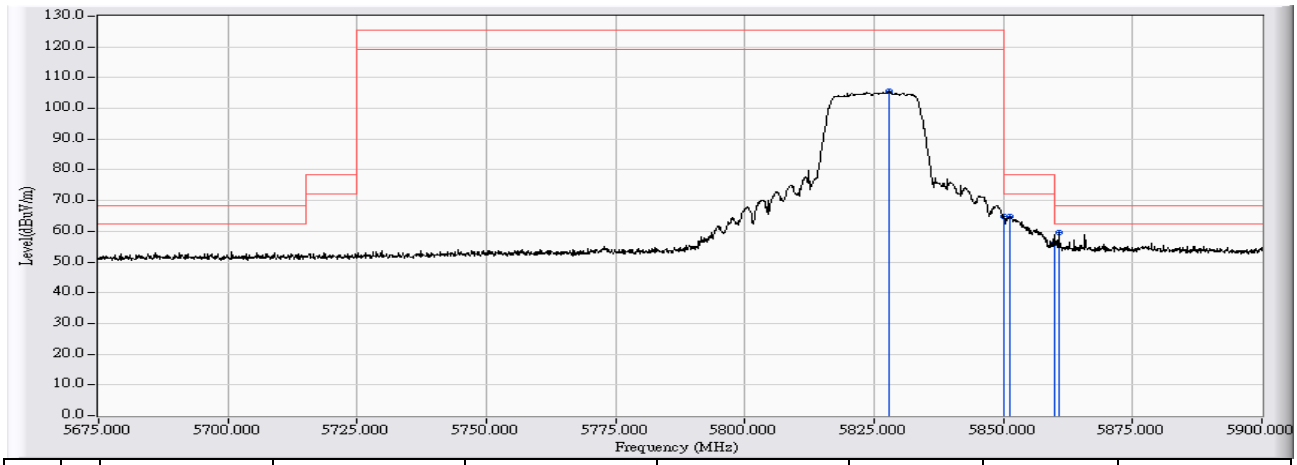

		Frequency (MHz)	Correct Factor (dB)	Reading Level (dBuV)	Measure Level (dBuV/m)	Margin (dB)	Limit (dBuV/m)	Detector Type
1		5827.888	-5.271	110.793	105.522	-19.778	125.300	PEAK
2		5850.000	-5.177	70.157	64.980	-13.320	78.300	PEAK
3		5851.175	-5.171	69.981	64.809	-13.491	78.300	PEAK
4		5860.000	-5.135	61.158	56.024	-12.276	68.300	PEAK
5	*	5860.625	-5.133	64.802	59.670	-8.630	68.300	PEAK

Note:

1. All readings above 1GHz are performed with peak and/or average measurements as necessary.
2. Peak measurements: RBW = 1MHz, VBW = 1MHz, Sweep: Auto.
3. Average measurements: RBW = 1MHz, VBW = 10 Hz, Sweep: Auto.
4. " * ", means this data is the worst emission level.
5. Measurement Level = Reading Level + Correct Factor.
6. The average measurement was not performed when the peak measured data under the limit of average detection.

Site : CB1	**Time : 2015/07/18 - 17:13**
Limit : FCC_SpartC_15.209_03M_PK	**Margin : 6**
Probe : CB1_FCC_EFS_1-18G_H2 - VERTICAL	**Power : AC 120V/60Hz**
EUT : Full HD Ultra-Wide View Wi-Fi Camera	**Note : 802.11n20_5825MHz**

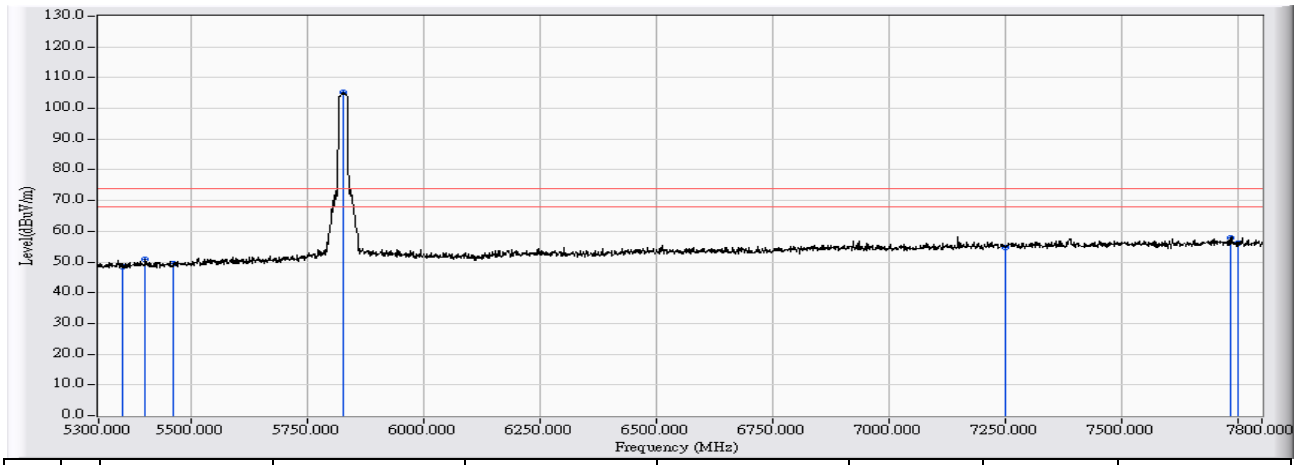

		Frequency (MHz)	Correct Factor (dB)	Reading Level (dBuV)	Measure Level (dBuV/m)	Margin (dB)	Limit (dBuV/m)	Detector Type
1		5350.000	-7.115	55.395	48.280	-25.720	74.000	PEAK
2		5400.000	-6.967	57.958	50.991	-23.009	74.000	PEAK
3		5460.000	-6.784	56.310	49.526	-24.474	74.000	PEAK
4	*	5826.250	-5.278	110.436	105.158	31.158	74.000	PEAK
5		7250.000	0.214	54.596	54.810	-19.190	74.000	PEAK
6		7731.250	1.373	56.564	57.937	-16.063	74.000	PEAK
7		7750.000	1.404	54.845	56.249	-17.751	74.000	PEAK

Note:

1. All readings above 1GHz are performed with peak and/or average measurements as necessary.
2. Peak measurements: RBW = 1MHz, VBW = 1MHz, Sweep: Auto.
3. Average measurements: RBW = 1MHz, VBW = 10 Hz, Sweep: Auto.
4. “ * ”, means this data is the worst emission level.
5. Measurement Level = Reading Level + Correct Factor.
6. The average measurement was not performed when the peak measured data under the limit of average detection.

Site : CB1	**Time : 2015/07/18 - 17:17**
Limit : FCC_SpartC_15.209_03M_AV	**Margin : 6**
Probe : CB1_FCC_EFS_1-18G_H2 - VERTICAL	**Power : AC 120V/60Hz**
EUT : Full HD Ultra-Wide View Wi-Fi Camera	**Note : 802.11n20_5825MHz**

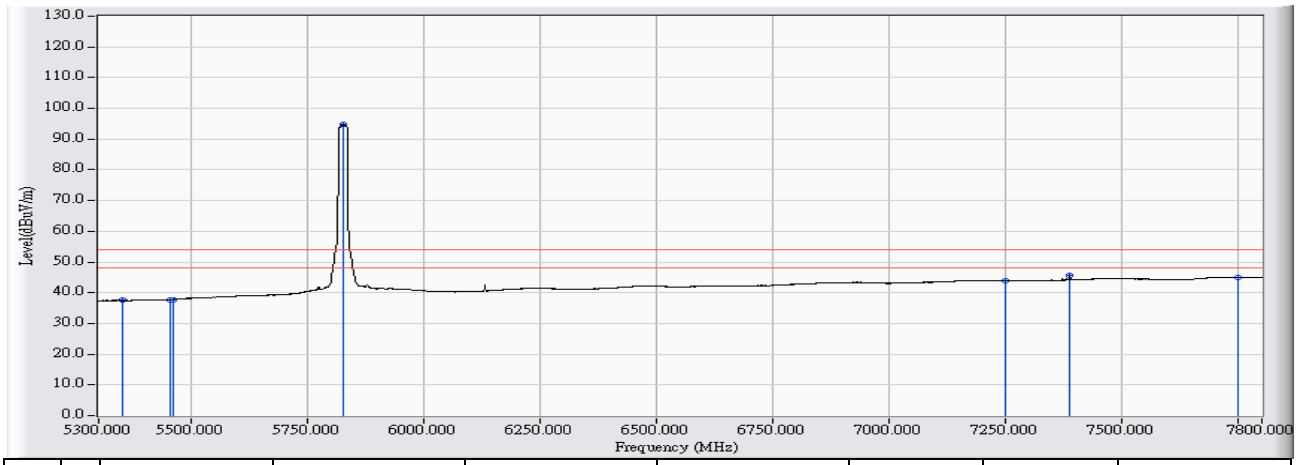

		Frequency (MHz)	Correct Factor (dB)	Reading Level (dBuV)	Measure Level (dBuV/m)	Margin (dB)	Limit (dBuV/m)	Detector Type
1		5350.000	-7.115	44.619	37.504	-16.496	54.000	AVERAGE
2		5452.500	-6.807	44.508	37.701	-16.299	54.000	AVERAGE
3		5460.000	-6.784	44.562	37.778	-16.222	54.000	AVERAGE
4	*	5826.250	-5.278	100.219	94.941	40.941	54.000	AVERAGE
5		7250.000	0.214	43.853	44.067	-9.933	54.000	AVERAGE
6		7386.250	0.576	44.998	45.574	-8.426	54.000	AVERAGE
7		7750.000	1.404	43.570	44.974	-9.026	54.000	AVERAGE

Note:

1. All readings above 1GHz are performed with peak and/or average measurements as necessary.
2. Peak measurements: RBW = 1MHz, VBW = 1MHz, Sweep: Auto.
3. Average measurements: RBW = 1MHz, VBW = 10 Hz, Sweep: Auto.
4. “ * ”, means this data is the worst emission level.
5. Measurement Level = Reading Level + Correct Factor.
6. The average measurement was not performed when the peak measured data under the limit of average detection.

Site : CB1	**Time : 2015/07/18 - 17:21**
Limit : FCC_SPARTE_15.407_H_Band4_03M_PK	**Margin : 6**
Probe : CB1_FCC_EFS_1-18G_H2 - HORIZONTAL	**Power : AC 120V/60Hz**
EUT : Full HD Ultra-Wide View Wi-Fi Camera	**Note : 802.11n40_5755MHz**

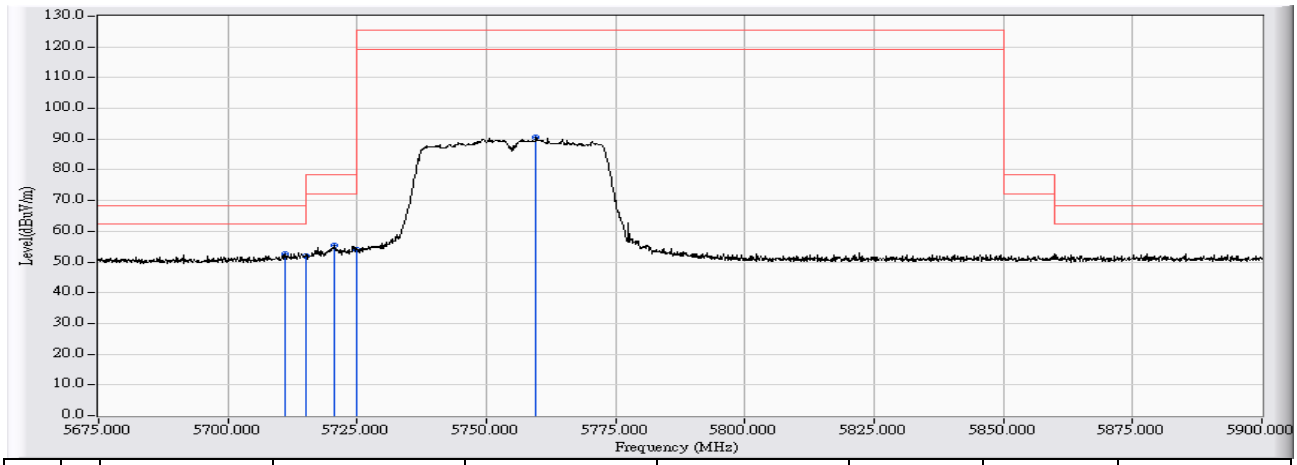

		Frequency (MHz)	Correct Factor (dB)	Reading Level (dBuV)	Measure Level (dBuV/m)	Margin (dB)	Limit (dBuV/m)	Detector Type
1	*	5711.000	-5.709	58.182	52.473	-15.827	68.300	PEAK
2		5715.000	-5.697	57.529	51.832	-16.468	68.300	PEAK
3		5720.562	-5.680	60.977	55.297	-23.003	78.300	PEAK
4		5725.000	-5.667	59.597	53.930	-24.370	78.300	PEAK
5		5759.600	-5.562	96.030	90.468	-34.832	125.300	PEAK

Note:

1. All readings above 1GHz are performed with peak and/or average measurements as necessary.
2. Peak measurements: RBW = 1MHz, VBW = 1MHz, Sweep: Auto.
3. Average measurements: RBW = 1MHz, VBW = 10 Hz, Sweep: Auto.
4. “ * ”, means this data is the worst emission level.
5. Measurement Level = Reading Level + Correct Factor.
6. The average measurement was not performed when the peak measured data under the limit of average detection.

Site : CB1	**Time : 2015/07/18 - 17:22**
Limit : FCC_SpartC_15.209_03M_PK	**Margin : 6**
Probe : CB1_FCC_EFS_1-18G_H2 - HORIZONTAL	**Power : AC 120V/60Hz**
EUT : Full HD Ultra-Wide View Wi-Fi Camera	**Note : 802.11n40_5755MHz**

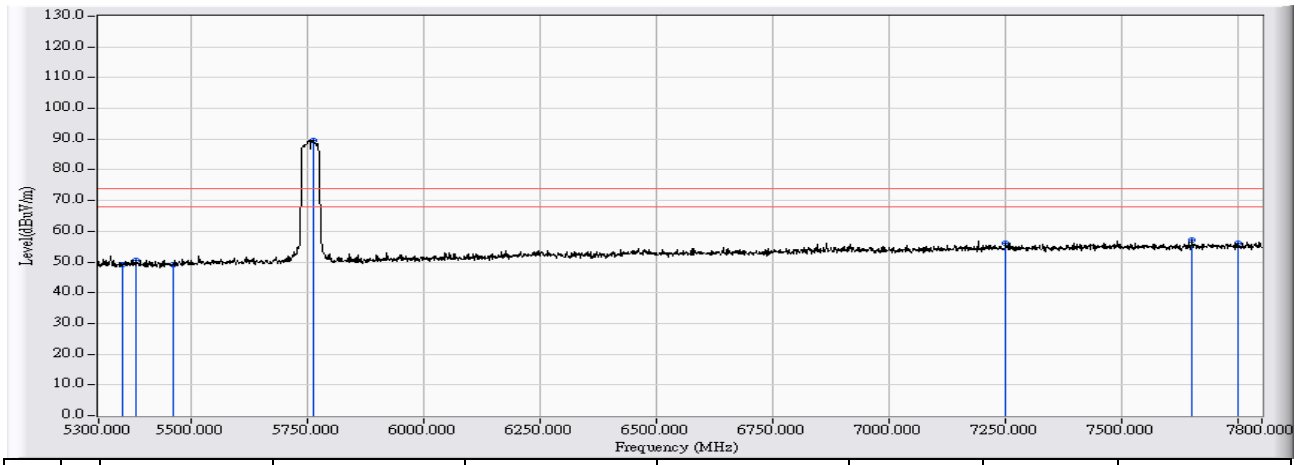

		Frequency (MHz)	Correct Factor (dB)	Reading Level (dBuV)	Measure Level (dBuV/m)	Margin (dB)	Limit (dBuV/m)	Detector Type
1		5350.000	-6.666	55.886	49.220	-24.780	74.000	PEAK
2		5378.750	-6.614	57.304	50.691	-23.309	74.000	PEAK
3		5460.000	-6.457	55.691	49.234	-24.766	74.000	PEAK
4	*	5760.000	-5.561	95.237	89.676	15.676	74.000	PEAK
5		7250.000	-0.741	57.001	56.259	-17.741	74.000	PEAK
6		7650.000	0.046	57.064	57.110	-16.890	74.000	PEAK
7		7750.000	0.153	55.996	56.149	-17.851	74.000	PEAK

Note:

1. All readings above 1GHz are performed with peak and/or average measurements as necessary.
2. Peak measurements: RBW = 1MHz, VBW = 1MHz, Sweep: Auto.
3. Average measurements: RBW = 1MHz, VBW = 10 Hz, Sweep: Auto.
4. “ * ”, means this data is the worst emission level.
5. Measurement Level = Reading Level + Correct Factor.
6. The average measurement was not performed when the peak measured data under the limit of average detection.

Site : CB1	**Time : 2015/07/18 - 17:26**
Limit : FCC_SpartC_15.209_03M_AV	**Margin : 6**
Probe : CB1_FCC_EFS_1-18G_H2 - HORIZONTAL	**Power : AC 120V/60Hz**
EUT : Full HD Ultra-Wide View Wi-Fi Camera	**Note : 802.11n40_5755MHz**

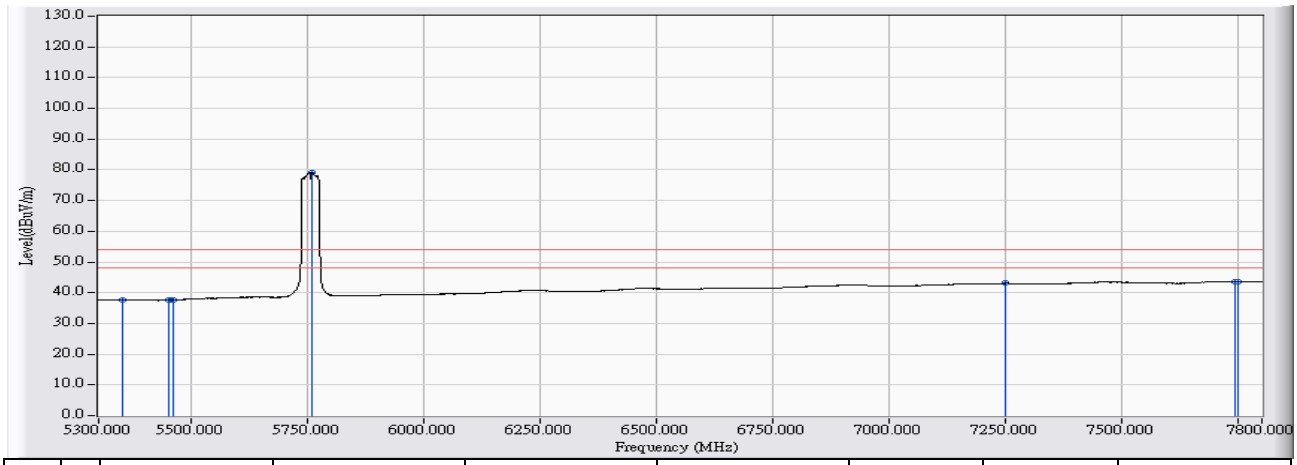

		Frequency (MHz)	Correct Factor (dB)	Reading Level (dBuV)	Measure Level (dBuV/m)	Margin (dB)	Limit (dBuV/m)	Detector Type
1		5350.000	-6.666	44.315	37.649	-16.351	54.000	AVERAGE
2		5450.000	-6.476	44.025	37.549	-16.451	54.000	AVERAGE
3		5460.000	-6.457	44.108	37.651	-16.349	54.000	AVERAGE
4	*	5757.500	-5.568	84.565	78.997	24.997	54.000	AVERAGE
5		7250.000	-0.741	43.792	43.050	-10.950	54.000	AVERAGE
6		7741.250	0.145	43.495	43.640	-10.360	54.000	AVERAGE
7		7750.000	0.153	43.423	43.576	-10.424	54.000	AVERAGE

Note:

1. All readings above 1GHz are performed with peak and/or average measurements as necessary.
2. Peak measurements: RBW = 1MHz, VBW = 1MHz, Sweep: Auto.
3. Average measurements: RBW = 1MHz, VBW = 10 Hz, Sweep: Auto.
4. “ * ”, means this data is the worst emission level.
5. Measurement Level = Reading Level + Correct Factor.
6. The average measurement was not performed when the peak measured data under the limit of average detection.

Site : CB1	**Time : 2015/07/18 - 17:30**
Limit : FCC_SPARTE_15.407_H_Band4_03M_PK	**Margin : 6**
Probe : CB1_FCC_EFS_1-18G_H2 - VERTICAL	**Power : AC 120V/60Hz**
EUT : Full HD Ultra-Wide View Wi-Fi Camera	**Note : 802.11n40_5755MHz**

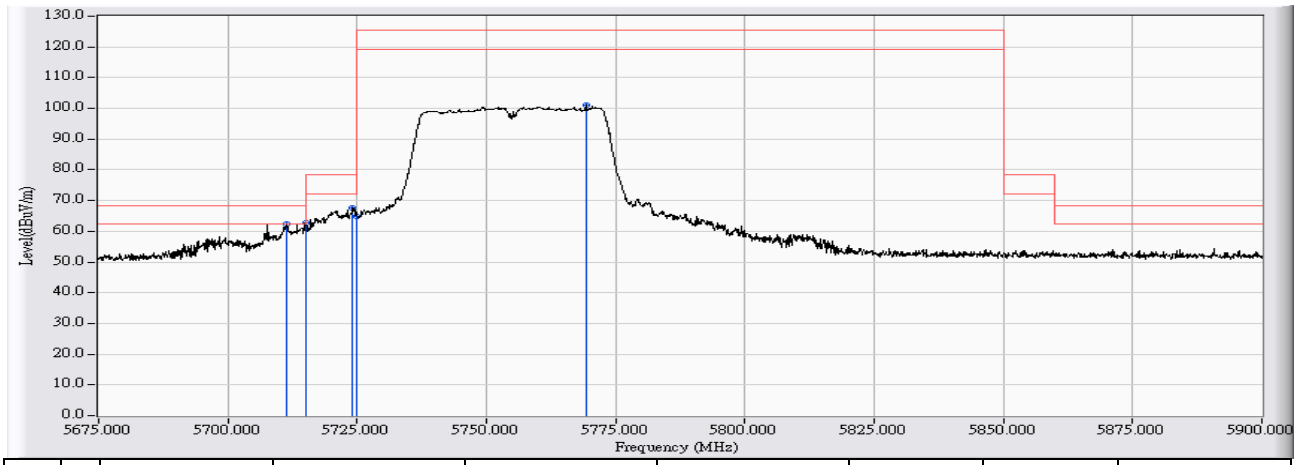

		Frequency (MHz)	Correct Factor (dB)	Reading Level (dBuV)	Measure Level (dBuV/m)	Margin (dB)	Limit (dBuV/m)	Detector Type
1		5711.450	-5.755	68.049	62.294	-6.006	68.300	PEAK
2	*	5715.000	-5.740	68.556	62.816	-5.484	68.300	PEAK
3		5724.050	-5.703	73.291	67.588	-10.712	78.300	PEAK
4		5725.000	-5.699	70.686	64.987	-13.313	78.300	PEAK
5		5769.275	-5.516	106.605	101.089	-24.211	125.300	PEAK

Note:

1. All readings above 1GHz are performed with peak and/or average measurements as necessary.
2. Peak measurements: RBW = 1MHz, VBW = 1MHz, Sweep: Auto.
3. Average measurements: RBW = 1MHz, VBW = 10 Hz, Sweep: Auto.
4. “ * ”, means this data is the worst emission level.
5. Measurement Level = Reading Level + Correct Factor.
6. The average measurement was not performed when the peak measured data under the limit of average detection.

Site : CB1	**Time : 2015/07/18 - 17:32**
Limit : FCC_SpartC_15.209_03M_PK	**Margin : 6**
Probe : CB1_FCC_EFS_1-18G_H2 - VERTICAL	**Power : AC 120V/60Hz**
EUT : Full HD Ultra-Wide View Wi-Fi Camera	**Note : 802.11n40_5755MHz**

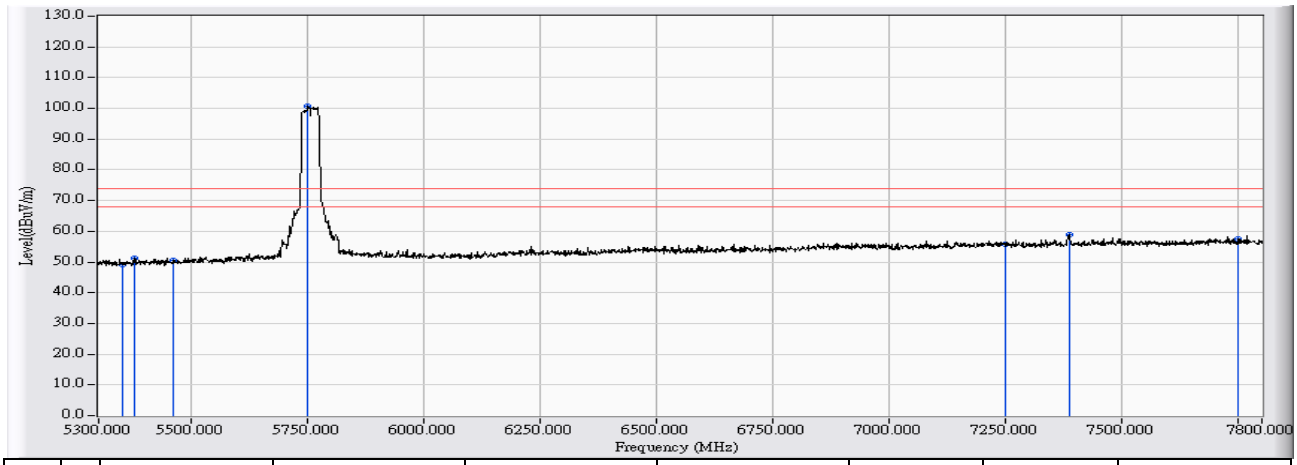

		Frequency (MHz)	Correct Factor (dB)	Reading Level (dBuV)	Measure Level (dBuV/m)	Margin (dB)	Limit (dBuV/m)	Detector Type
1		5350.000	-7.115	56.392	49.277	-24.723	74.000	PEAK
2		5376.250	-7.038	58.301	51.264	-22.736	74.000	PEAK
3		5460.000	-6.784	57.328	50.544	-23.456	74.000	PEAK
4	*	5748.750	-5.601	106.154	100.553	26.553	74.000	PEAK
5		7250.000	0.214	55.547	55.761	-18.239	74.000	PEAK
6		7385.000	0.571	58.254	58.826	-15.174	74.000	PEAK
7		7750.000	1.404	56.087	57.491	-16.509	74.000	PEAK

Note:

1. All readings above 1GHz are performed with peak and/or average measurements as necessary.
2. Peak measurements: RBW = 1MHz, VBW = 1MHz, Sweep: Auto.
3. Average measurements: RBW = 1MHz, VBW = 10 Hz, Sweep: Auto.
4. “ * ”, means this data is the worst emission level.
5. Measurement Level = Reading Level + Correct Factor.
6. The average measurement was not performed when the peak measured data under the limit of average detection.

Site : CB1	**Time : 2015/07/18 - 17:36**
Limit : FCC_SpartC_15.209_03M_AV	**Margin : 6**
Probe : CB1_FCC_EFS_1-18G_H2 - VERTICAL	**Power : AC 120V/60Hz**
EUT : Full HD Ultra-Wide View Wi-Fi Camera	**Note : 802.11n40_5755MHz**

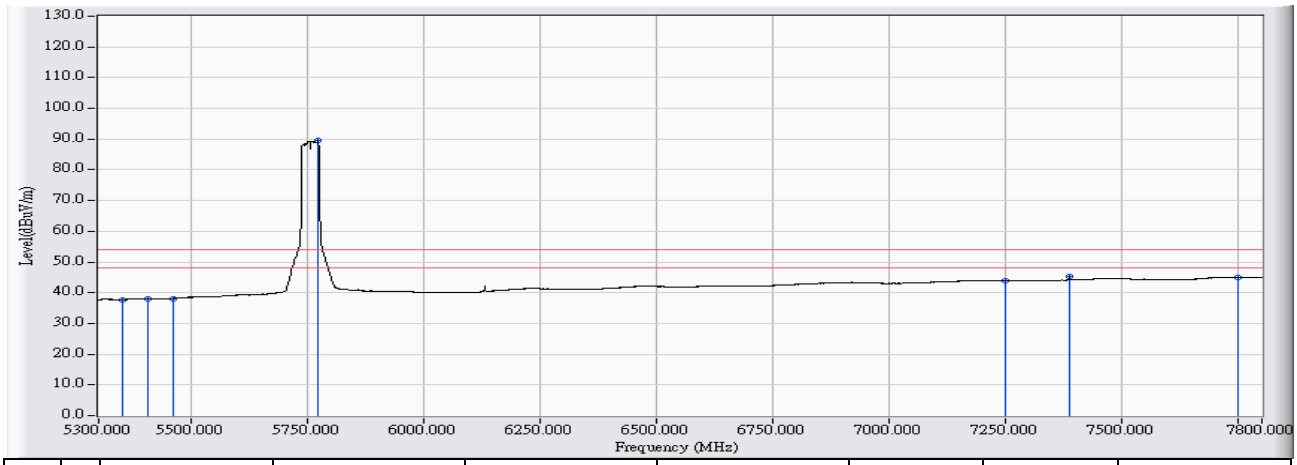

		Frequency (MHz)	Correct Factor (dB)	Reading Level (dBuV)	Measure Level (dBuV/m)	Margin (dB)	Limit (dBuV/m)	Detector Type
1		5350.000	-7.115	44.871	37.756	-16.244	54.000	AVERAGE
2		5405.000	-6.952	45.040	38.088	-15.912	54.000	AVERAGE
3		5460.000	-6.784	44.879	38.095	-15.905	54.000	AVERAGE
4	*	5771.250	-5.508	94.976	89.468	35.468	54.000	AVERAGE
5		7250.000	0.214	43.771	43.985	-10.015	54.000	AVERAGE
6		7386.250	0.576	44.636	45.212	-8.788	54.000	AVERAGE
7		7750.000	1.404	43.546	44.950	-9.050	54.000	AVERAGE

Note:

1. All readings above 1GHz are performed with peak and/or average measurements as necessary.
2. Peak measurements: RBW = 1MHz, VBW = 1MHz, Sweep: Auto.
3. Average measurements: RBW = 1MHz, VBW = 10 Hz, Sweep: Auto.
4. " * ", means this data is the worst emission level.
5. Measurement Level = Reading Level + Correct Factor.
6. The average measurement was not performed when the peak measured data under the limit of average detection.

Site : CB1	**Time : 2015/07/18 - 17:40**
Limit : FCC_SPARTE_15.407_H_Band4_03M_PK	**Margin : 6**
Probe : CB1_FCC_EFS_1-18G_H2 - HORIZONTAL	**Power : AC 120V/60Hz**
EUT : Full HD Ultra-Wide View Wi-Fi Camera	**Note : 802.11n40_5795MHz**

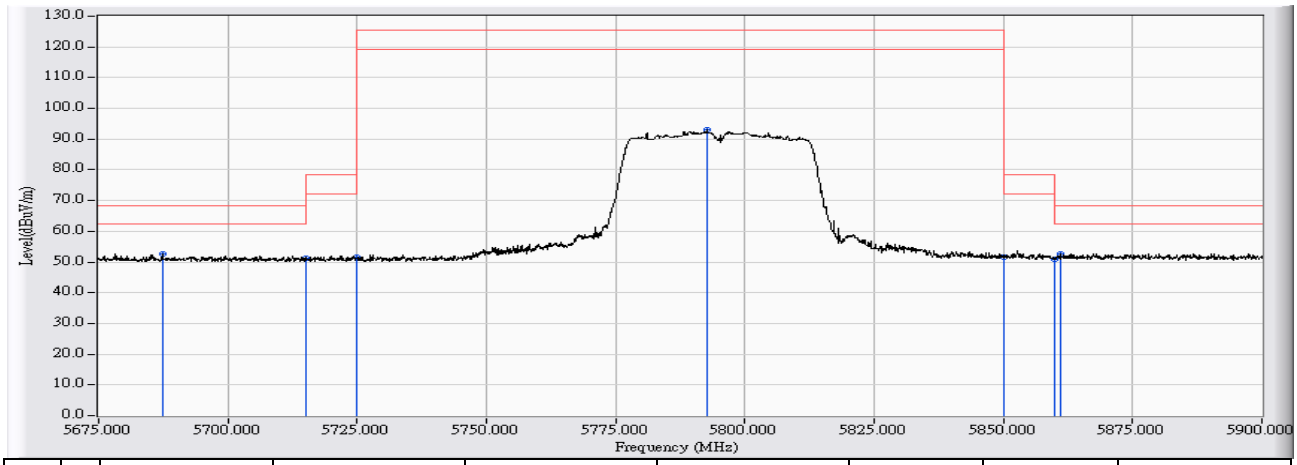

		Frequency (MHz)	Correct Factor (dB)	Reading Level (dBuV)	Measure Level (dBuV/m)	Margin (dB)	Limit (dBuV/m)	Detector Type
1		5687.375	-5.784	58.265	52.482	-15.818	68.300	PEAK
2		5715.000	-5.697	57.091	51.394	-16.906	68.300	PEAK
3		5725.000	-5.667	57.075	51.408	-26.892	78.300	PEAK
4		5792.675	-5.461	98.520	93.058	-32.242	125.300	PEAK
5		5850.000	-5.283	56.963	51.680	-26.620	78.300	PEAK
6		5860.000	-5.252	56.187	50.935	-17.365	68.300	PEAK
7	*	5861.075	-5.248	57.781	52.532	-15.768	68.300	PEAK

Note:

1. All readings above 1GHz are performed with peak and/or average measurements as necessary.
2. Peak measurements: RBW = 1MHz, VBW = 1MHz, Sweep: Auto.
3. Average measurements: RBW = 1MHz, VBW = 10 Hz, Sweep: Auto.
4. " * ", means this data is the worst emission level.
5. Measurement Level = Reading Level + Correct Factor.
6. The average measurement was not performed when the peak measured data under the limit of average detection.

Site : CB1	**Time : 2015/07/18 - 17:41**
Limit : FCC_SpartC_15.209_03M_PK	**Margin : 6**
Probe : CB1_FCC_EFS_1-18G_H2 - HORIZONTAL	**Power : AC 120V/60Hz**
EUT : Full HD Ultra-Wide View Wi-Fi Camera	**Note : 802.11n40_5795MHz**

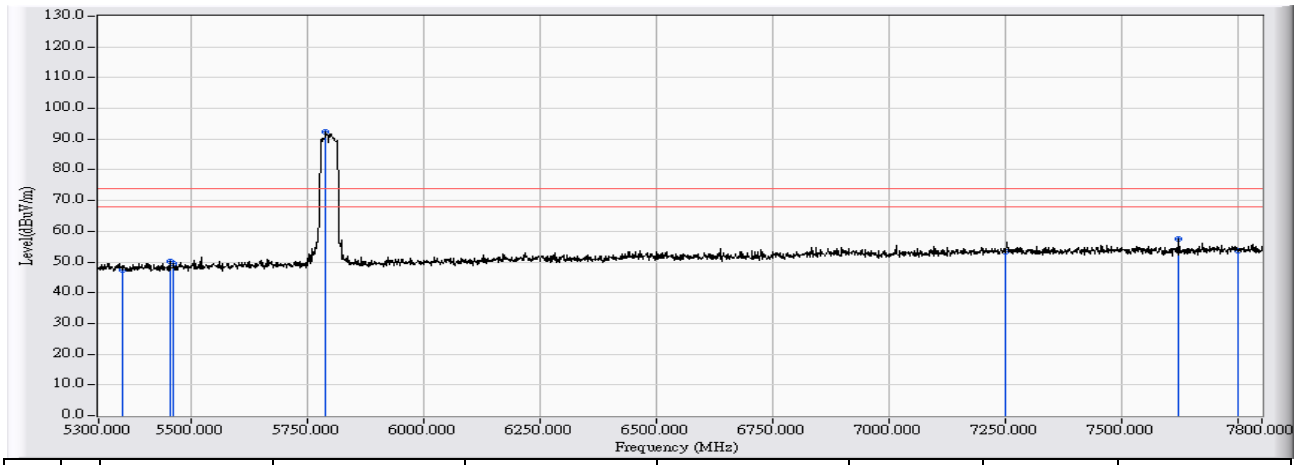

		Frequency (MHz)	Correct Factor (dB)	Reading Level (dBuV)	Measure Level (dBuV/m)	Margin (dB)	Limit (dBuV/m)	Detector Type
1		5350.000	-6.666	54.220	47.554	-26.446	74.000	PEAK
2		5452.500	-6.472	56.625	50.153	-23.847	74.000	PEAK
3		5460.000	-6.457	55.941	49.484	-24.516	74.000	PEAK
4	*	5788.750	-5.474	97.761	92.287	18.287	74.000	PEAK
5		7250.000	-0.741	53.934	53.192	-20.808	74.000	PEAK
6		7621.250	0.012	57.446	57.458	-16.542	74.000	PEAK
7		7750.000	0.153	53.432	53.585	-20.415	74.000	PEAK

Note:

1. All readings above 1GHz are performed with peak and/or average measurements as necessary.
2. Peak measurements: RBW = 1MHz, VBW = 1MHz, Sweep: Auto.
3. Average measurements: RBW = 1MHz, VBW = 10 Hz, Sweep: Auto.
4. “ * ”, means this data is the worst emission level.
5. Measurement Level = Reading Level + Correct Factor.
6. The average measurement was not performed when the peak measured data under the limit of average detection.

Site : CB1	**Time : 2015/07/18 - 17:45**
Limit : FCC_SpartC_15.209_03M_AV	**Margin : 6**
Probe : CB1_FCC_EFS_1-18G_H2 - HORIZONTAL	**Power : AC 120V/60Hz**
EUT : Full HD Ultra-Wide View Wi-Fi Camera	**Note : 802.11n40_5795MHz**

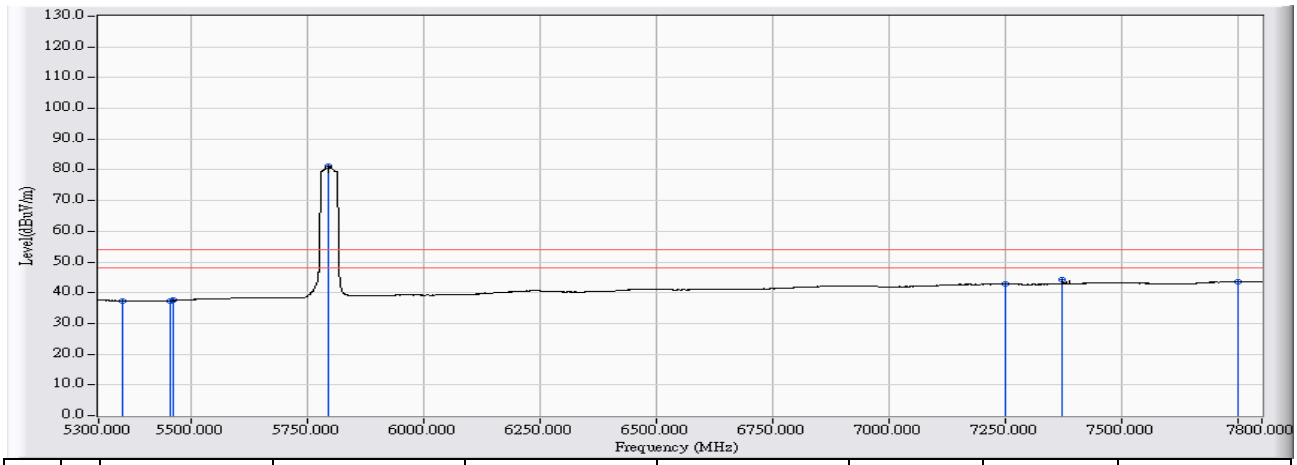

		Frequency (MHz)	Correct Factor (dB)	Reading Level (dBuV)	Measure Level (dBuV/m)	Margin (dB)	Limit (dBuV/m)	Detector Type
1		5350.000	-6.666	44.042	37.376	-16.624	54.000	AVERAGE
2		5452.500	-6.472	43.807	37.335	-16.665	54.000	AVERAGE
3		5460.000	-6.457	43.925	37.468	-16.532	54.000	AVERAGE
4	*	5792.500	-5.463	86.706	81.244	27.244	54.000	AVERAGE
5		7250.000	-0.741	43.549	42.807	-11.193	54.000	AVERAGE
6		7371.250	-0.467	44.557	44.090	-9.910	54.000	AVERAGE
7		7750.000	0.153	43.307	43.460	-10.540	54.000	AVERAGE

Note:

1. All readings above 1GHz are performed with peak and/or average measurements as necessary.
2. Peak measurements: RBW = 1MHz, VBW = 1MHz, Sweep: Auto.
3. Average measurements: RBW = 1MHz, VBW = 10 Hz, Sweep: Auto.
4. " * ", means this data is the worst emission level.
5. Measurement Level = Reading Level + Correct Factor.
6. The average measurement was not performed when the peak measured data under the limit of average detection.

Site : CB1	**Time : 2015/07/18 - 17:50**
Limit : FCC_SPARTE_15.407_H_Band4_03M_PK	**Margin : 6**
Probe : CB1_FCC_EFS_1-18G_H2 - VERTICAL	**Power : AC 120V/60Hz**
EUT : Full HD Ultra-Wide View Wi-Fi Camera	**Note : 802.11n40_5795MHz**

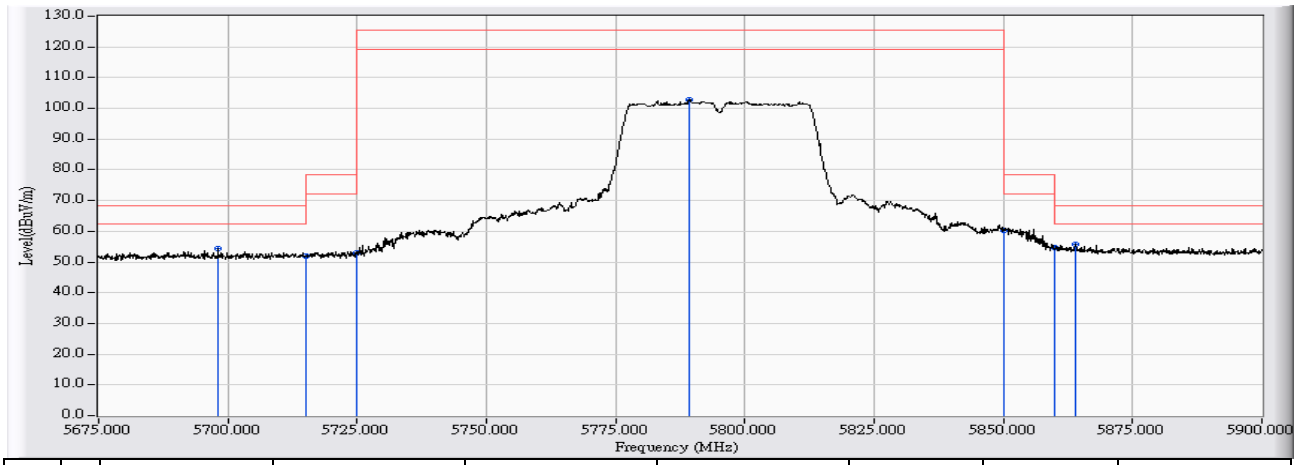

		Frequency (MHz)	Correct Factor (dB)	Reading Level (dBuV)	Measure Level (dBuV/m)	Margin (dB)	Limit (dBuV/m)	Detector Type
1		5698.062	-5.812	60.170	54.358	-13.942	68.300	PEAK
2		5715.000	-5.740	57.506	51.766	-16.534	68.300	PEAK
3		5725.000	-5.699	58.582	52.883	-25.417	78.300	PEAK
4		5789.300	-5.433	108.158	102.725	-22.575	125.300	PEAK
5		5850.000	-5.177	65.452	60.275	-18.025	78.300	PEAK
6		5860.000	-5.135	59.761	54.627	-13.673	68.300	PEAK
7	*	5863.888	-5.118	60.931	55.813	-12.487	68.300	PEAK

Note:

1. All readings above 1GHz are performed with peak and/or average measurements as necessary.
2. Peak measurements: RBW = 1MHz, VBW = 1MHz, Sweep: Auto.
3. Average measurements: RBW = 1MHz, VBW = 10 Hz, Sweep: Auto.
4. “ * ”, means this data is the worst emission level.
5. Measurement Level = Reading Level + Correct Factor.
6. The average measurement was not performed when the peak measured data under the limit of average detection.

Site : CB1	**Time : 2015/07/18 - 17:52**
Limit : FCC_SpartC_15.209_03M_PK	**Margin : 6**
Probe : CB1_FCC_EFS_1-18G_H2 - VERTICAL	**Power : AC 120V/60Hz**
EUT : Full HD Ultra-Wide View Wi-Fi Camera	**Note : 802.11n40_5795MHz**

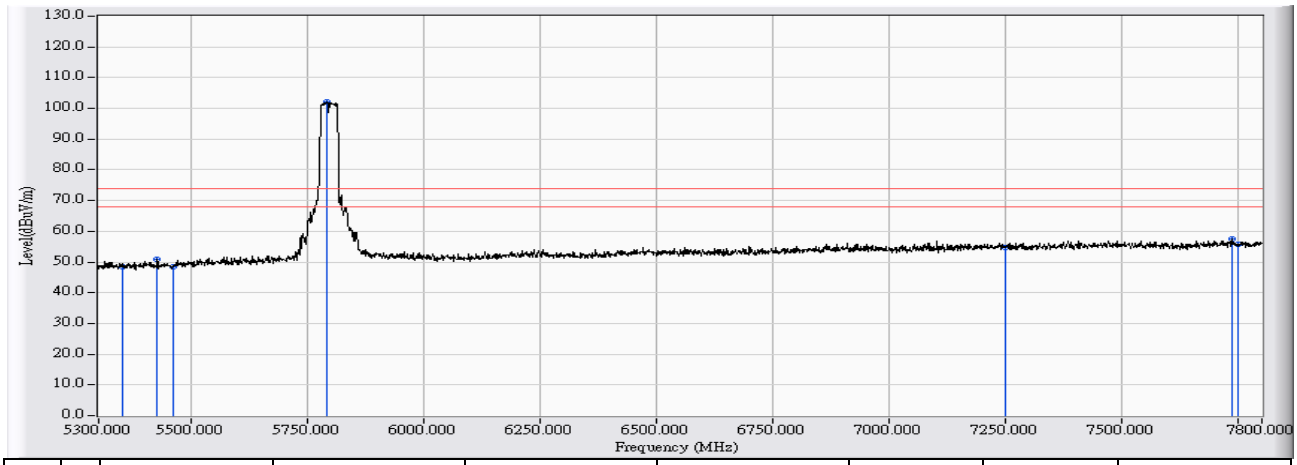

		Frequency (MHz)	Correct Factor (dB)	Reading Level (dBuV)	Measure Level (dBuV/m)	Margin (dB)	Limit (dBuV/m)	Detector Type
1		5350.000	-7.115	55.466	48.351	-25.649	74.000	PEAK
2		5425.000	-6.890	57.611	50.720	-23.280	74.000	PEAK
3		5460.000	-6.784	55.099	48.315	-25.685	74.000	PEAK
4	*	5790.000	-5.430	107.391	101.961	27.961	74.000	PEAK
5		7250.000	0.214	54.418	54.632	-19.368	74.000	PEAK
6		7736.250	1.382	56.010	57.391	-16.609	74.000	PEAK
7		7750.000	1.404	54.340	55.744	-18.256	74.000	PEAK

Note:

1. All readings above 1GHz are performed with peak and/or average measurements as necessary.
2. Peak measurements: RBW = 1MHz, VBW = 1MHz, Sweep: Auto.
3. Average measurements: RBW = 1MHz, VBW = 10 Hz, Sweep: Auto.
4. “ * ”, means this data is the worst emission level.
5. Measurement Level = Reading Level + Correct Factor.
6. The average measurement was not performed when the peak measured data under the limit of average detection.

Site : CB1	**Time : 2015/07/18 - 17:56**
Limit : FCC_SpartC_15.209_03M_AV	**Margin : 6**
Probe : CB1_FCC_EFS_1-18G_H2 - VERTICAL	**Power : AC 120V/60Hz**
EUT : Full HD Ultra-Wide View Wi-Fi Camera	**Note : 802.11n40_5795MHz**

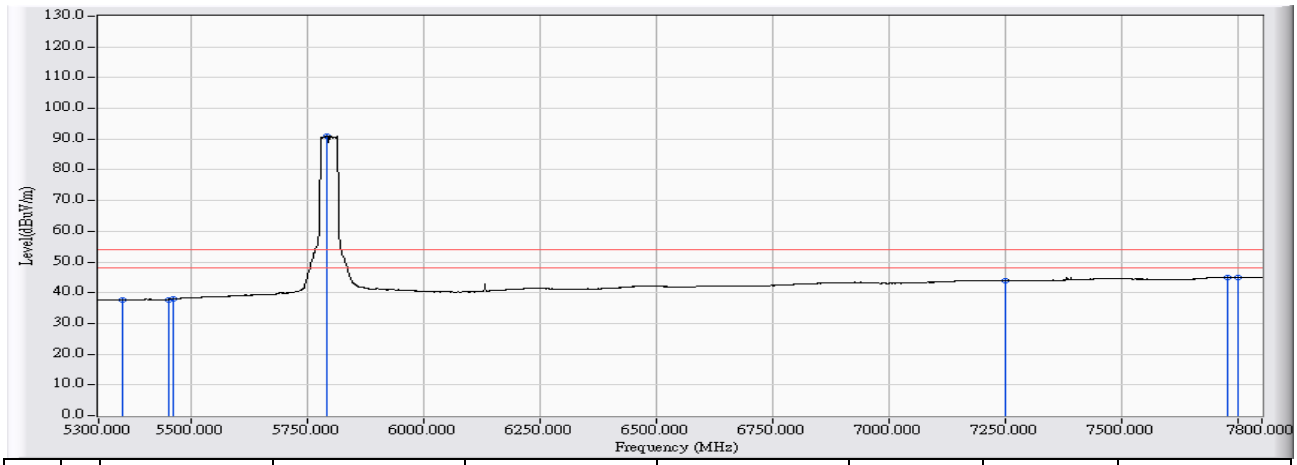

		Frequency (MHz)	Correct Factor (dB)	Reading Level (dBuV)	Measure Level (dBuV/m)	Margin (dB)	Limit (dBuV/m)	Detector Type
1		5350.000	-7.115	44.710	37.595	-16.405	54.000	AVERAGE
2		5450.000	-6.814	44.587	37.773	-16.227	54.000	AVERAGE
3		5460.000	-6.784	44.768	37.984	-16.016	54.000	AVERAGE
4	*	5791.250	-5.425	96.561	91.136	37.136	54.000	AVERAGE
5		7250.000	0.214	43.783	43.997	-10.003	54.000	AVERAGE
6		7725.000	1.363	43.630	44.993	-9.007	54.000	AVERAGE
7		7750.000	1.404	43.549	44.953	-9.047	54.000	AVERAGE

Note:

1. All readings above 1GHz are performed with peak and/or average measurements as necessary.
2. Peak measurements: RBW = 1MHz, VBW = 1MHz, Sweep: Auto.
3. Average measurements: RBW = 1MHz, VBW = 10 Hz, Sweep: Auto.
4. “ * ”, means this data is the worst emission level.
5. Measurement Level = Reading Level + Correct Factor.
6. The average measurement was not performed when the peak measured data under the limit of average detection.

Site : CB1	**Time : 2015/07/18 - 18:00**
Limit : FCC_SPARTE_15.407_H_Band4_03M_PK	**Margin : 6**
Probe : CB1_FCC_EFS_1-18G_H2 - HORIZONTAL	**Power : AC 120V/60Hz**
EUT : Full HD Ultra-Wide View Wi-Fi Camera	**Note : 802.11ac80_5775MHz**

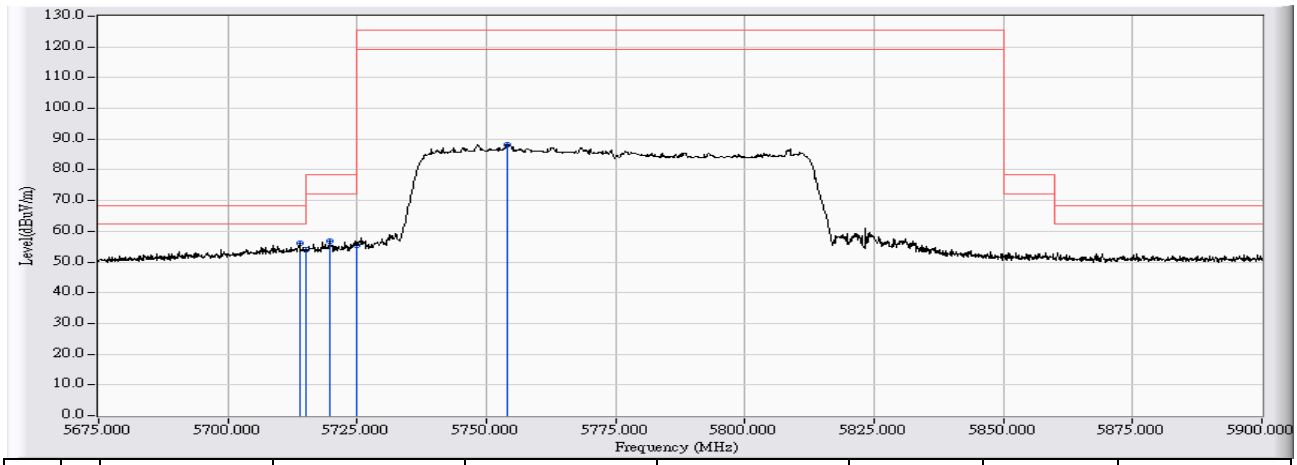

		Frequency (MHz)	Correct Factor (dB)	Reading Level (dBuV)	Measure Level (dBuV/m)	Margin (dB)	Limit (dBuV/m)	Detector Type
1	*	5713.812	-5.700	61.754	56.053	-12.247	68.300	PEAK
2		5715.000	-5.697	59.641	53.944	-14.356	68.300	PEAK
3		5719.663	-5.683	62.336	56.653	-21.647	78.300	PEAK
4		5725.000	-5.667	60.976	55.309	-22.991	78.300	PEAK
5		5754.087	-5.579	93.828	88.249	-37.051	125.300	PEAK

Note:

1. All readings above 1GHz are performed with peak and/or average measurements as necessary.
2. Peak measurements: RBW = 1MHz, VBW = 1MHz, Sweep: Auto.
3. Average measurements: RBW = 1MHz, VBW = 10 Hz, Sweep: Auto.
4. “ * ”, means this data is the worst emission level.
5. Measurement Level = Reading Level + Correct Factor.
6. The average measurement was not performed when the peak measured data under the limit of average detection.

Site : CB1	**Time : 2015/07/18 - 18:02**
Limit : FCC_SpartC_15.209_03M_PK	**Margin : 6**
Probe : CB1_FCC_EFS_1-18G_H2 - HORIZONTAL	**Power : AC 120V/60Hz**
EUT : Full HD Ultra-Wide View Wi-Fi Camera	**Note : 802.11ac80_5775MHz**

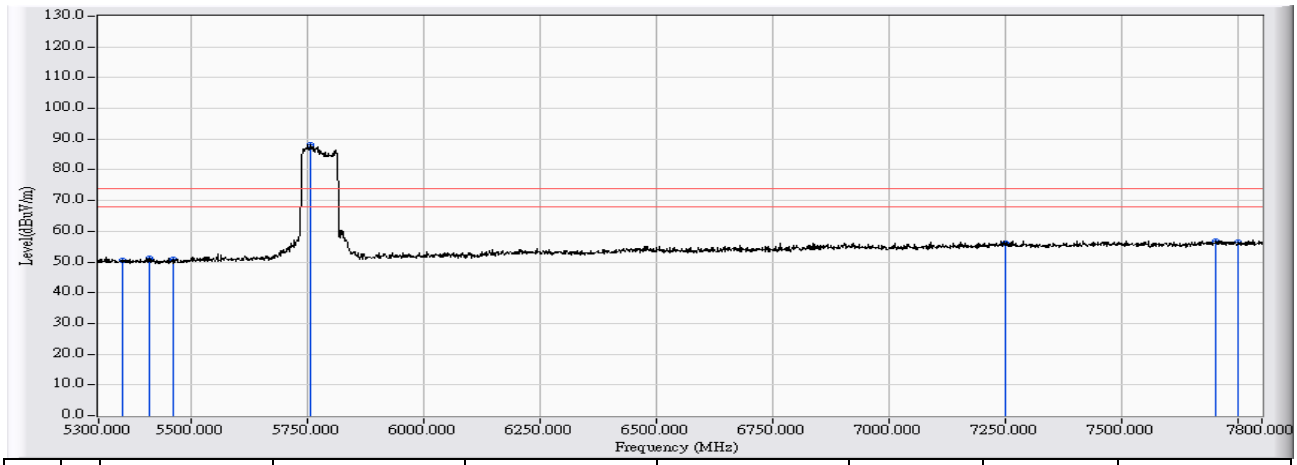

		Frequency (MHz)	Correct Factor (dB)	Reading Level (dBuV)	Measure Level (dBuV/m)	Margin (dB)	Limit (dBuV/m)	Detector Type
1		5350.000	-6.666	57.078	50.412	-23.588	74.000	PEAK
2		5407.500	-6.559	57.887	51.328	-22.672	74.000	PEAK
3		5460.000	-6.457	57.283	50.826	-23.174	74.000	PEAK
4	*	5753.750	-5.580	93.902	88.322	14.322	74.000	PEAK
5		7250.000	-0.741	56.804	56.062	-17.938	74.000	PEAK
6		7701.250	0.105	56.776	56.881	-17.119	74.000	PEAK
7		7750.000	0.153	56.159	56.312	-17.688	74.000	PEAK

Note:

1. All readings above 1GHz are performed with peak and/or average measurements as necessary.
2. Peak measurements: RBW = 1MHz, VBW = 1MHz, Sweep: Auto.
3. Average measurements: RBW = 1MHz, VBW = 10 Hz, Sweep: Auto.
4. “ * ”, means this data is the worst emission level.
5. Measurement Level = Reading Level + Correct Factor.
6. The average measurement was not performed when the peak measured data under the limit of average detection.

Site : CB1	**Time : 2015/07/18 - 18:06**
Limit : FCC_SpartC_15.209_03M_AV	**Margin : 6**
Probe : CB1_FCC_EFS_1-18G_H2 - HORIZONTAL	**Power : AC 120V/60Hz**
EUT : Full HD Ultra-Wide View Wi-Fi Camera	**Note : 802.11ac80_5775MHz**

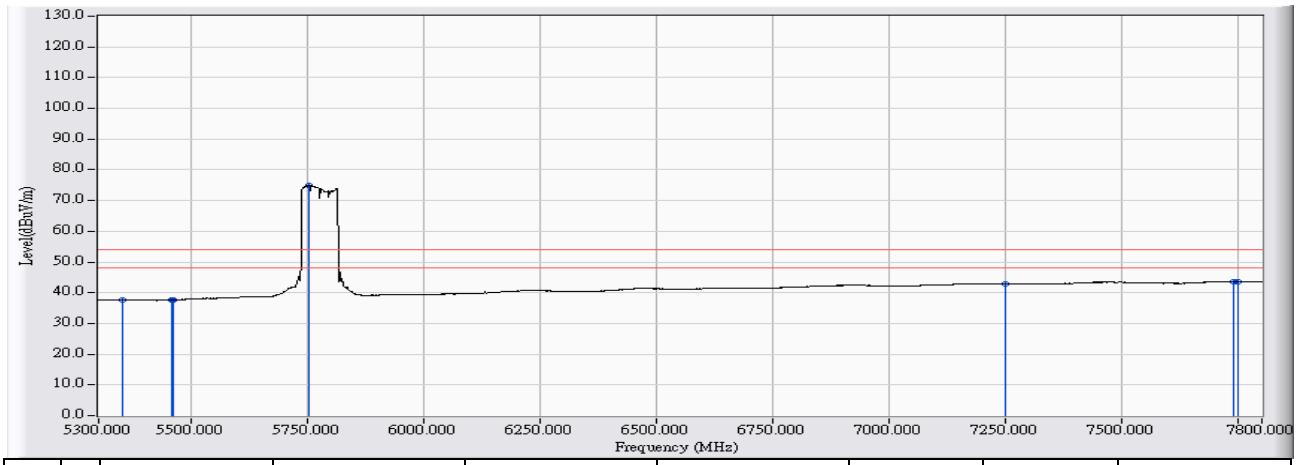

		Frequency (MHz)	Correct Factor (dB)	Reading Level (dBuV)	Measure Level (dBuV/m)	Margin (dB)	Limit (dBuV/m)	Detector Type
1		5350.000	-6.666	44.305	37.639	-16.361	54.000	AVERAGE
2		5457.500	-6.462	44.111	37.649	-16.351	54.000	AVERAGE
3		5460.000	-6.457	44.100	37.643	-16.357	54.000	AVERAGE
4	*	5751.250	-5.588	80.636	75.049	21.049	54.000	AVERAGE
5		7250.000	-0.741	43.739	42.997	-11.003	54.000	AVERAGE
6		7737.500	0.141	43.469	43.610	-10.390	54.000	AVERAGE
7		7750.000	0.153	43.447	43.600	-10.400	54.000	AVERAGE

Note:

1. All readings above 1GHz are performed with peak and/or average measurements as necessary.
2. Peak measurements: RBW = 1MHz, VBW = 1MHz, Sweep: Auto.
3. Average measurements: RBW = 1MHz, VBW = 10 Hz, Sweep: Auto.
4. “ * ”, means this data is the worst emission level.
5. Measurement Level = Reading Level + Correct Factor.
6. The average measurement was not performed when the peak measured data under the limit of average detection.

Site : CB1	**Time : 2015/07/18 - 18:10**
Limit : FCC_SPARTE_15.407_H_Band4_03M_PK	**Margin : 6**
Probe : CB1_FCC_EFS_1-18G_H2 - VERTICAL	**Power : AC 120V/60Hz**
EUT : Full HD Ultra-Wide View Wi-Fi Camera	**Note : 802.11ac80_5775MHz**

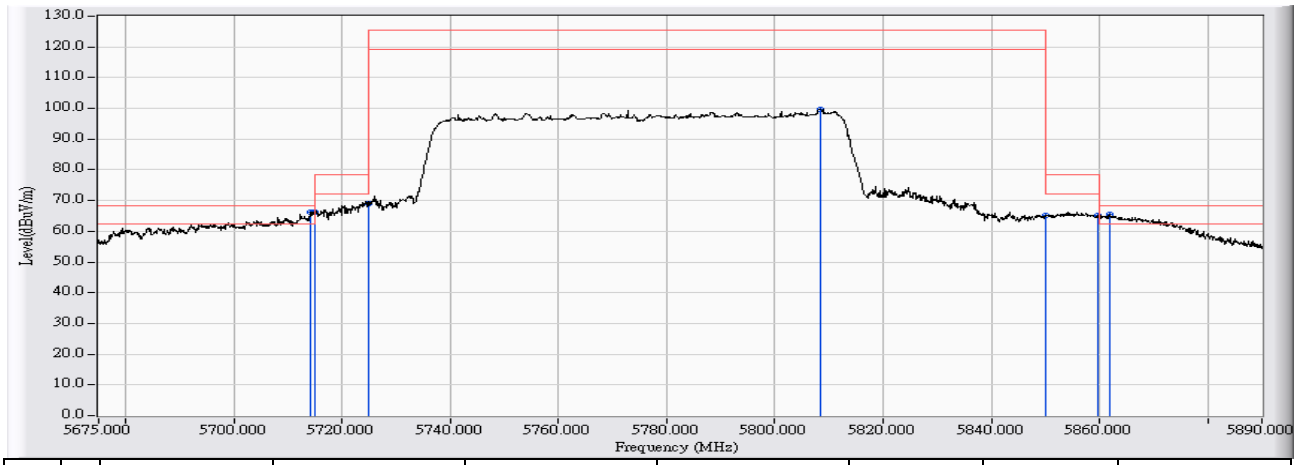

		Frequency (MHz)	Correct Factor (dB)	Reading Level (dBuV)	Measure Level (dBuV/m)	Margin (dB)	Limit (dBuV/m)	Detector Type
1	*	5714.237	-5.743	72.131	66.387	-1.913	68.300	PEAK
2		5715.000	-5.740	71.799	66.059	-2.241	68.300	PEAK
3		5725.000	-5.699	74.837	69.138	-9.162	78.300	PEAK
4		5808.300	-5.354	105.152	99.798	-25.502	125.300	PEAK
5		5850.000	-5.177	70.438	65.261	-13.039	78.300	PEAK
6		5859.685	-5.136	70.416	65.280	-13.020	78.300	PEAK
7		5861.835	-5.127	70.644	65.517	-2.783	68.300	PEAK

Note:

1. All readings above 1GHz are performed with peak and/or average measurements as necessary.
2. Peak measurements: RBW = 1MHz, VBW = 1MHz, Sweep: Auto.
3. Average measurements: RBW = 1MHz, VBW = 10 Hz, Sweep: Auto.
4. “ * ”, means this data is the worst emission level.
5. Measurement Level = Reading Level + Correct Factor.
6. The average measurement was not performed when the peak measured data under the limit of average detection.

Site : CB1	**Time : 2015/07/18 - 18:12**
Limit : FCC_SpartC_15.209_03M_PK	**Margin : 6**
Probe : CB1_FCC_EFS_1-18G_H2 - VERTICAL	**Power : AC 120V/60Hz**
EUT : Full HD Ultra-Wide View Wi-Fi Camera	**Note : 802.11ac80_5775MHz**

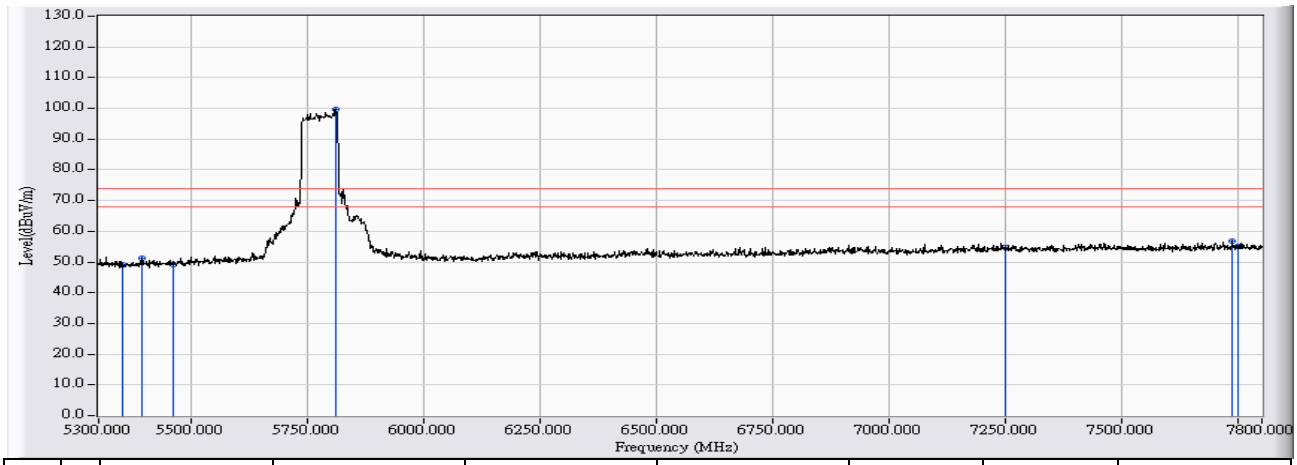

		Frequency (MHz)	Correct Factor (dB)	Reading Level (dBuV)	Measure Level (dBuV/m)	Margin (dB)	Limit (dBuV/m)	Detector Type
1		5350.000	-6.666	55.901	49.235	-24.765	74.000	PEAK
2		5393.750	-6.585	57.881	51.296	-22.704	74.000	PEAK
3		5460.000	-6.457	55.584	49.127	-24.873	74.000	PEAK
4	*	5808.750	-5.412	104.975	99.563	25.563	74.000	PEAK
5		7250.000	-0.741	55.398	54.656	-19.344	74.000	PEAK
6		7736.250	0.140	56.742	56.882	-17.118	74.000	PEAK
7		7750.000	0.153	54.852	55.005	-18.995	74.000	PEAK

Note:

1. All readings above 1GHz are performed with peak and/or average measurements as necessary.
2. Peak measurements: RBW = 1MHz, VBW = 1MHz, Sweep: Auto.
3. Average measurements: RBW = 1MHz, VBW = 10 Hz, Sweep: Auto.
4. “ * ”, means this data is the worst emission level.
5. Measurement Level = Reading Level + Correct Factor.
6. The average measurement was not performed when the peak measured data under the limit of average detection.

Site : CB1	**Time : 2015/07/18 - 18:16**
Limit : FCC_SpartC_15.209_03M_AV	**Margin : 6**
Probe : CB1_FCC_EFS_1-18G_H2 - VERTICAL	**Power : AC 120V/60Hz**
EUT : Full HD Ultra-Wide View Wi-Fi Camera	**Note : 802.11ac80_5775MHz**

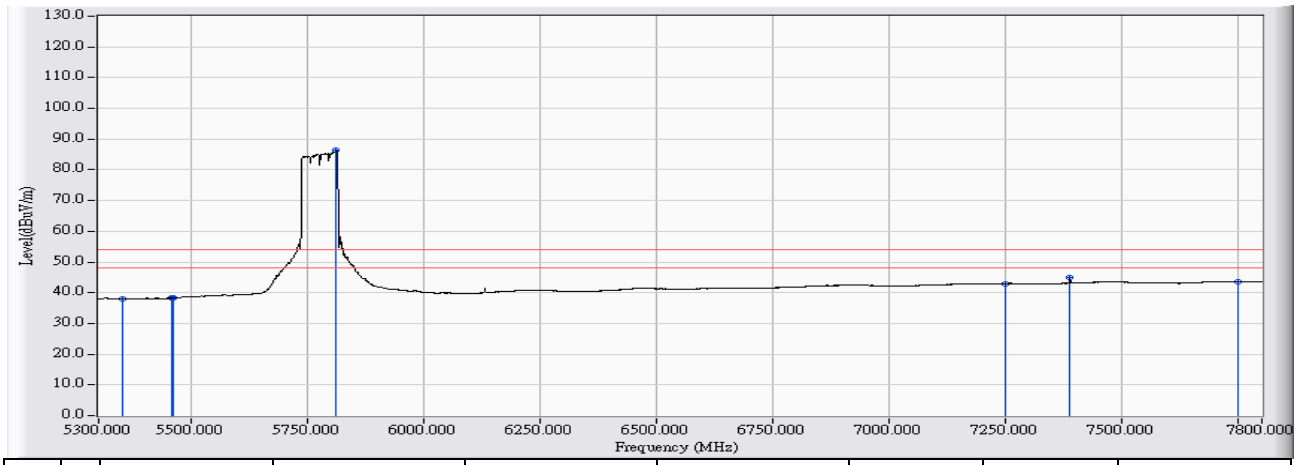

		Frequency (MHz)	Correct Factor (dB)	Reading Level (dBuV)	Measure Level (dBuV/m)	Margin (dB)	Limit (dBuV/m)	Detector Type
1		5350.000	-6.666	44.686	38.020	-15.980	54.000	AVERAGE
2		5456.250	-6.465	44.717	38.253	-15.747	54.000	AVERAGE
3		5460.000	-6.457	44.793	38.336	-15.664	54.000	AVERAGE
4	*	5810.000	-5.409	91.708	86.300	32.300	54.000	AVERAGE
5		7250.000	-0.741	43.776	43.034	-10.966	54.000	AVERAGE
6		7387.500	-0.429	45.327	44.898	-9.102	54.000	AVERAGE
7		7750.000	0.153	43.515	43.668	-10.332	54.000	AVERAGE

Note:

1. All readings above 1GHz are performed with peak and/or average measurements as necessary.
2. Peak measurements: RBW = 1MHz, VBW = 1MHz, Sweep: Auto.
3. Average measurements: RBW = 1MHz, VBW = 10 Hz, Sweep: Auto.
4. " * ", means this data is the worst emission level.
5. Measurement Level = Reading Level + Correct Factor.
6. The average measurement was not performed when the peak measured data under the limit of average detection.

8. Frequency Stability

8.1. Test Equipment

The following test equipments are used during the radiated emission tests:

Frequency Stability / SR7

Instrument	Manufacturer	Model No.	Serial No	Next Cal. Date
Spectrum Analyzer	Agilent	N9010A-EXA	US47140172	2016/07/13
Temperature & Humidity Chamber	WIT	TH-1S-B	1082101	2016/01/22

Note: 1. All equipments that need to calibrate are with calibration period of 1 year.

8.2. Test Setup

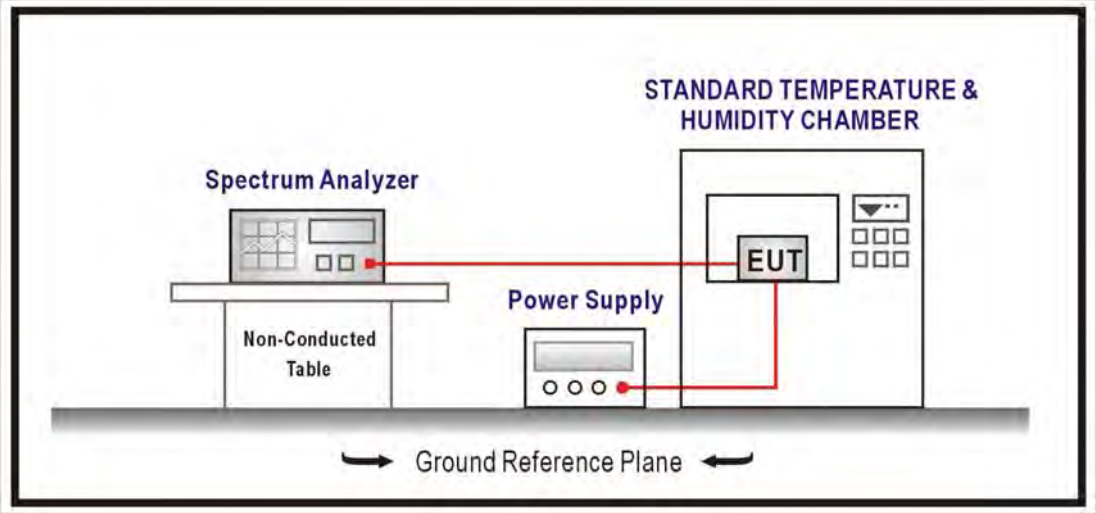

8.3. Limits

Manufactures of all devices are responsible for ensuring frequency stability such that an emission is maintained within the band of operation under all conditions of normal operation as specified

8.4. Test Procedure

The EUT was setup to ANSI C63.4; tested to U-NII test procedure of KDB 789033 and KDB 644545 for compliance to FCC 47CFR Subpart E requirements.

8.5. Uncertainty

The measurement uncertainty is defined as ± 150 Hz

8.6. Test Result

Product	Full HD Ultra-Wide View Wi-Fi Camera		
Test Item	Frequency Stability		
Test Mode	Mode 1: Transmit		
Date of Test	2015/07/16	Test Site	SR7

802.11a - 5180MHz, ANT 0

Temperature Interval (°C)	AC Voltage (V)	Frequency (MHz)	Deviation (ppm)	Result
-20	120	5180.7180	138.6091	Pass
-10		5180.7608	146.8638	Pass
0		5180.6616	127.7212	Pass
10		5180.6248	120.6225	Pass
20		5180.3943	76.1251	Pass
30		5180.1865	36.0010	Pass
40		5180.1621	31.2921	Pass
50		5180.0086	1.6557	Pass

Temperature Interval (°C)	AC Voltage (V)	Frequency (MHz)	Deviation (ppm)	Result
25	102	5180.0744	14.3588	Pass
	120	5180.1549	29.9095	Pass
	138	5180.7709	148.8160	Pass

Product	Full HD Ultra-Wide View Wi-Fi Camera		
Test Item	Frequency Stability		
Test Mode	Mode 1: Transmit		
Date of Test	2015/07/16	Test Site	SR7

802.11a - 5240MHz, ANT 0

Temperature Interval (oC)	AC Voltage (V)	Frequency (MHz)	Deviation (ppm)	Result
-20	120	5240.3490	66.6024	Pass
-10		5240.5661	108.0315	Pass
0		5240.4119	78.6060	Pass
10		5240.8169	155.8938	Pass
20		5240.2054	39.2004	Pass
30		5240.6245	119.1729	Pass
40		5240.4726	90.1916	Pass
50		5240.3336	63.6617	Pass

Temperature Interval (^{o}C)	AC Voltage (V)	Frequency (MHz)	Deviation (ppm)	Result
25	102	5240.6151	117.3909	Pass
	120	5240.0520	9.9316	Pass
	138	5240.0894	17.0597	Pass

Product	Full HD Ultra-Wide View Wi-Fi Camera		
Test Item	Frequency Stability		
Test Mode	Mode 1: Transmit		
Date of Test	2015/07/16	Test Site	SR7

802.11n_20M - 5180MHz, ANT 0

Temperature Interval (oC)	AC Voltage (V)	Frequency (MHz)	Deviation (ppm)	Result
-20	120	5180.3497	67.5017	Pass
-10		5180.1253	24.1978	Pass
0		5180.8994	173.6207	Pass
10		5180.1591	30.7121	Pass
20		5180.2021	39.0068	Pass
30		5180.0749	14.4546	Pass
40		5180.2363	45.6156	Pass
50		5180.5805	112.0591	Pass

Temperature Interval (^{o}C)	AC Voltage (V)	Frequency (MHz)	Deviation (ppm)	Result
25	102	5180.4653	89.8169	Pass
	120	5180.8832	170.5033	Pass
	138	5180.8667	167.3110	Pass

Product	Full HD Ultra-Wide View Wi-Fi Camera		
Test Item	Frequency Stability		
Test Mode	Mode 1: Transmit		
Date of Test	2015/07/16	Test Site	SR7

802.11n_20M - 5240MHz, ANT 0

Temperature Interval (oC)	AC Voltage (V)	Frequency (MHz)	Deviation (ppm)	Result
-20	120	5240.0500	9.5437	Pass
-10		5240.4246	81.0273	Pass
0		5240.3184	60.7678	Pass
10		5240.8267	157.7631	Pass
20		5240.0996	19.0167	Pass
30		5240.5292	100.9862	Pass
40		5240.5465	104.2908	Pass
50		5240.5053	96.4295	Pass

Temperature Interval (^{o}C)	AC Voltage (V)	Frequency (MHz)	Deviation (ppm)	Result
25	102	5240.1922	36.6782	Pass
	120	5240.2991	57.0803	Pass
	138	5240.0587	11.1928	Pass

Product	Full HD Ultra-Wide View Wi-Fi Camera		
Test Item	Frequency Stability		
Test Mode	Mode 1: Transmit		
Date of Test	2015/07/16	Test Site	SR7

802.11n_40M - 5190MHz, ANT 0

Temperature Interval (oC)	AC Voltage (V)	Frequency (MHz)	Deviation (ppm)	Result
-20	120	5190.1190	22.9288	Pass
-10		5190.7521	144.9154	Pass
0		5190.3725	71.7657	Pass
10		5190.5569	107.3091	Pass
20		5190.5388	103.8087	Pass
30		5190.3247	62.5539	Pass
40		5190.8254	159.0439	Pass
50		5190.5149	99.2139	Pass

Temperature Interval (^{o}C)	AC Voltage (V)	Frequency (MHz)	Deviation (ppm)	Result
25	102	5190.8242	158.8013	Pass
	120	5190.6065	116.8604	Pass
	138	5190.4809	92.6593	Pass

Product	Full HD Ultra-Wide View Wi-Fi Camera		
Test Item	Frequency Stability		
Test Mode	Mode 1: Transmit		
Date of Test	2015/07/16	Test Site	SR7

802.11n_40M - 5230MHz, ANT 0

Temperature Interval (oC)	AC Voltage (V)	Frequency (MHz)	Deviation (ppm)	Result
-20	120	5230.6349	121.3894	Pass
-10		5230.3300	63.0949	Pass
0		5230.0842	16.1034	Pass
10		5230.2226	42.5624	Pass
20		5230.2567	49.0797	Pass
30		5230.2091	39.9748	Pass
40		5230.5508	105.3136	Pass
50		5230.4996	95.5214	Pass

Temperature Interval (^{o}C)	AC Voltage (V)	Frequency (MHz)	Deviation (ppm)	Result
25	102	5230.8186	156.5273	Pass
	120	5230.0313	5.9864	Pass
	138	5230.7771	148.5818	Pass

Product	Full HD Ultra-Wide View Wi-Fi Camera		
Test Item	Frequency Stability		
Test Mode	Mode 1: Transmit		
Date of Test	2015/07/16	Test Site	SR7

802.11ac_80M-5210MHz, ANT 0

Temperature Interval (oC)	AC Voltage (V)	Frequency (MHz)	Deviation (ppm)	Result
-20	120	5210.2365	45.4027	Pass
-10		5210.7213	138.4518	Pass
0		5210.5103	97.9473	Pass
10		5210.7003	134.4142	Pass
20		5210.0166	3.1952	Pass
30		5210.7804	149.7895	Pass
40		5210.1319	25.3112	Pass
50		5210.1972	37.8531	Pass

Temperature Interval (^{o}C)	AC Voltage (V)	Frequency (MHz)	Deviation (ppm)	Result
25	102	5210.4613	88.5374	Pass
	120	5210.6941	133.2303	Pass
	138	5210.6394	122.7260	Pass

Product	Full HD Ultra-Wide View Wi-Fi Camera		
Test Item	Frequency Stability		
Test Mode	Mode 1: Transmit		
Date of Test	2015/07/16	Test Site	SR7

802.11a -5260MHz, ANT 0

Temperature Interval (°C)	AC Voltage (V)	Frequency (MHz)	Deviation (ppm)	Result
-20	120	5260.3468	65.9226	Pass
-10		5260.5741	109.1364	Pass
0		5260.4109	78.1219	Pass
10		5260.2463	46.8316	Pass
20		5260.2373	45.1209	Pass
30		5260.0652	12.4011	Pass
40		5260.0124	2.3613	Pass
50		5260.6710	127.5678	Pass

Temperature Interval (°C)	AC Voltage (V)	Frequency (MHz)	Deviation (ppm)	Result
25	102	5260.5522	104.9757	Pass
	120	5260.5035	95.7167	Pass
	138	5260.1689	32.1160	Pass

Product	Full HD Ultra-Wide View Wi-Fi Camera		
Test Item	Frequency Stability		
Test Mode	Mode 1: Transmit		
Date of Test	2015/07/16	Test Site	SR7

802.11a - 5320MHz, ANT 0

Temperature Interval (oC)	AC Voltage (V)	Frequency (MHz)	Deviation (ppm)	Result
-20	120	5320.3624	68.1136	Pass
-10		5320.5483	103.0604	Pass
0		5320.1613	30.3144	Pass
10		5320.0508	9.5416	Pass
20		5320.1173	22.0570	Pass
30		5320.6160	115.7839	Pass
40		5320.7339	137.9452	Pass
50		5320.3113	58.5188	Pass

Temperature Interval (^{o}C)	AC Voltage (V)	Frequency (MHz)	Deviation (ppm)	Result
25	102	5320.6399	120.2762	Pass
	120	5320.3228	60.6701	Pass
	138	5320.2665	50.1007	Pass

Product	Full HD Ultra-Wide View Wi-Fi Camera		
Test Item	Frequency Stability		
Test Mode	Mode 1: Transmit		
Date of Test	2015/07/16	Test Site	SR7

802.11n_20M - 5260MHz, ANT 0

Temperature Interval (oC)	AC Voltage (V)	Frequency (MHz)	Deviation (ppm)	Result
-20	120	5260.7884	149.8867	Pass
-10		5260.0793	15.0681	Pass
0		5260.0870	16.5438	Pass
10		5260.7162	136.1589	Pass
20		5260.4492	85.3974	Pass
30		5260.7883	149.8604	Pass
40		5260.8477	161.1690	Pass
50		5260.0341	6.4752	Pass

Temperature Interval (^{o}C)	AC Voltage (V)	Frequency (MHz)	Deviation (ppm)	Result
25	102	5260.4103	77.9967	Pass
	120	5260.4391	83.4812	Pass
	138	5260.7989	151.8903	Pass

Product	Full HD Ultra-Wide View Wi-Fi Camera		
Test Item	Frequency Stability		
Test Mode	Mode 1: Transmit		
Date of Test	2015/07/16	Test Site	SR7

802.11n_20M - 5320MHz, ANT 0

Temperature Interval (oC)	AC Voltage (V)	Frequency (MHz)	Deviation (ppm)	Result
-20	120	5320.2010	37.7895	Pass
-10		5320.4976	93.5351	Pass
0		5320.1855	34.8756	Pass
10		5320.7615	143.1363	Pass
20		5320.6330	118.9821	Pass
30		5320.4358	81.9255	Pass
40		5320.2107	39.6081	Pass
50		5320.5213	97.9968	Pass

Temperature Interval (^{o}C)	AC Voltage (V)	Frequency (MHz)	Deviation (ppm)	Result
25	102	5320.8987	168.9377	Pass
	120	5320.3181	59.7919	Pass
	138	5320.2818	52.9652	Pass

Product	Full HD Ultra-Wide View Wi-Fi Camera		
Test Item	Frequency Stability		
Test Mode	Mode 1: Transmit		
Date of Test	2015/07/16	Test Site	SR7

802.11n_40M - 5270MHz, ANT 0

Temperature Interval (oC)	AC Voltage (V)	Frequency (MHz)	Deviation (ppm)	Result
-20	120	5270.1320	25.0425	Pass
-10		5270.0368	6.9795	Pass
0		5270.5251	99.6402	Pass
10		5270.2370	44.9707	Pass
20		5270.3216	61.0160	Pass
30		5270.0759	14.4026	Pass
40		5270.4229	80.2491	Pass
50		5270.1176	22.3090	Pass

Temperature Interval (^{o}C)	AC Voltage (V)	Frequency (MHz)	Deviation (ppm)	Result
25	102	5270.4570	86.7163	Pass
	120	5270.8748	166.0017	Pass
	138	5270.4831	91.6629	Pass

Product	Full HD Ultra-Wide View Wi-Fi Camera		
Test Item	Frequency Stability		
Test Mode	Mode 1: Transmit		
Date of Test	2015/07/16	Test Site	SR7

802.11n_40M - 5310MHz, ANT 0

Temperature Interval (oC)	AC Voltage (V)	Frequency (MHz)	Deviation (ppm)	Result
-20	120	5310.5014	94.4349	Pass
-10		5310.2605	49.0532	Pass
0		5310.4931	92.8673	Pass
10		5310.2731	51.4404	Pass
20		5310.7812	147.1279	Pass
30		5310.3394	63.9109	Pass
40		5310.4109	77.3778	Pass
50		5310.7038	132.5480	Pass

Temperature Interval (^{o}C)	AC Voltage (V)	Frequency (MHz)	Deviation (ppm)	Result
25	102	5310.3267	61.5264	Pass
	120	5310.8147	153.4367	Pass
	138	5310.8374	157.7069	Pass

Product	Full HD Ultra-Wide View Wi-Fi Camera		
Test Item	Frequency Stability		
Test Mode	Mode 1: Transmit		
Date of Test	2015/07/16	Test Site	SR7

802.11ac_80M-5290MHz, ANT 0

Temperature Interval (oC)	AC Voltage (V)	Frequency (MHz)	Deviation (ppm)	Result
-20	120	5290.0745	14.0817	Pass
-10		5290.6915	130.7185	Pass
0		5290.0181	3.4294	Pass
10		5290.1598	30.2032	Pass
20		5290.6393	120.8452	Pass
30		5290.0710	13.4229	Pass
40		5290.0522	9.8632	Pass
50		5290.5148	97.3202	Pass

Temperature Interval (^{o}C)	AC Voltage (V)	Frequency (MHz)	Deviation (ppm)	Result
25	102	5290.1064	20.1047	Pass
	120	5290.5594	105.7405	Pass
	138	5290.1364	25.7928	Pass

Product	Full HD Ultra-Wide View Wi-Fi Camera		
Test Item	Frequency Stability		
Test Mode	Mode 1: Transmit		
Date of Test	2015/07/16	Test Site	SR7

802.11a - 5500MHz, ANT 0

Temperature Interval (°C)	AC Voltage (V)	Frequency (MHz)	Deviation (ppm)	Result
-20	120	5500.2807	51.0381	Pass
-10		5500.6403	116.4154	Pass
0		5500.1242	22.5818	Pass
10		5500.4578	83.2296	Pass
20		5500.3812	69.3036	Pass
30		5500.5564	101.1565	Pass
40		5500.3111	56.5630	Pass
50		5500.8711	158.3895	Pass

Temperature Interval (°C)	AC Voltage (V)	Frequency (MHz)	Deviation (ppm)	Result
25	102	5500.3849	69.9882	Pass
	120	5500.0635	11.5453	Pass
	138	5500.1132	20.5810	Pass

Product	Full HD Ultra-Wide View Wi-Fi Camera		
Test Item	Frequency Stability		
Test Mode	Mode 1: Transmit		
Date of Test	2015/07/16	Test Site	SR7

802.11a - 5700MHz, ANT 0

Temperature Interval (oC)	AC Voltage (V)	Frequency (MHz)	Deviation (ppm)	Result
-20	120	5700.6757	118.5511	Pass
-10		5700.4039	70.8632	Pass
0		5700.7896	138.5183	Pass
10		5700.0052	0.9184	Pass
20		5700.3006	52.7421	Pass
30		5700.6773	118.8206	Pass
40		5700.7323	128.4673	Pass
50		5700.7522	131.9708	Pass

Temperature Interval (oC)	AC Voltage (V)	Frequency (MHz)	Deviation (ppm)	Result
25	102	5700.0339	5.9524	Pass
	120	5700.1000	17.5489	Pass
	138	5700.6708	117.6827	Pass

Product	Full HD Ultra-Wide View Wi-Fi Camera		
Test Item	Frequency Stability		
Test Mode	Mode 1: Transmit		
Date of Test	2015/07/16	Test Site	SR7

802.11n_20M - 5500MHz, ANT 0

Temperature Interval (oC)	AC Voltage (V)	Frequency (MHz)	Deviation (ppm)	Result
-20	120	5500.7832	142.3980	Pass
-10		5500.8805	160.0906	Pass
0		5500.3617	65.7715	Pass
10		5500.5727	104.1271	Pass
20		5500.5655	102.8117	Pass
30		5500.6182	112.3981	Pass
40		5500.0281	5.1008	Pass
50		5500.3143	57.1446	Pass

Temperature Interval (oC)	AC Voltage (V)	Frequency (MHz)	Deviation (ppm)	Result
25	102	5500.5216	94.8356	Pass
	120	5500.5799	105.4349	Pass
	138	5500.1065	19.3672	Pass

Product	Full HD Ultra-Wide View Wi-Fi Camera		
Test Item	Frequency Stability		
Test Mode	Mode 1: Transmit		
Date of Test	2015/07/16	Test Site	SR7

802.11n_20M - 5700MHz, ANT 0

Temperature Interval (oC)	AC Voltage (V)	Frequency (MHz)	Deviation (ppm)	Result
-20	120	5700.0880	15.4338	Pass
-10		5700.5568	97.6917	Pass
0		5700.5424	95.1546	Pass
10		5700.7185	126.0579	Pass
20		5700.8744	153.4049	Pass
30		5700.8494	149.0156	Pass
40		5700.8393	147.2432	Pass
50		5700.6213	109.0020	Pass

Temperature Interval (oC)	AC Voltage (V)	Frequency (MHz)	Deviation (ppm)	Result
25	102	5700.8614	151.1167	Pass
	120	5700.3227	56.6158	Pass
	138	5700.6258	109.7875	Pass

Product	Full HD Ultra-Wide View Wi-Fi Camera		
Test Item	Frequency Stability		
Test Mode	Mode 1: Transmit		
Date of Test	2015/07/16	Test Site	SR7

802.11n_40M - 5510MHz, ANT 0

Temperature Interval (oC)	AC Voltage (V)	Frequency (MHz)	Deviation (ppm)	Result
-20	120	5510.8450	153.3522	Pass
-10		5510.8195	148.7315	Pass
0		5510.8024	145.6303	Pass
10		5510.3856	69.9827	Pass
20		5510.0150	2.7290	Pass
30		5510.2682	48.6824	Pass
40		5510.2772	50.3029	Pass
50		5510.6694	121.4896	Pass

Temperature Interval (oC)	AC Voltage (V)	Frequency (MHz)	Deviation (ppm)	Result
25	102	5510.4413	80.0930	Pass
	120	5510.2626	47.6638	Pass
	138	5510.0576	10.4493	Pass

Product	Full HD Ultra-Wide View Wi-Fi Camera		
Test Item	Frequency Stability		
Test Mode	Mode 1: Transmit		
Date of Test	2015/07/16	Test Site	SR7

802.11n_40M - 5670MHz, ANT 0

Temperature Interval (oC)	AC Voltage (V)	Frequency (MHz)	Deviation (ppm)	Result
-20	120	5670.5697	100.4760	Pass
-10		5670.3751	66.1619	Pass
0		5670.7214	127.2361	Pass
10		5670.5397	95.1846	Pass
20		5670.4507	79.4907	Pass
30		5670.4372	77.1134	Pass
40		5670.3535	62.3508	Pass
50		5670.0005	0.0876	Pass

Temperature Interval (oC)	AC Voltage (V)	Frequency (MHz)	Deviation (ppm)	Result
25	102	5670.1207	21.2891	Pass
	120	5670.6496	114.5767	Pass
	138	5670.3020	53.2698	Pass

Product	Full HD Ultra-Wide View Wi-Fi Camera		
Test Item	Frequency Stability		
Test Mode	Mode 1: Transmit		
Date of Test	2015/07/16	Test Site	SR7

802.11ac_80M-5530MHz, ANT 0

Temperature Interval (oC)	AC Voltage (V)	Frequency (MHz)	Deviation (ppm)	Result
-20	120	5530.4008	72.4706	Pass
-10		5530.6766	122.3499	Pass
0		5530.3274	59.2124	Pass
10		5530.3258	58.9142	Pass
20		5530.3289	59.4685	Pass
30		5530.7310	132.1792	Pass
40		5530.4624	83.6232	Pass
50		5530.3790	68.5270	Pass

Temperature Interval (oC)	AC Voltage (V)	Frequency (MHz)	Deviation (ppm)	Result
25	102	5530.6305	114.0208	Pass
	120	5530.5651	102.1966	Pass
	138	5530.2006	36.2831	Pass

Product	Full HD Ultra-Wide View Wi-Fi Camera		
Test Item	Frequency Stability		
Test Mode	Mode 1: Transmit		
Date of Test	2015/07/23	Test Site	SR7

802.11ac_80M-5610MHz, ANT 0

Temperature Interval (oC)	AC Voltage (V)	Frequency (MHz)	Deviation (ppm)	Result
-20	120	5610.2561	45.6460	Pass
-10		5610.0863	15.3745	Pass
0		5610.1180	21.0281	Pass
10		5610.0109	1.9481	Pass
20		5610.3608	64.3066	Pass
30		5610.2895	51.6122	Pass
40		5610.4285	76.3733	Pass
50		5610.8212	146.3827	Pass

Temperature Interval (oC)	AC Voltage (V)	Frequency (MHz)	Deviation (ppm)	Result
25	102	5610.6036	107.5940	Pass
	120	5610.4943	88.1144	Pass
	138	5610.2509	44.7219	Pass

Product	Full HD Ultra-Wide View Wi-Fi Camera		
Test Item	Frequency Stability		
Test Mode	Mode 1: Transmit		
Date of Test	2015/07/16	Test Site	SR7

802.11a - 5745MHz, ANT 0

Temperature Interval (°C)	AC Voltage (V)	Frequency (MHz)	Deviation (ppm)	Result
-20	120	5745.4184	72.8274	Pass
-10		5745.5680	98.8635	Pass
0		5745.0319	5.5605	Pass
10		5745.7201	125.3462	Pass
20		5745.2288	39.8299	Pass
30		5745.1590	27.6848	Pass
40		5745.7119	123.9148	Pass
50		5745.4657	81.0687	Pass

Temperature Interval (°C)	AC Voltage (V)	Frequency (MHz)	Deviation (ppm)	Result
25	102	5745.1219	21.2220	Pass
	120	5745.4269	74.3027	Pass
	138	5745.2723	47.4061	Pass

Product	Full HD Ultra-Wide View Wi-Fi Camera		
Test Item	Frequency Stability		
Test Mode	Mode 1: Transmit		
Date of Test	2015/07/16	Test Site	SR7

802.11a - 5825MHz, ANT 0

Temperature Interval (oC)	AC Voltage (V)	Frequency (MHz)	Deviation (ppm)	Result
-20	120	5825.3803	65.2928	Pass
-10		5825.1822	31.2757	Pass
0		5825.1885	32.3570	Pass
10		5825.8463	145.2956	Pass
20		5825.6655	114.2574	Pass
30		5825.7509	128.9103	Pass
40		5825.2028	34.8174	Pass
50		5825.2987	51.2747	Pass

Temperature Interval (^{o}C)	AC Voltage (V)	Frequency (MHz)	Deviation (ppm)	Result
25	102	5825.5136	88.1791	Pass
	120	5825.0482	8.2755	Pass
	138	5825.2076	35.6392	Pass

Product	Full HD Ultra-Wide View Wi-Fi Camera		
Test Item	Frequency Stability		
Test Mode	Mode 1: Transmit		
Date of Test	2015/07/16	Test Site	SR7

802.11n_20M - 5745MHz, ANT 0

Temperature Interval (oC)	AC Voltage (V)	Frequency (MHz)	Deviation (ppm)	Result
-20	120	5745.7963	138.6057	Pass
-10		5745.4501	78.3440	Pass
0		5745.5866	102.1103	Pass
10		5745.5223	90.9109	Pass
20		5745.4352	75.7542	Pass
30		5745.2667	46.4209	Pass
40		5745.3351	58.3327	Pass
50		5745.1166	20.3008	Pass

Temperature Interval (^{o}C)	AC Voltage (V)	Frequency (MHz)	Deviation (ppm)	Result
25	102	5745.4240	73.8114	Pass
	120	5745.1406	24.4746	Pass
	138	5745.4898	85.2640	Pass

Product	Full HD Ultra-Wide View Wi-Fi Camera		
Test Item	Frequency Stability		
Test Mode	Mode 1: Transmit		
Date of Test	2015/07/16	Test Site	SR7

802.11n_20M - 5825MHz, ANT 0

Temperature Interval (oC)	AC Voltage (V)	Frequency (MHz)	Deviation (ppm)	Result
-20	120	5825.5340	91.6821	Pass
-10		5825.5773	99.1071	Pass
0		5825.7411	127.2227	Pass
10		5825.8629	148.1440	Pass
20		5825.7102	121.9259	Pass
30		5825.2464	42.2998	Pass
40		5825.8513	146.1533	Pass
50		5825.2268	38.9276	Pass

Temperature Interval (^{o}C)	AC Voltage (V)	Frequency (MHz)	Deviation (ppm)	Result
25	102	5825.3569	61.2682	Pass
	120	5825.7562	129.8264	Pass
	138	5825.4135	70.9868	Pass

Product	Full HD Ultra-Wide View Wi-Fi Camera		
Test Item	Frequency Stability		
Test Mode	Mode 1: Transmit		
Date of Test	2015/07/16	Test Site	SR7

802.11n_40M - 5755MHz, ANT 0

Temperature Interval (oC)	AC Voltage (V)	Frequency (MHz)	Deviation (ppm)	Result
-20	120	5755.2082	36.1787	Pass
-10		5755.0423	7.3500	Pass
0		5755.7101	123.3804	Pass
10		5755.4351	75.6099	Pass
20		5755.4515	78.4520	Pass
30		5755.8858	153.9206	Pass
40		5755.3576	62.1384	Pass
50		5755.4434	77.0387	Pass

Temperature Interval (^{o}C)	AC Voltage (V)	Frequency (MHz)	Deviation (ppm)	Result
25	102	5755.7019	121.9563	Pass
	120	5755.7972	138.5217	Pass
	138	5755.3179	55.2321	Pass

Product	Full HD Ultra-Wide View Wi-Fi Camera		
Test Item	Frequency Stability		
Test Mode	Mode 1: Transmit		
Date of Test	2015/07/16	Test Site	SR7

802.11n_40M - 5795MHz, ANT 0

Temperature Interval (oC)	AC Voltage (V)	Frequency (MHz)	Deviation (ppm)	Result
-20	120	5795.2271	39.1968	Pass
-10		5795.3159	54.5039	Pass
0		5795.7568	130.5900	Pass
10		5795.2205	38.0530	Pass
20		5795.4890	84.3782	Pass
30		5795.8781	151.5352	Pass
40		5795.6641	114.5952	Pass
50		5795.7141	123.2210	Pass

Temperature Interval (^{o}C)	AC Voltage (V)	Frequency (MHz)	Deviation (ppm)	Result
25	102	5795.8362	144.3022	Pass
	120	5795.3713	64.0639	Pass
	138	5795.3417	58.9648	Pass

Product	Full HD Ultra-Wide View Wi-Fi Camera		
Test Item	Frequency Stability		
Test Mode	Mode 1: Transmit		
Date of Test	2015/07/16	Test Site	SR7

802.11ac_80M-5775MHz, ANT 0

Temperature Interval (oC)	AC Voltage (V)	Frequency (MHz)	Deviation (ppm)	Result
-20	120	5775.3361	58.2020	Pass
-10		5775.2162	37.4335	Pass
0		5775.1769	30.6334	Pass
10		5775.6032	104.4454	Pass
20		5775.1423	24.6411	Pass
30		5775.0403	6.9844	Pass
40		5775.3167	54.8331	Pass
50		5775.6221	107.7177	Pass

Temperature Interval (^{o}C)	AC Voltage (V)	Frequency (MHz)	Deviation (ppm)	Result
25	102	5775.2412	41.7662	Pass
	120	5775.7130	123.4667	Pass
	138	5775.7614	131.8519	Pass