**MAC Address**

(**M**edia **A**ccess **C**ontrol Address) A unique hardware address that identifies a device on a network. It is assigned at the factory and cannot be changed. Usually you will find this address on a sticker on the device or on the packaging.

## Advanced > Mode

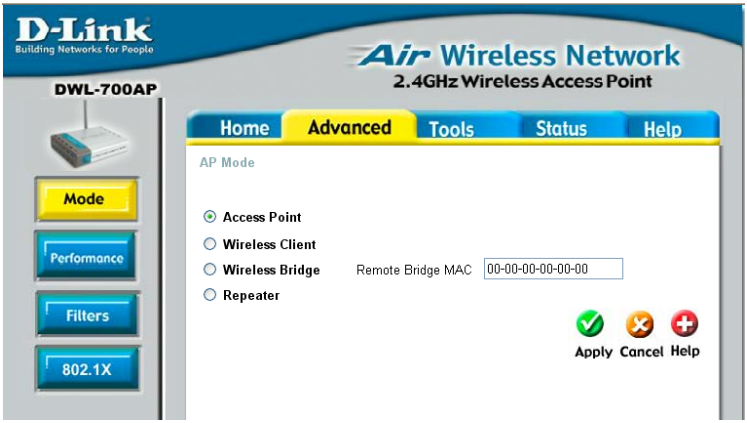


Fig 5.5

The DWL-700AP can be configured to perform in any one of five modes, as a wireless access point, as a point-to-point bridge with another access point, as a point-to-multi-point bridge, as a wireless client, or as a wireless repeater.

**Access Point:** This mode is used to create a wireless LAN. Access Point is the default setting.

**Wireless Client:** Will transform any IEEE 802.3 Ethernet device into an 802.11b wireless client as long you are connecting to a DWL-700AP acting as an Access Point. The Site Survey function will allow you to scan for available wireless networks.

## Advanced > Mode > Site Survey

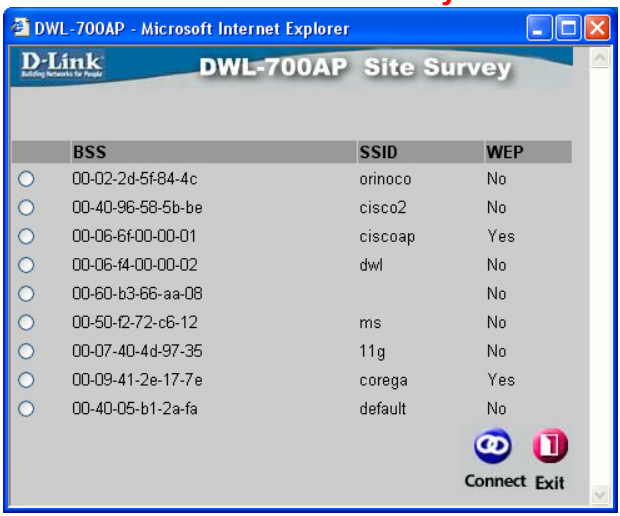


**Wireless Bridge:** This mode will allow you to connect two LANs together. The wireless bridge will only work with another DWL-700AP.

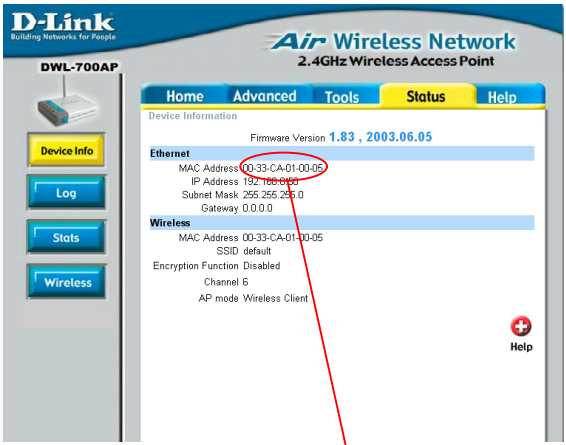


**Note!** If you use the DWL-700AP in Wireless Bridge Mode, make sure that you enter the Ethernet MAC Address of the remote DWL-700AP unit that you want to establish a wireless connection.

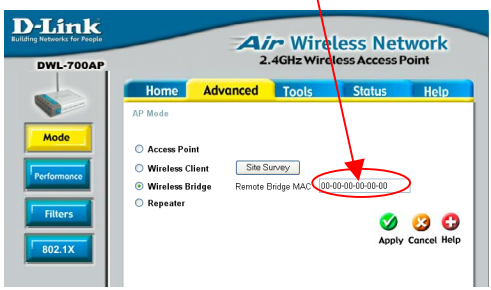


**Multi-point Bridge:** This mode will allow you to connect multiple wireless LANs together. Other wireless LANs must be using DWL-700APs.