Note: The repeater function is available with at least firmware version **2.20** or above. For the latest drivers and firmware downloads, please go to www.support.dlink.com.

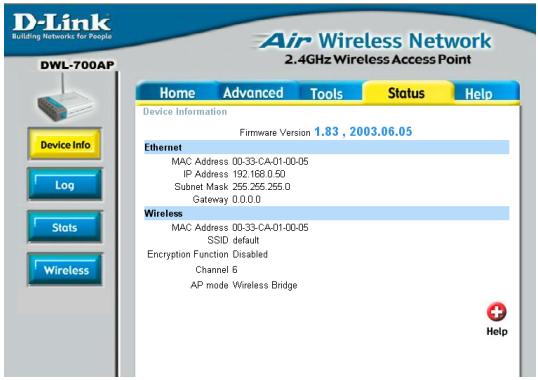

Repeater: This mode will allow you to extend the range of your wireless network. The repeater mode will work with another D-Link *Air*Plus DWL-700AP, DWL-900+, DI-614+, DI-714P+, *Air*Pro DI-764, DI-754 (with inserted DWL-650+), or *Air*Premier DWL-1000AP+.

Note! If you use the DWL-700AP in Wireless Client or Repeater Mode, make sure that you enter the Ethernet Mac Address (LAN MAC Address) of the unit that you want to extend the wireless coverage.

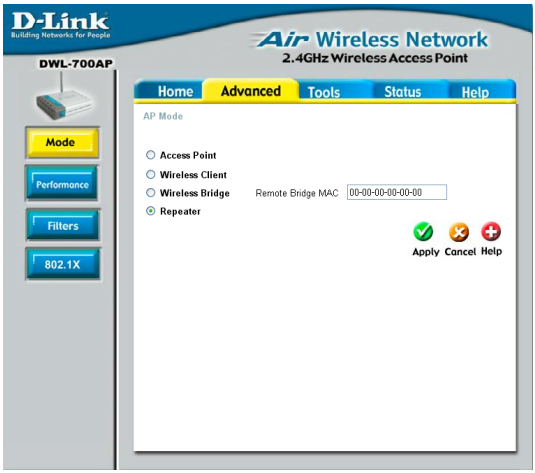

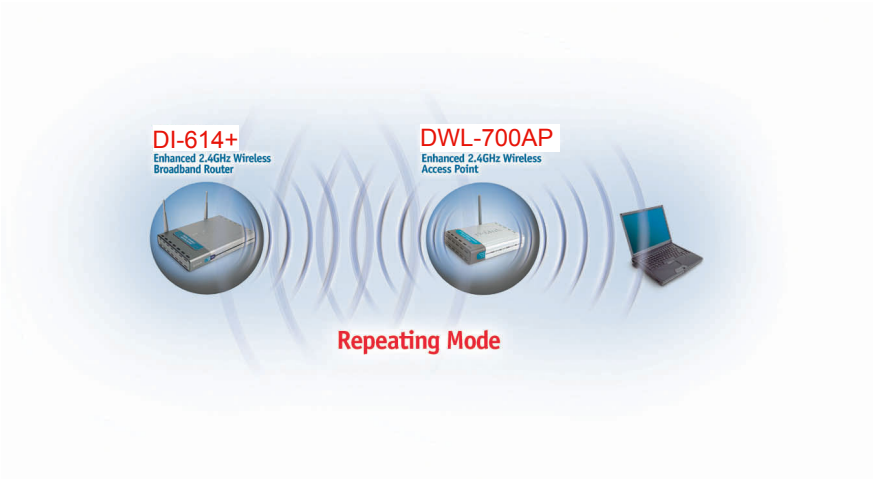

Advanced > Performance

The default Performance settings are shown here.

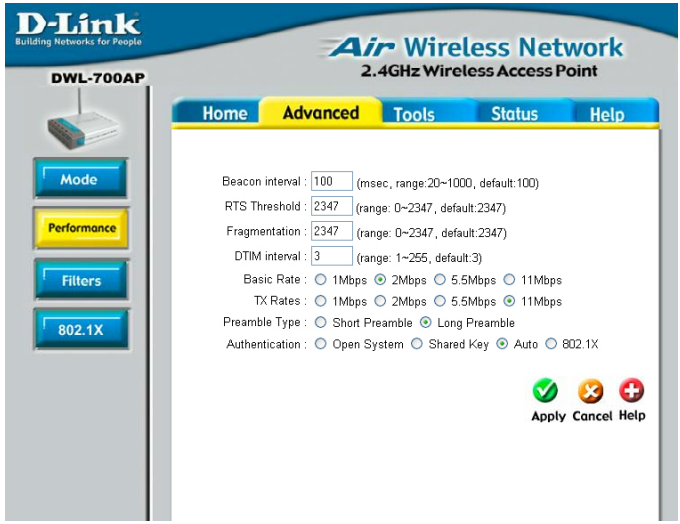

Beacon Interval: Beacons are packets sent by an Access Point to synchronize a wireless network. Specify a Beacon interval value. Default (100) is recommended.

RTS Threshold: This value should remain at its default setting of 2,432. If you encounter inconsistent data flow, only minor modifications to the value range between 256 and 2,432 are recommended.

Fragmentation: This value should remain at its default setting of 2,346. If you experience a high packet error rate, you may slightly increase your Fragmentation Threshold within the value range of 256 to 2,346. Setting the Fragmentation Threshold too low may result in poor performance.

DTIM Interval (Beacon Rate): (**D**elivery **T**raffic **I**ndication **M**essage) Enter a value between 1 and 16384 for the Delivery Traffic Indication Message (DTIM.) A DTIM is a countdown informing clients of the next window for listening to broadcast and multicast messages.

Basic Rates: Select the basic rate for the network

TX Rates: Select the transmission rate for the network

Preamble Type: Long Preamble is the default setting. (High traffic networks should use the shorter preamble type.) The preamble defines the length of the CRC block (Cyclic Redundancy Check is a common technique for detecting data transmission errors) used in communication between the Access Point and the roaming wireless Network adapters.

Authentication:

Open System – communicates the key across the network
Shared Key – devices must have identical WEP settings to communicate
Auto – automatically adjusts to the Authentication mode of the wireless client

SSID Broadcast: (**S**ervice **S**et **Id**entifier) **Enable** or **Disable** (default) the broadcast of the SSID name across the network. SSID is a name that identifies a wireless network. All devices on a network must use the same SSID to establish communication.